



It couldn't be easier  
**Ordering via the  
Online Shop**

<http://cuttingtools.ceratizit.com>



Competent advice also available on call

**Application engineers  
with know-how**

Monday to Friday from 8:00 am – 6:00 pm  
Freephone Number: 0800 073 2075  
Email: [techsupport.uk@ceratizit.com](mailto:techsupport.uk@ceratizit.com)



Placing your order is quick and easy

**Customer Service Centre**

Freephone Number: 0800 073 2073  
Email: [info.uk@ceratizit.com](mailto:info.uk@ceratizit.com)

# Solid carbide milling cutters

from the CERATIZIT CoreLine

The most cost effective solution for  
all standard materials and applications

example Ø 10 mm £17

→ see pages 68–74

# SPECIAL OFFERS

VALID: 01.10.2025 – 31.12.2025

CERATIZIT is a high-technology engineering group specialised in cutting tools and hard material solutions.

**Tooling a Sustainable Future**

[ceratizit.com](http://ceratizit.com)



**CERATIZIT**  
GROUP



## TABLE OF CONTENTS

	<b>HSS drilling</b>	Page 6+7	Further tools can be found in the main catalogue, chapter 1		<b>Grooving Tools</b>	Page 47–50	Further tools can be found in the main catalogue, chapter 11
	<b>Solid carbide drilling</b>	Page 9–16	Further tools can be found in the main catalogue, chapter 2		<b>Miniature turning tools</b>	Page 52–54	Further tools can be found in the main catalogue, chapter 12
	<b>Indexable insert drills</b>	Page 18–21	Further tools can be found in the main catalogue, chapter 3		<b>Solid Carbide milling cutters</b>	Page 56–76	Further tools can be found in the main catalogue, chapter 14
	<b>Reaming</b>	Page 23–24	Further tools can be found in the main catalogue, chapter 4		<b>Milling tools with indexable inserts</b>	Page 78–88	Further tools can be found in the main catalogue, chapter 15
	<b>HSS Taps</b>	Page 26	Further tools can be found in the main catalogue, chapter 6		<b>Rotating toolholders</b>	Page 90–99	Further tools can be found in the Catalogue – Clamping technology, chapter 16
	<b>Thread milling cutters</b>	Page 28+29	Further tools can be found in the main catalogue, chapter 7		<b>Toolholders, static + driven tools</b>	Page 100	Further tools can be found in the Catalogue – Clamping technology, chapter 16
	<b>Thread turning</b>	Page 31+32	Further tools can be found in the main catalogue, chapter 8		<b>KITS + ACCESSORIES HOT DEALS</b>	Page 101	
	<b>Turning Tools</b>	Page 34–42	Further tools can be found in the main catalogue, chapter 9		<b>Made in Sheffield</b>	Page 102	
	<b>EcoCut</b>	Page 44+45	Further tools can be found in the main catalogue, chapter 10		<b>CentriClamp – ZSG 4</b>	Page 103	Further tools can be found in the Catalogue – Clamping technology, chapter 17

### Colour code information

P	Steel
M	Stainless steel
K	Cast iron
N	Non-ferrous metals
S	Heat-resistant
H	Tempered steel
O	Non metal materials

**SEE THE NEW  
SPECIAL OFFERS E-CATALOGUE**

[Download your e-Catalogue here](#)







[cts.cerazit.com/gb/en/special-selection](https://cts.cerazit.com/gb/en/special-selection)



# UK LOGISTICS

## WHEN YOU SEE THIS LOGO IT'S IN STOCK IN SHEFFIELD

ORDER BY 6 PM FOR FREE  
GUARANTEED NEXT DAY DELIVERY\* ON ALL ORDERS OVER £50  
\* a very small number of postcode areas are excluded



## TRADE COUNTER



WHEN YOU SEE THIS  
LOGO IT'S IN STOCK  
IN SHEFFIELD



### PLACING YOUR ORDER IS QUICK AND EASY

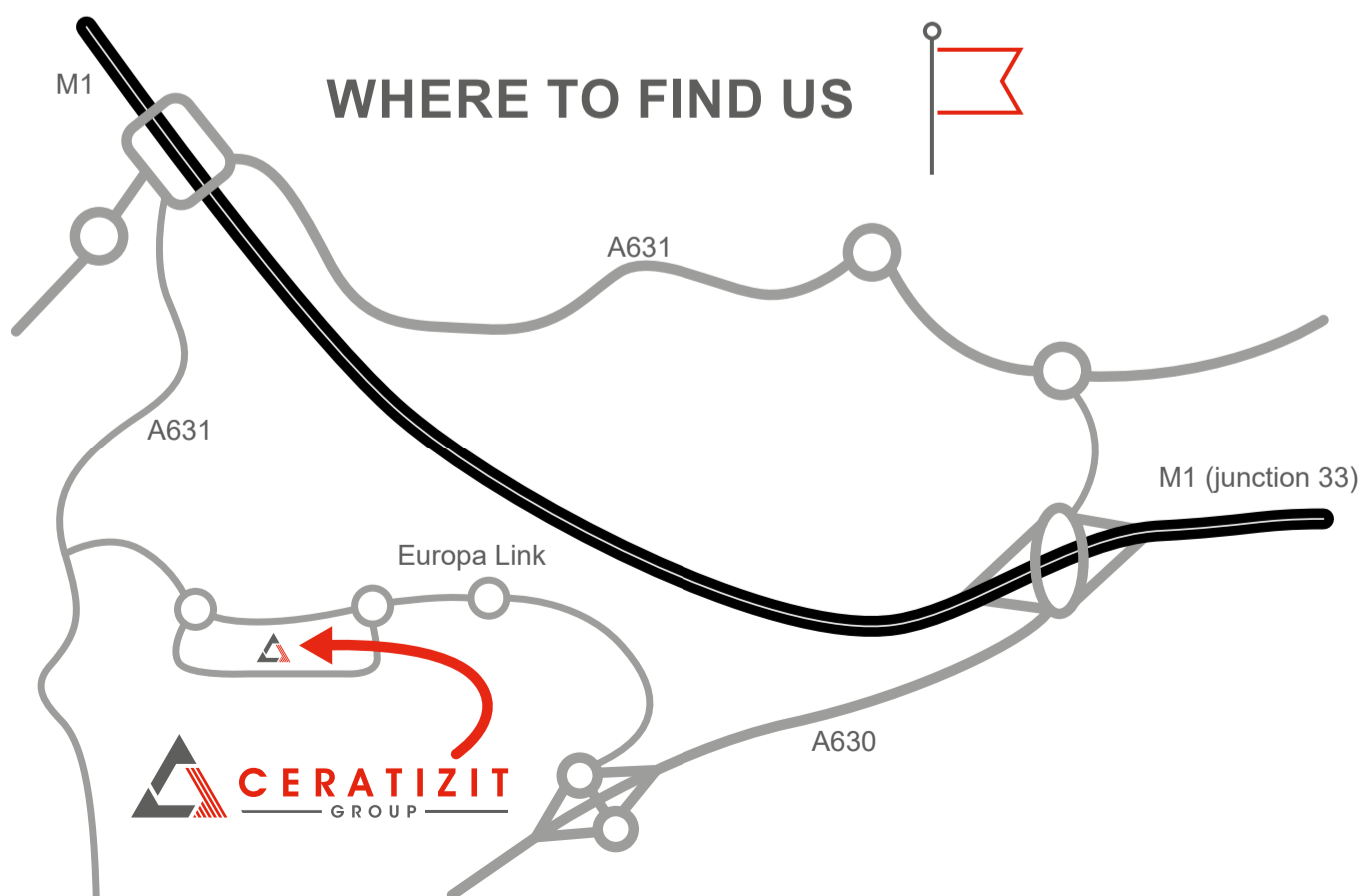


Customer Service Centre

Freephone Number: 0800 073 2073  
Email: [info.uk@ceratizit.com](mailto:info.uk@ceratizit.com)



Open from 8am to 6pm





## Quoting made easy

# The digital calculation expert for CNC machine shops

## How CNC Machine Shops can save up 90 % of their efforts in quoting

For CNC machine shops, accurately calculating manufacturing times and costs for quoting is more than just a tedious sales task – it's a key driver of profitability and long-term success. But in reality, this process can quickly become complex and time-consuming, especially when responding to urgent customer requests with multiple parts that fall outside your usual expertise.

With the automated quoting software Spanflug MAKE, you can calculate milling and turning parts with just a few clicks. The software also enables you to confidently quote unfamiliar parts and explore new customer segments — giving you a clear competitive advantage.

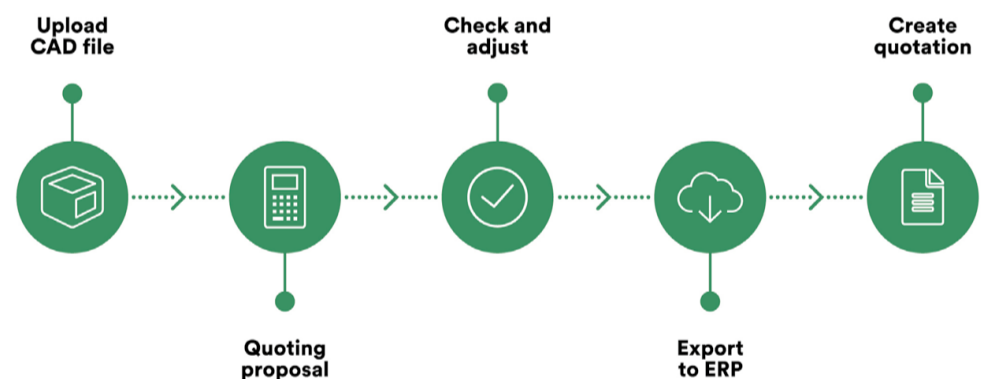
## Is your CNC machine shop looking to boost precision and efficiency in quoting?

Discover Automated Quoting with Spanflug MAKE

- Calculate precise manufacturing times and costs in seconds.
- Save up to 90% on time and expenses for quote creation.
- Respond to customer inquiries faster.
- Get started immediately and benefit from automation from day one.

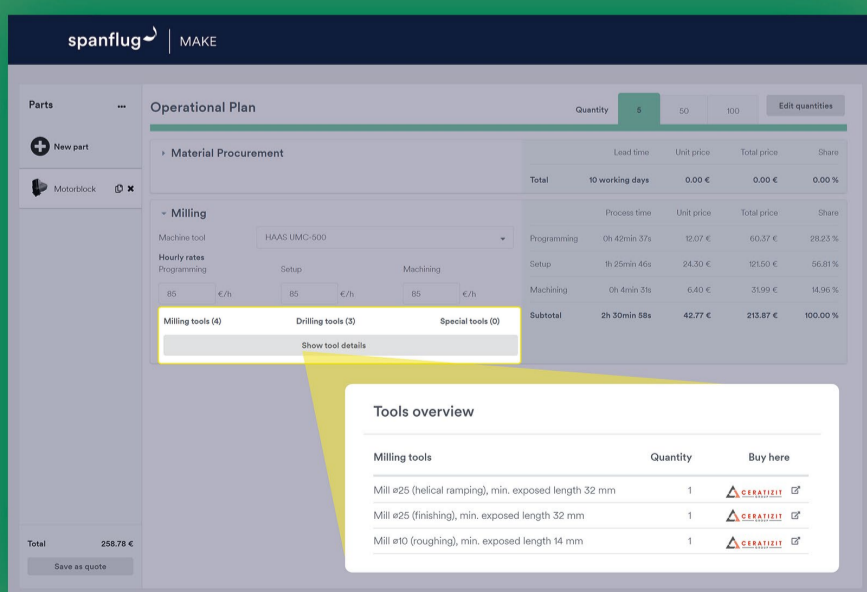
And the best part: You can calculate up to 5 parts per month for free – no obligations, just try it out and see your benefits.

For more information, please go to [spanflug.com/make](https://spanflug.com/make) or contact your sales representative.



## Boost your efficient work preparation

Spanflug MAKE is your digital colleague in work preparation. Our algorithm understands the part and generates an optimized operational plan, including manufacturing steps, machine tools, stocks, and tools needed. If the tools are not in stock, users can order them directly through integration with the CERATIZIT online shop. This simplifies tool selection, saves procurement time, and improves the software's ability to optimize the manufacturing strategy for the part. You can significantly increase efficiency in your machine shop's work preparation, start planning at an early stage, and complete orders more quickly.



Free trial

Scan here!



# HSS DRILLING



UNI – universal geometry for all applications and materials up to 10xD.

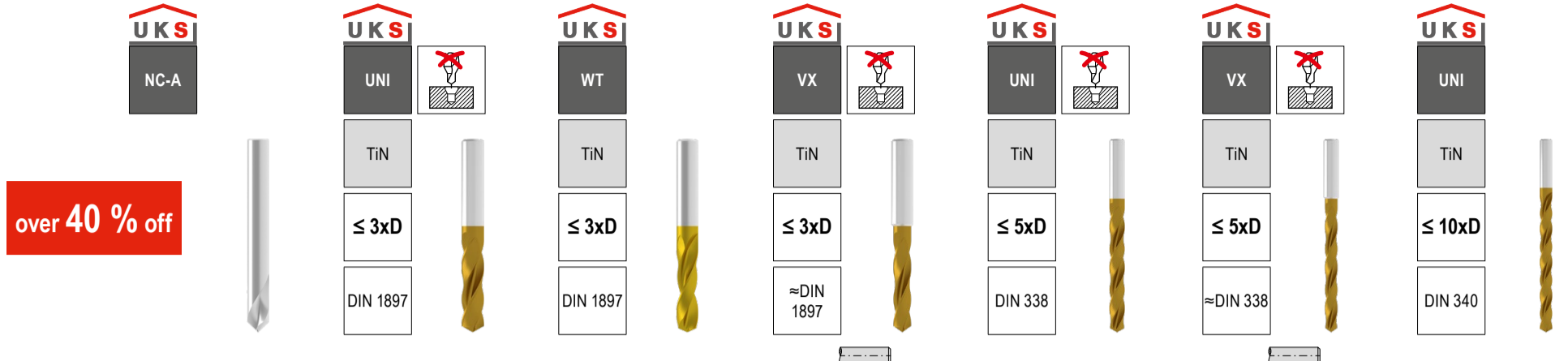


WT – problem solver for difficult to machine materials and applications.



VX – high performance drill for all applications – nominal shank.

NC spot drills, factory standard and high-performance twist drills



DC <sub>h8/h6</sub>	10 520 ... PG T2		10 107 ... PG T2		10 110 ... PG T2		10 122 ... PG T2		10 171 ... PG T2		10 124 ... PG T2		10 270 ... PG T2					
mm	£	£	£	£	£	£	£	£	£	£	£	£	£	£				
0.90																		
1.00			010	6.44	3.00	010	6.66	3.00	009	5.54	3.00		010	10.04	5.00			
1.10			011	6.44	3.00	011	7.02	4.00	010	5.54	3.00		011	11.10	6.00			
1.20			012	6.09	3.00	012	6.66	3.00	012	6.27	3.00		012	12.58	7.00			
1.25									125	5.00	3.00							
1.30			013	6.44	3.00	013	7.02	4.00	013	5.00	3.00		013	12.33	7.00			
1.40			014	6.27	3.00	014	7.02	4.00	014	5.54	3.00		014	12.16	6.00			
1.45									145	5.54	3.00							
1.50			015	5.84	3.00	015	6.66	3.00	015	5.16	3.00		015	10.59	6.00			
1.55									155	5.54	3.00							
1.60			016	5.84	3.00	016	6.66	3.00	016	5.54	3.00		016	12.58	7.00			
1.65									165	5.72	3.00							
1.70			017	5.52	3.00	017	6.27	3.00	017	5.72	3.00		017	13.66	7.00			
1.80			018	5.84	3.00	018	6.66	3.00	018	5.54	3.00		018	13.04	7.00			
1.90			019	5.04	3.00	019	6.66	3.00	019	5.72	3.00		019	13.06	8.00			
2.00			020	5.19	3.00	020	5.84	3.00	020	5.19	3.00	020	16.27	9.00	020	10.35	5.00	
2.10			021	5.52	3.00	021	6.27	3.00	021	6.27	3.00	021	10.62	11.00	021	11.95	6.00	
2.20			022	6.09	3.00	022	6.66	3.00	022	6.27	3.00	022	10.62	11.00	022	12.16	6.00	
2.30			023	5.00	3.00	023	6.66	3.00	023	6.27	3.00	023	10.62	11.00	023	11.95	6.00	
2.38			238	5.00	3.00				238	6.27	3.00							
2.40			024	6.09	3.00	024	7.02	4.00	024	6.27	3.00	024	10.62	11.00	024	11.07	6.00	
2.50			025	5.52	3.00	025	6.09	3.00	025	5.91	3.00	025	10.62	11.00	025	10.59	6.00	
2.55									255	6.27	3.00							
2.60			026	6.09	3.00	026	7.02	4.00	026	6.27	3.00	026	10.62	11.00	026	12.16	6.00	
2.70			027	6.44	3.00	027	7.41	4.00	027	6.27	3.00	027	10.62	11.00	027	12.08	7.00	
2.78			278	6.44	3.00				278	7.41	4.00							
2.80			028	6.44	3.00	028	7.41	4.00	028	6.27	3.00	028	10.62	11.00	028	12.33	7.00	
2.90			029	6.44	3.00	029	7.41	4.00	029	6.44	3.00	029	10.62	11.00	029	12.08	7.00	
3.00	030	9.00	3.00	030	5.04	3.00	030	6.27	3.00	030	5.91	3.00	030	17.71	10.00	030	11.41	6.00
3.10			031	6.27	3.00	031	7.24	4.00	031	6.44	3.00	031	20.20	12.00	031	13.66	7.00	
3.17			317	6.09	3.00				317	6.09	3.00							
3.20			032	5.00	3.00	032	6.85	4.00	032	5.91	3.00	032	20.20	12.00	032	12.66	7.00	
3.25									325	6.66	3.00							
3.30			033	6.44	3.00	033	7.41	4.00	033	5.84	3.00	033	20.20	12.00	033	13.42	7.00	
3.40			034	6.66	3.00	034	7.41	4.00	034	6.83	4.00	034	20.20	12.00	034	13.96	8.00	
3.50			035	6.44	3.00	035	6.66	3.00	035	5.84	3.00	035	20.20	12.00	035	13.66	7.00	
3.57			357	6.66	3.00				357	7.04	4.00							
3.60			036	6.66	3.00	036	7.41	4.00	036	7.04	4.00	036	22.58	13.00	036	14.44	8.00	
3.70			037	7.04	4.00	037	8.02	4.00	037	7.04	4.00	037	22.58	13.00	037	13.76	7.00	
3.80			038	6.85	4.00	038	7.41	4.00	038	7.41	4.00	038	22.58	13.00	038	13.24	7.00	
3.90			039	7.75	4.00	039	8.02	4.00	039	7.75	4.00	039	22.58	13.00	039	14.82	8.00	
3.97			397	7.91	4.00				397	8.13	4.00							
4.00	040	10.00	6.00	040	6.85	4.00	040	13.40	8.00	040	6.83	3.00	040	22.58	13.00	040	14.48	8.00
4.10			041	7.24	4.00	041	7.41	4.00	041	7.97	4.00	041	26.47	15.00	041	14.73	8.00	
4.20			042	7.04	4.00	042	7.41	4.00	042	7.97	4.00	042	27.66	16.00	042	14.44	8.00	
4.25									425	7.75	4.00							
4.30			043	7.41	4.00	043	8.36	5.00	043	14.04	8.00	043	26.47	15.00	043	15.78	9.00	
4.37			437	9.80	5.00				437	8.34	4.00							
4.40			044	9.36	4.00	044	8.56	5.00	044	16.06	10.00	044	26.47	15.00	044	13.06	8.00	
4.50			045	7.41	4.00	045	7.92	4.00	045	14.04	8.00	045	26.47	15.00	045	14.82	8.00	
4.60			046	8.13	4.00	046	9.20	5.00	046	17.71	10.00	046	20.60	17.00	046	14.30	8.00	
4.65						465	9.66	5.00	046	8.34	4.00	046	20.60	17.00	046	20.60	17.00	
4.70			047	8.56	5.00	047	9.66	5.00	047	18.06	10.00	047	20.60	17.00	047	16.54	9.00	
4.76			476	8.56	5.00				476	8.48	5.00							
4.80			048	8.68	5.00	048	9.66	5.00	048	18.06	10.00	048	20.60	17.00	048	16.89	9.00	
4.90			049	9.66	5.00	049	9.66	5.00	049	18.06	10.00	049	20.60	17.00	049	16.34	9.00	
4.95									495	8.13	5.00							
5.00	050	10.00	6.00	050	7.57	5.00	050	7.70	4.00	050	15.32	9.00	050	32.20	19.00	050	16.54	9.00
5.05									505	7.41	4.00	050	32.20	19.00	050	18.20	10.00	
5.10			051	10.13	6.00	051			505	8.48	5.00	051	32.20	19.00	051	18.20	10.00	
5.16			052	12.55	6.00	052	9.66	5.00	516	8.30	5.00	051	32.20	19.00	051	17.95	10.00	
5.20			053	13.28	6.00	053	10.08	6.00	516	9.42	5.00	052	32.20	19.00	052	19.74	11.00	
5.30			054	13.44	6.00	054	10.40	8.00	516	10.80	6.00	053	36.61	21.00	053	21.56	12.00	
5.40			055	9.70	6.00	055	9.36	5.00	516	10.13	6.00	054	36.61	21.00	054	17.10	7.00	
5.50						555	10.65	6.00	516	11.56	6.00	055	32.20	19.00	055	17.19	7.00	
5.55			555	10.90	6.00	555	10.65	6.00	516	11.56	6.00	055	37.04	22.00				
5.60			056	10.00	6.00	056	10.65	6.00	516	11.56	6.00	056	37.04	22.00	056	22.47	12.00	
5.70			057	10.24	6.00	057	10.65	6.00	516	10.00	6.00	057	37.04	22.00	057	24.82	14.00	
5.75									575	10.00	6.00							
5.80			058	17.15	6.00	058	10.65	6.00	575	10.00	6.00	058	37.04	22.00	058	21.70	12.00	
5.90			059	17.25	6.00	059	11.04	6.00	575	10.00	6.00	059	37.04	22.00	059	24.34	13.00	
5.95			595	10.02	11.00				595	12.89	7.00							
6.00	060	10.00	6.00	060	9.70	6.00	060	9.12	5.00	060	17.45	10.00	060	35.24	21.00	060	20.65	11.00
6.10			061	18.45	6.00	061			061	17.45	10.00	061	35.24	21.00	061	24.49	14.00	
6.20			062	18.80	6.00	062			061	18.45	10.00	062	43.40	26.00	062	24.07	12.00	
6.30			063	20.47	6.00	063			062	18.80	6.00	062	43.40	26.00	062	24.49	14.00	
6.35			635	20.20	8.00				063	20.47	6.00	063	43.40	26.00	063	24.49	14.00	
6.40			064	20.82	6.00	064	14.91	8.00	635	20.20	8.00	064	43.40	26.00	064	22.20	12.00	
6.50			065	14.43	6.00	065	10.65	6.00	635	20.20	8.00	065	43.40	26.00	065	24.49	12.00	
6.60			066	21.56	7.00	066			635	20.20	8.00	066	46.65	27.00	066	24.67	14.00	
6.70			067	21.96	7.00	067			635	20.20	8.00	067	46.65	27.00	067	25.34	14.00	
6.75			675	16.80	10.00				675	16.42	9.00							
6.80			068	22.49	7.00	068	15.55	9.00	675	16.80	10.00	068	46.65	27.00	068	27.16	15.00	
6.90			069	22.67	7.00	069			068	22.49	7.00	069	46.65	27.00	069	28.16	16.00	
7.00			070	13.11	7.00	070	12.89	7.00	069	22.67	7.00	070	46.65	27.00	070	25.56	14.00	

1) self-centering

NC spot drills, factory standard and high-performance twist drills

UKS **over 40 % off**

**NC-A**  
TiN  
≤ 3xD  
DIN 1897

**UNI**  
TiN  
≤ 3xD  
DIN 1897

**WT**  
TiN  
≤ 3xD  
DIN 1897

**VX**  
TiN  
≤ 3xD  
≈DIN 1897

**UNI**  
TiN  
≤ 5xD  
DIN 338

**VX**  
TiN  
≤ 5xD  
≈DIN 338

**UNI**  
TiN  
≤ 10xD  
DIN 340

DC <sub>h8/h6</sub> mm	10 520 ... PG T2		10 107 ... PG T2		10 110 ... PG T2		10 122 ... PG T2		10 171 ... PG T2		10 124 ... PG T2		10 270 ... PG T2		
	£	£	£	£	£	£	£	£	£	£	£	£	£		
7.10			071	8.00			071	23.00	071	9.00	071	29.00	071	14.00	
7.14			714	14.00			714	13.00	714	13.00	714	13.00	714	14.00	
7.20			072	8.00	072	10.00	072	23.00	072	9.00	072	29.00	072	16.00	
7.30			073	8.00			073	23.00	073	9.00	073	29.00	073	16.00	
7.40			074	8.00	074	10.00	074	23.00	074	9.00	074	29.00	074	17.00	
7.45															
7.50			075	8.00	075	8.00	075	16.00	075	7.00	075	7.00	075	17.00	
7.55															
7.60			076	8.00	076	11.00	076	24.00	076	10.00	076	29.00	076	19.00	
7.70			077	8.00	077	11.00	077	25.00	077	11.00	077	29.00	077	18.00	
7.80			078	8.00	078	11.00	078	25.00	078	10.00	078	29.00	078	20.00	
7.90			079	8.00	079	11.00	079	25.00	079	11.00	079	29.00	079	19.00	
7.94			794	9.00			794	10.00	794	10.00					
8.00	080	10.00	080	8.00	080	8.00	080	17.00	080	9.00	080	29.00	080	16.00	
8.10			081	10.00	081	11.00	081	29.00	081	10.00	081	32.00	081	17.00	
8.20			082	10.00	082	11.00	082	29.00	082	11.00	082	32.00	082	19.00	
8.30			083	10.00	083	12.00	083	29.00	083	11.00	083	32.00	083	20.00	
8.40			084	10.00	084	12.00	084	29.00	084	12.00	084	32.00	084	22.00	
8.50			085	10.00	085	10.00	085	19.00	085	8.00	085	32.00	085	19.00	
8.60			086	12.00	086	12.00	086	30.00	086	13.00	086	30.00	086	19.00	
8.70			087	14.00	087	12.00	087	30.00	087	13.00	087	30.00	087	19.00	
8.73			873	16.00			873	10.00							
8.80			088	13.00	088	12.00	088	30.00	088	11.00	088	30.00	088	19.00	
8.90			089	17.00	089	17.00	089	30.00	089	17.00	089	30.00	089	19.00	
9.00			090	10.00	090	10.00	090	21.00	090	11.00	090	30.00	090	20.00	
9.10			091	14.00	091	16.00	091	38.00	091	18.00	091	32.00	091	20.00	
9.20			092	14.00	092	16.00	092	38.00	092	19.00	092	32.00	092	20.00	
9.30			093	14.00	093	16.00	093	38.00	093	13.00	093	32.00	093	20.00	
9.35															
9.40			094	17.00	094	16.00	094	38.00	094	15.00	094	32.00	094	20.00	
9.50			095	11.00	095	13.00	095	26.00	095	11.00	095	32.00	095	20.00	
9.55															
9.60			096	18.00	096	16.00	096	28.00	096	13.00	096	35.00	096	21.00	
9.70			097	17.00	097	16.00	097	28.00	097	13.00	097	35.00	097	22.00	
9.80			098	17.00	098	17.00	098	28.00	098	13.00	098	35.00	098	24.00	
9.90			099	18.00	099	17.00	099	28.00	099	17.00	099	35.00	099	26.00	
10.00	100	11.00	100	13.00	100	12.00	100	25.00	100	13.00	100	35.00	100	28.00	
10.10			101	18.00	101	17.00	101	37.00	101	17.00	101	45.00	101	30.00	
10.20			102	16.00	102	17.00	102	37.00	102	13.00	102	45.00	102	28.00	
10.30			103	16.00	103	16.00	103	38.00	103	14.00	103	45.00	103	34.00	
10.40			104	19.00	104	20.00	104	36.00	104	18.00	104	45.00	104	34.00	
10.50			105	16.00	105	16.00	105	36.00	105	15.00	105	45.00	105	34.00	
10.55															
10.70							107	40.00			107	49.00			
10.80					108	37.00	108	38.00			108	49.00			
11.00			110	19.00	110	16.00	110	36.00	110	15.00	110	41.00	110	42.00	
11.10			111	19.00			111	36.00			111	41.00			
11.11															
11.20										111	41.00				
11.20										112	44.00				
11.30										113	44.00				
11.40										114	44.00				
11.50			115	19.00	115	17.00	115	38.00	115	15.00	115	44.00	115	43.00	
11.60										116	49.00				
11.70										117	49.00				
11.80						118	20.00	117	43.00	118	49.00				
11.90								118	45.00	119	49.00				
12.00	120	17.00	120	19.00	120	19.00	120	44.00	120	15.00	120	49.00	120	43.00	
12.10							121	32.00							
12.15										121	15.00				
12.20															
12.30			123	24.00	123	30.00	123	58.00	123	30.00	123	56.00			
12.50			125	24.00	125	20.00	125	45.00	925	10.00	125	56.00	125	46.00	
12.70			127	24.00			127	100.00	127	23.00	127	59.00			
12.80						128	38.00	128	47.00			128	59.00		
13.00			130	24.00	130	21.00	130	48.00	130	19.00	130	65.00	130	50.00	
13.10								131	23.00						
13.30								133	23.00						
13.50			135	24.00	135	23.00	135	73.00	135	23.00	135	85.00	135	40.00	
14.00			140	24.00	140	24.00	140	93.00	140	23.00	140	85.00	140	50.00	
14.50			145	24.00	145	24.00	145	93.00	145	23.00	145	109.00			
15.00			150	25.00	150	25.00	150	88.00	150	23.00	150	102.00			
15.50			155	33.00	155	33.00	155	95.00	155	23.00	155	110.00			
15.75			157	35.00			157	48.00							
16.00	160	22.00	160	32.00	160	32.00	160	92.00	160	107.00	160	107.00			
16.50			165	48.00	165	48.00	165	142.00	165	142.00	165	166.00			
17.00			170	47.00	170	47.00	170	142.00	170	142.00	170	166.00			
17.50			175	44.00	175	44.00	175	142.00	175	142.00	175	166.00			
17.75			177	54.00			177	54.00							
18.00			180	52.00	180	52.00	180	142.00	180	142.00	180	166.00			
18.50			185	58.00	185	58.00	185	142.00	185	142.00	185	166.00			
19.00			190	57.00	190	57.00	190	142.00	190	142.00	190	166.00			
19.50			195	64.00	195	64.00	195	142.00	195	142.00	195	166.00			
20.00	200	36.00	200	61.00	200	61.00	200	127.00	200	127.00	200	147.00			

1) self-centering

Ø DC<sub>h8</sub> for Type UNI, WT and VX / Ø DC<sub>h6</sub> for Type NC-A



Technical support: 0800 073 2 075  
3 time served engineers,  
available from 8:00 am to 6:00 pm, Monday to Friday  
Email: techsupport.uk@ceratizit.com



Order by 6:00 pm and get your  
guaranteed free express delivery



When you see this logo it's  
in stock in Sheffield



# SOLID CARBIDE DRILLING



WPC UNI – for all materials and applications up to 12xD.



WPC VA – for stainless and corrosion resistant steels up to 5xD.

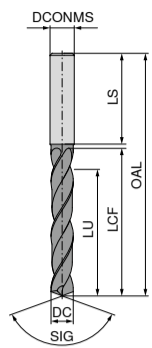


WPC Change – good solution for lathes with mis-alignment and lower powered machines. Cost effective solution in larger diameters above  $\text{\O} 20$  mm in 0.1 mm increments.



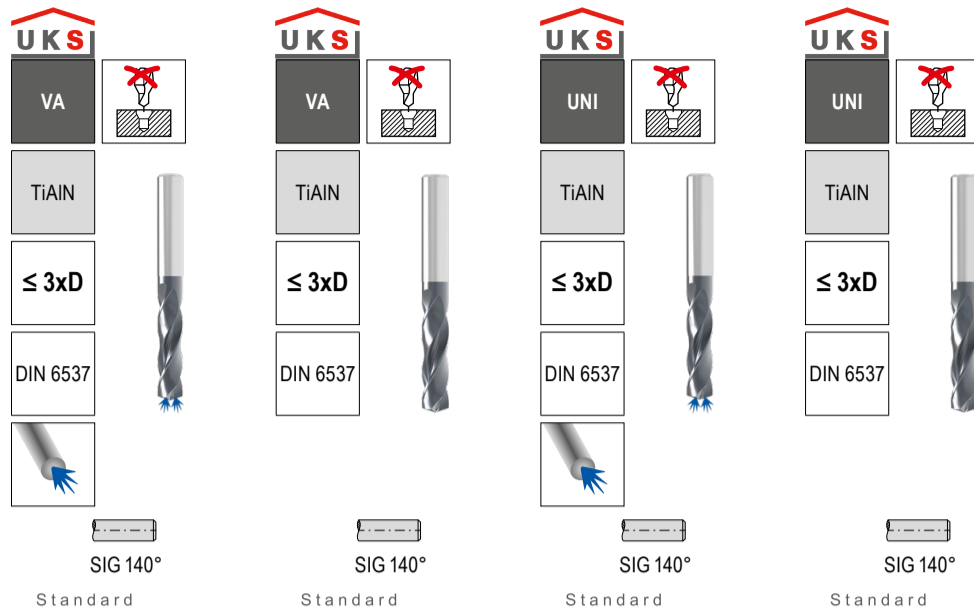
WPC Change – Cost effective and high performance solution for structural steel applications.

WPC – High Performance Drill, DIN 6537



over 35 % off

1 HB shanks also available at same prices



DC <sub>m7</sub> mm	DCONMS <sub>h6</sub> mm	OAL mm	LCF mm	LU mm	LS mm	11 713 ... PG T1/9C		11 711 ... PG T1/9C		11 700 ... PG T1/9C		11 706 ... PG T1/9C	
						£	€	£	€	£	€	£	€
1.00	4	45	7	5.5	28	<del>39.75</del>	25.00	<del>33.40</del>	21.00	<del>32.00</del>	21.00	<del>29.17</del>	18.00
1.10	4	45	7	5.3	28	<del>39.75</del>	25.00	<del>33.40</del>	21.00	<del>32.00</del>	21.00	<del>29.17</del>	18.00
1.20	4	45	7	5.2	28	<del>39.75</del>	25.00	<del>33.40</del>	21.00	<del>32.00</del>	21.00	<del>29.17</del>	18.00
1.30	4	45	7	5.0	28	<del>39.75</del>	25.00	<del>33.40</del>	21.00	<del>32.00</del>	21.00	<del>29.17</del>	18.00
1.40	4	45	7	4.9	28	<del>39.75</del>	25.00	<del>33.40</del>	21.00	<del>32.00</del>	21.00	<del>29.17</del>	18.00
1.50	4	55	14	11.7	28	<del>39.75</del>	25.00	<del>33.40</del>	21.00	<del>32.00</del>	21.00	<del>29.17</del>	18.00
1.60	4	55	14	11.6	28	<del>39.75</del>	25.00	<del>33.40</del>	21.00	<del>32.00</del>	21.00	<del>29.17</del>	18.00
1.70	4	55	14	11.4	28	<del>39.75</del>	25.00	<del>33.40</del>	21.00	<del>32.00</del>	21.00	<del>29.17</del>	18.00
1.80	4	55	14	11.3	28	<del>39.75</del>	25.00	<del>33.40</del>	21.00	<del>32.00</del>	21.00	<del>29.17</del>	18.00
1.90	4	55	14	11.1	28	<del>39.75</del>	25.00	<del>33.40</del>	21.00	<del>32.00</del>	21.00	<del>29.17</del>	18.00
2.00	4	55	20	17.0	28	<del>39.75</del>	25.00	<del>30.43</del>	19.00	<del>32.00</del>	21.00	<del>26.64</del>	17.00
2.10	4	55	20	16.8	28	<del>39.75</del>	25.00	<del>30.43</del>	19.00	<del>32.00</del>	21.00	<del>26.64</del>	17.00
2.20	4	55	20	16.7	28	<del>39.75</del>	25.00	<del>30.43</del>	19.00	<del>32.00</del>	21.00	<del>26.64</del>	17.00
2.30	4	55	20	16.5	28	<del>39.75</del>	25.00	<del>30.43</del>	19.00	<del>32.00</del>	21.00	<del>26.64</del>	17.00
2.40	4	55	20	16.4	28	<del>39.75</del>	25.00	<del>30.43</del>	19.00	<del>32.00</del>	21.00	<del>26.64</del>	17.00
2.50	4	55	20	16.2	28	<del>39.75</del>	25.00	<del>30.43</del>	19.00	<del>32.00</del>	21.00	<del>26.64</del>	17.00
2.60	4	55	20	16.1	28	<del>39.75</del>	25.00	<del>30.43</del>	19.00	<del>32.00</del>	21.00	<del>26.64</del>	17.00
2.70	4	55	20	15.9	28	<del>39.75</del>	25.00	<del>30.43</del>	19.00	<del>32.00</del>	21.00	<del>26.64</del>	17.00
2.80	4	55	20	15.8	28	<del>39.75</del>	25.00	<del>30.43</del>	19.00	<del>32.00</del>	21.00	<del>26.64</del>	17.00
2.90	4	55	20	15.6	28	<del>39.75</del>	25.00	<del>30.43</del>	19.00	<del>32.00</del>	21.00	<del>26.64</del>	17.00
3.00	6	62	20	14.0	36	<del>33.60</del>	21.00	<del>29.50</del>	19.00	<del>27.00</del>	18.00	<del>25.38</del>	16.00
3.10	6	62	20	14.0	36	<del>33.60</del>	21.00	<del>29.50</del>	19.00	<del>27.00</del>	18.00	<del>25.38</del>	16.00
3.20	6	62	20	14.0	36	<del>33.60</del>	21.00	<del>29.50</del>	19.00	<del>27.00</del>	18.00	<del>25.38</del>	16.00
3.25	6	62	20	14.0	36	<del>33.60</del>	21.00	<del>29.50</del>	19.00	<del>27.00</del>	18.00	<del>25.38</del>	16.00
3.30	6	62	20	14.0	36	<del>33.60</del>	21.00	<del>29.50</del>	19.00	<del>27.00</del>	18.00	<del>25.38</del>	16.00
3.40	6	62	20	14.0	36	<del>33.60</del>	21.00	<del>29.50</del>	19.00	<del>27.00</del>	18.00	<del>25.38</del>	16.00
3.50	6	62	20	14.0	36	<del>33.60</del>	21.00	<del>29.50</del>	19.00	<del>27.00</del>	18.00	<del>25.38</del>	16.00
3.60	6	62	20	14.0	36	<del>33.60</del>	21.00	<del>29.50</del>	19.00	<del>27.00</del>	18.00	<del>25.38</del>	16.00
3.70	6	62	20	14.0	36	<del>33.60</del>	21.00	<del>29.50</del>	19.00	<del>27.00</del>	18.00	<del>25.38</del>	16.00
3.80	6	66	24	17.0	36	<del>33.60</del>	21.00	<del>29.50</del>	19.00	<del>27.00</del>	18.00	<del>25.38</del>	16.00
3.90	6	66	24	17.0	36	<del>33.60</del>	21.00	<del>29.50</del>	19.00	<del>27.00</del>	18.00	<del>25.38</del>	16.00
4.00	6	66	24	17.0	36	<del>33.60</del>	21.00	<del>29.50</del>	19.00	<del>27.00</del>	18.00	<del>25.38</del>	16.00
4.10	6	66	24	17.0	36	<del>33.60</del>	21.00	<del>29.50</del>	19.00	<del>27.00</del>	18.00	<del>25.38</del>	16.00
4.20	6	66	24	17.0	36	<del>33.60</del>	21.00	<del>29.50</del>	19.00	<del>27.00</del>	18.00	<del>25.38</del>	16.00
4.30	6	66	24	17.0	36	<del>33.60</del>	21.00	<del>29.50</del>	19.00	<del>27.00</del>	18.00	<del>25.38</del>	16.00
4.40	6	66	24	17.0	36	<del>33.60</del>	21.00	<del>29.50</del>	19.00	<del>27.00</del>	18.00	<del>25.38</del>	16.00
4.50	6	66	24	17.0	36	<del>33.60</del>	21.00	<del>29.50</del>	19.00	<del>27.00</del>	18.00	<del>25.38</del>	16.00
4.60	6	66	24	17.0	36	<del>33.60</del>	21.00	<del>29.50</del>	19.00	<del>27.00</del>	18.00	<del>25.38</del>	16.00
4.65	6	66	24	17.0	36	<del>33.60</del>	21.00	<del>29.50</del>	19.00	<del>27.00</del>	18.00	<del>25.38</del>	16.00
4.70	6	66	24	17.0	36	<del>33.60</del>	21.00	<del>29.50</del>	19.00	<del>27.00</del>	18.00	<del>25.38</del>	16.00
4.80	6	66	28	20.0	36	<del>33.60</del>	21.00	<del>29.50</del>	19.00	<del>27.00</del>	18.00	<del>25.38</del>	16.00
4.90	6	66	28	20.0	36	<del>33.60</del>	21.00	<del>29.50</del>	19.00	<del>27.00</del>	18.00	<del>25.38</del>	16.00
5.00	6	66	28	20.0	36	<del>33.60</del>	21.00	<del>29.50</del>	19.00	<del>27.00</del>	18.00	<del>25.38</del>	16.00
5.10	6	66	28	20.0	36	<del>33.60</del>	21.00	<del>29.50</del>	19.00	<del>27.00</del>	18.00	<del>25.38</del>	16.00
5.20	6	66	28	20.0	36	<del>33.60</del>	21.00	<del>29.50</del>	19.00	<del>27.00</del>	18.00	<del>25.38</del>	16.00
5.30	6	66	28	20.0	36	<del>33.60</del>	21.00	<del>29.50</del>	19.00	<del>27.00</del>	18.00	<del>25.38</del>	16.00
5.40	6	66	28	20.0	36	<del>33.60</del>	21.00	<del>29.50</del>	19.00	<del>27.00</del>	18.00	<del>25.38</del>	16.00
5.50	6	66	28	20.0	36	<del>33.60</del>	21.00	<del>29.50</del>	19.00	<del>27.00</del>	18.00	<del>25.38</del>	16.00
5.55	6	66	28	20.0	36	<del>33.60</del>	21.00	<del>29.50</del>	19.00	<del>27.00</del>	18.00	<del>25.38</del>	16.00
5.60	6	66	28	20.0	36	<del>33.60</del>	21.00	<del>29.50</del>	19.00	<del>27.00</del>	18.00	<del>25.38</del>	16.00
5.65	6	66	28	20.0	36	<del>33.60</del>	21.00	<del>29.50</del>	19.00	<del>27.00</del>	18.00	<del>25.38</del>	16.00
5.70	6	66	28	20.0	36	<del>33.60</del>	21.00	<del>29.50</del>	19.00	<del>27.00</del>	18.00	<del>25.38</del>	16.00
5.80	6	66	28	20.0	36	<del>33.60</del>	21.00	<del>29.50</del>	19.00	<del>27.00</del>	18.00	<del>25.38</del>	16.00
5.90	6	66	28	20.0	36	<del>33.60</del>	21.00	<del>29.50</del>	19.00	<del>27.00</del>	18.00	<del>25.38</del>	16.00
6.00	6	66	28	20.0	36	<del>33.60</del>	21.00	<del>29.50</del>	19.00	<del>27.00</del>	18.00	<del>25.38</del>	16.00
6.10	8	79	34	24.0	36	<del>46.03</del>	29.00	<del>39.60</del>	19.00	<del>39.33</del>	25.00	<del>25.38</del>	16.00
6.20	8	79	34	24.0	36	<del>46.03</del>	29.00	<del>39.60</del>	19.00	<del>39.33</del>	25.00	<del>25.38</del>	16.00
6.30	8	79	34	24.0	36	<del>46.03</del>	29.00	<del>39.60</del>	19.00	<del>39.33</del>	25.00	<del>25.38</del>	16.00
6.40	8	79	34	24.0	36	<del>46.03</del>	29.00	<del>39.60</del>	19.00	<del>39.33</del>	25.00	<del>25.38</del>	16.00
6.50	8	79	34	24.0	36	<del>46.03</del>	29.00	<del>39.60</del>	19.00	<del>39.33</del>	25.00	<del>25.38</del>	16.00
6.60	8	79	34	24.0	36	<del>46.03</del>	29.00	<del>39.60</del>	19.00	<del>39.33</del>	25.00	<del>25.38</del>	16.00
6.70	8	79	34	24.0	36	<del>46.03</del>	29.00	<del>39.60</del>	19.00	<del>39.33</del>	25.00	<del>25.38</del>	16.00
6.80	8	79	34	24.0	36	<del>46.03</del>	29.00	<del>39.60</del>	19.00	<del>39.33</del>	25.00	<del>25.38</del>	16.00
6.90	8	79	34	24.0	36	<del>46.03</del>	29.00	<del>39.60</del>	19.00	<del>39.33</del>	25.00	<del>25.38</del>	16.00
7.00	8	79	34	24.0	36	<del>46.03</del>	29.00	<del>39.60</del>	19.00	<del>39.33</del>	25.00	<del>25.38</del>	16.00
7.10	8	79	41	29.0	36	<del>46.03</del>	29.00	<del>39.60</del>	19.00	<del>39.33</del>	25.00	<del>25.38</del>	16.00
7.20	8	79	41	29.0	36	<del>46.03</del>	29.00	<del>39.60</del>	19.00	<del>39.33</del>	25.00	<del>25.38</del>	16.00
7.30	8	79	41	29.0	36	<del>46.03</del>	29.00	<del>39.60</del>	19.00	<del>39.33</del>	25.00	<del>25.38</del>	16.00
7.40	8	79	41	29.0	36	<del>46.03</del>	29.00	<del>39.60</del>	19.00	<del>39.33</del>	25.00	<del>25.38</del>	16.00
7.50	8	79	41	29.0	36	<del>46.03</del>	29.00	<del>39.60</del>	19.00	<del>39.33</del>	25.00	<del>25.38</del>	16.00
7.55	8	79	41	29.0	36	<del>46.03</del>	29.00	<del>39.60</del>	19.00	<del>39.33</del>	25.00	<del>25.38</del>	16.00
7.60	8	79	41	29.0	36	<del>46.03</del>	29.00	<del>39.60</del>	19.00	<del>39.33</del>	25.00	<del>25.38</del>	16.00
7.65	8	79	41	29.0	36	<del>46.03</del>	29.00	<del>39.60</del>	19.00	<del>39.33</del>	25.00	<del>25.38</del>	16.00
7.70	8	79	41	29.0	36	<del>46.03</del>	29.00	<del>39.60</del>	19.00	<del>39.33</del>	25.00	<del>25.38</del>	16.00

P	○	○	●	●
M	●	●	●	●
K	○	○	○	○
N	○	○	○	○
S	○	○	○	○
H	○	○	○	○
O	○	○	○	○



Technical support: 0800 073 2 075  
 3 time served engineers,  
 available from 8:00 am to 6:00 pm, Monday to Friday  
 Email: techsupport.uk@ceratizit.com

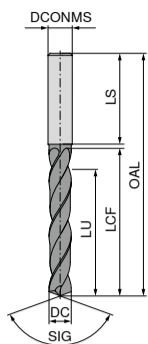


Order by 6:00 pm and get your guaranteed free express delivery



When you see this logo it's in stock in Sheffield

# WPC – High Performance Drill, DIN 6537



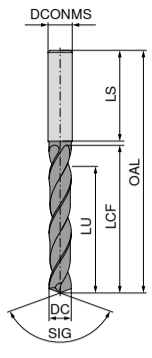
over 35 % off

1 HB shanks also available at same prices

<b>UKS</b> VA		<b>UKS</b> VA		<b>UKS</b> UNI		<b>UKS</b> UNI	
TiAlN		TiAlN		TiAlN		TiAlN	
≤ 3xD		≤ 3xD		≤ 3xD		≤ 3xD	
DIN 6537		DIN 6537		DIN 6537		DIN 6537	
SIG 140°	SIG 140°	SIG 140°	SIG 140°	SIG 140°	SIG 140°	SIG 140°	SIG 140°
Standard	Standard	Standard	Standard	Standard	Standard	Standard	Standard

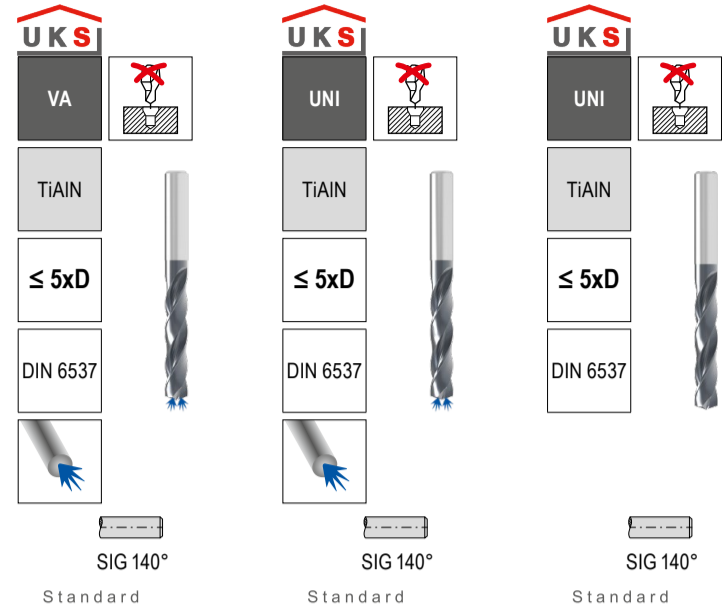
DC <sub>m7</sub> mm	DCONMS <sub>h6</sub> mm	OAL mm	LCF mm	LU mm	LS mm	11 713 ... PG T1/9C		11 711 ... PG T1/9C		11 700 ... PG T1/9C		11 706 ... PG T1/9C	
						£	£	£	£	£	£	£	£
7.8	8	79	41	29	36	<del>07800</del>	<del>46.03</del> 29.00	<del>07800</del>	<del>20.60</del> 19.00	<del>07800</del>	<del>30.33</del> 25.00	<del>07800</del>	<del>25.38</del> 16.00
7.9	8	79	41	29	36	<del>07900</del>	<del>46.03</del> 29.00	<del>07900</del>	<del>20.60</del> 19.00	<del>07900</del>	<del>30.33</del> 25.00	<del>07900</del>	<del>25.38</del> 16.00
8.0	8	79	41	29	36	<del>08000</del>	<del>46.03</del> 29.00	<del>08000</del>	<del>20.60</del> 19.00	<del>08000</del>	<del>30.33</del> 25.00	<del>08000</del>	<del>25.38</del> 16.00
8.1	10	89	47	35	40	<del>08100</del>	<del>52.17</del> 33.00	<del>08100</del>	<del>33.13</del> 21.00	<del>08100</del>	<del>44.40</del> 28.00	<del>08100</del>	<del>29.17</del> 18.00
8.2	10	89	47	35	40	<del>08200</del>	<del>52.17</del> 33.00	<del>08200</del>	<del>33.13</del> 21.00	<del>08200</del>	<del>44.40</del> 28.00	<del>08200</del>	<del>29.17</del> 18.00
8.3	10	89	47	35	40	<del>08300</del>	<del>52.17</del> 33.00	<del>08300</del>	<del>33.13</del> 21.00	<del>08300</del>	<del>44.40</del> 28.00	<del>08300</del>	<del>29.17</del> 18.00
8.4	10	89	47	35	40	<del>08400</del>	<del>52.17</del> 33.00	<del>08400</del>	<del>33.13</del> 21.00	<del>08400</del>	<del>44.40</del> 28.00	<del>08400</del>	<del>29.17</del> 18.00
8.5	10	89	47	35	40	<del>08500</del>	<del>52.17</del> 33.00	<del>08500</del>	<del>33.13</del> 21.00	<del>08500</del>	<del>44.40</del> 28.00	<del>08500</del>	<del>29.17</del> 18.00
8.6	10	89	47	35	40	<del>08600</del>	<del>52.17</del> 33.00	<del>08600</del>	<del>33.13</del> 21.00	<del>08600</del>	<del>44.40</del> 28.00	<del>08600</del>	<del>29.17</del> 18.00
8.7	10	89	47	35	40	<del>08700</del>	<del>52.17</del> 33.00	<del>08700</del>	<del>33.13</del> 21.00	<del>08700</del>	<del>44.40</del> 28.00	<del>08700</del>	<del>29.17</del> 18.00
8.8	10	89	47	35	40	<del>08800</del>	<del>52.17</del> 33.00	<del>08800</del>	<del>33.13</del> 21.00	<del>08800</del>	<del>44.40</del> 28.00	<del>08800</del>	<del>29.17</del> 18.00
8.9	10	89	47	35	40	<del>08900</del>	<del>52.17</del> 33.00	<del>08900</del>	<del>33.13</del> 21.00	<del>08900</del>	<del>44.40</del> 28.00	<del>08900</del>	<del>29.17</del> 18.00
9.0	10	89	47	35	40	<del>09000</del>	<del>52.17</del> 33.00	<del>09000</del>	<del>33.13</del> 21.00	<del>09000</del>	<del>44.40</del> 28.00	<del>09000</del>	<del>29.17</del> 18.00
9.1	10	89	47	35	40	<del>09100</del>	<del>52.17</del> 33.00	<del>09100</del>	<del>33.13</del> 21.00	<del>09100</del>	<del>44.40</del> 28.00	<del>09100</del>	<del>29.17</del> 18.00
9.2	10	89	47	35	40	<del>09200</del>	<del>52.17</del> 33.00	<del>09200</del>	<del>33.13</del> 21.00	<del>09200</del>	<del>44.40</del> 28.00	<del>09200</del>	<del>29.17</del> 18.00
9.3	10	89	47	35	40	<del>09300</del>	<del>52.17</del> 33.00	<del>09300</del>	<del>33.13</del> 21.00	<del>09300</del>	<del>44.40</del> 28.00	<del>09300</del>	<del>29.17</del> 18.00
9.4	10	89	47	35	40	<del>09400</del>	<del>52.17</del> 33.00	<del>09400</del>	<del>33.13</del> 21.00	<del>09400</del>	<del>44.40</del> 28.00	<del>09400</del>	<del>29.17</del> 18.00
9.5	10	89	47	35	40	<del>09500</del>	<del>52.17</del> 33.00	<del>09500</del>	<del>33.13</del> 21.00	<del>09500</del>	<del>44.40</del> 28.00	<del>09500</del>	<del>29.17</del> 18.00
9.6	10	89	47	35	40	<del>09600</del>	<del>52.17</del> 33.00	<del>09600</del>	<del>33.13</del> 21.00	<del>09600</del>	<del>44.40</del> 28.00	<del>09600</del>	<del>29.17</del> 18.00
9.7	10	89	47	35	40	<del>09700</del>	<del>52.17</del> 33.00	<del>09700</del>	<del>33.13</del> 21.00	<del>09700</del>	<del>44.40</del> 28.00	<del>09700</del>	<del>29.17</del> 18.00
9.8	10	89	47	35	40	<del>09800</del>	<del>52.17</del> 33.00	<del>09800</del>	<del>33.13</del> 21.00	<del>09800</del>	<del>44.40</del> 28.00	<del>09800</del>	<del>29.17</del> 18.00
9.9	10	89	47	35	40	<del>09900</del>	<del>52.17</del> 33.00	<del>09900</del>	<del>33.13</del> 21.00	<del>09900</del>	<del>44.40</del> 28.00	<del>09900</del>	<del>29.17</del> 18.00
10.0	10	89	47	35	40	<del>10000</del>	<del>52.17</del> 33.00	<del>10000</del>	<del>33.13</del> 21.00	<del>10000</del>	<del>44.40</del> 28.00	<del>10000</del>	<del>29.17</del> 18.00
10.1	12	102	55	40	45	<del>10100</del>	<del>75.17</del> 48.00	<del>10100</del>	<del>49.07</del> 32.00	<del>10100</del>	<del>63.43</del> 41.00	<del>10100</del>	<del>44.40</del> 28.00
10.2	12	102	55	40	45	<del>10200</del>	<del>75.17</del> 48.00	<del>10200</del>	<del>49.07</del> 32.00	<del>10200</del>	<del>63.43</del> 41.00	<del>10200</del>	<del>44.40</del> 28.00
10.3	12	102	55	40	45	<del>10300</del>	<del>75.17</del> 48.00	<del>10300</del>	<del>49.07</del> 32.00	<del>10300</del>	<del>63.43</del> 41.00	<del>10300</del>	<del>44.40</del> 28.00
10.4	12	102	55	40	45	<del>10400</del>	<del>75.17</del> 48.00	<del>10400</del>	<del>49.07</del> 32.00	<del>10400</del>	<del>63.43</del> 41.00	<del>10400</del>	<del>44.40</del> 28.00
10.5	12	102	55	40	45	<del>10500</del>	<del>75.17</del> 48.00	<del>10500</del>	<del>49.07</del> 32.00	<del>10500</del>	<del>63.43</del> 41.00	<del>10500</del>	<del>44.40</del> 28.00
10.6	12	102	55	40	45	<del>10600</del>	<del>75.17</del> 48.00	<del>10600</del>	<del>49.07</del> 32.00	<del>10600</del>	<del>63.43</del> 41.00	<del>10600</del>	<del>44.40</del> 28.00
10.7	12	102	55	40	45	<del>10700</del>	<del>75.17</del> 48.00	<del>10700</del>	<del>49.07</del> 32.00	<del>10700</del>	<del>63.43</del> 41.00	<del>10700</del>	<del>44.40</del> 28.00
10.8	12	102	55	40	45	<del>10800</del>	<del>75.17</del> 48.00	<del>10800</del>	<del>49.07</del> 32.00	<del>10800</del>	<del>63.43</del> 41.00	<del>10800</del>	<del>44.40</del> 28.00
10.9	12	102	55	40	45	<del>10900</del>	<del>75.17</del> 48.00	<del>10900</del>	<del>49.07</del> 32.00	<del>10900</del>	<del>63.43</del> 41.00	<del>10900</del>	<del>44.40</del> 28.00
11.0	12	102	55	40	45	<del>11000</del>	<del>75.17</del> 48.00	<del>11000</del>	<del>49.07</del> 32.00	<del>11000</del>	<del>63.43</del> 41.00	<del>11000</del>	<del>44.40</del> 28.00
11.1	12	102	55	40	45	<del>11100</del>	<del>75.17</del> 48.00	<del>11100</del>	<del>49.07</del> 32.00	<del>11100</del>	<del>63.43</del> 41.00	<del>11100</del>	<del>44.40</del> 28.00
11.2	12	102	55	40	45	<del>11200</del>	<del>75.17</del> 48.00	<del>11200</del>	<del>49.07</del> 32.00	<del>11200</del>	<del>63.43</del> 41.00	<del>11200</del>	<del>44.40</del> 28.00
11.3	12	102	55	40	45	<del>11300</del>	<del>75.17</del> 48.00	<del>11300</del>	<del>49.07</del> 32.00	<del>11300</del>	<del>63.43</del> 41.00	<del>11300</del>	<del>44.40</del> 28.00
11.4	12	102	55	40	45	<del>11400</del>	<del>75.17</del> 48.00	<del>11400</del>	<del>49.07</del> 32.00	<del>11400</del>	<del>63.43</del> 41.00	<del>11400</del>	<del>44.40</del> 28.00
11.5	12	102	55	40	45	<del>11500</del>	<del>75.17</del> 48.00	<del>11500</del>	<del>49.07</del> 32.00	<del>11500</del>	<del>63.43</del> 41.00	<del>11500</del>	<del>44.40</del> 28.00
11.6	12	102	55	40	45	<del>11600</del>	<del>75.17</del> 48.00	<del>11600</del>	<del>49.07</del> 32.00	<del>11600</del>	<del>63.43</del> 41.00	<del>11600</del>	<del>44.40</del> 28.00
11.7	12	102	55	40	45	<del>11700</del>	<del>75.17</del> 48.00	<del>11700</del>	<del>49.07</del> 32.00	<del>11700</del>	<del>63.43</del> 41.00	<del>11700</del>	<del>44.40</del> 28.00
11.8	12	102	55	40	45	<del>11800</del>	<del>75.17</del> 48.00	<del>11800</del>	<del>49.07</del> 32.00	<del>11800</del>	<del>63.43</del> 41.00	<del>11800</del>	<del>44.40</del> 28.00
11.9	12	102	55	40	45	<del>11900</del>	<del>75.17</del> 48.00	<del>11900</del>	<del>49.07</del> 32.00	<del>11900</del>	<del>63.43</del> 41.00	<del>11900</del>	<del>44.40</del> 28.00
12.0	12	102	55	40	45	<del>12000</del>	<del>75.17</del> 48.00	<del>12000</del>	<del>49.07</del> 32.00	<del>12000</del>	<del>63.43</del> 41.00	<del>12000</del>	<del>44.40</del> 28.00
12.2	14	107	60	43	45	<del>12200</del>	<del>100.71</del> 65.00	<del>12200</del>	<del>66.05</del> 43.00	<del>12200</del>	<del>85.00</del> 55.00	<del>12200</del>	<del>59.63</del> 38.00
12.3	14	107	60	43	45	<del>12300</del>	<del>100.71</del> 65.00	<del>12300</del>		<del>12300</del>	<del>85.00</del> 55.00	<del>12300</del>	
12.5	14	107	60	43	45	<del>12500</del>	<del>100.71</del> 65.00	<del>12500</del>	<del>66.05</del> 43.00	<del>12500</del>	<del>85.00</del> 55.00	<del>12500</del>	<del>59.63</del> 38.00
12.7	14	107	60	43	45	<del>12700</del>	<del>100.71</del> 65.00	<del>12700</del>	<del>66.05</del> 43.00	<del>12700</del>	<del>85.00</del> 55.00	<del>12700</del>	<del>59.63</del> 38.00
12.8	14	107	60	43	45	<del>12800</del>	<del>100.71</del> 65.00	<del>12800</del>	<del>66.05</del> 43.00	<del>12800</del>	<del>85.00</del> 55.00	<del>12800</del>	<del>59.63</del> 38.00
12.9	14	107	60	43	45	<del>12900</del>	<del>100.71</del> 65.00	<del>12900</del>		<del>12900</del>	<del>85.00</del> 55.00	<del>12900</del>	
13.0	14	107	60	43	45	<del>13000</del>	<del>100.71</del> 65.00	<del>13000</del>	<del>66.05</del> 43.00	<del>13000</del>	<del>85.00</del> 55.00	<del>13000</del>	<del>59.63</del> 38.00
13.1	14	107	60	43	45	<del>13100</del>	<del>100.71</del> 65.00	<del>13100</del>	<del>66.05</del> 43.00	<del>13100</del>	<del>85.00</del> 55.00	<del>13100</del>	<del>59.63</del> 38.00
13.5	14	107	60	43	45	<del>13500</del>	<del>100.71</del> 65.00	<del>13500</del>	<del>66.05</del> 43.00	<del>13500</del>	<del>85.00</del> 55.00	<del>13500</del>	<del>59.63</del> 38.00
13.7	14	107	60	43	45	<del>13700</del>	<del>100.71</del> 65.00	<del>13700</del>	<del>66.05</del> 43.00	<del>13700</del>	<del>85.00</del> 55.00	<del>13700</del>	<del>59.63</del> 38.00
13.8	14	107	60	43	45	<del>13800</del>	<del>100.71</del> 65.00	<del>13800</del>	<del>66.05</del> 43.00	<del>13800</del>	<del>85.00</del> 55.00	<del>13800</del>	<del>59.63</del> 38.00
14.0	14	107	60	43	45	<del>14000</del>	<del>100.71</del> 65.00	<del>14000</del>	<del>66.05</del> 43.00	<del>14000</del>	<del>85.00</del> 55.00	<del>14000</del>	<del>59.63</del> 38.00
14.2	16	115	65	45	48	<del>14200</del>	<del>130.06</del> 84.00	<del>14200</del>	<del>97.04</del> 56.00	<del>14200</del>	<del>110.38</del> 71.00	<del>14200</del>	<del>76.13</del> 49.00
14.4	16	115	65	45	48	<del>14400</del>	<del>130.06</del> 84.00	<del>14400</del>	<del>97.04</del> 56.00	<del>14400</del>	<del>110.38</del> 71.00	<del>14400</del>	<del>76.13</del> 49.00
14.5	16	115	65	45	48	<del>14500</del>	<del>130.06</del> 84.00	<del>14500</del>	<del>97.04</del> 56.00	<del>14500</del>	<del>110.38</del> 71.00	<del>14500</del>	<del>76.13</del> 49.00
14.7	16	115	65	45	48	<del>14700</del>	<del>130.06</del> 84.00	<del>14700</del>	<del>97.04</del> 56.00	<del>14700</del>	<del>110.38</del> 71.00	<del>14700</del>	<del>76.13</del> 49.00
14.8	16	115	65	45	48	<del>14800</del>	<del>130.06</del> 84.00	<del>14800</del>	<del>97.04</del> 56.00	<del>14800</del>	<del>110.38</del> 71.00	<del>14800</del>	

WPC – High Performance Drill, DIN 6537



over 35 % off

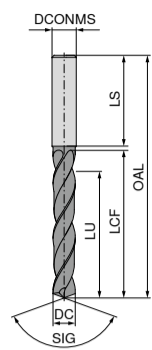
1 HB shanks also available at same prices



DC <sub>m7</sub>	DCONMS <sub>h6</sub>	OAL	LCF	LU	LS
mm	mm	mm	mm	mm	mm
1.00	4	55	8	6.5	28
1.10	4	55	12	10.3	28
1.20	4	55	12	10.2	28
1.30	4	55	12	10.0	28
1.40	4	55	12	9.9	28
1.50	4	55	12	9.7	28
1.60	4	55	16	13.6	28
1.70	4	55	16	13.4	28
1.80	4	55	16	13.3	28
1.90	4	55	16	13.1	28
2.00	4	57	21	18.0	28
2.10	4	57	21	17.8	28
2.20	4	57	21	17.7	28
2.30	4	57	21	17.5	28
2.40	4	57	21	17.4	28
2.50	4	57	21	17.2	28
2.60	4	57	21	17.1	28
2.70	4	57	21	16.9	28
2.80	4	57	21	16.8	28
2.90	4	57	21	16.6	28
3.00	6	66	28	23.0	36
3.10	6	66	28	23.0	36
3.20	6	66	28	23.0	36
3.25	6	66	28	23.0	36
3.30	6	66	28	23.0	36
3.40	6	66	28	23.0	36
3.50	6	66	28	23.0	36
3.60	6	66	28	23.0	36
3.70	6	66	28	23.0	36
3.80	6	74	36	29.0	36
3.85	6	74	36	29.0	36
3.90	6	74	36	29.0	36
4.00	6	74	36	29.0	36
4.10	6	74	36	29.0	36
4.20	6	74	36	29.0	36
4.30	6	74	36	29.0	36
4.40	6	74	36	29.0	36
4.50	6	74	36	29.0	36
4.60	6	74	36	29.0	36
4.65	6	74	36	29.0	36
4.70	6	74	36	29.0	36
4.80	6	82	44	35.0	36
4.90	6	82	44	35.0	36
5.00	6	82	44	35.0	36
5.10	6	82	44	35.0	36
5.20	6	82	44	35.0	36
5.30	6	82	44	35.0	36
5.40	6	82	44	35.0	36
5.50	6	82	44	35.0	36
5.55	6	82	44	35.0	36
5.60	6	82	44	35.0	36
5.65	6	82	44	35.0	36
5.70	6	82	44	35.0	36
5.80	6	82	44	35.0	36
5.90	6	82	44	35.0	36
6.00	6	82	44	35.0	36
6.10	8	91	53	43.0	36
6.20	8	91	53	43.0	36
6.30	8	91	53	43.0	36
6.40	8	91	53	43.0	36
6.50	8	91	53	43.0	36
6.60	8	91	53	43.0	36
6.70	8	91	53	43.0	36
6.80	8	91	53	43.0	36
6.90	8	91	53	43.0	36
7.00	8	91	53	43.0	36
7.10	8	91	53	43.0	36
7.20	8	91	53	43.0	36
7.30	8	91	53	43.0	36
7.40	8	91	53	43.0	36
7.45	8	91	53	43.0	36
7.50	8	91	53	43.0	36
7.55	8	91	53	43.0	36
7.60	8	91	53	43.0	36
7.65	8	91	53	43.0	36
7.70	8	91	53	43.0	36
7.80	8	91	53	43.0	36
7.90	8	91	53	43.0	36
8.00	8	91	53	43.0	36
8.10	10	103	61	49.0	40
8.20	10	103	61	49.0	40
8.30	10	103	61	49.0	40

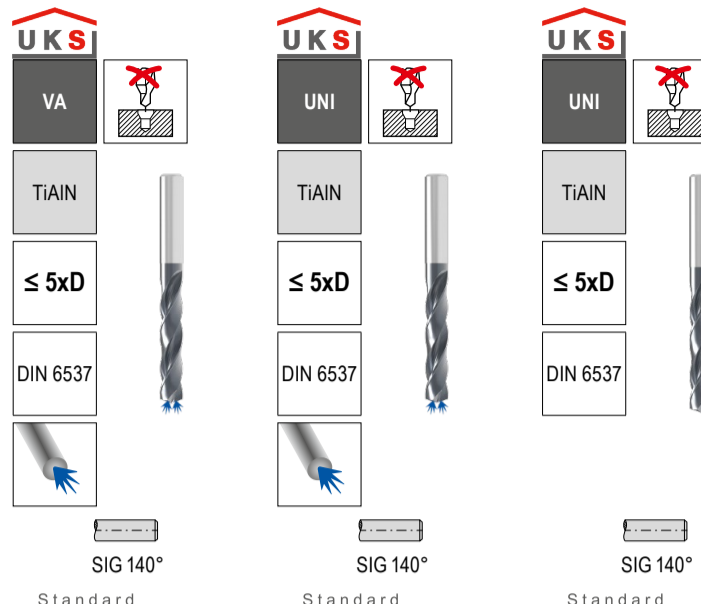
11 715 ...		PG T1/9C		11 702 ...		PG T1/9C		11 710 ...		PG T1/9C	
	£	£		£	£	£		£	£		£
01000	<del>45.45</del>	29.00		01000	<del>38.06</del>	24.00					
01100	<del>45.45</del>	29.00		01100	<del>38.06</del>	24.00					
01200	<del>45.45</del>	29.00		01200	<del>38.06</del>	24.00					
01300	<del>45.45</del>	29.00		01300	<del>38.06</del>	24.00					
01400	<del>45.45</del>	29.00		01400	<del>38.06</del>	24.00					
01500	<del>45.45</del>	29.00		01500	<del>38.06</del>	24.00					
01600	<del>45.45</del>	29.00		01600	<del>38.06</del>	24.00					
01700	<del>45.45</del>	29.00		01700	<del>38.06</del>	24.00					
01800	<del>45.45</del>	29.00		01800	<del>38.06</del>	24.00					
01900	<del>45.45</del>	29.00		01900	<del>38.06</del>	24.00					
02000	<del>45.45</del>	29.00		02000	<del>38.06</del>	24.00					
02100	<del>45.45</del>	29.00		02100	<del>38.06</del>	24.00					
02200	<del>45.45</del>	29.00		02200	<del>38.06</del>	24.00					
02300	<del>45.45</del>	29.00		02300	<del>38.06</del>	24.00					
02400	<del>45.45</del>	29.00		02400	<del>38.06</del>	24.00					
02500	<del>45.45</del>	29.00		02500	<del>38.06</del>	24.00					
02600	<del>45.45</del>	29.00		02600	<del>38.06</del>	24.00					
02700	<del>45.45</del>	29.00		02700	<del>38.06</del>	24.00					
02800	<del>45.45</del>	29.00		02800	<del>38.06</del>	24.00					
02900	<del>45.45</del>	29.00		02900	<del>38.06</del>	24.00					
03000	<del>44.41</del>	28.00		03000	<del>38.06</del>	24.00		03000	<del>31.72</del>	20.00	
03100	<del>44.41</del>	28.00		03100	<del>38.06</del>	24.00		03100	<del>31.72</del>	20.00	
03200	<del>44.41</del>	28.00		03200	<del>38.06</del>	24.00		03200	<del>31.72</del>	20.00	
03300	<del>44.41</del>	28.00		03250	<del>38.06</del>	24.00		03250	<del>31.72</del>	20.00	
03400	<del>44.41</del>	28.00		03300	<del>38.06</del>	24.00		03300	<del>31.72</del>	20.00	
03500	<del>44.41</del>	28.00		03400	<del>38.06</del>	24.00		03400	<del>31.72</del>	20.00	
03600	<del>44.41</del>	28.00		03500	<del>38.06</del>	24.00		03500	<del>31.72</del>	20.00	
03700	<del>44.41</del>	28.00		03600	<del>38.06</del>	24.00		03600	<del>31.72</del>	20.00	
03800	<del>44.41</del>	28.00		03700	<del>38.06</del>	24.00		03700	<del>31.72</del>	20.00	
				03800	<del>44.41</del>	28.00		03800	<del>31.72</del>	20.00	
				03850	<del>38.06</del>	24.00		03900	<del>31.72</del>	20.00	
				03900	<del>44.41</del>	28.00		04000	<del>38.06</del>	24.00	
				04000	<del>44.41</del>	28.00		04000	<del>31.72</del>	20.00	
				04100	<del>44.41</del>	28.00		04100	<del>31.72</del>	20.00	
				04200	<del>44.41</del>	28.00		04200	<del>31.72</del>	20.00	
				04300	<del>44.41</del>	28.00		04300	<del>31.72</del>	20.00	
				04400	<del>44.41</del>	28.00		04400	<del>31.72</del>	20.00	
				04500	<del>44.41</del>	28.00		04500	<del>31.72</del>	20.00	
				04600	<del>44.41</del>	28.00		04600	<del>31.72</del>	20.00	
								04650	<del>38.06</del>	24.00	
				04700	<del>44.41</del>	28.00		04700	<del>31.72</del>	20.00	
				04800	<del>44.41</del>	28.00		04800	<del>31.72</del>	20.00	
				04900	<del>44.41</del>	28.00		04900	<del>31.72</del>	20.00	
				05000	<del>44.41</del>	28.00		05000	<del>31.72</del>	20.00	
				05100	<del>44.41</del>	28.00		05100	<del>31.72</del>	20.00	
				05200	<del>44.41</del>	28.00		05200	<del>31.72</del>	20.00	
				05300	<del>44.41</del>	28.00		05300	<del>31.72</del>	20.00	
				05400	<del>44.41</del>	28.00		05400	<del>31.72</del>	20.00	
				05500	<del>44.41</del>	28.00		05500	<del>31.72</del>	20.00	
				05600	<del>44.41</del>	28.00		05550	<del>38.06</del>	24.00	
								05600	<del>31.72</del>	20.00	
								05650	<del>38.06</del>	24.00	
				05700	<del>44.41</del>	28.00		05700	<del>31.72</del>	20.00	
				05800	<del>44.41</del>	28.00		05800	<del>31.72</del>	20.00	
				05900	<del>44.41</del>	28.00		05900	<del>31.72</del>	20.00	
				06000	<del>44.41</del>	28.00		06000	<del>31.72</del>	20.00	
				06100	<del>51.03</del>	33.00		06100	<del>43.43</del>	28.00	
				06200	<del>51.03</del>	33.00		06200	<del>43.43</del>	28.00	
				06300	<del>51.03</del>	33.00		06300	<del>43.43</del>	28.00	
				06400	<del>51.03</del>	33.00		06400	<del>43.43</del>	28.00	
				06500	<del>51.03</del>	33.00		06500	<del>43.43</del>	28.00	
				06600	<del>51.03</del>	33.00		06600	<del>43.43</del>	28.00	
				06700	<del>51.03</del>	33.00		06700	<del>43.43</del>	28.00	
				06800	<del>51.03</del>	33.00		06800	<del>43.43</del>	28.00	
				06900	<del>51.03</del>	33.00		06900	<del>43.43</del>	28.00	
				07000	<del>51.03</del>	33.00		07000	<del>43.43</del>	28.00	
				07100	<del>51.03</del>	33.00		07100	<del>43.43</del>	28.00	
				07200	<del>51.03</del>	33.00		07200	<del>43.43</del>	28.00	
				07300	<del>51.03</del>	33.00		07300	<del>43.43</del>	28.00	
				07400	<del>51.03</del>	33.00		07400	<del>43.43</del>	28.00	
				07450	<del>51.03</del>	33.00					
				07500	<del>51.03</del>	33.00		07500	<del>43.43</del>	28.00	
				07550	<del>51.03</del>	33.00		07550	<del>43.43</del>	28.00	
				07600	<del>51.03</del>	33.00		07600	<del>43.43</del>	28.00	
								07650	<del>43.43</del>	28.00	
				07700	<del>51.03</del>	33.00		07700	<del>43.43</del>	28.00	
				07800	<del>51.03</del>	33.					

## WPC – High Performance Drill, DIN 6537



over 35 % off

1 HB shanks also available at same prices



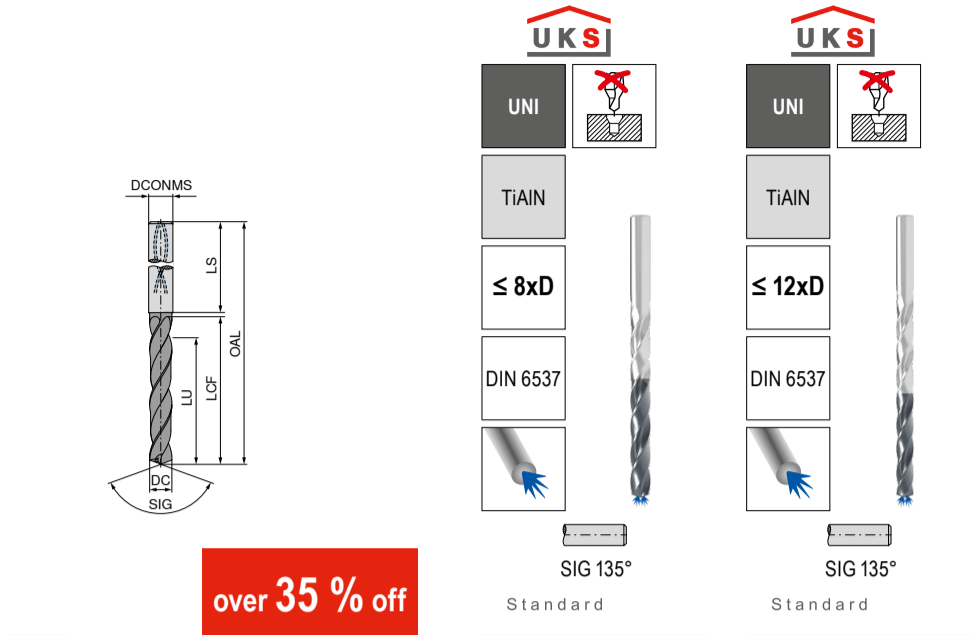
DC <sub>m7</sub>	DCONMS <sub>h6</sub>	OAL	LCF	LU	LS
mm	mm	mm	mm	mm	mm
8.40	10	103	61	49	40
8.50	10	103	61	49	40
8.60	10	103	61	49	40
8.70	10	103	61	49	40
8.80	10	103	61	49	40
8.90	10	103	61	49	40
9.00	10	103	61	49	40
9.10	10	103	61	49	40
9.20	10	103	61	49	40
9.30	10	103	61	49	40
9.40	10	103	61	49	40
9.50	10	103	61	49	40
9.55	10	103	61	49	40
9.60	10	103	61	49	40
9.70	10	103	61	49	40
9.80	10	103	61	49	40
9.90	10	103	61	49	40
10.00	10	103	61	49	40
10.10	12	118	71	56	45
10.20	12	118	71	56	45
10.30	12	118	71	56	45
10.40	12	118	71	56	45
10.50	12	118	71	56	45
10.60	12	118	71	56	45
10.70	12	118	71	56	45
10.80	12	118	71	56	45
10.90	12	118	71	56	45
11.00	12	118	71	56	45
11.10	12	118	71	56	45
11.20	12	118	71	56	45
11.30	12	118	71	56	45
11.40	12	118	71	56	45
11.50	12	118	71	56	45
11.60	12	118	71	56	45
11.70	12	118	71	56	45
11.80	12	118	71	56	45
11.90	12	118	71	56	45
12.00	12	118	71	56	45
12.10	14	124	77	60	45
12.20	14	124	77	60	45
12.40	14	124	77	60	45
12.50	14	124	77	60	45
12.60	14	124	77	60	45
12.70	14	124	77	60	45
12.80	14	124	77	60	45
13.00	14	124	77	60	45
13.10	14	124	77	60	45
13.20	14	124	77	60	45
13.30	14	124	77	60	45
13.50	14	124	77	60	45
13.70	14	124	77	60	45
13.80	14	124	77	60	45
14.00	14	124	77	60	45
14.20	16	133	83	63	48
14.30	16	133	83	63	48
14.40	16	133	83	63	48
14.50	16	133	83	63	48
14.70	16	133	83	63	48
14.80	16	133	83	63	48
15.00	16	133	83	63	48
15.10	16	133	83	63	48
15.20	16	133	83	63	48
15.25	16	133	83	63	48
15.30	16	133	83	63	48
15.50	16	133	83	63	48
15.70	16	133	83	63	48
15.80	16	133	83	63	48
16.00	16	133	83	63	48
16.20	18	143	93	71	48
16.30	18	143	93	71	48
16.50	18	143	93	71	48
16.80	18	143	93	71	48
17.00	18	143	93	71	48
17.30	18	143	93	71	48
17.50	18	143	93	71	48
18.00	18	143	93	71	48
18.50	20	153	101	77	50
18.90	20	153	101	77	50
19.00	20	153	101	77	50
19.20	20	153	101	77	50
19.30	20	153	101	77	50
19.50	20	153	101	77	50
19.70	20	153	101	77	50
20.00	20	153	101	77	50

11 715 ... PG T1/9C		11 702 ... PG T1/9C		11 710 ... PG T1/9C	
£	£	£	£	£	£
08400	37.00	08400	32.00	08400	22.00
08500	37.00	08500	32.00	08500	22.00
08600	37.00	08600	32.00	08600	22.00
08700	37.00	08700	32.00	08700	22.00
08800	37.00	08800	32.00	08800	22.00
08900	37.00	08900	32.00	08900	22.00
09000	37.00	09000	32.00	09000	22.00
09100	37.00	09100	32.00	09100	22.00
09200	37.00	09200	32.00	09200	22.00
09300	37.00	09300	32.00	09300	22.00
09400	37.00	09400	32.00	09400	22.00
09500	37.00	09500	32.00	09500	22.00
09600	37.00	09600	32.00	09600	22.00
09700	37.00	09700	32.00	09700	22.00
09800	37.00	09800	32.00	09800	22.00
09900	37.00	09900	32.00	09900	22.00
10000	37.00	10000	32.00	10000	22.00
10100	56.00	10100	47.00	10100	33.00
10200	56.00	10200	47.00	10200	33.00
10300	56.00	10300	47.00	10300	33.00
10400	56.00	10400	47.00	10400	33.00
10500	56.00	10500	47.00	10500	33.00
10600	56.00	10600	47.00	10600	33.00
10700	56.00	10700	47.00	10700	33.00
10800	56.00	10800	47.00	10800	33.00
10900	56.00	10900	47.00	10900	33.00
11000	56.00	11000	47.00	11000	33.00
11100	56.00	11100	47.00	11100	33.00
11200	56.00	11200	47.00	11200	33.00
11300	56.00	11300	47.00	11300	33.00
11400	56.00	11400	47.00	11400	33.00
11500	56.00	11500	47.00	11500	33.00
11600	56.00	11600	47.00	11600	33.00
11700	56.00	11700	47.00	11700	33.00
11800	56.00	11800	47.00	11800	33.00
11900	56.00	11900	47.00	11900	33.00
12000	56.00	12000	47.00	12000	33.00
12100	71.00	12100	61.00	12100	44.00
12200	71.00	12200	61.00	12200	44.00
12400	71.00	12400	61.00	12400	44.00
12500	71.00	12500	61.00	12500	44.00
12600	71.00	12600	61.00	12600	44.00
12700	71.00	12700	70.00	12700	49.00
12800	71.00	12800	61.00	12800	44.00
13000	71.00	13000	61.00	13000	44.00
13100	71.00	13100	61.00	13100	44.00
13200	71.00	13200	61.00	13200	44.00
13300	71.00	13300	61.00	13300	44.00
13500	71.00	13500	61.00	13500	44.00
13700	71.00	13700	61.00	13700	44.00
13800	71.00	13800	61.00	13800	44.00
14000	71.00	14000	61.00	14000	44.00
14200	92.00	14200	78.00	14200	57.00
14300	92.00	14300	78.00	14300	57.00
14400	92.00	14400	78.00	14400	57.00
14500	92.00	14500	78.00	14500	57.00
14700	92.00	14700	78.00	14700	57.00
14800	92.00	14800	78.00	14800	57.00
15000	92.00	15000	78.00	15000	57.00
15100	92.00	15100	78.00	15100	57.00
15200	92.00	15200	78.00	15200	57.00
15250	92.00	15250	78.00	15250	57.00
15300	92.00	15300	78.00	15300	57.00
15500	92.00	15500	78.00	15500	57.00
15700	92.00	15700	78.00	15700	57.00
15800	92.00	15800	78.00	15800	57.00
16000	92.00	16000	78.00	16000	57.00
16200	142.00	16200	120.00	16200	94.00
16300	142.00	16300	120.00	16300	94.00
16500	142.00	16500	120.00	16500	94.00
16800	142.00	16800	120.00	16800	94.00
17000	142.00	17000	120.00	17000	94.00
17300	142.00	17300	120.00	17300	94.00
17500	142.00	17500	120.00	17500	94.00
18000	142.00	18000	120.00	18000	94.00
18500	155.00	18500	131.00	18500	100.00
18900	155.00	18900	131.00	18900	100.00
19000	155.00	19000	131.00	19000	100.00
19200	155.00	19200	131.00	19200	100.00
19300	155.00	19300	131.00	19300	100.00
19500	155.00	19500	131.00	19500	100.00
19700	155.00	19700	131.00	19700	100.00
20000	155.00	20000	131.00	20000	100.00

P	○	●	●
M	●	●	●
K		●	
N	●	○	●
S	○		
H			
O	○		



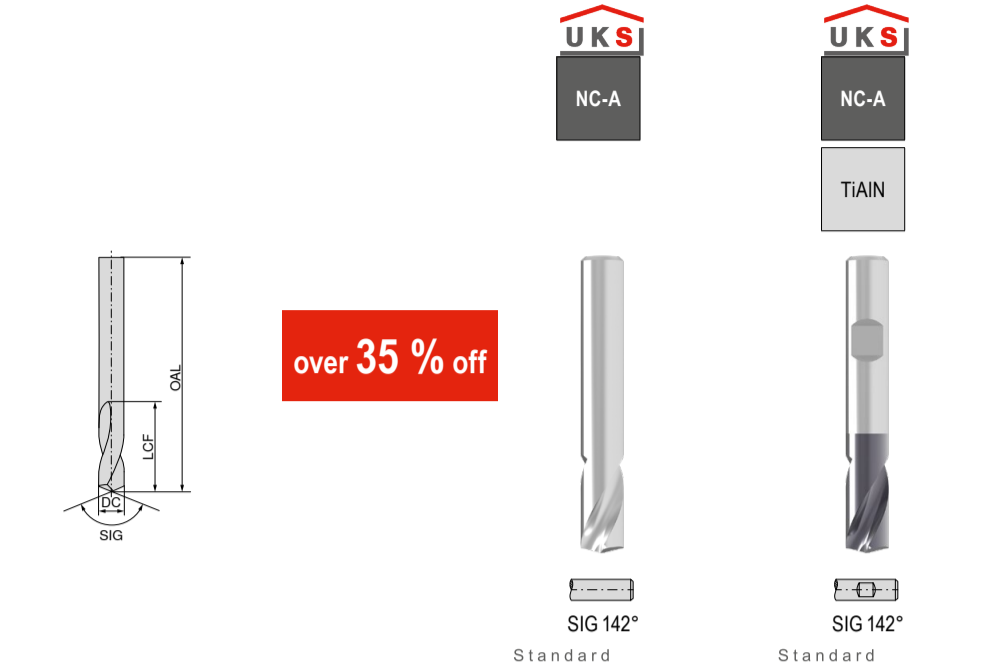
WPC – High Performance Drill, factory standard



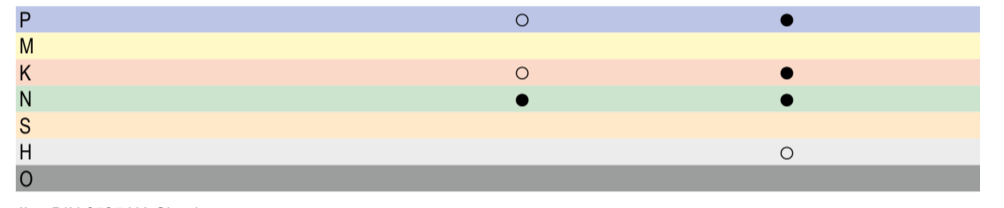
DC h7 mm	11 704 ... PG T1/9C		11 705 ... PG T1/9C	
	£	£	£	£
3.0	74.86	48.00	100.22	65.00
3.1	74.86	48.00	100.22	65.00
3.2	74.86	48.00	100.22	65.00
3.3	74.86	48.00	100.22	65.00
3.4	74.86	48.00	100.22	65.00
3.5	74.86	48.00	100.22	65.00
3.6	74.86	48.00	100.22	65.00
3.7	74.86	48.00	100.22	65.00
3.8	74.86	48.00	100.22	65.00
3.9	74.86	48.00	100.22	65.00
4.0	74.86	48.00	100.22	65.00
4.1	74.86	48.00	100.22	65.00
4.2	74.86	48.00	100.22	65.00
4.3	74.86	48.00	100.22	65.00
4.4	74.86	48.00	100.22	65.00
4.5	74.86	48.00	100.22	65.00
4.6	74.86	48.00	100.22	65.00
4.7	74.86	48.00	100.22	65.00
4.8	74.86	48.00	100.22	65.00
4.9	74.86	48.00	100.22	65.00
5.0	74.86	48.00	100.22	65.00
5.1	74.86	48.00	100.22	65.00
5.2	74.86	48.00	100.22	65.00
5.3	74.86	48.00	100.22	65.00
5.4	74.86	48.00	100.22	65.00
5.5	74.86	48.00	100.22	65.00
5.6	74.86	48.00	100.22	65.00
5.7	74.86	48.00	100.22	65.00
5.8	74.86	48.00	100.22	65.00
5.9	74.86	48.00	100.22	65.00
6.0	74.86	48.00	100.22	65.00
6.1	92.62	60.00	141.65	72.00
6.2	92.62	60.00	141.65	72.00
6.3	92.62	60.00	141.65	72.00
6.4	92.62	60.00	141.65	72.00
6.5	92.62	60.00	141.65	72.00
6.6	92.62	60.00	141.65	72.00
6.7	92.62	60.00	141.65	72.00
6.8	92.62	60.00	141.65	72.00
6.9	92.62	60.00	141.65	72.00
7.0	92.62	60.00	141.65	72.00
7.1	92.62	60.00	141.65	72.00
7.2	92.62	60.00	141.65	72.00
7.3	92.62	60.00	141.65	72.00
7.4	92.62	60.00	141.65	72.00
7.5	92.62	60.00	141.65	72.00
7.6	92.62	60.00	141.65	72.00
7.7	92.62	60.00	141.65	72.00
7.8	92.62	60.00	141.65	72.00
7.9	92.62	60.00	141.65	72.00
8.0	92.62	60.00	141.65	72.00
8.1	112.91	73.00	156.05	101.00
8.2	112.91	73.00	156.05	101.00
8.3	112.91	73.00	156.05	101.00
8.4	112.91	73.00	156.05	101.00
8.5	112.91	73.00	156.05	101.00
8.6	112.91	73.00	156.05	101.00
8.7	112.91	73.00	156.05	101.00
8.8	112.91	73.00	156.05	101.00
8.9	112.91	73.00	156.05	101.00
9.0	112.91	73.00	156.05	101.00
9.1	112.91	73.00	156.05	101.00
9.2	112.91	73.00	156.05	101.00
9.3	112.91	73.00	156.05	101.00
9.4	112.91	73.00	156.05	101.00
9.5	112.91	73.00	156.05	101.00
9.6	112.91	73.00	156.05	101.00
9.7	112.91	73.00	156.05	101.00
9.8	112.91	73.00	156.05	101.00
9.9	112.91	73.00	156.05	101.00
10.0	112.91	73.00	156.05	101.00
10.2	150.66	98.00	215.67	140.00
10.5	150.66	98.00	215.67	140.00
10.8	150.66	98.00	215.67	140.00
11.0	150.66	98.00	215.67	140.00
11.5	150.66	98.00	215.67	140.00
11.8	150.66	98.00	215.67	140.00
12.0	150.66	98.00	215.67	140.00
12.2	225.82	146.00	277.84	180.00
12.5	225.82	146.00	277.84	180.00
12.7	261.83	170.00	277.84	180.00
12.8	277.84	180.00	277.84	180.00
13.0	277.84	180.00	277.84	180.00
13.5	277.84	180.00	277.84	180.00
13.8	277.84	180.00	277.84	180.00
14.0	277.84	180.00	277.84	180.00
14.5	366.65	238.00	366.65	238.00
14.8	366.65	238.00	366.65	238.00
15.0	366.65	238.00	366.65	238.00
15.5	366.65	238.00	366.65	238.00
15.8	366.65	238.00	366.65	238.00
16.0	366.65	238.00	366.65	238.00
16.5	381.87	248.00	437.69	284.00
17.0	381.87	248.00	437.69	284.00
17.5	381.87	248.00	437.69	284.00
18.0	381.87	248.00	437.69	284.00
18.5	425.00	276.00	437.69	284.00
19.0	425.00	276.00	437.69	284.00
19.5	425.00	276.00	437.69	284.00
20.0	425.00	276.00	437.69	284.00



NC Spot Drill, factory standard




DC js8 mm	OAL mm	LCF mm	10 704 ... PG T3		10 718 ... PG T3		
			£	£	£	£	
2	32	6	20.34	14.00	002 1)	28.82	17.00
3	32	8	20.34	14.00	003 1)	28.82	17.00
4	40	10	22.98	13.00	004 1)	36.39	18.00
5	50	13	26.40	15.00	005 1)	33.68	20.00
6	50	13	29.46	17.00	006	36.79	22.00
8	60	23	45.26	27.00	008	51.29	30.00
10	70	24	63.47	38.00	010	67.21	40.00
12	70	24	91.56	54.00	012	88.09	52.00
14	75	26	105.28	63.00	014	129.59	77.00
16	75	29	153.66	92.00	016	150.42	90.00
18	100	35	209.03	178.00	018	270.41	162.00
20	100	35	250.28	150.00	020	284.79	170.00

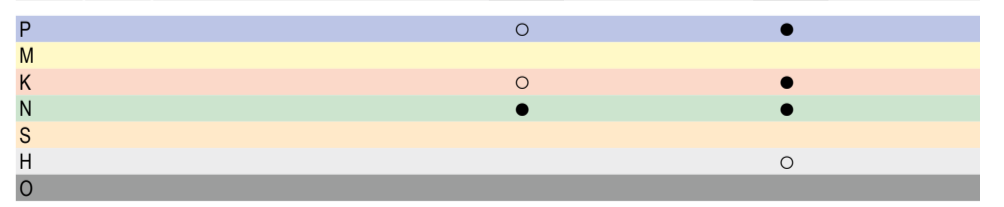


1) DIN 6535 HA Shank

NC Spot Drill, factory standard



DC js8 mm	OAL mm	LCF mm	10 702 ... PG T3		10 716 ... PG T3		
			£	£	£	£	
2	32	6	20.34	17.00	002 1)	28.82	17.00
3	32	8	20.34	17.00	003 1)	28.82	17.00
4	40	10	22.98	13.00	004 1)	36.39	18.00
5	50	13	26.40	15.00	005 1)	33.68	20.00
6	50	13	29.46	17.00	006	36.79	22.00
8	60	23	45.26	27.00	008	51.29	30.00
10	70	24	63.47	38.00	010	67.21	40.00
12	70	24	91.56	54.00	012	88.09	52.00
14	75	26	105.28	63.00	014	129.59	77.00
16	75	29	153.66	92.00	016	150.42	90.00
18	100	35	209.03	178.00	018	270.41	162.00
20	100	35	250.28	150.00	020	284.79	170.00



1) DIN 6535 HA Shank



Technical support: 0800 073 2 075  
3 time served engineers,  
available from 8:00 am to 6:00 pm, Monday to Friday  
Email: techsupport.uk@ceratizit.com




Order by 6:00 pm and get your  
guaranteed free express delivery



When you see this logo it's  
in stock in Sheffield

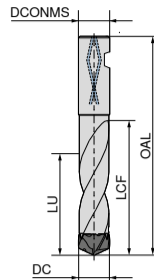
### WTX – Holder for Exchangeable drills

▲ with radial teeth



Performance

over 85 % off



Change

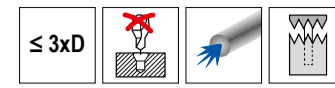


DC mm	DCONMS <sub>s6</sub> mm	OAL mm	LCF mm	LU mm	torque moment Nm
12,00 - 12,49	14	81	29	12.5	1,0
12,50 - 12,99	14	81	29	13,0	1,0
13,00 - 13,49	14	81	31	13,5	1,0
13,50 - 13,99	16	86	32	14,0	1,3
14,00 - 14,49	16	86	33	14,5	1,3
14,50 - 14,99	16	91	34	15,0	1,3
15,00 - 15,49	16	91	36	15,5	1,3
15,50 - 16,49	20	97	38	16,5	1,3
15,50 - 16,49	18	92	38	16,5	1,3
16,50 - 17,49	20	99	40	17,5	3,5
16,50 - 17,49	18	94	40	17,5	3,5
17,50 - 18,49	20	104	43	18,5	3,5
17,50 - 18,49	18	99	43	18,5	3,5
18,50 - 19,49	20	99	45	19,5	3,5
19,50 - 20,49	20	104	47	20,5	3,5
20,50 - 21,49	25	111	49	21,5	3,5
21,50 - 22,49	25	116	52	22,5	3,5
22,50 - 23,49	25	116	54	23,5	3,5
23,50 - 24,49	25	121	56	24,5	4,0
24,50 - 25,49	25	123	59	25,5	4,0
25,50 - 26,49	25	123	61	26,5	4,0
26,50 - 27,49	25	128	63	27,5	4,0
27,50 - 28,49	25	128	66	28,5	4,0
28,50 - 29,49	32	134	68	29,5	4,0
29,50 - 30,49	32	139	70	30,5	4,0
30,50 - 31,49	32	139	75	31,5	4,0
31,50 - 32,49	32	139	75	32,5	4,0
32,50 - 33,49	32	150	78	33,5	6,0
33,50 - 34,49	32	150	79	34,5	6,0
34,50 - 35,49	32	150	82	35,5	6,0
35,50 - 37,49	32	152	86	37,5	6,0
37,50 - 39,49	32	157	91	39,5	6,0
39,50 - 41,00	32	167	95	41,5	6,0

10 911 ...	PG	W1
	£	£
120	<del>343.19</del>	46.00
125	<del>343.19</del>	46.00
130	<del>343.19</del>	46.00
135	<del>343.19</del>	46.00
140	<del>343.19</del>	46.00
145	<del>343.19</del>	46.00
150	<del>343.19</del>	46.00
161	<del>323.59</del>	48.00
160	<del>323.59</del>	48.00
166	<del>323.59</del>	48.00
165	<del>323.59</del>	48.00
176	<del>323.59</del>	48.00
175	<del>323.59</del>	48.00
185	<del>382.42</del>	57.00
195	<del>382.42</del>	57.00
205	<del>423.04</del>	63.00
215	<del>423.04</del>	63.00
225	<del>463.77</del>	69.00
235	<del>463.77</del>	69.00
245	<del>503.54</del>	75.00
255	<del>503.54</del>	75.00
265	<del>503.54</del>	75.00
275	<del>503.54</del>	75.00
285	<del>584.87</del>	87.00
295	<del>584.87</del>	87.00
305	<del>645.44</del>	96.00
315	<del>645.44</del>	96.00
325	<del>695.62</del>	104.00
335	<del>695.62</del>	104.00
345	<del>695.62</del>	104.00
355	<del>804.17</del>	120.00
375	<del>830.64</del>	124.00
395	<del>854.37</del>	127.00

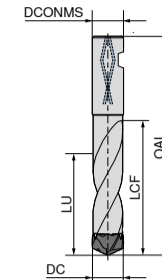
### WTX – Holder for Exchangeable drills

▲ with radial teeth



Performance

over 85 % off



Change



DC mm	DCONMS <sub>s6</sub> mm	OAL mm	LCF mm	LU mm	torque moment Nm
12,00 - 12,49	14	100	53	38.0	1,0
12,50 - 12,99	14	105	55	39.0	1,0
13,00 - 13,49	14	105	57	40.0	1,0
13,50 - 13,99	16	110	59	42.0	1,3
14,00 - 14,49	16	115	61	43.0	1,3
14,50 - 14,99	16	115	63	45.0	1,3
15,00 - 15,49	16	115	65	46.0	1,3
15,50 - 16,49	20	125	70	50.0	1,3
15,50 - 16,49	18	120	70	50.0	1,3
16,50 - 17,49	20	130	74	50.0	3,5
16,50 - 17,49	18	125	74	53.0	3,5
17,50 - 18,49	20	135	78	50.0	3,5
17,50 - 18,49	18	130	78	55.0	3,5
18,50 - 19,49	20	135	82	58.0	3,5
19,50 - 20,49	20	140	87	62.0	3,5
20,50 - 21,49	25	150	91	65.0	3,5
21,50 - 22,49	25	155	95	67.0	3,5
22,50 - 23,49	25	160	99	70.0	3,5
23,50 - 24,49	25	165	103	73.0	3,5
24,50 - 25,49	25	165	108	77.0	4,0
25,50 - 26,49	25	175	112	80.0	4,0
26,50 - 27,49	25	175	116	82.0	4,0
27,50 - 28,49	25	180	120	85.0	4,0
28,50 - 29,49	32	190	124	88.0	4,0
29,50 - 30,49	32	195	129	92.0	4,0
30,50 - 31,49	32	195	133	94.0	4,0
31,50 - 32,49	32	200	137	97.0	4,0
32,50 - 33,49	32	210	144	100.5	6,0
33,50 - 34,49	32	215	148	103.5	6,0
34,50 - 35,49	32	220	153	106.5	6,0
35,50 - 37,49	32	227	161	112.5	6,0
37,50 - 39,49	32	237	170	118.5	6,0
39,50 - 41,00	32	247	178	124.5	6,0

10 913 ...	PG	W1
	£	£
120	<del>354.12</del>	53.00
125	<del>354.12</del>	53.00
130	<del>354.12</del>	53.00
135	<del>354.12</del>	53.00
140	<del>354.12</del>	53.00
145	<del>354.12</del>	53.00
150	<del>354.12</del>	53.00
161	<del>345.43</del>	51.00
160	<del>345.43</del>	51.00
166	<del>345.43</del>	51.00
165	<del>345.43</del>	51.00
176	<del>345.43</del>	51.00
175	<del>345.43</del>	51.00
185	<del>408.59</del>	61.00
195	<del>408.59</del>	61.00
205	<del>451.06</del>	67.00
215	<del>451.06</del>	67.00
225	<del>493.84</del>	74.00
235	<del>493.84</del>	74.00
245	<del>536.37</del>	80.00
255	<del>536.37</del>	80.00
265	<del>536.37</del>	80.00
275	<del>536.37</del>	80.00
285	<del>624.74</del>	93.00
295	<del>624.74</del>	93.00
305	<del>686.76</del>	103.00
315	<del>686.76</del>	103.00
325	<del>800.83</del>	121.00
335	<del>800.83</del>	121.00
345	<del>800.83</del>	121.00
355	<del>930.96</del>	139.00
375	<del>965.58</del>	144.00
395	<del>989.89</del>	148.00

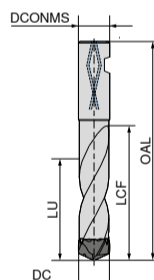
### WTX – Holder for Exchangeable drills

▲ with radial teeth



Performance

over 85 % off



Change



DC mm	DCONMS <sub>s6</sub> mm	OAL mm	LCF mm	LU mm	torque moment Nm
12,00 - 12,49	14	125	78	62.0	1,0
12,50 - 12,99	14	130	81	65.0	1,0
13,00 - 13,49	14	130	84	67.0	1,0
13,50 - 13,99	16	140	88	70.0	1,3
14,00 - 14,49	16	140	90	72.0	1,3
14,50 - 14,99	16	145	94	75.0	1,3
15,00 - 15,49	16	145	96	77.0	1,3
15,50 - 16,49	20	160	103	82.0	1,3
15,50 - 16,49	18	155	103	82.0	1,3
16,50 - 17,49	20	165	109	87.0	3,5
16,50 - 17,49	18	160	109	87.0	3,5
17,50 - 18,49	20	170	115	92.0	3,5
17,50 - 18,49	18	165	115	92.0	3,5
18,50 - 19,49	20	175	121	97.0	3,5
19,50 - 20,49	20	180	128	102.0	3,5
20,50 - 21,49	25	195	134	107.0	3,5
21,50 - 22,49	25	200	140	112.0	3,5
22,50 - 23,49	25	205	146	117.0	3,5
23,50 - 24,49	25	210	152	122.0	3,5
24,50 - 25,49	25	220	159	127.0	4,0
25,50 - 26,49	25	225	165	132.0	4,0
26,50 - 27,49	25	230	171	137.0	4,0
27,50 - 28,49	25	240	177	142.0	4,0
28,50 - 29,49	32	250	183	146.0	4,0
29,50 - 30,49	32	255	190	152.0	4,0
30,50 - 31,49	32	260	196	157.0	4,0
31,50 - 32,49	32	265	202	162.0	4,0
32,50 - 33,49	32	275	210	167.5	6,0
33,50 - 34,49	32	285	217	172.5	6,0
34,50 - 35,49	32	290	224	177.5	6,0
35,50 - 37,49	32	302	236	187.5	6,0
37,50 - 39,49	32	317	249	197.5	6,0
39,50 - 41,00	32	327	261	207.5	6,0

10 915 ...	PG	W1
	£	£
120	<del>398.64</del>	59.00
125	<del>398.64</del>	59.00
130	<del>398.64</del>	59.00
135	<del>398.64</del>	59.00
140	<del>398.64</del>	59.00
145	<del>398.64</del>	59.00
150	<del>398.64</del>	59.00
161	<del>408.59</del>	61.00
160	<del>408.59</del>	61.00
166	<del>408.59</del>	61.00
165	<del>408.59</del>	61.00
176	<del>408.59</del>	61.00
175	<del>408.59</del>	61.00
185	<del>473.54</del>	71.00
195	<del>473.54</del>	71.00
205	<del>514.16</del>	77.00
215	<del>514.16</del>	77.00
225	<del>558.84</del>	83.00
235	<del>558.84</del>	83.00
245	<del>604.43</del>	90.00
255	<del>604.43</del>	90.00
265	<del>604.43</del>	90.00
275	<del>604.43</del>	90.00
285	<del>686.76</del>	103.00
295	<del>686.76</del>	103.00
305	<del>749.81</del>	112.00
315	<del>749.81</del>	112.00
325	<del>845.38</del>	137.00
335	<del>845.38</del>	137.00
345	<del>845.38</del>	137.00
355	<del>1020.57</del>	154.00
375	<del>1067.69</del>	160.00
395	<del>1094.86</del>	163.00

### WTX – Holder for Exchangeable drills

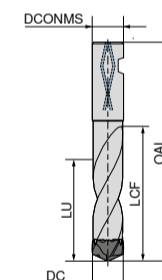
▲ Pilot hole is recommended

▲ With radial teeth



Performance

over 85 % off



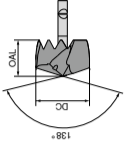
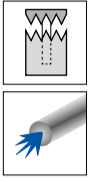
Change



DC mm	DCONMS <sub>s6</sub> mm	OAL mm	LCF mm	LU mm	torque moment Nm
12,00 - 12,49	14	165	116	100	1,0
12,50 - 12,99	14	170	121	104	1,0
13,0					

# WTX – Drilling Head for Exchangeable drills

▲ extra long head type



over 35 % off

**UKS**  
Change UNI  
DPX74S



Performance

**UKS**  
Change VA  
Ti700



Performance

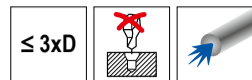
DC h7/m7 mm	OAL mm
12.0	10.7
12.1	10.7
12.2	10.7
12.3	10.7
12.4	10.7
12.5	10.7
12.6	10.7
12.7	10.7
12.8	10.7
12.9	10.7
13.0	10.7
13.1	10.7
13.2	10.7
13.3	10.7
13.4	10.7
13.5	11.3
13.6	11.3
13.7	11.3
13.8	11.3
13.9	11.3
14.0	11.3
14.1	11.3
14.2	11.3
14.3	11.3
14.4	11.3
14.5	11.3
14.6	11.3
14.7	11.3
14.8	11.3
14.9	11.3
15.0	11.3
15.1	11.3
15.2	11.3
15.3	11.3
15.4	11.3
15.5	11.9
15.6	11.9
15.7	11.9
15.8	11.9
15.9	11.9
16.0	11.9
16.1	11.9
16.2	11.9
16.3	11.9
16.4	11.9
16.5	13.4
16.6	13.4
16.7	13.4
16.8	13.4
16.9	13.4
17.0	13.4
17.1	13.4
17.2	13.4
17.3	13.4
17.4	13.4
17.5	13.4
17.6	13.4
17.7	13.4
17.8	13.4
17.9	13.4
18.0	13.4
18.1	13.4
18.2	13.4
18.3	13.4
18.4	13.4
18.5	13.4
18.6	13.4
18.7	13.4
18.8	13.4
18.9	13.4
19.0	13.4
19.1	13.4
19.2	13.4
19.3	13.4
19.4	13.4
19.5	13.4
19.6	13.4
19.7	13.4
19.8	13.4
19.9	13.4
20.0	13.4
20.1	13.4
20.2	13.4
20.3	13.4
20.4	13.4
20.5	15.4
20.6	15.4
20.7	15.4
20.8	15.4
20.9	15.4
21.0	15.4
21.1	15.4
21.2	15.4
21.3	15.4
21.4	15.4
21.5	15.4
21.6	15.4
21.7	15.4
21.8	15.4
21.9	15.4
22.0	15.4
22.1	15.4
22.2	15.4
22.3	15.4
22.4	15.4
22.5	15.4
22.6	15.4
22.7	15.4
22.8	15.4
22.9	15.4
23.0	15.4
23.1	15.4
23.2	15.4
23.3	15.4

10 919 ...	PG W2	10 921 ...	PG W2		
£	£	£	£		
12000	160.61	86.00	120	160.61	86.00
12100	160.61	86.00	121	160.61	86.00
12200	160.61	86.00	122	160.61	86.00
12300	160.61	86.00	123	160.61	86.00
12400	160.61	86.00	124	160.61	86.00
12500	160.61	86.00	125	160.61	86.00
12600	160.61	86.00	126	160.61	86.00
12700	160.61	86.00	127	160.61	86.00
12800	160.61	86.00	128	160.61	86.00
12900	160.61	86.00	129	160.61	86.00
13000	160.61	86.00	130	160.61	86.00
13100	160.61	86.00	131	160.61	86.00
13200	160.61	86.00	132	160.61	86.00
13300	160.61	86.00	133	160.61	86.00
13400	160.61	86.00	134	160.61	86.00
13500	160.61	86.00	135	160.61	86.00
13600	160.61	86.00	136	160.61	86.00
13700	160.61	86.00	137	160.61	86.00
13800	160.61	86.00	138	160.61	86.00
13900	160.61	86.00	139	160.61	86.00
14000	160.61	86.00	140	160.61	86.00
14100	160.61	86.00	141	160.61	86.00
14200	160.61	86.00	142	160.61	86.00
14300	160.61	86.00	143	160.61	86.00
14400	160.61	86.00	144	160.61	86.00
14500	160.61	86.00	145	160.61	86.00
14600	160.61	86.00	146	160.61	86.00
14700	160.61	86.00	147	160.61	86.00
14800	160.61	86.00	148	160.61	86.00
14900	160.61	86.00	149	160.61	86.00
15000	160.61	86.00	150	160.61	86.00
15100	160.61	86.00	151	160.61	86.00
15200	160.61	86.00	152	160.61	86.00
15300	160.61	86.00	153	160.61	86.00
15400	160.61	86.00	154	160.61	86.00
15500	160.61	86.00	155	160.61	86.00
15600	160.61	91.00	156	160.61	91.00
15700	160.61	91.00	157	160.61	91.00
15800	160.61	91.00	158	160.61	91.00
15900	160.61	91.00	159	160.61	91.00
16000	160.61	91.00	160	160.61	91.00
16100	160.61	91.00	161	160.61	91.00
16200	160.61	91.00	162	160.61	91.00
16300	160.61	91.00	163	160.61	91.00
16400	160.61	91.00	164	160.61	91.00
16500	160.61	91.00	165	160.61	91.00
16600	160.61	91.00	166	160.61	91.00
16700	160.61	91.00	167	160.61	91.00
16800	160.61	91.00	168	160.61	91.00
16900	160.61	91.00	169	160.61	91.00
17000	160.61	91.00	170	160.61	91.00
17100	160.61	91.00	171	160.61	91.00
17200	160.61	91.00	172	160.61	91.00
17300	160.61	91.00	173	160.61	91.00
17400	160.61	91.00	174	160.61	91.00
17500	160.61	91.00	175	160.61	91.00
17600	160.61	91.00	176	160.61	91.00
17700	160.61	91.00	177	160.61	91.00
17800	160.61	91.00	178	160.61	91.00
17900	160.61	91.00	179	160.61	91.00
18000	160.61	91.00	180	160.61	91.00
18100	174.76	98.00	181	174.76	98.00
18200	174.76	98.00	182	174.76	98.00
18300	174.76	98.00	183	174.76	98.00
18400	174.76	98.00	184	174.76	98.00
18500	174.76	98.00	185	174.76	98.00
18600	174.76	98.00	186	174.76	98.00
18700	174.76	98.00	187	174.76	98.00
18800	174.76	98.00	188	174.76	98.00
18900	174.76	98.00	189	174.76	98.00
19000	174.76	98.00	190	174.76	98.00
19100	174.76	98.00	191	174.76	98.00
19200	174.76	98.00	192	174.76	98.00
19300	174.76	98.00	193	174.76	98.00
19400	174.76	98.00	194	174.76	98.00
19500	174.76	98.00	195	174.76	98.00
19600	174.76	98.00	196	174.76	98.00
19700	174.76	98.00	197	174.76	98.00
19800	174.76	98.00	198	174.76	98.00
19900	174.76	98.00	199	174.76	98.00
20000	193.12	108.00	200	193.12	108.00
20100	193.12	108.00	201	193.12	108.00
20200	193.12	108.00	202	193.12	108.00
20300	193.12	108.00	203	193.12	108.00
20400	193.12	108.00	204	193.12	108.00
20500	193.12	108.00	205	193.12	108.00
20600	193.12	108.00	206	193.12	108.00
20700	193.12	108.00	207	193.12	108.00
20800	193.12	108.00	208	193.12	108.00
20900	193.12	108.00	209	193.12	108.00
21000	193.12	108.00	210	193.12	108.00
21100	193.12	108.00	211	193.12	108.00
21200	193.12	108.00	212	193.12	108.00
21300	193.12	108.00	213	193.12	108.00
21400	193.12	108.00	214	193.12	108.00
21500	193.12	108.00	215	193.12	108.00
21600	193.12	108.00	216	193.12	108.00
21700	193.12	108.00	217	193.12	108.00
21800	193.12	108.00	218	193.12	108.00
21900	193.12	108.00	219	193.12	108.00
22000	193.12	108.00	220	193.12	108.00
22100	207.27	117.00	221	207.27	117.00
22200	207.27	117.00	222	207.27	117.00
22300	207.27	117.00	223	207.27	117.00
22400	207.27	117.00	224	207.27	117.00
22500	207.27	117.00	225	207.27	117.00
22600	207.27	117.00	226	207.27	117.00
22700	207.27	117.00	227	207.27	117.00
22800	207.27	117.00	228	207.27	117.00
22900	207.27	117.00	229	207.27	117.00
23000	207.27	117.00	230	207.27	117.00
23100	207.27	117.00	231	207.27	117.00
23200	207.27	117.00	232	207.27	117.00
23300	207.27	117.00	233	207.27	117.00

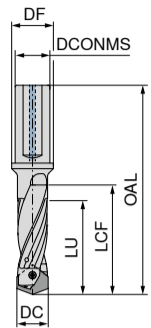
DC h7/m7 mm	OAL mm
23.4	15.4
23.5	15.4
23.6	15.4
23.7	15.4
23.8	15.4
23.9	15.4
24.0	15.4
24.1	15.4
24.2	15.4
24.3	15.4
24.4	15.4
24.5	17.4
24.6	17.4
24.7	17.4
24.8	17.4
24.9	17.4
25.0	17.4
25.1	17.4
25.2	17.4
25.3	17.4
25.4	17.4
25.5	17.4
25.6	17.4
25.7	17.4
25.8	17.4
25.9	17.4
26.0	17.4
26.1	17.4
26.2	17.4
26.3	17.4
26.4	17.4
26.5	17.4
26.6	17.4
26.7	17.4
26.8	17.4
26.9	17.4
27.0	17.4
27.1	17.4
27.2	17.4
27.3	17.4
27.4	17.4
27.5	17.4
27.6	17.4
27.7	17.4
27.8	17.4
27.9	17.4
28.0	17.4
28.1	17.4
28.2	17.4
28.3	17.4
28.4	17.4
28.5	18.4
28.6	18.4
28.7	18.4
28.8	18.4
28.9	18.4
29.0	18.4
29.1	18.4
29.2	18.4
29.3	18

**WPC – Holder for indexable insert drill**

- ▲ Easy handling
- ▲ Insert can be changed in the machine
- ▲ Precise and stable insert seat, clamping via TORX PLUS® screw



Standard



over 85 % off



Change

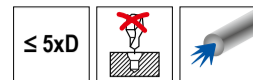


DC	DCONMS	OAL	LCF	LU	DF	torque moment
mm	mm	mm	mm	mm	mm	Nm
14,00 - 14,49	16	108,9	50,8	43,5	20	0,9
14,50 - 14,99	16	111,0	52,5	45,0	20	0,9
15,00 - 15,49	20	115,1	54,3	46,5	25	0,9
15,50 - 15,99	20	117,2	56,0	48,0	25	0,9
16,00 - 16,49	20	119,3	57,8	49,5	25	1,2
16,50 - 16,99	20	121,4	59,5	51,0	25	1,2
17,00 - 17,49	20	123,5	61,3	52,5	25	1,2
17,50 - 17,99	20	125,6	63,0	54,0	25	1,2
18,00 - 18,49	20	127,7	64,8	55,5	25	2,2
18,50 - 18,99	20	129,8	66,5	57,0	25	2,2
19,00 - 19,49	25	137,9	68,3	58,5	30	2,2
19,50 - 19,99	25	140,0	70,0	60,0	30	2,2
20,00 - 20,49	25	142,1	71,8	61,5	30	2,2
20,50 - 20,99	25	144,2	73,5	63,0	30	2,2
21,00 - 21,49	25	146,3	75,3	64,5	30	2,2
21,50 - 21,99	25	148,4	77,0	66,0	30	2,2
22,00 - 22,49	25	150,5	78,8	67,5	30	3,2
22,50 - 22,99	25	152,6	80,5	69,0	30	3,2
23,00 - 23,49	25	154,7	82,3	70,5	30	3,2
23,50 - 23,99	25	156,8	84,0	72,0	30	3,2
24,00 - 24,49	32	162,9	85,8	73,5	39	5
24,50 - 24,99	32	165,0	87,5	75,0	39	5
25,00 - 25,49	32	167,1	89,3	76,5	39	5
25,50 - 25,99	32	169,2	91,0	78,0	39	5
26,00 - 26,49	32	171,3	92,8	79,5	39	6
26,50 - 26,99	32	173,4	94,5	81,0	39	6
27,00 - 27,49	32	175,5	96,3	82,5	39	6
27,50 - 27,99	32	177,6	98,0	84,0	39	6
28,00 - 28,49	32	179,7	99,8	85,5	39	6
28,50 - 28,99	32	181,8	101,5	87,0	39	6
29,00 - 29,49	32	183,9	103,3	88,5	39	6
29,50 - 30,00	32	186,0	105,0	90,0	39	6

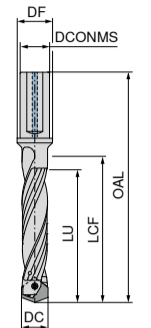
11 903 ...	PG	TT
£	£	
14000	203.00	39.00
14500	203.00	39.00
15000	203.00	39.00
15500	203.00	39.00
16000	203.00	43.00
16500	203.00	43.00
17000	203.00	43.00
17500	203.00	43.00
18000	203.00	46.00
18500	203.00	46.00
19000	203.00	46.00
19500	203.00	46.00
20000	203.00	49.00
20500	203.00	49.00
21000	203.00	53.00
21500	203.00	54.00
22000	203.00	54.00
22500	203.00	55.00
23000	203.00	56.00
23500	203.00	57.00
24000	203.00	57.00
24500	203.00	58.00
25000	203.00	59.00
25500	203.00	60.00
26000	203.00	61.00
26500	203.00	61.00
27000	203.00	62.00
27500	203.00	63.00
28000	203.00	64.00
28500	203.00	64.00
29000	203.00	65.00
29500	203.00	66.00

**WPC – Holder for indexable insert drill**

- ▲ Easy handling
- ▲ Insert can be changed in the machine
- ▲ Precise and stable insert seat, clamping via TORX PLUS® screw



Standard



over 85 % off



Change



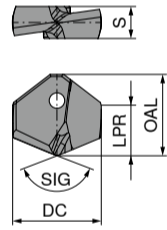
DC	DCONMS	OAL	LCF	LU	DF	torque moment
mm	mm	mm	mm	mm	mm	Nm
14,00 - 14,49	16	137,9	79,8	72,5	20	0,9
14,50 - 14,99	16	141,0	82,5	75,0	20	0,9
15,00 - 15,49	20	146,1	85,3	77,5	25	0,9
15,50 - 15,99	20	149,2	88,0	80,0	25	0,9
16,00 - 16,49	20	152,3	90,8	82,5	25	1,2
16,50 - 16,99	20	155,4	93,5	85,0	25	1,2
17,00 - 17,49	20	158,5	96,3	87,5	25	1,2
17,50 - 17,99	20	161,6	99,0	90,0	25	1,2
18,00 - 18,49	20	164,7	101,8	92,5	25	2,2
18,50 - 18,99	20	167,8	104,5	95,0	25	2,2
19,00 - 19,49	25	176,9	107,3	97,5	30	2,2
19,50 - 19,99	25	180,0	110,0	100,0	30	2,2
20,00 - 20,49	25	183,1	112,8	102,5	30	2,2
21,00 - 21,49	25	189,3	118,3	107,5	30	2,2
21,50 - 21,99	25	192,4	121,0	110,0	30	2,2
22,00 - 22,49	25	195,5	123,8	112,5	30	3,2
22,50 - 22,99	25	198,6	126,5	115,0	30	3,2
23,00 - 23,49	25	201,7	129,3	117,5	30	3,2
23,50 - 23,99	25	204,8	132,0	120,0	30	3,2
24,00 - 24,49	32	211,9	134,8	122,5	39	5
24,50 - 24,99	32	215,0	137,5	125,0	39	5
25,00 - 25,49	32	218,1	140,3	127,5	39	5
25,50 - 25,99	32	221,2	143,0	130,0	39	5
26,00 - 26,49	32	224,3	145,8	132,5	39	6
26,50 - 26,99	32	227,4	148,5	135,0	39	6
27,00 - 27,49	32	230,5	151,3	137,5	39	6
27,50 - 27,99	32	233,6	154,0	140,0	39	6
28,50 - 28,99	32	239,8	159,5	145,0	39	6
29,00 - 29,49	32	242,9	162,3	147,5	39	6
29,50 - 30,00	32	246,0	165,0	150,0	39	6

11 905 ...	PG	TT
£	£	
14000	206.00	42.00
14500	206.00	42.00
15000	206.00	42.00
15500	206.00	42.00
16000	206.00	46.00
16500	206.00	46.00
17000	206.00	46.00
17500	206.00	46.00
18000	206.00	49.00
18500	206.00	49.00
19000	206.00	49.00
19500	206.00	49.00
20000	206.00	52.00
21000	206.00	56.00
21500	206.00	57.00
22000	206.00	58.00
22500	206.00	59.00
23000	206.00	59.00
23500	206.00	60.00
24000	206.00	61.00
24500	206.00	62.00
25000	206.00	62.00
25500	206.00	63.00
26000	206.00	64.00
26500	206.00	65.00
27000	206.00	66.00
27500	206.00	66.00
28500	206.00	68.00
29000	206.00	69.00
29500	206.00	69.00

**WPC – Indexable insert for indexable insert drill**

Scope of supply:

Indexable insert (clamping screws can be ordered separately, if necessary)



over 50 % off



Change UNI

TPX74S



SIG 135°

HM

Standard


DC <sub>nr</sub>	OAL	LPR	S
mm	mm	mm	mm
14.0	12.8	7.73	5.0
14.1	12.8	7.73	5.0
14.2	12.8	7.73	5.0
14.3	12.8	7.73	5.0
14.4	12.8	7.73	5.0
14.5	13.1	7.84	5.0
14.6	13.1	7.84	5.0
14.7	13.1	7.84	5.0
14.8	13.1	7.84	5.0
14.9	13.1	7.84	5.0
15.0	13.4	7.95	5.0
15.1	13.4	7.95	5.0
15.2	13.4	7.95	5.0
15.3	13.4	7.95	5.0
15.4	13.4	7.95	5.0
15.5	13.7	8.05	5.0
15.6	13.7	8.05	5.0
15.7	13.7	8.05	5.0
15.8	13.7	8.05	5.0
15.9	13.7	8.05	5.0
16.0	14.4	9.06	5.8
16.1	14.4	9.06	5.8
16.2	14.4	9.06	5.8
16.3	14.4	9.06	5.8
16.4	14.4	9.06	5.8
16.5	14.7	9.17	5.8
16.6	14.7	9.17	5.8
16.7	14.7	9.17	5.8
16.8	14.7	9.17	5.8
16.9	14.7	9.17	5.8
17.0	15.0	9.28	5.8
17.1	15.0	9.28	5.8
17.2	15.0	9.28	5.8
17.3	15.0	9.28	5.8
17.4	15.0	9.28	5.8
17.5	15.3	9.39	5.8
17.6	15.3	9.39	5.8
17.7	15.3	9.39	5.8
17.8	15.3	9.39	5.8
17.9	15.3	9.39	5.8
18.0	16.3	10.19	6.5
18.1	16.3	10.19	6.5
18.2	16.3	10.19	6.5
18.3	16.3	10.19	6.5
18.4	16.3	10.19	6.5
18.5	16.6	10.30	6.5
18.6	16.6	10.30	6.5
18.7	16.6	10.30	6.5
18.8	16.6	10.30	6.5
18.9	16.6	10.30	6.5
19.0	16.9	10.41	6.5
19.1	16.9	10.41	6.5
19.2	16.9	10.41	6.5
19.3	16.9	10.41	6.5
19.4	16.9	10.41	6.5

11 910 ...	PG	TS
£	£	
14000	26.00	53.00
14100	26.00	53.00
14200	26.00	53.00
14300	26.00	53.00
14400	26.00	53.00
14500	26.00	53.00
14600	26.00	53.00
14700	26.00	53.00
14800	26.00	54.00
14900	26.00	54.00
15000	26.00	54.00
15100	26.00	54.00
15200	26.00	54.00
15300	26.00	54.00
15400	26.00	54.00
15500	26.00	54.00
15600	26.00	54.00
15700	26.00	54.00
15800	26.00	57.00
15900	26.00	57.00
16000	26.00	57.00
16100	26.00	57.00
16200	26.00	57.00
16300	26.00	57.00
16400	26.00	57.00
16500	26.00	57.00
16600	26.00	57.00
16700	26.00	57.00
16800	26.00	59.00
16900	26.00	59.00
17000	26.00	59.00
17100	26.00	59.00
17200	26.00	59.00
17300	26.00	59.00
17400	26.00	59.00
17500	26.00	59.00
17600	26.00	59.00
17700	26.00	59.00
17800	26.00	60.00
17900	26.00	60.00
18000	26.00	60.00
18100	26.00	60.00
18200	26.00	60.00
18300	26.00	60.00
18400	26.00	60.00
18500	26.00	60.00
18600	26.00	60.00
18700	26.00	60.00
18800	26.00	62.00

# INDEXABLE INSERT DRILLS



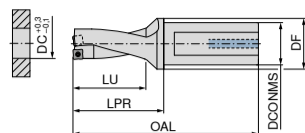
KOMET MaxiDrill 900 – the first choice for the vast majority of indexable insert drilling applications in all materials.




KOMET KUB Pentron – high performance problem solver with large selection of diameters and grades.

### KOMET MaxiDrill 900 – Indexable insert drill

Scope of supply:  
Indexable Insert Drill including clamping screws and key



over 85 % off

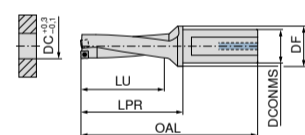


Designation	DC	DF	DCONMS	OAL	LU	LPR	Insert	10 852 ...	PG 2B/41
	mm	mm	mm	mm	mm	mm		£	£
MD900.2D.120.R.03-C20	12.0	28	20	90	24	40	SONT 031804	120	<del>295.24</del> 44.00
MD900.2D.125.R.03-C20	12.5	28	20	91	25	41	SONT 031804	125	<del>295.24</del> 44.00
MD900.2D.130.R.03-C20	13.0	28	20	92	26	42	SONT 031804	130	<del>295.24</del> 44.00
MD900.2D.135.R.03-C20	13.5	28	20	93	27	43	SONT 031804	135	<del>295.24</del> 44.00
MD900.2D.140.R.04-C20	14.0	30	20	96	28	46	SONT 042105	140	<del>344.26</del> 47.00
MD900.2D.145.R.04-C20	14.5	30	20	97	29	47	SONT 042105	145	<del>344.26</del> 47.00
MD900.2D.150.R.04-C20	15.0	30	20	98	30	48	SONT 042105	150	<del>344.26</del> 47.00
MD900.2D.155.R.04-C20	15.5	30	20	99	31	49	SONT 042105	155	<del>344.26</del> 47.00
MD900.2D.160.R.05-C20	16.0	30	20	100	32	50	SONT 052306	160	<del>344.26</del> 47.00
MD900.2D.165.R.05-C20	16.5	30	20	101	33	51	SONT 052306	165	<del>344.26</del> 47.00
MD900.2D.170.R.05-C20	17.0	30	20	102	34	52	SONT 052306	170	<del>334.46</del> 50.00
MD900.2D.175.R.05-C20	17.5	30	20	103	35	53	SONT 052306	175	<del>334.46</del> 50.00
MD900.2D.180.R.06-C25	18.0	32	25	111	36	55	SONT 062506	180	<del>334.46</del> 50.00
MD900.2D.185.R.06-C25	18.5	32	25	112	37	56	SONT 062506	185	<del>334.46</del> 50.00
MD900.2D.190.R.06-C25	19.0	32	25	113	38	57	SONT 062506	190	<del>359.43</del> 53.00
MD900.2D.195.R.06-C25	19.5	32	25	114	39	58	SONT 062506	195	<del>359.43</del> 53.00
MD900.2D.200.R.06-C25	20.0	32	25	115	40	59	SONT 062506	200	<del>359.43</del> 53.00
MD900.2D.205.R.06-C25	20.5	32	25	116	41	60	SONT 062506	205	<del>359.43</del> 53.00
MD900.2D.210.R.07-C25	21.0	32	25	118	42	62	SONT 072907	210	<del>359.43</del> 53.00
MD900.2D.220.R.07-C25	22.0	32	25	120	44	64	SONT 072907	220	<del>359.43</del> 53.00
MD900.2D.230.R.07-C25	23.0	32	25	122	46	66	SONT 072907	230	<del>378.67</del> 55.00
MD900.2D.240.R.08-C32	24.0	40	32	132	48	72	SONT 083308	240	<del>378.67</del> 55.00
MD900.2D.250.R.08-C32	25.0	40	32	134	50	74	SONT 083308	250	<del>378.67</del> 55.00
MD900.2D.260.R.08-C32	26.0	40	32	136	52	76	SONT 083308	260	<del>418.39</del> 61.00
MD900.2D.270.R.08-C32	27.0	40	32	138	54	78	SONT 083308	270	<del>418.39</del> 61.00
MD900.2D.280.R.09-C32	28.0	40	32	140	56	80	SONT 093808	280	<del>418.39</del> 61.00
MD900.2D.290.R.09-C32	29.0	40	32	142	58	82	SONT 093808	290	<del>418.39</del> 61.00
MD900.2D.300.R.09-C32	30.0	40	32	144	60	84	SONT 093808	300	<del>418.39</del> 61.00
MD900.2D.310.R.09-C32	31.0	40	32	146	62	86	SONT 093808	310	<del>445.15</del> 66.00
MD900.2D.320.R.09-C32	32.0	40	32	148	64	88	SONT 093808	320	<del>445.15</del> 66.00
MD900.2D.330.R.10-C40	33.0	50	40	163	66	93	SONT 104408	330	<del>445.15</del> 66.00
MD900.2D.340.R.10-C40	34.0	50	40	165	68	95	SONT 104408	340	<del>445.15</del> 66.00


Designation	DC	DF	DCONMS	OAL	LU	LPR	Insert	10 852 ...	PG 2B/41
	mm	mm	mm	mm	mm	mm		£	£
MD900.2D.350.R.10-C40	35.0	50	40	167	70	97	SONT 104408	350	<del>455.24</del> 68.00
MD900.2D.360.R.10-C40	36.0	50	40	169	72	99	SONT 104408	360	<del>455.24</del> 68.00
MD900.2D.370.R.12-C40	37.0	56	40	174	74	104	SONT 124810	370	<del>469.98</del> 70.00
MD900.2D.380.R.12-C40	38.0	56	40	176	76	106	SONT 124810	380	<del>469.98</del> 70.00
MD900.2D.390.R.12-C40	39.0	56	40	178	78	108	SONT 124810	390	<del>469.98</del> 70.00
MD900.2D.400.R.12-C40	40.0	56	40	180	80	110	SONT 124810	400	<del>469.98</del> 70.00
MD900.2D.410.R.12-C40	41.0	56	40	182	82	112	SONT 124810	410	<del>469.98</del> 70.00
MD900.2D.420.R.13-C40	42.0	60	40	187	84	117	SONT 135012	420	<del>493.72</del> 74.00
MD900.2D.430.R.13-C40	43.0	60	40	189	86	119	SONT 135012	430	<del>493.72</del> 74.00
MD900.2D.440.R.13-C40	44.0	60	40	191	88	121	SONT 135012	440	<del>493.72</del> 74.00
MD900.2D.450.R.13-C40	45.0	60	40	193	90	123	SONT 135012	450	<del>493.72</del> 74.00
MD900.2D.460.R.13-C40	46.0	60	40	195	92	125	SONT 135012	460	<del>493.72</del> 74.00
MD900.2D.470.R.15-C40	47.0	60	40	198	94	128	SONT 155312	470	<del>548.66</del> 77.00
MD900.2D.480.R.15-C40	48.0	60	40	200	96	130	SONT 155312	480	<del>548.66</del> 77.00
MD900.2D.490.R.15-C40	49.0	60	40	202	98	132	SONT 155312	490	<del>569.58</del> 83.00
MD900.2D.500.R.15-C40	50.0	60	40	204	100	134	SONT 155312	500	<del>569.58</del> 83.00
MD900.2D.510.R.15-C40	52.0	60	40	208	104	138	SONT 155312	520	<del>574.64</del> 86.00
MD900.2D.520.R.15-C40	51.0	60	40	206	102	136	SONT 155312	510	<del>574.64</del> 86.00
MD900.2D.530.R.15-C40	53.0	60	40	210	106	140	SONT 155312	530	<del>574.64</del> 86.00
MD900.2D.540.R.15-C40	54.0	60	40	212	108	142	SONT 155312	540	<del>574.64</del> 86.00
MD900.2D.550.R.17-C40	55.0	60	40	215	110	145	SONT 175612	550	<del>574.64</del> 86.00
MD900.2D.560.R.17-C40	56.0	60	40	217	112	147	SONT 175612	560	<del>595.69</del> 89.00
MD900.2D.570.R.17-C40	57.0	60	40	219	114	149	SONT 175612	570	<del>595.69</del> 89.00
MD900.2D.580.R.17-C40	58.0	60	40	221	116	151	SONT 175612	580	<del>595.69</del> 89.00
MD900.2D.590.R.17-C40	59.0	60	40	223	118	153	SONT 175612	590	<del>595.69</del> 89.00
MD900.2D.600.R.17-C40	60.0	62	40	225	120	155	SONT 175612	600	<del>595.69</del> 89.00
MD900.2D.610.R.17-C40	61.0	62	40	227	122	157	SONT 175612	610	<del>595.69</del> 89.00
MD900.2D.620.R.17-C40	62.0	64	40	229	124	159	SONT 175612	620	<del>595.69</del> 89.00
MD900.2D.630.R.17-C40	63.0	64	40	231	126	161	SONT 175612	630	<del>595.69</del> 89.00

### KOMET MaxiDrill 900 – Indexable insert drill

Scope of supply:  
Indexable Insert Drill including clamping screws and key



over 85 % off

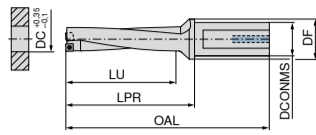


Designation	DC	DF	DCONMS	OAL	LU	LPR	Insert	10 853 ...	PG 2B/41
	mm	mm	mm	mm	mm	mm		£	£
MD900.3D.120.R.03-C20	12.0	28	20	102	36.0	52	SONT 031804	120	<del>344.48</del> 47.00
MD900.3D.125.R.03-C20	12.5	28	20	104	37.5	54	SONT 031804	125	<del>344.48</del> 47.00
MD900.3D.130.R.03-C20	13.0	28	20	105	39.0	55	SONT 031804	130	<del>344.48</del> 47.00
MD900.3D.135.R.03-C20	13.5	28	20	107	40.5	57	SONT 031804	135	<del>344.48</del> 47.00
MD900.3D.140.R.04-C20	14.0	30	20	109	42.0	59	SONT 042105	140	<del>334.26</del> 49.00
MD900.3D.145.R.04-C20	14.5	30	20	111	44.0	61	SONT 042105	145	<del>334.26</del> 49.00
MD900.3D.150.R.04-C20	15.0	30	20	112	45.0	62	SONT 042105	150	<del>334.26</del> 49.00
MD900.3D.155.R.04-C20	15.5	30	20	114	47.0	64	SONT 042105	155	<del>339.98</del> 50.00
MD900.3D.160.R.05-C20	16.0	30	20	115	48.0	65	SONT 052306	160	<del>339.98</del> 50.00
MD900.3D.165.R.05-C20	16.5	30	20	117	50.0	67	SONT 052306	165	<del>339.98</del> 50.00
MD900.3D.170.R.05-C20	17.0	30	20	118	51.0	68	SONT 052306	170	<del>352.15</del> 52.00
MD900.3D.175.R.05-C20	17.5	30	20	120	53.0	70	SONT 052306	175	<del>352.15</del> 52.00
MD900.3D.180.R.06-C25	18.0	32	25	128	54.0	72	SONT 062506	180	<del>352.15</del> 52.00
MD900.3D.185.R.06-C25	18.5	32	25	130	56.0	74	SONT 062506	185	<del>352.15</del> 52.00
MD900.3D.190.R.06-C25	19.0	32	25	131	57.0	75	SONT 062506	190	<del>378.34</del> 56.00
MD900.3D.195.R.06-C25	19.5	32	25	133	59.0	77	SONT 062506	195	<del>378.34</del> 56.00
MD900.3D.200.R.06-C25	20.0	32	25	134	60.0	78	SONT 062506	200	<del>378.34</del> 56.00
MD900.3D.205.R.06-C25	20.5	32	25	136	62.0	80	SONT 062506	205	<del>378.34</del> 56.00
MD900.3D.210.R.07-C25	21.0	32	25	138	63.0	82	SONT 072907	210	<del>378.34</del> 56.00
MD900.3D.215.R.07-C25	21.5	32	25	140	65.0	84	SONT 072907	215	<del>378.34</del> 56.00
MD900.3D.220.R.07-C25	22.0	32	25	141	66.0	85	SONT 072907	220	<del>378.34</del> 56.00
MD900.3D.225.R.07-C25	22.5	32	25	143	68.0	87	SONT 072907	225	<del>398.06</del> 58.00
MD900.3D.230.R.07-C25	23.0	32	25	144	69.0	88	SONT 072907	230	<del>398.06</del> 58.00
MD900.3D.235.R.07-C25	23.5	32	25	146	71.0	90	SONT 072907	235	<del>398.06</del> 58.00
MD900.3D.240.R.08-C32	24.0	40	32	155	72.0	95	SONT 083308	240	<del>398.06</del> 58.00
MD900.3D.245.R.08-C32	24.5	40	32	157	74.0	97	SONT 083308	245	<del>398.06</del> 58.00
MD900.3D.250.R.08-C32	25.0	40	32	158	75.0	98	SONT 083308	250	<del>398.06</del> 58.00
MD900.3D.255.R.08-C32	25.5	40	32	160	77.0	100	SONT 083308	255	<del>398.06</del> 58.00
MD900.3D.260.R.08-C32	26.0	40	32	161	78.0	101	SONT 083308	260	<del>431.95</del> 64.00
MD900.3D.265.R.08-C32	26.5	40	32	163	80.0	103	SONT 083308	265	<del>431.95</del> 64.00
MD900.3D.270.R.08-C32	27.0	40	32	164	81.0	104	SONT 083308	270	<del>431.95</del> 64.00
MD900.3D.275.R.08-C32	27.5	40	32	166	83.0	106	SONT 083308	275	<del>431.95&lt;/</del>


# KOMET MaxiDrill 900 – Indexable insert drill

**Scope of supply:**

Indexable Insert Drill including clamping screws and key



over 85 % off



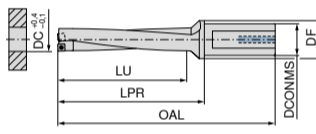
Designation	DC mm	DF mm	DCONMS mm	OAL mm	LU mm	LPR mm	Insert	10 854 ... PG 2B/41	
								£	£
MD900.4D.120.R.03-C20	12	28	20	114	48	64	SONT 031804	120	433.79 / 65.00
MD900.4D.130.R.03-C20	13	28	20	118	52	68	SONT 031804	130	433.79 / 65.00
MD900.4D.140.R.04-C20	14	30	20	123	56	73	SONT 042105	140	446.36 / 66.00
MD900.4D.150.R.04-C20	15	30	20	127	60	77	SONT 042105	150	446.36 / 66.00
MD900.4D.160.R.05-C20	16	30	20	131	64	81	SONT 052306	160	456.76 / 68.00
MD900.4D.170.R.05-C20	17	30	20	135	68	85	SONT 052306	170	473.99 / 71.00
MD900.4D.180.R.06-C25	18	32	25	146	72	90	SONT 062506	180	473.99 / 71.00
MD900.4D.190.R.06-C25	19	32	25	150	76	94	SONT 062506	190	509.22 / 76.00
MD900.4D.200.R.06-C25	20	32	25	154	80	98	SONT 062506	200	509.22 / 76.00
MD900.4D.210.R.07-C25	21	32	25	159	84	103	SONT 072907	210	509.22 / 76.00
MD900.4D.220.R.07-C25	22	32	25	163	88	107	SONT 072907	220	509.22 / 76.00
MD900.4D.230.R.07-C25	23	32	25	167	92	111	SONT 072907	230	526.18 / 78.00
MD900.4D.240.R.08-C32	24	40	32	179	96	119	SONT 083308	240	526.18 / 78.00
MD900.4D.250.R.08-C32	25	40	32	183	100	123	SONT 083308	250	526.18 / 78.00
MD900.4D.260.R.08-C32	26	40	32	187	104	127	SONT 083308	260	591.27 / 87.00
MD900.4D.270.R.08-C32	27	40	32	191	108	131	SONT 083308	270	591.27 / 87.00
MD900.4D.280.R.09-C32	28	40	32	195	112	135	SONT 093808	280	591.27 / 87.00
MD900.4D.290.R.09-C32	29	40	32	199	116	139	SONT 093808	290	591.27 / 87.00
MD900.4D.300.R.09-C32	30	40	32	203	120	143	SONT 093808	300	591.27 / 87.00
MD900.4D.310.R.09-C32	31	40	32	207	124	147	SONT 093808	310	630.93 / 94.00
MD900.4D.320.R.09-C32	32	40	32	211	128	151	SONT 093808	320	630.93 / 94.00
MD900.4D.330.R.10-C40	33	50	40	228	132	158	SONT 104408	330	630.93 / 94.00

Designation	DC mm	DF mm	DCONMS mm	OAL mm	LU mm	LPR mm	Insert	10 854 ... PG 2B/41	
								£	£
MD900.4D.340.R.10-C40	34	50	40	232	136	162	SONT 104408	340	630.93 / 94.00
MD900.4D.350.R.10-C40	35	50	40	236	140	166	SONT 104408	350	644.14 / 96.00
MD900.4D.360.R.10-C40	36	50	40	240	144	170	SONT 104408	360	644.14 / 96.00
MD900.4D.370.R.12-C40	37	56	40	248	148	178	SONT 124810	370	666.28 / 99.00
MD900.4D.380.R.12-C40	38	56	40	252	152	182	SONT 124810	380	666.28 / 99.00
MD900.4D.390.R.12-C40	39	56	40	256	156	186	SONT 124810	390	666.28 / 99.00
MD900.4D.400.R.12-C40	40	56	40	260	160	190	SONT 124810	400	666.28 / 99.00
MD900.4D.410.R.12-C40	41	56	40	264	164	194	SONT 124810	410	666.28 / 99.00
MD900.4D.420.R.13-C40	42	60	40	271	168	201	SONT 135012	420	698.99 / 104.00
MD900.4D.430.R.13-C40	43	60	40	275	172	205	SONT 135012	430	698.99 / 104.00
MD900.4D.440.R.13-C40	44	60	40	279	176	209	SONT 135012	440	698.99 / 104.00
MD900.4D.450.R.13-C40	45	60	40	283	180	213	SONT 135012	450	698.99 / 104.00
MD900.4D.460.R.13-C40	46	60	40	287	184	217	SONT 135012	460	698.99 / 104.00
MD900.4D.470.R.15-C40	47	60	40	292	188	222	SONT 155312	470	737.04 / 110.00
MD900.4D.480.R.15-C40	48	60	40	296	192	226	SONT 155312	480	737.04 / 110.00
MD900.4D.490.R.15-C40	49	60	40	300	196	230	SONT 155312	490	737.04 / 110.00
MD900.4D.500.R.15-C40	50	60	40	304	200	234	SONT 155312	500	737.04 / 110.00
MD900.4D.510.R.15-C40	51	60	40	308	204	238	SONT 155312	510	737.04 / 110.00
MD900.4D.520.R.15-C40	52	60	40	312	208	242	SONT 155312	520	737.04 / 110.00
MD900.4D.530.R.15-C40	53	60	40	316	212	246	SONT 155312	530	737.04 / 110.00
MD900.4D.540.R.15-C40	54	60	40	320	216	250	SONT 155312	540	737.04 / 110.00

# KOMET MaxiDrill 900 – Indexable insert drill

**Scope of supply:**

Indexable Insert Drill including clamping screws and key



over 85 % off

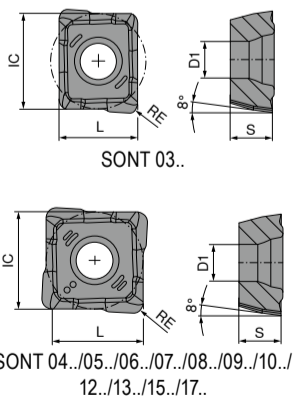


Designation	DC mm	DF mm	DCONMS mm	OAL mm	LU mm	LPR mm	Insert	10 855 ... PG 2B/41	
								£	£
MD900.5D.120.R.03-C20	12	28	20	126	60	76	SONT 031804	120	518.54 / 77.00
MD900.5D.130.R.03-C20	13	28	20	131	65	81	SONT 031804	130	518.54 / 77.00
MD900.5D.140.R.04-C20	14	30	20	137	70	87	SONT 042105	140	530.18 / 79.00
MD900.5D.150.R.04-C20	15	30	20	142	75	92	SONT 042105	150	530.18 / 79.00
MD900.5D.160.R.05-C20	16	30	20	147	80	97	SONT 052306	160	543.25 / 81.00
MD900.5D.170.R.05-C20	17	30	20	152	85	102	SONT 052306	170	562.67 / 84.00
MD900.5D.180.R.06-C25	18	32	25	164	90	108	SONT 062506	180	562.67 / 84.00
MD900.5D.190.R.06-C25	19	32	25	169	95	113	SONT 062506	190	604.79 / 90.00
MD900.5D.200.R.06-C25	20	32	25	174	100	118	SONT 062506	200	604.79 / 90.00
MD900.5D.210.R.07-C25	21	32	25	180	105	124	SONT 072907	210	604.79 / 90.00
MD900.5D.220.R.07-C25	22	32	25	184	110	128	SONT 072907	220	604.79 / 90.00
MD900.5D.230.R.07-C25	23	32	25	189	115	133	SONT 072907	230	626.32 / 93.00
MD900.5D.240.R.08-C32	24	40	32	203	120	143	SONT 083308	240	626.32 / 93.00
MD900.5D.250.R.08-C32	25	40	32	208	125	148	SONT 083308	250	626.32 / 93.00
MD900.5D.260.R.08-C32	26	40	32	212	130	152	SONT 083308	260	691.23 / 103.00
MD900.5D.270.R.08-C32	27	40	32	217	135	157	SONT 083308	270	691.23 / 103.00

Designation	DC mm	DF mm	DCONMS mm	OAL mm	LU mm	LPR mm	Insert	10 855 ... PG 2B/41	
								£	£
MD900.5D.280.R.09-C32	28	40	32	221	140	161	SONT 093808	280	691.23 / 103.00
MD900.5D.290.R.09-C32	29	40	32	226	145	166	SONT 093808	290	691.23 / 103.00
MD900.5D.300.R.09-C32	30	40	32	230	150	170	SONT 093808	300	691.23 / 103.00
MD900.5D.310.R.09-C32	31	40	32	235	155	175	SONT 093808	310	748.76 / 112.00
MD900.5D.320.R.09-C32	32	40	32	239	160	179	SONT 093808	320	748.76 / 112.00
MD900.5D.330.R.10-C40	33	50	40	259	165	191	SONT 104408	330	748.76 / 112.00
MD900.5D.340.R.10-C40	34	50	40	264	170	196	SONT 104408	340	748.76 / 112.00
MD900.5D.350.R.10-C40	35	50	40	269	175	201	SONT 104408	350	766.71 / 114.00
MD900.5D.360.R.10-C40	36	50	40	274	180	206	SONT 104408	360	766.71 / 114.00
MD900.5D.370.R.12-C40	37	56	40	285	185	215	SONT 124810	370	792.08 / 118.00
MD900.5D.380.R.12-C40	38	56	40	290	190	220	SONT 124810	380	792.08 / 118.00
MD900.5D.390.R.12-C40	39	56	40	295	195	225	SONT 124810	390	792.08 / 118.00
MD900.5D.400.R.12-C40	40	56	40	300	200	230	SONT 124810	400	792.08 / 118.00
MD900.5D.410.R.12-C40	41	56	40	305	205	235	SONT 124810	410	792.08 / 118.00

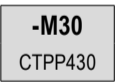
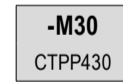
**SONT**

Designation	IC mm	D1 mm	L mm	S mm
SONT 0318..	5.4	2.10	3.8	1.8
SONT 0421..	4.6	2.25	4.2	2.1
SONT 0523..	5.3	2.25	4.8	2.3
SONT 0625..	5.9	2.50	5.5	2.5
SONT 0729..	6.5	2.50	6.1	2.9
SONT 0833..	7.7	2.90	7.3	3.3
SONT 0938..	8.9	3.50	8.5	3.8
SONT 1044..	10.1	4.10	9.6	4.4
SONT 1248..	11.6	4.10	11.0	4.8
SONT 1350..	13.0	5.30	12.2	5.0
SONT 1553..	15.2	5.30	14.4	5.3
SONT 1756..	17.5	5.30	16.7	5.6



**SONT**  
Standard

over 40 % off



ISO	RE mm	10 830 ... PG 1A/08		10 830 ... PG 1A/08	
		£	£	£	£
031804	0.4	103	14.57	8.00	
042105	0.5			104	16.88 / 10.00
052306	0.6			105	17.84 / 10.00
062506	0.6			106	17.31 / 10.00
072907	0.7			107	17.71 / 10.00
083308	0.8			108	18.09 / 10.00
093808	0.8			109	18.54 / 11.00
104408	0.8			110	19.42 / 11.00
124810	1.0			112	20.56 / 12.00
135012	1.2			113	21.78 / 13.00
155312	1.2			115	24.09 / 14.00
175612	1.2			117	26.17 / 15.00

P	●	●
M	●	●
K	○	○
N	○	○
S	○	○
H	○	○
O		

1) two usable cutting edges

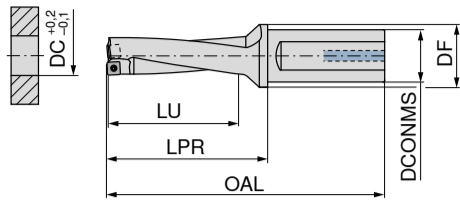


**Technical support: 0800 073 2 07**

# KOMET KUB Pentron – Indexable insert drill

## Scope of supply:

Indexable Insert Drill incl. clamping screws



over 85 % off



≤ 3xD
C Performance



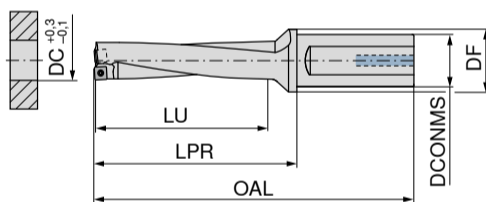
Designation	DC mm	DCONMS mm	DF mm	OAL mm	LU mm	LPR mm	torque moment Nm	Insert	10 873 ... PG 2B/6#	
									£	£
KUB-P.3D.140.R.04-C20	14.0	20	30	105	42	55	0,38	SOGX 040204	14001	<del>384.25</del> 57.00
KUB-P.3D.145.R.04-C20	14.5	20	30	109	45	59	0,38	SOGX 040204	14501	<del>384.25</del> 57.00
KUB-P.3D.150.R.04-C20	15.0	20	30	109	45	59	0,38	SOGX 040204	15001	<del>384.25</del> 57.00
KUB-P.3D.155.R.04-C20	15.5	20	30	114	48	64	0,38	SOGX 040204	15501	<del>384.25</del> 57.00
KUB-P.3D.160.R.04-C20	16.0	20	30	114	48	64	0,38	SOGX 040204	16001	<del>384.25</del> 57.00
KUB-P.3D.165.R.05-C20	16.5	20	30	118	51	68	0,62	SOGX 050204	16501	<del>384.25</del> 57.00
KUB-P.3D.170.R.05-C20	17.0	20	30	118	51	68	0,62	SOGX 050204	17001	<del>384.25</del> 57.00
KUB-P.3D.175.R.05-C25	17.5	25	30	127	54	71	0,62	SOGX 050204	17501	<del>384.25</del> 57.00
KUB-P.3D.180.R.05-C25	18.0	25	30	127	54	71	0,62	SOGX 050204	18001	<del>384.25</del> 57.00
KUB-P.3D.185.R.06-C25	18.5	25	30	131	57	75	1,01	SOGX 060206	18501	<del>384.25</del> 57.00
KUB-P.3D.190.R.06-C25	19.0	25	30	131	57	75	1,01	SOGX 060206	19001	<del>485.00</del> 60.00
KUB-P.3D.195.R.06-C25	19.5	25	30	134	60	78	1,01	SOGX 060206	19501	<del>485.00</del> 60.00
KUB-P.3D.200.R.06-C25	20.0	25	30	134	60	78	1,01	SOGX 060206	20001	<del>485.00</del> 60.00
KUB-P.3D.205.R.07-C25	20.5	25	30	138	63	82	1,01	SOGX 07T208	20501	<del>432.44</del> 64.00
KUB-P.3D.210.R.07-C25	21.0	25	30	138	63	82	1,01	SOGX 07T208	21001	<del>432.44</del> 64.00
KUB-P.3D.215.R.07-C25	21.5	25	30	141	66	85	1,01	SOGX 07T208	21501	<del>432.44</del> 64.00
KUB-P.3D.220.R.07-C25	22.0	25	30	141	66	85	1,01	SOGX 07T208	22002	<del>432.44</del> 64.00
KUB-P.3D.225.R.07-C25	22.5	25	30	145	69	89	1,01	SOGX 07T208	22502	<del>432.44</del> 64.00
KUB-P.3D.230.R.07-C25	23.0	25	30	145	69	89	1,01	SOGX 07T208	23002	<del>432.44</del> 64.00
KUB-P.3D.235.R.08-C32	23.5	32	39	152	72	92	1,28	SOGX 080308	23503	<del>468.55</del> 70.00
KUB-P.3D.240.R.08-C32	24.0	32	39	152	72	92	1,28	SOGX 080308	24003	<del>468.55</del> 70.00
KUB-P.3D.245.R.08-C32	24.5	32	39	156	75	96	1,28	SOGX 080308	24503	<del>468.55</del> 70.00
KUB-P.3D.250.R.08-C32	25.0	32	39	156	75	96	1,28	SOGX 080308	25003	<del>468.55</del> 70.00
KUB-P.3D.255.R.08-C32	25.5	32	39	159	78	99	1,28	SOGX 080308	25503	<del>468.55</del> 70.00
KUB-P.3D.260.R.08-C32	26.0	32	39	159	78	99	1,28	SOGX 080308	26003	<del>468.55</del> 70.00
KUB-P.3D.265.R.09-C32	26.5	32	39	163	81	103	2,25	SOGX 09T308	26503	<del>482.63</del> 73.00
KUB-P.3D.270.R.09-C32	27.0	32	39	163	81	103	2,25	SOGX 09T308	27003	<del>482.63</del> 73.00
KUB-P.3D.275.R.09-C32	27.5	32	39	166	84	106	2,25	SOGX 09T308	27503	<del>482.63</del> 73.00
KUB-P.3D.280.R.09-C32	28.0	32	39	166	84	106	2,25	SOGX 09T308	28003	<del>482.63</del> 73.00
KUB-P.3D.285.R.09-C32	28.5	32	39	170	87	110	2,25	SOGX 09T308	28503	<del>482.63</del> 73.00
KUB-P.3D.290.R.09-C32	29.0	32	39	170	87	110	2,25	SOGX 09T308	29003	<del>482.63</del> 73.00
KUB-P.3D.295.R.09-C32	29.5	32	39	173	90	113	2,25	SOGX 09T308	29503	<del>482.63</del> 73.00
KUB-P.3D.300.R.09-C32	30.0	32	39	173	90	113	2,25	SOGX 09T308	30003	<del>482.63</del> 73.00
KUB-P.3D.305.R.10-C40	30.5	40	50	185	93	117	2,8	SOGX 100408	30504	<del>537.11</del> 80.00

Designation	DC mm	DCONMS mm	DF mm	OAL mm	LU mm	LPR mm	torque moment Nm	Insert	10 873 ... PG 2B/6#	
									£	£
KUB-P.3D.310.R.10-C40	31.0	40	50	185	93	117	2,8	SOGX 100408	31004	<del>537.11</del> 80.00
KUB-P.3D.315.R.10-C40	31.5	40	50	188	96	120	2,8	SOGX 100408	31504	<del>537.11</del> 80.00
KUB-P.3D.320.R.10-C40	32.0	40	50	188	96	120	2,8	SOGX 100408	32004	<del>537.11</del> 80.00
KUB-P.3D.325.R.10-C40	32.5	40	50	192	99	124	2,8	SOGX 100408	32504	<del>537.11</del> 80.00
KUB-P.3D.330.R.10-C40	33.0	40	50	192	99	124	2,8	SOGX 100408	33004	<del>537.11</del> 80.00
KUB-P.3D.335.R.11-C40	33.5	40	50	195	102	127	2,8	SOGX 110408	33504	<del>562.46</del> 84.00
KUB-P.3D.340.R.11-C40	34.0	40	50	195	102	127	2,8	SOGX 110408	34004	<del>562.46</del> 84.00
KUB-P.3D.345.R.11-C40	34.5	40	50	199	105	131	2,8	SOGX 110408	34504	<del>562.46</del> 84.00
KUB-P.3D.350.R.11-C40	35.0	40	50	199	105	131	2,8	SOGX 110408	35004	<del>562.46</del> 84.00
KUB-P.3D.355.R.11-C40	35.5	40	50	202	108	134	2,8	SOGX 110408	35504	<del>562.46</del> 84.00
KUB-P.3D.360.R.11-C40	36.0	40	50	202	108	134	2,8	SOGX 110408	36004	<del>562.46</del> 84.00
KUB-P.3D.365.R.11-C40	36.5	40	50	206	111	138	2,8	SOGX 110408	36504	<del>562.46</del> 84.00
KUB-P.3D.370.R.11-C40	37.0	40	50	206	111	138	2,8	SOGX 110408	37004	<del>562.46</del> 84.00
KUB-P.3D.375.R.12-C40	37.5	40	50	209	114	141	6,25	SOGX 120408	37504	<del>579.27</del> 86.00
KUB-P.3D.380.R.12-C40	38.0	40	50	209	114	141	6,25	SOGX 120408	38004	<del>579.27</del> 86.00
KUB-P.3D.385.R.12-C40	38.5	40	50	213	117	145	6,25	SOGX 120408	38504	<del>579.27</del> 86.00
KUB-P.3D.390.R.12-C40	39.0	40	50	213	117	145	6,25	SOGX 120408	39004	<del>579.27</del> 86.00
KUB-P.3D.395.R.12-C40	39.5	40	50	216	120	148	6,25	SOGX 120408	39504	<del>579.27</del> 86.00
KUB-P.3D.400.R.12-C40	40.0	40	50	216	120	148	6,25	SOGX 120408	40004	<del>579.27</del> 86.00
KUB-P.3D.405.R.12-C40	40.5	40	50	220	123	152	6,25	SOGX 120408	40504	<del>579.27</del> 86.00
KUB-P.3D.410.R.12-C40	41.0	40	50	220	123	152	6,25	SOGX 120408	41004	<del>579.27</del> 86.00
KUB-P.3D.415.R.12-C40	41.5	40	50	223	126	155	6,25	SOGX 120408	41504	<del>579.27</del> 86.00
KUB-P.3D.420.R.12-C40	42.0	40	50	223	126	155	6,25	SOGX 120408	42004	<del>579.27</del> 86.00
KUB-P.3D.425.R.13-C40	42.5	40	50	227	129	159	6,25	SOGX 130508	42504	<del>579.27</del> 86.00
KUB-P.3D.430.R.13-C40	43.0	40	50	227	129	159	6,25	SOGX 130508	43004	<del>579.27</del> 86.00
KUB-P.3D.435.R.13-C40	43.5	40	50	230	132	162	6,25	SOGX 130508	43504	<del>579.27</del> 86.00
KUB-P.3D.440.R.13-C40	44.0	40	50	230	132	162	6,25	SOGX 130508	44004	<del>579.27</del> 86.00
KUB-P.3D.445.R.13-C40	44.5	40	50	234	135	166	6,25	SOGX 130508	44504	<del>579.27</del> 86.00
KUB-P.3D.450.R.13-C40	45.0	40	50	234	135	166	6,25	SOGX 130508	45004	<del>579.27</del> 86.00
KUB-P.3D.455.R.13-C40	45.5	40	50	237	138	169	6,25	SOGX 130508	45504	<del>579.27</del> 86.00
KUB-P.3D.460.R.13-C40	46.0	40	50	237	138	169	6,25	SOGX 130508	46004	<del>579.27</del> 86.00

# KOMET KUB Pentron – Indexable insert drill

## Scope of supply:

Indexable Insert Drill incl. clamping screws



over 85 % off



≤ 4xD
C Performance

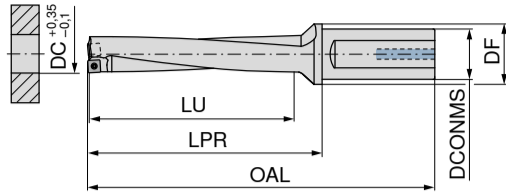


Designation	DC mm	DCONMS mm	DF mm	OAL mm	LU mm	LPR mm	torque moment Nm	Insert	10 874 ... PG 2B/6#	
									£	£
KUB-P.4D.140.R.04-C20	14.0	20	30	119	56	69	0,38	SOGX 040204	14001	<del>486.26</del> 73.00
KUB-P.4D.145.R.04-C20	14.5	20	30	124	60	74	0,38	SOGX 040204	14501	<del>486.26</del> 73.00
KUB-P.4D.150.R.04-C20	15.0	20	30	124	60	74	0,38	SOGX 040204	15001	<del>486.26</del> 73.00
KUB-P.4D.155.R.04-C20	15.5	20	30	130	64	80	0,38	SOGX 040204	15501	<del>486.26</del> 73.00
KUB-P.4D.160.R.04-C20	16.0	20	30	130	64	80	0,38	SOGX 040204	16001	<del>486.26</del> 73.00
KUB-P.4D.165.R.05-C20	16.5	20	30	135	68	85	0,62	SOGX 050204	16501	<del>486.26</del> 73.00
KUB-P.4D.170.R.05-C20	17.0	20	30	135	68	85	0,62	SOGX 050204	17001	<del>583.46</del> 75.00
KUB-P.4D.175.R.05-C25	17.5	25	30	145	72	89	0,62	SOGX 050204	17502	<del>583.46</del> 75.00
KUB-P.4D.180.R.05-C25	18.0	25	30	145	72	89	0,62	SOGX 050204	18002	<del>583.46</del> 75.00
KUB-P.4D.185.R.06-C25	18.5	25	30	150	76	94	1,01	SOGX 060206	18502	<del>583.46</del> 75.00
KUB-P.4D.190.R.06-C25	19.0	25	30	150	76	94	1,01	SOGX 060206	19002	<del>517.88</del> 77.00
KUB-P.4D.195.R.06-C25	19.5	25	30	154	80	98	1,01	SOGX 060206	19502	<del>517.88</del> 77.00
KUB-P.4D.200.R.06-C25	20.0	25	30	154	80	98	1,01	SOGX 060206	20002	<del>517.88</del> 77.00
KUB-P.4D.205.R.07-C25	20.5	25	30	159	84	103	1,01	SOGX 07T208	20502	<del>597.11</del> 80.00
KUB-P.4D.210.R.07-C25	21.0	25	30	159	84	103	1,01	SOGX 07T208	21002	<del>597.11</del> 80.00
KUB-P.4D.215.R.07-C25	21.5	25	30	163	88	107	1,01	SOGX 07T208	21502	<del>597.11</del> 80.00
KUB-P.4D.220.R.07-C25	22.0	25	30	163	88	107	1,01	SOGX 07T208	22002	<del>597.11</del> 80.00
KUB-P.4D.225.R.07-C25	22.5	25	30	168	92	112	1,01	SOGX 07T208	22502	<del>597.11</del> 80.00
KUB-P.4D.230.R.07-C25	23.0	25	30	168	92	112	1,01	SOGX 07T208	23002	<del>597.11</del> 80.00
KUB-P.4D.235.R.08-C32	23.5	32	39	176	96	116	1,28	SOGX 080308	23503	<del>567.64</del> 83.00
KUB-P.4D.240.R.08-C32	24.0	32	39	176	96	116	1,28	SOGX 080308	24003	<del>567.64</del> 83.00
KUB-P.4D.245.R.08-C32										

# KOMET KUB Pentron – Indexable insert drill

## Scope of supply:

Indexable Insert Drill incl. clamping screws



over 85 % off




**≤ 5xD** **C** Performance




Designation	DC mm	DCONMS mm	DF mm	OAL mm	LU mm	LPR mm	torque moment Nm	Insert	10 875 ... PG 2B/6#	
									£	£
KUB-P.5D.140.R.04-C20	14.0	20	30	133	70	83	0.38	SOGX 040204	<del>520.02</del>	79.00
KUB-P.5D.145.R.04-C20	14.5	20	30	139	75	89	0.38	SOGX 040204	<del>520.02</del>	79.00
KUB-P.5D.150.R.04-C20	15.0	20	30	139	75	89	0.38	SOGX 040204	<del>520.02</del>	79.00
KUB-P.5D.155.R.04-C20	15.5	20	30	146	80	96	0.38	SOGX 040204	<del>520.02</del>	79.00
KUB-P.5D.160.R.04-C20	16.0	20	30	146	80	96	0.38	SOGX 040204	<del>520.02</del>	79.00
KUB-P.5D.165.R.05-C20	16.5	20	30	152	85	102	0.62	SOGX 050204	<del>520.02</del>	79.00
KUB-P.5D.170.R.05-C20	17.0	20	30	152	85	102	0.62	SOGX 050204	<del>545.55</del>	81.00
KUB-P.5D.175.R.05-C25	17.5	25	30	163	90	107	0.62	SOGX 050204	<del>545.55</del>	81.00
KUB-P.5D.180.R.05-C25	18.0	25	30	163	90	107	0.62	SOGX 050204	<del>545.55</del>	81.00
KUB-P.5D.185.R.06-C25	18.5	25	30	169	95	113	1.01	SOGX 060206	<del>545.55</del>	81.00
KUB-P.5D.190.R.06-C25	19.0	25	30	169	95	113	1.01	SOGX 060206	<del>567.61</del>	83.00
KUB-P.5D.195.R.06-C25	19.5	25	30	174	100	118	1.01	SOGX 060206	<del>567.61</del>	83.00
KUB-P.5D.200.R.06-C25	20.0	25	30	174	100	118	1.01	SOGX 060206	<del>578.10</del>	86.00
KUB-P.5D.205.R.07-C25	20.5	25	30	180	105	124	1.01	SOGX 07T208	<del>578.10</del>	86.00
KUB-P.5D.210.R.07-C25	21.0	25	30	180	105	124	1.01	SOGX 07T208	<del>578.10</del>	86.00
KUB-P.5D.215.R.07-C25	21.5	25	30	185	110	129	1.01	SOGX 07T208	<del>578.10</del>	86.00
KUB-P.5D.220.R.07-C25	22.0	25	30	185	110	129	1.01	SOGX 07T208	<del>578.10</del>	86.00
KUB-P.5D.225.R.07-C25	22.5	25	30	191	115	135	1.01	SOGX 07T208	<del>578.10</del>	86.00
KUB-P.5D.230.R.07-C25	23.0	25	30	191	115	135	1.01	SOGX 07T208	<del>578.10</del>	86.00
KUB-P.5D.235.R.08-C32	23.5	32	39	200	120	140	1.28	SOGX 080308	<del>597.33</del>	89.00
KUB-P.5D.240.R.08-C32	24.0	32	39	200	120	140	1.28	SOGX 080308	<del>597.33</del>	89.00
KUB-P.5D.245.R.08-C32	24.5	32	39	206	125	146	1.28	SOGX 080308	<del>597.33</del>	89.00
KUB-P.5D.250.R.08-C32	25.0	32	39	206	125	146	1.28	SOGX 080308	<del>597.33</del>	89.00
KUB-P.5D.255.R.08-C32	25.5	32	39	211	130	151	1.28	SOGX 080308	<del>597.33</del>	89.00
KUB-P.5D.260.R.08-C32	26.0	32	39	211	130	151	1.28	SOGX 080308	<del>597.33</del>	89.00
KUB-P.5D.265.R.09-C32	26.5	32	39	217	135	157	2.25	SOGX 09T308	<del>673.29</del>	100.00
KUB-P.5D.270.R.09-C32	27.0	32	39	217	135	157	2.25	SOGX 09T308	<del>673.29</del>	100.00
KUB-P.5D.275.R.09-C32	27.5	32	39	222	140	162	2.25	SOGX 09T308	<del>673.29</del>	100.00
KUB-P.5D.280.R.09-C32	28.0	32	39	222	140	162	2.25	SOGX 09T308	<del>673.29</del>	100.00
KUB-P.5D.285.R.09-C32	28.5	32	39	228	145	168	2.25	SOGX 09T308	<del>673.29</del>	100.00
KUB-P.5D.290.R.09-C32	29.0	32	39	228	145	168	2.25	SOGX 09T308	<del>673.29</del>	100.00
KUB-P.5D.295.R.09-C32	29.5	32	39	233	150	173	2.25	SOGX 09T308	<del>673.29</del>	100.00
KUB-P.5D.300.R.09-C32	30.0	32	39	233	150	173	2.25	SOGX 09T308	<del>673.29</del>	100.00
KUB-P.5D.305.R.10-C40	30.5	40	50	247	155	179	2.8	SOGX 100408	<del>720.18</del>	108.00


Designation	DC mm	DCONMS mm	DF mm	OAL mm	LU mm	LPR mm	torque moment Nm	Insert	10 875 ... PG 2B/6#	
									£	£
KUB-P.5D.310.R.10-C40	31.0	40	50	247	155	179	2.8	SOGX 100408	<del>720.18</del>	108.00
KUB-P.5D.315.R.10-C40	31.5	40	50	252	160	184	2.8	SOGX 100408	<del>720.18</del>	108.00
KUB-P.5D.320.R.10-C40	32.0	40	50	252	160	184	2.8	SOGX 100408	<del>720.18</del>	108.00
KUB-P.5D.325.R.10-C40	32.5	40	50	258	165	190	2.8	SOGX 100408	<del>720.18</del>	108.00
KUB-P.5D.330.R.10-C40	33.0	40	50	258	165	190	2.8	SOGX 100408	<del>720.18</del>	108.00
KUB-P.5D.335.R.11-C40	33.5	40	50	263	170	195	2.8	SOGX 110408	<del>740.68</del>	111.00
KUB-P.5D.340.R.11-C40	34.0	40	50	263	170	195	2.8	SOGX 110408	<del>740.68</del>	111.00
KUB-P.5D.345.R.11-C40	34.5	40	50	269	175	201	2.8	SOGX 110408	<del>740.68</del>	111.00
KUB-P.5D.350.R.11-C40	35.0	40	50	269	175	201	2.8	SOGX 110408	<del>740.68</del>	111.00
KUB-P.5D.355.R.11-C40	35.5	40	50	274	180	206	2.8	SOGX 110408	<del>740.68</del>	111.00
KUB-P.5D.360.R.11-C40	36.0	40	50	274	180	206	2.8	SOGX 110408	<del>740.68</del>	111.00
KUB-P.5D.365.R.11-C40	36.5	40	50	280	185	212	2.8	SOGX 110408	<del>740.68</del>	111.00
KUB-P.5D.370.R.11-C40	37.0	40	50	280	185	212	2.8	SOGX 110408	<del>740.68</del>	111.00
KUB-P.5D.375.R.12-C40	37.5	40	50	285	190	217	6.25	SOGX 120408	<del>761.19</del>	114.00
KUB-P.5D.380.R.12-C40	38.0	40	50	285	190	217	6.25	SOGX 120408	<del>761.19</del>	114.00
KUB-P.5D.385.R.12-C40	38.5	40	50	291	195	223	6.25	SOGX 120408	<del>761.19</del>	114.00
KUB-P.5D.390.R.12-C40	39.0	40	50	291	195	223	6.25	SOGX 120408	<del>761.19</del>	114.00
KUB-P.5D.395.R.12-C40	39.5	40	50	296	200	228	6.25	SOGX 120408	<del>761.19</del>	114.00
KUB-P.5D.400.R.12-C40	40.0	40	50	296	200	228	6.25	SOGX 120408	<del>761.19</del>	114.00
KUB-P.5D.405.R.12-C40	40.5	40	50	302	205	234	6.25	SOGX 120408	<del>761.19</del>	114.00
KUB-P.5D.410.R.12-C40	41.0	40	50	302	205	234	6.25	SOGX 120408	<del>761.19</del>	114.00
KUB-P.5D.415.R.12-C40	41.5	40	50	307	210	239	6.25	SOGX 120408	<del>761.19</del>	114.00
KUB-P.5D.420.R.12-C40	42.0	40	50	307	210	239	6.25	SOGX 120408	<del>761.19</del>	114.00
KUB-P.5D.425.R.13-C40	42.5	40	50	313	215	245	6.25	SOGX 130508	<del>820.84</del>	124.00
KUB-P.5D.430.R.13-C40	43.0	40	50	313	215	245	6.25	SOGX 130508	<del>820.84</del>	124.00
KUB-P.5D.435.R.13-C40	43.5	40	50	318	220	250	6.25	SOGX 130508	<del>820.84</del>	124.00
KUB-P.5D.440.R.13-C40	44.0	40	50	318	220	250	6.25	SOGX 130508	<del>820.84</del>	124.00
KUB-P.5D.445.R.13-C40	44.5	40	50	324	225	256	6.25	SOGX 130508	<del>820.84</del>	124.00
KUB-P.5D.450.R.13-C40	45.0	40	50	324	225	256	6.25	SOGX 130508	<del>820.84</del>	124.00
KUB-P.5D.455.R.13-C40	45.5	40	50	329	230	261	6.25	SOGX 130508	<del>820.84</del>	124.00
KUB-P.5D.460.R.13-C40	46.0	40	50	329	230	261	6.25	SOGX 130508	<del>820.84</del>	124.00




**-01** Allrounder chip breaker for normal materials.



**-03** Best swarf control for tough to machine materials including super alloys.



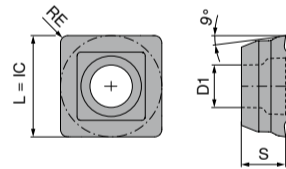
**-13** Good swarf control and low power/cutting forces.



**-21** Lowest power/cutting forces. For larger diameters on low power machines.

## SOGX

Designation	L mm	IC mm	D1 mm	S mm
SOGX 0402..	4.8	4.8	2.05	2.2
SOGX 0502..	5.5	5.5	2.30	2.4
SOGX 0602..	6.2	6.2	2.60	2.75
SOGX 07T2..	7.1	7.1	2.60	2.97
SOGX 0803..	8.0	8.0	2.85	3.4
SOGX 09T3..	8.9	8.9	3.40	3.9
SOGX 1004..	9.8	9.8	4.10	4.2
SOGX 1104..	10.9	10.9	4.10	4.5
SOGX 1204..	12.0	12.0	5.20	4.8
SOGX 1305..	13.2	13.2	5.20	5.2



## SOGX Performance

over 40 % off



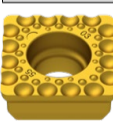
**-21**  
BK8430

**-13**  
BK8425

**-03**  
BK8430

**-01**  
BK8425

**-01**  
BK7935



ISO	RE mm	10 820 ... PG 1A/3#		10 820 ... PG 1A/3#		10 820 ... PG 1A/3#		10 820 ... PG 1A/3#		10 820 ... PG 1A/3#	
		£	£	£	£	£	£	£	£	£	£
040204	0.4	<del>10.84</del>	11.00	<del>10.84</del>	11.00	<del>10.84</del>	11.00	<del>10.84</del>	11.00	<del>10.84</del>	11.00
050204	0.4	<del>10.86</del>	11.00	<del>10.86</del>	11.00	<del>10.86</del>	11.00	<del>10.86</del>	11.00	<del>10.86</del>	11.00
060206	0.6	<del>10.79</del>	11.00	<del>10.79</del>	11.00	<del>10.79</del>	11.00	<del>10.79</del>	11.00	<del>10.79</del>	11.00
07T208	0.8	<del>10.94</del>	11.00	<del>10.94</del>	11.00	<del>10.94</del>	11.00	<del>10.94</del>	11.00	<del>10.94</del>	11.00
080308	0.8	<del>10.63</del>	11.00	<del>10.63</del>	11.00	<del>10.63</del>	11.00	<del>10.63</del>	11.00	<del>10.63</del>	11.00
09T308	0.8	<del>10.15</del>	11.00	<del>10.15</del>	11.00	<del>10.15</del>	11.00	<del>10.15</del>	11.00	<del>10.15</del>	11.00
100408	0.8	<del>10.87</del>	11.00	<del>10.87</del>	11.00	<del>10.87</del>	11.00	<del>10.87</del>	11.00	<del>10.87</del>	11.00
110408	0.8	<del>21.76</del>	13.00	<del>21.76</del>	13.00	<del>21.76</del>	13.00	<del>21.76</del>	13.00	<del>21.76</del>	13.00
120408	0.8	<del>21.00</del>	13.00	<del>21.00</del>	13.00	<del>21.00</del>	13.00	<del>21.00</del>	13.00	<del>21.00</del>	13.00
130508	0.8	<del>22.55</del>	14.00	<del>22.55</del>	14.00	<del>22.55</del>	14.00	<del>22.55</del>	14.00	<del>22.55</del>	14.00
		<del>27.40</del>	16.00	<del>27.40</del>	16.00	<del>27.40</del>	16.00	<del>27.40</del>	16.00	<del>27.40</del>	16.00



# REAMING



KOMET Fullmax – high performance solid carbide machine reamer for through and blind hole reaming in all materials.



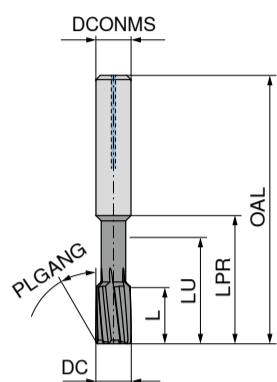
Type N – for all standard low volume applications.

## KOMET Fullmax – High-performance machine reamers, short

- ▲ extremely irregular pitch
- ▲ designed for high-speed machining
- ▲ specialised geometry and coating for universal use



Performance



over 50 % off



51P.57

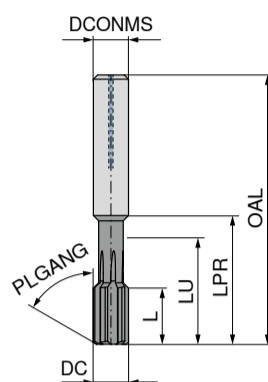
Left Hand Helix  
PLGANG 30°  
ASG2210  
Solid carbide  
Through hole

## KOMET Fullmax – High-performance machine reamers, short

- ▲ extremely irregular pitch
- ▲ designed for high-speed machining
- ▲ specialised geometry and coating for universal use



Performance



over 50 % off



51M.57

straight flute  
PLGANG 60°  
ASG2110  
Solid carbide  
Blind hole

DC <sub>H7</sub> mm	L mm	LU mm	LPR mm	OAL mm	DCONMS <sub>H6</sub> mm	ZEFP	40 483 ...	PG U4/4R
4	12	17	22	50	4	4	04000	<del>128.86</del> 64.00
5	12	23	28	64	6	4	05000	<del>130.78</del> 65.00
6	12	23	28	64	6	4	06000	<del>133.68</del> 66.00
7	16	29	39	75	8	6	07000	<del>139.52</del> 69.00
8	16	29	39	75	8	6	08000	<del>139.52</del> 69.00
9	16	35	40	80	10	6	09000	<del>147.15</del> 98.00
10	16	35	40	80	10	6	10000	<del>147.15</del> 98.00
11	20	40	45	90	12	6	11000	<del>261.58</del> 130.00
12	20	40	45	90	12	6	12000	<del>261.58</del> 130.00
16	20	40	45	93	16	8	16000	<del>387.88</del> 193.00

P	●
M	●
K	●
N	○
S	○
H	○
O	○

DC <sub>H7</sub> mm	L mm	LU mm	LPR mm	OAL mm	DCONMS <sub>H6</sub> mm	ZEFP	40 481 ...	PG U4/4R
4	12	17	22	50	4	4	04000	<del>147.34</del> 53.00
5	12	23	28	64	6	4	05000	<del>149.33</del> 54.00
6	12	23	28	64	6	4	06000	<del>144.23</del> 57.00
7	16	29	39	75	8	6	07000	<del>150.04</del> 60.00
8	16	29	39	75	8	6	08000	<del>150.04</del> 60.00
9	16	35	40	80	10	6	09000	<del>171.72</del> 85.00
10	16	35	40	80	10	6	10000	<del>171.72</del> 85.00
11	20	40	45	90	12	6	11000	<del>288.38</del> 114.00
12	20	40	45	90	12	6	12000	<del>288.38</del> 114.00
16	20	40	45	93	16	8	16000	<del>347.18</del> 173.00

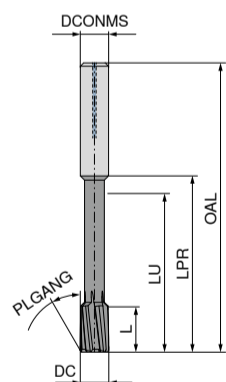
P	●
M	●
K	●
N	○
S	○
H	○
O	○

## KOMET Fullmax – High-performance machine reamers, long

- ▲ extremely irregular pitch
- ▲ designed for high-speed machining
- ▲ specialised geometry and coating for universal use



Performance



over 50 % off



52P.57

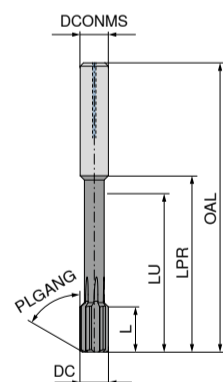
Left Hand Helix  
PLGANG 30°  
ASG2210  
Solid carbide  
Through hole

## KOMET Fullmax – High-performance machine reamers, long

- ▲ extremely irregular pitch
- ▲ designed for high-speed machining
- ▲ specialised geometry and coating for universal use



Performance



over 50 % off



52M.57

straight flute  
PLGANG 60°  
ASG2110  
Solid carbide  
Blind hole

DC <sub>H7</sub> mm	L mm	LU mm	LPR mm	OAL mm	DCONMS <sub>H6</sub> mm	ZEFP	40 484 ...	PG U4/4R
4	12	28	32	60	4	4	04000	<del>172.52</del> 86.00
5	12	35	40	76	6	4	05000	<del>175.42</del> 87.00
6	12	35	40	76	6	4	06000	<del>179.86</del> 89.00
7	16	60	65	101	8	6	07000	<del>186.98</del> 93.00
8	16	60	65	101	8	6	08000	<del>186.98</del> 93.00
9	16	63	68	108	10	6	09000	<del>264.04</del> 132.00
10	16	63	68	108	10	6	10000	<del>264.04</del> 132.00
11	20	80	85	130	12	6	11000	<del>358.25</del> 175.00
12	20	80	85	130	12	6	12000	<del>358.25</del> 175.00
16	20	97	102	150	16	6	16000	<del>468.04</del> 230.00

P	●
M	●
K	●
N	○
S	○
H	○
O	○

DC <sub>H7</sub> mm	L mm	LU mm	LPR mm	OAL mm	DCONMS <sub>H6</sub> mm	ZEFP	40 485 ...	PG U4/4R
4	12	28	32	60	4	4	04000	<del>143.77</del> 71.00
5	12	35	40	76	6	4	05000	<del>146.37</del> 73.00
6	12	35	40	76	6	4	06000	<del>152.82</del> 76.00
7	16	60	65	101	8	6	07000	<del>160.75</del> 80.00
8	16	60	65	101	8	6	08000	<del>160.75</del> 80.00
9	16	63	68	108	10	6	09000	<del>230.82</del> 115.00
10	16	63	68	108	10	6	10000	<del>230.82</del> 115.00
11	20	80	85	130	12	6	11000	<del>305.84</del> 152.00
12	20	80	85	130	12	6	12000	<del>305.84</del> 152.00
16	20	97	102	150	16	6	16000	<del>411.69</del> 205.00

P	●
M	●
K	●
N	○
S	○
H	○
O	○



Technical support: 0800 073 2 075  
3 time served engineers,  
available from 8:00 am to 6:00 pm, Monday to Friday  
Email: techsupport.uk@ceratizit.com



Order by 6:00 pm and get your  
guaranteed free express delivery

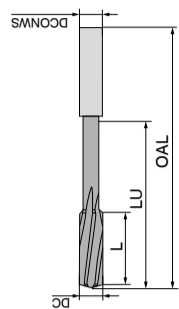


When you see this logo it's  
in stock in Sheffield

## Machine reamers, similar to DIN 8093-A / -B

▲ extremely irregular pitch

N



**over 50 % off**



straight flute  
Solid carbide



Left Hand Helix  
Solid carbide

DC <sub>H7</sub>	OAL	L	LU	DCONMS <sub>H7</sub>	ZEFP	40 405 ... PG U4/4R		40 415 ... PG U4/4R			
						£	£	£	£		
2.0	49	11	31	2.0	4	02000	<del>69.03</del>	20.00	02000	<del>69.03</del>	20.00
2.1	49	11	31	2.0	4	02100	<del>70.59</del>	24.00	02100	<del>70.59</del>	24.00
2.2	53	12	35	2.2	4	02200	<del>70.59</del>	24.00	02200	<del>70.59</del>	24.00
2.3	53	12	35	2.2	4	02300	<del>70.59</del>	24.00	02300	<del>70.59</del>	24.00
2.4	57	14	34	2.5	4	02400	<del>70.59</del>	24.00	02400	<del>70.59</del>	24.00
2.5	57	14	34	2.5	4	02500	<del>63.40</del>	21.00	02500	<del>63.40</del>	21.00
2.6	57	14	34	2.5	4	02600	<del>75.03</del>	25.00	02600	<del>75.03</del>	25.00
2.7	61	15	36	3.0	4	02700	<del>75.03</del>	25.00	02700	<del>75.03</del>	25.00
2.8	61	15	36	3.0	4	02800	<del>75.03</del>	25.00	02800	<del>75.03</del>	25.00
2.9	61	15	36	3.0	4	02900	<del>75.03</del>	25.00	02900	<del>75.03</del>	25.00
3.0	61	15	36	3.0	4	03000	<del>68.31</del>	23.00	03000	<del>68.31</del>	23.00
3.1	61	15	36	3.0	4	03100	<del>81.92</del>	27.00	03100	<del>81.92</del>	27.00
3.2	70	18	40	3.5	4	03200	<del>81.92</del>	27.00	03200	<del>81.92</del>	27.00
3.3	70	18	40	3.5	4	03300	<del>81.92</del>	27.00	03300	<del>81.92</del>	27.00
3.4	70	18	40	3.5	4	03400	<del>81.92</del>	27.00	03400	<del>81.92</del>	27.00
3.5	70	18	40	3.5	4	03500	<del>77.06</del>	26.00	03500	<del>77.06</del>	26.00
3.6	70	18	40	3.5	4	03600	<del>93.49</del>	31.00	03600	<del>93.49</del>	31.00
3.7	70	18	40	3.5	4	03700	<del>93.49</del>	31.00	03700	<del>93.49</del>	31.00
3.8	75	19	43	4.0	4	03800	<del>93.49</del>	31.00	03800	<del>93.49</del>	31.00
3.9	75	19	43	4.0	4	03900	<del>93.49</del>	31.00	03900	<del>93.49</del>	31.00
4.0	75	19	43	4.0	4	04000	<del>83.66</del>	28.00	04000	<del>83.66</del>	28.00
4.1	75	19	43	4.0	4	04100	<del>100.75</del>	34.00	04100	<del>100.75</del>	34.00
4.2	75	19	43	4.0	4	04200	<del>100.75</del>	34.00	04200	<del>100.75</del>	34.00
4.3	75	21	42	4.5	4	04300	<del>100.75</del>	34.00	04300	<del>100.75</del>	34.00
4.4	75	21	42	4.5	4	04400	<del>100.75</del>	34.00	04400	<del>100.75</del>	34.00
4.5	75	21	42	4.5	4	04500	<del>91.20</del>	31.00	04500	<del>91.20</del>	31.00
4.6	75	21	42	4.5	4	04600	<del>100.40</del>	37.00	04600	<del>100.40</del>	37.00
4.7	75	21	42	4.5	4	04700	<del>100.40</del>	37.00	04700	<del>100.40</del>	37.00
4.8	86	23	52	5.0	6	04800	<del>100.40</del>	37.00	04800	<del>100.40</del>	37.00
4.9	86	23	52	5.0	6	04900	<del>100.40</del>	37.00	04900	<del>100.40</del>	37.00
5.0	86	23	52	5.0	6	05000	<del>102.75</del>	34.00	05000	<del>102.75</del>	34.00
5.1	86	23	52	5.0	6	05100	<del>118.38</del>	40.00	05100	<del>118.38</del>	40.00
5.2	86	23	52	5.0	6	05200	<del>118.38</del>	40.00	05200	<del>118.38</del>	40.00
5.3	86	23	52	5.0	6	05300	<del>118.38</del>	40.00	05300	<del>118.38</del>	40.00
5.4	93	26	57	5.6	6	05400	<del>118.38</del>	40.00	05400	<del>118.38</del>	40.00
5.5	93	26	57	5.6	6	05500	<del>108.79</del>	36.00	05500	<del>108.79</del>	36.00
5.6	93	26	57	5.6	6	05600	<del>125.31</del>	42.00	05600	<del>125.31</del>	42.00
5.7	93	26	57	5.6	6	05700	<del>125.31</del>	42.00	05700	<del>125.31</del>	42.00
5.8	93	26	57	5.6	6	05800	<del>125.31</del>	42.00	05800	<del>125.31</del>	42.00
5.9	93	26	57	5.6	6	05900	<del>125.31</del>	42.00	05900	<del>125.31</del>	42.00
6.0	93	26	57	5.6	6	06000	<del>130.24</del>	44.00	06000	<del>130.24</del>	44.00
6.1	93	26	57	5.6	6	06100	<del>140.92</del>	50.00	06100	<del>140.92</del>	50.00
6.2	93	26	57	5.6	6	06200	<del>140.92</del>	50.00	06200	<del>140.92</del>	50.00
6.3	101	28	63	6.3	6	06300	<del>140.92</del>	50.00	06300	<del>140.92</del>	50.00
6.4	101	28	63	6.3	6	06400	<del>140.92</del>	50.00	06400	<del>140.92</del>	50.00

DC <sub>H7</sub>	OAL	L	LU	DCONMS <sub>H7</sub>	ZEFP	40 405 ... PG U4/4R		40 415 ... PG U4/4R			
						£	£	£	£		
6.5	101	28	63	6.3	6	06500	<del>145.88</del>	49.00	06500	<del>145.88</del>	49.00
6.6	101	28	63	6.3	6	06600	<del>168.14</del>	57.00	06600	<del>168.14</del>	57.00
6.7	101	28	63	6.3	6	06700	<del>168.14</del>	57.00	06700	<del>168.14</del>	57.00
6.8	109	31	69	7.1	6	06800	<del>168.14</del>	57.00	06800	<del>168.14</del>	57.00
6.9	109	31	69	7.1	6	06900	<del>168.14</del>	57.00	06900	<del>168.14</del>	57.00
7.0	109	31	69	7.1	6	07000	<del>163.23</del>	55.00	07000	<del>163.23</del>	55.00
7.1	109	31	69	7.1	6	07100	<del>187.55</del>	63.00	07100	<del>187.55</del>	63.00
7.2	109	31	69	7.1	6	07200	<del>187.55</del>	63.00	07200	<del>187.55</del>	63.00
7.3	109	31	69	7.1	6	07300	<del>187.55</del>	63.00	07300	<del>187.55</del>	63.00
7.4	109	31	69	7.1	6	07400	<del>187.55</del>	63.00	07400	<del>187.55</del>	63.00
7.5	109	31	69	7.1	6	07500	<del>176.57</del>	60.00	07500	<del>176.57</del>	60.00
7.6	117	33	75	8.0	6	07600	<del>203.10</del>	69.00	07600	<del>203.10</del>	69.00
7.7	117	33	75	8.0	6	07700	<del>203.10</del>	69.00	07700	<del>203.10</del>	69.00
7.8	117	33	75	8.0	6	07800	<del>203.10</del>	69.00	07800	<del>203.10</del>	69.00
7.9	117	33	75	8.0	6	07900	<del>203.10</del>	69.00	07900	<del>203.10</del>	69.00
8.0	117	33	75	8.0	6	08000	<del>187.55</del>	63.00	08000	<del>187.55</del>	63.00
8.1	117	33	75	8.0	6	08100	<del>206.68</del>	70.00	08100	<del>206.68</del>	70.00
8.2	117	33	75	8.0	6	08200	<del>206.68</del>	70.00	08200	<del>206.68</del>	70.00
8.3	117	33	75	8.0	6	08300	<del>206.68</del>	70.00	08300	<del>206.68</del>	70.00
8.4	117	33	75	8.0	6	08400	<del>206.68</del>	70.00	08400	<del>206.68</del>	70.00
8.5	117	33	75	8.0	6	08500	<del>203.76</del>	69.00	08500	<del>203.76</del>	69.00
8.6	125	36	81	9.0	6	08600	<del>223.74</del>	76.00	08600	<del>223.74</del>	76.00
8.7	125	36	81	9.0	6	08700	<del>223.74</del>	76.00	08700	<del>223.74</del>	76.00
8.8	125	36	81	9.0	6	08800	<del>223.74</del>	76.00	08800	<del>223.74</del>	76.00
8.9	125	36	81	9.0	6	08900	<del>223.74</del>	76.00	08900	<del>223.74</del>	76.00
9.0	125	36	81	9.0	6	09000	<del>210.23</del>	74.00	09000	<del>210.23</del>	74.00
9.1	125	36	81	9.0	6	09100	<del>230.96</del>	81.00	09100	<del>230.96</del>	81.00
9.2	125	36	81	9.0	6	09200	<del>230.96</del>	81.00	09200	<del>230.96</del>	81.00
9.3	125	36	81	9.0	6	09300	<del>230.96</del>	81.00	09300	<del>230.96</del>	81.00
9.4	125	36	81	9.0	6	09400	<del>230.96</del>	81.00	09400	<del>230.96</del>	81.00
9.5	125	36	81	9.0	6	09500	<del>233.86</del>	79.00	09500	<del>233.86</del>	79.00
9.6	133	38	87	10.0	6	09600	<del>257.36</del>	87.00	09600	<del>257.36</del>	87.00
9.7	133	38	87	10.0	6	09700	<del>257.36</del>	87.00	09700	<del>257.36</del>	87.00
9.8	133	38	87	10.0	6	09800	<del>257.36</del>	87.00	09800	<del>257.36</del>	87.00
9.9	133	38	87	10.0	6	09900	<del>257.36</del>	87.00	09900	<del>257.36</del>	87.00
10.0	133	38	87	10.0	6	10000	<del>261.84</del>	85.00	10000	<del>261.84</del>	85.00
10.1	133	38	87	10.0	6	10100	<del>277.37</del>	94.00	10100	<del>277.37</del>	94.00
10.2	133	38	87	10.0	6	10200	<del>277.37</del>	94.00	10200	<del>277.37</del>	94.00
10.3	133	38	87	10.0	6	10300	<del>277.37</del>	94.00	10300	<del>277.37</del>	94.00
10.4	133	38	87	10.0	6	10400	<del>277.37</del>	94.00	10400	<del>277.37</del>	94.00
10.5	133	38	87	10.0	6	10500	<del>260.61</del>	89.00	10500	<del>260.61</del>	89.00
10.6	133	38	87	10.0	6	10600	<del>289.38</del>	98.00	10600	<del>289.38</del>	98.00
10.7	142	41	96	10.0	6	10700	<del>289.38</del>	98.00	10700	<del>289.38</del>	98.00
10.8	142	41	96	10.0	6	10800	<del>289.38</del>	98.00	10800	<del>289.38</del>	98.00
10.9	142	41	96	10.0	6	10900	<del>289.38</del>	98.00	10900	<del>289.38</del>	98.00
11.0	142	41	96	10.0	6	11000	<del>285.12</del>	96.00	11000	<del>285.12</del>	96.00
11.1	142	41	96	10.0	6	11100	<del>345.37</del>	107.00	11100	<del>345.37</del>	107.00
11.2	142	41	96	10.0	6	11200	<del>345.37</del>	107.00	11200	<del>345.37</del>	107.00
11.3	142	41	96	10.0	6	11300	<del>345.37</del>	107.00	11300	<del>345.37</del>	107.00
11.4	142	41	96	10.0	6	11400	<del>345.37</del>	107.00	11400	<del>345.37</del>	107.00
11.5	142	41	96	10.0	6	11500	<del>304.14</del>	103.00	11500	<del>304.14</del>	103.00
11.6	142	41	96	10.0	6	11600	<del>332.89</del>	113.00	11600	<del>332.89</del>	113.00



# HSS TAPS



UNI – universal taps for all standard materials.



VA – problem solver for stainless and difficult to machine materials.



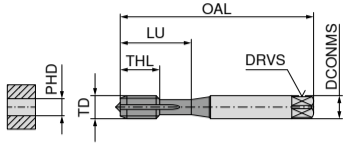
Roll tapping – For all suitable applications and materials.

Through hole – Machine taps, right hand



Standard

over 25 % off



UNI ISO 2 6H  
B 4-5  
TiN

VA ISO 2 6H  
B 4-5  
nitr.

POWDERSTEEL  
HSS-PM  
FHA 0°  
≤ 1000 N/mm²  
≤ 3xD

POWDERSTEEL  
HSS-PM  
FHA 0°  
≤ 1200 N/mm²  
≤ 3xD

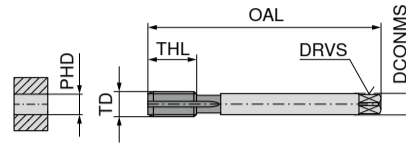
TD mm	TP mm	OAL mm	DCONMS mm	DRVS mm	PHD mm	THL mm	LU mm	Flutes	23 010 ... PG T9		23 450 ... PG T9	
									£	£	£	£
M2	0.40	45	2.8	2.1	1.6	4	13.5	2	<del>020</del>	<del>12.23</del>	<del>9.00</del>	
M3	0.50	56	3.5	2.7	2.5	11	18.0	3	<del>030</del>	<del>15.37</del>	<del>11.00</del>	<del>030</del>
M4	0.70	63	4.5	3.4	3.3	13	21.0	3	<del>040</del>	<del>14.04</del>	<del>10.00</del>	<del>040</del>
M5	0.80	70	6.0	4.9	4.2	15	25.0	3	<del>050</del>	<del>15.67</del>	<del>11.00</del>	<del>050</del>
M6	1.00	80	6.0	4.9	5.0	17	30.0	3	<del>060</del>	<del>18.79</del>	<del>14.00</del>	<del>060</del>
M8	1.25	90	8.0	6.2	6.8	20	35.0	3	<del>080</del>	<del>20.85</del>	<del>15.00</del>	<del>080</del>
M10	1.50	100	10.0	8.0	8.5	22	39.0	3	<del>100</del>	<del>27.59</del>	<del>20.00</del>	<del>100</del>

Through hole – Machine taps, right hand



Standard

over 25 % off



UNI ISO 2 6H  
B 4-5  
TiN

VA ISO 2 6H  
B 4-5  
nitr.

POWDERSTEEL  
HSS-PM  
FHA 0°  
≤ 1000 N/mm²  
≤ 3xD

POWDERSTEEL  
HSS-PM  
FHA 0°  
≤ 1200 N/mm²  
≤ 3xD

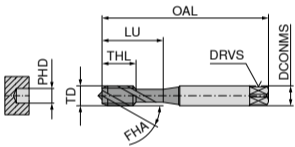
TD mm	TP mm	OAL mm	DCONMS mm	DRVS mm	PHD mm	THL mm	Flutes	23 021 ... PG T9		23 451 ... PG T9	
								£	£	£	£
M12	1.75	110	9	7	10.2	24	3	<del>120</del>	<del>32.95</del>	<del>24.00</del>	<del>120</del>
M14	2.00	110	11	9	12.0	26	3	<del>140</del>	<del>49.94</del>	<del>37.00</del>	<del>140</del>
M16	2.00	110	12	9	14.0	27	3	<del>160</del>	<del>46.38</del>	<del>34.00</del>	<del>160</del>
M18	2.50	125	14	11	15.5	25	4	<del>180</del>	<del>84.23</del>	<del>60.00</del>	<del>180</del>
M20	2.50	140	16	12	17.5	32	3	<del>200</del>	<del>89.93</del>	<del>62.00</del>	<del>200</del>

Blind hole – Machine taps, right hand



Standard

over 25 % off



UNI ISO 2 6H  
C 2-3  
TiN

VA ISO 2 6H  
C 2-3  
TiN

POWDERSTEEL  
HSS-PM  
FHA 50°  
≤ 1000 N/mm²  
≤ 2,5xD

POWDERSTEEL  
HSS-PM  
FHA 40°  
≤ 1200 N/mm²  
≤ 2,5xD

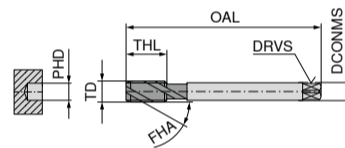
TD mm	TP mm	OAL mm	DCONMS mm	DRVS mm	PHD mm	THL mm	LU mm	Flutes	23 026 ... PG T9		23 456 ... PG T9	
									£	£	£	£
M3	0.50	56	3.5	2.7	2.5	6	18	3	<del>030</del>	<del>17.43</del>	<del>13.00</del>	<del>030</del>
M4	0.70	63	4.5	3.4	3.3	7	21	3	<del>040</del>	<del>17.43</del>	<del>13.00</del>	<del>040</del>
M5	0.80	70	6.0	4.9	4.2	8	25	3	<del>050</del>	<del>18.79</del>	<del>14.00</del>	<del>050</del>
M6	1.00	80	6.0	4.9	5.0	10	30	3	<del>060</del>	<del>24.76</del>	<del>16.00</del>	<del>060</del>
M8	1.25	90	8.0	6.2	6.8	14	35	3	<del>080</del>	<del>25.82</del>	<del>19.00</del>	<del>080</del>
M10	1.50	100	10.0	8.0	8.5	16	39	3	<del>100</del>	<del>32.54</del>	<del>24.00</del>	<del>100</del>

Blind hole – Machine taps, right hand



Standard

over 25 % off



UNI ISO 2 6H  
C 2-3  
TiN

VA ISO 2 6H  
C 2-3  
TiN

POWDERSTEEL  
HSS-PM  
FHA 50°  
≤ 1000 N/mm²  
≤ 2,5xD

POWDERSTEEL  
HSS-PM  
FHA 40°  
≤ 1200 N/mm²  
≤ 2,5xD

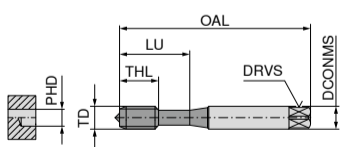
TD mm	TP mm	OAL mm	DCONMS mm	DRVS mm	PHD mm	THL mm	Flutes	23 027 ... PG T9		23 457 ... PG T9	
								£	£	£	£
M12	1.75	110	9	7	10.2	18	4	<del>120</del>	<del>38.46</del>	<del>28.00</del>	<del>120</del>
M14	2.00	110	11	9	12.0	20	4	<del>140</del>	<del>55.31</del>	<del>41.00</del>	<del>140</del>
M16	2.00	110	12	9	14.0	22	4	<del>160</del>	<del>55.31</del>	<del>41.00</del>	<del>160</del>
M16	2.00	110	12	9	14.0	22	3	<del>160</del>	<del>55.31</del>	<del>41.00</del>	<del>160</del>
M20	2.50	140	16	12	17.5	25	3	<del>200</del>	<del>69.37</del>	<del>47.00</del>	<del>200</del>

Through hole / Blind hole – Machine thread formers, right hand



Standard

over 25 % off



UNI ISO 2X 6HX  
C 2-3  
TiN

HSS-E  
≤ 850 N/mm²  
≤ 3xD

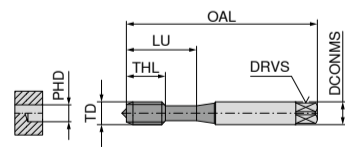
TD mm	TP mm	OAL mm	DCONMS mm	DRVS mm	PHD mm	THL mm	LU mm	23 810 ... PG T9	
								£	£
M2	0.40	45	2.8	2.1	1.85	7	12	<del>020</del>	<del>52.82</del>
M2,5	0.45	50	2.8	2.1	2.33	9	14	<del>025</del>	<del>47.05</del>
M3	0.50	56	3.5	2.7	2.80	11	18	<del>030</del>	<del>34.25</del>
M4	0.70	63	4.5	3.4	3.70	13	21	<del>040</del>	<del>34.74</del>
M5	0.80	70	6.0	4.9	4.65	15	25	<del>050</del>	<del>37.24</del>
M6	1.00	80	6.0	4.9	5.60	17	30	<del>060</del>	<del>44.70</del>
M8	1.25	90	8.0	6.2	7.45	20	35	<del>080</del>	<del>49.92</del>
M10	1.50	100	10.0	8.0	9.35	22	39	<del>100</del>	<del>66.57</del>

Through hole / Blind hole – Machine thread formers, right hand



Standard

over 25 % off



UNI SN ISO 2X 6HX  
C 2-3  
TiN


HSS-E  
≤ 850 N/mm²  
≤ 3xD

TD mm	TP mm	OAL mm	DCONMS mm	DRVS mm	PHD mm	THL mm	LU mm	23 814 ... PG T9	
								£	£
M2	0.40	45	2.8	2.1	1.85	7	12	<del>020</del>	<del>60.04</del>
M2,5	0.45	50	2.8	2.1	2.33	9	14	<del>025</del>	<del>54.40</del>
M3	0.50	56	3.5	2.7	2.80	11	18	<del>030</del>	<del>36.47</del>
M4	0.70	63	4.5	3.4	3.70	13	21	<del>040</del>	<del>78.44</del>
M5	0.80	70	6.0	4.9	4.65	15	25	<del>050</del>	<del>82.40</del>
M6	1.00	80	6.0	4.9	5.60	17	30	<del>060</del>	<del>94.58</del>
M8	1.25	90	8.0	6.2	7.45	20	35	<del>080</del>	<del>98.79</del>
M10	1.50	100	10.0	8.0	9.35	22	39	<del>100</del>	<del>69.75</del>





# THREAD MILLING CUTTERS



## Standard Line

- ▲ universal application for all materials.
- ▲ 2xD
- ▲ 3xD and 4xD
- ▲ metric fine version available in 2xD.





## Performance Line


- ▲ 4 flutes with higher feed rates for larger batch sizes and production runs.

### MonoThread – Thread milling cutter

▲ Profile corrected  
▲ Hard machining from Ø DC = 4 mm possible





over 10 % off

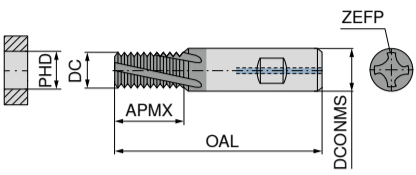



Ti500

≤ 2xD



M





Standard



DC mm	Thread	TP mm	APMX mm	DCONMS <sub>h6</sub> mm	OAL mm	ZEFP	PHD mm	Solid carbide	
2.40	M3	0.50	7.0	4	42	2	2.50	54 821 ...	PG W8/W9
3.15	M4	0.70	10.0	6	55	3	3.30	03000 <sup>1)</sup>	<del>125.68</del> 99.00
4.00	M5	0.80	12.2	6	55	3	4.20	04000 <sup>2)</sup>	<del>125.68</del> 113.00
4.80	M6	1.00	14.3	6	55	3	5.00	05000 <sup>2)</sup>	<del>125.68</del> 113.00
6.00	M8	1.25	19.0	6	60	3	6.75	06000 <sup>2)</sup>	<del>125.68</del> 113.00
8.00	M10	1.50	23.0	8	70	3	8.50	08000	<del>131.04</del> 118.00
9.90	M12	1.75	28.6	10	70	3	10.25	10000	<del>159.62</del> 143.00
11.60	M14	2.00	32.6	12	75	4	12.00	12000	<del>192.87</del> 173.00
12.00	M16	2.00	36.6	12	85	4	14.00	14000	<del>223.34</del> 200.00
14.00	M18	2.50	43.3	14	85	4	15.50	16000	<del>233.45</del> 210.00
16.00	M20	2.50	43.3	16	90	4	17.50	18000	<del>276.46</del> 248.00
								20000	<del>297.49</del> 258.00

P	●
M	○
K	●
N	●
S	●
H	●
O	●


1) DIN 6535 HA Shank / Without Through Coolant  
2) Without Through Coolant

### MonoThread – Thread milling cutter

▲ Profile corrected  
▲ Hard machining from Ø DC = 4 mm possible





over 10 % off

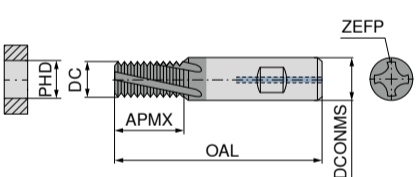



Ti500

≤ 2xD



MF





Standard

DC mm	Thread	TP mm	APMX mm	DCONMS <sub>h6</sub> mm	OAL mm	ZEFP	PHD mm	Solid carbide	
4.0	M 5x0,5	0.50	11.6	6	55	3	4.50	54 822 ...	PG W8/W9
4.8	M 6x0,75	0.75	14.5	6	55	3	5.25	05000 <sup>1)</sup>	<del>125.68</del> 113.00
6.0	M 8x1	1.00	19.3	6	60	3	7.00	06000 <sup>1)</sup>	<del>125.68</del> 113.00
8.0	M 10x1,25	1.25	21.6	8	70	3	8.75	08000	<del>131.04</del> 118.00
9.9	M 12x1	1.00	27.3	10	75	4	11.00	10000	<del>159.62</del> 143.00
9.9	M 12x1,25	1.25	27.9	10	75	4	10.75	12000	<del>192.87</del> 173.00
9.9	M 12x1,5	1.50	27.5	10	75	4	10.50	12100	<del>192.87</del> 173.00
11.6	M 14x1	1.00	31.3	12	85	4	13.00	12200	<del>192.87</del> 173.00
11.6	M 14x1,5	1.50	32.0	12	85	4	12.50	14000	<del>223.34</del> 200.00
12.0	M 16x1,5	1.50	35.0	12	85	4	14.50	14100	<del>223.34</del> 200.00
14.0	M 18x1,5	1.50	42.5	14	90	4	16.50	16000	<del>233.45</del> 210.00
16.0	M 20x1,5	1.50	42.5	16	90	4	18.50	18000	<del>276.46</del> 248.00
								20000	<del>297.49</del> 258.00



P	●
M	○
K	●
N	●
S	●
H	●
O	●

1) DIN 6535 HA Shank / Without Through Coolant


**Please Note:** G, UNF, UNC, NPT, BSF, BSW, Pg, Tr and UN also available in the main catalogue.

### MonoThread – Thread Milling Cutter

▲ Profile corrected





over 10 % off

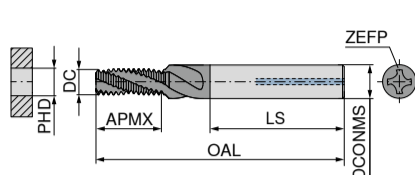



AlTiN

≤ 2xD



G





Performance

DC mm	Thread	TP mm	OAL mm	APMX mm	LS mm	DCONMS <sub>h6</sub> mm	ZEFP	Solid carbide	
7.79	G 1/8-28	0.907	74	20.35	40	10	4	8.80	50 530 ...
10.92	G 1/4-19	1.337	89	27.34	45	14	5	11.80	PG W15/D
13.92	G 3/8-19	1.337	102	35.36	48	16	5	15.25	01800
15.90	G 1-11	2.309	102	33.29	48	16	5	30.75	01400
15.98	G 1/2-14	1.814	110	42.51	50	20	5	19.00	03800
									10000
									01200

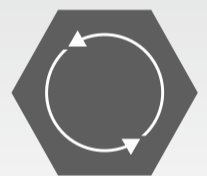
≤ 2xD	55°	G
-------	-----	---

DC mm	Thread	TP mm	OAL mm	APMX mm	LH mm	DCONMS <sub>h6</sub> mm	ZEFP	Solid carbide	
7.790	G1/8	0.907	64	2.72	19.5	8	3	01800	50 569 ...
10.015	G 1/4-3/8	1.337	73	4.01	30.0	10	4	01400	PG W15/D
12.013	G 1/2-G7/8	1.814	84	5.44	37.0	12	4	01200	<del>123.05</del> 110.00
15.900	G 1-2	2.309	105	6.93	44.0	16	4	01000	<del>145.62</del> 130.00
									<del>180.39</del> 162.00
									<del>236.47</del> 212.00

P	●
M	○
K	●
N	●
S	●
H	●
O	●



## Our recycling service


Our joint contribution for the good of the environment: we take back your carbide and process it appropriately. You receive a credit from us that you can redeem with your next tool purchase.





### MonoThread – Thread Milling Cutter

▲ Profile corrected


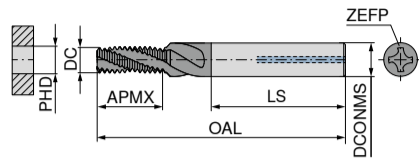
SGF  IR/IL 

≤ 2xD 

60° 

M 

over 10 % off





Performance


DC mm	Thread	TP mm	OAL mm	APMX mm	LS mm	DCONMS <sub>h6</sub> mm	ZEPF	PHD mm	50 531 ...	PG W15D
									£	£
2.44	M3	0.50	42	6.24	36	4	3	2.5	03000 <sup>1)</sup>	<del>169.04</del> 94.00
3.14	M4	0.70	49	8.00	36	6	3	3.3	04000	<del>188.02</del> 104.00
3.95	M5	0.80	55	10.00	36	6	3	4.2	05000	<del>188.02</del> 104.00
4.68	M6	1.00	55	12.47	36	6	4	5.0	06000	<del>195.11</del> 107.00
6.22	M8	1.25	62	16.83	36	8	4	6.8	08000	<del>265.60</del> 113.00
7.79	M10	1.50	74	20.20	40	10	4	8.5	10000	<del>234.08</del> 129.00
9.38	M12	1.75	79	25.32	45	12	5	10.2	12000	<del>269.59</del> 148.00
10.92	M14	2.00	89	28.93	45	14	5	12.0	14000	<del>330.44</del> 182.00
12.83	M16	2.00	102	32.94	48	16	5	14.0	16000	<del>390.08</del> 187.00
15.83	M20	2.50	110	41.17	50	20	5	17.5	20000	<del>444.36</del> 228.00


1) Without Through Coolant


### MonoThread – Thread Milling Cutter

▲ Profile corrected


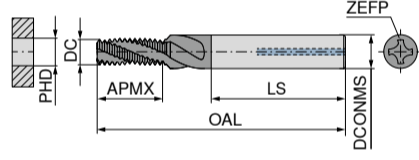
SGF  IR/IL 

≤ 2xD 

60° 




UNJC 

over 10 % off



Performance

DC mm	Thread	TP mm	OAL mm	APMX mm	LS mm	DCONMS <sub>h6</sub> mm	ZEPF	PHD mm	50 524 ...	PG W15D
									£	£
4.70	UNJC 1/4-20	0.907	55	14.27	36	6	4	5.6	01400	<del>184.30</del> 105.00
6.22	UNJC 5/16-18	1.411	62	16.32	36	8	4	7.0	05160	<del>280.55</del> 115.00
7.79	UNJC 3/8-16	1.588	74	20.01	40	10	4	8.6	03800	<del>245.04</del> 123.00
8.57	UNJC 7/16-14	1.814	79	22.87	45	12	4	10.0	07160	<del>274.32</del> 155.00
9.38	UNJC 1/2-13	1.270	79	26.75	45	12	5	11.5	01200	<del>274.32</del> 155.00

≤ 2xD  60°  UNJF 

DC mm	Thread	TP mm	OAL mm	APMX mm	LS mm	DCONMS <sub>h6</sub> mm	ZEPF	PHD mm	50 533 ...	PG W15D
									£	£
2.44	UNJF 6-40	0.635	42	7.42	28	4	3	2.95	06000	<del>183.70</del> 94.00
3.14	UNJF 8-36	0.706	49	8.91	36	6	3	3.50	08000	<del>179.03</del> 102.00
3.95	UNJF 10-32	0.794	55	9.97	36	6	3	4.10	10000	<del>179.03</del> 102.00
4.70	UNJF 1/4-28	0.907	55	14.27	36	6	4	5.60	01400	<del>184.30</del> 105.00
6.22	UNJF 5/16-24	1.058	62	16.59	36	8	4	7.00	05160	<del>280.55</del> 115.00
7.79	UNJF 3/8-24	1.058	74	19.77	40	10	4	8.60	03800	<del>245.04</del> 123.00
9.32	UNJF 7/16-20	1.270	79	22.39	45	12	5	10.00	07160	<del>245.04</del> 123.00
9.38	UNJF 1/2-20	1.270	79	25.34	45	12	5	11.50	01200	<del>274.32</del> 155.00
12.90	UNJF 5/8-18	1.411	102	33.59	48	16	5	14.50	05800	<del>326.45</del> 187.00

P	•
M	•
K	•
N	•
S	•
H	•
O	•



Technical support: 0800 073 2 075  
3 time served engineers,  
available from 8:00 am to 6:00 pm, Monday to Friday  
Email: techsupport.uk@ceratizit.com





Order by 6:00 pm and get your  
guaranteed free express delivery





When you see this logo it's  
in stock in Sheffield


### MonoThread – Circular shank thread milling cutter

▲ Profile corrected


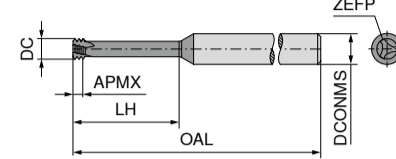
ZSGF  IR/IL 

≤ 3xD 

60° 




M 

over 10 % off



Performance

DC mm	Thread	TP mm	OAL mm	APMX mm	LH mm	DCONMS <sub>h6</sub> mm	ZEPF	50 545 ...	PG W15D
								£	£
1.53	M2	0.40	39	0.80	6.0	3	3	02000	<del>96.04</del> 87.00
2.37	M3	0.50	58	1.35	9.5	6	3	03000	<del>96.04</del> 87.00
3.10	M4	0.70	58	1.95	12.5	6	3	04000	<del>96.04</del> 87.00
3.80	M5	0.80	58	2.30	16.0	6	3	05000	<del>96.04</del> 87.00
4.65	M6	1.00	58	2.70	20.0	6	3	06000	<del>96.04</del> 87.00
6.00	M8	1.25	58	3.20	24.0	6	3	08000	<del>96.04</del> 87.00
7.80	M10	1.50	64	3.80	31.5	8	3	10000	<del>120.79</del> 109.00
9.00	M12	1.75	73	4.55	37.8	10	3	12000	<del>135.78</del> 122.00

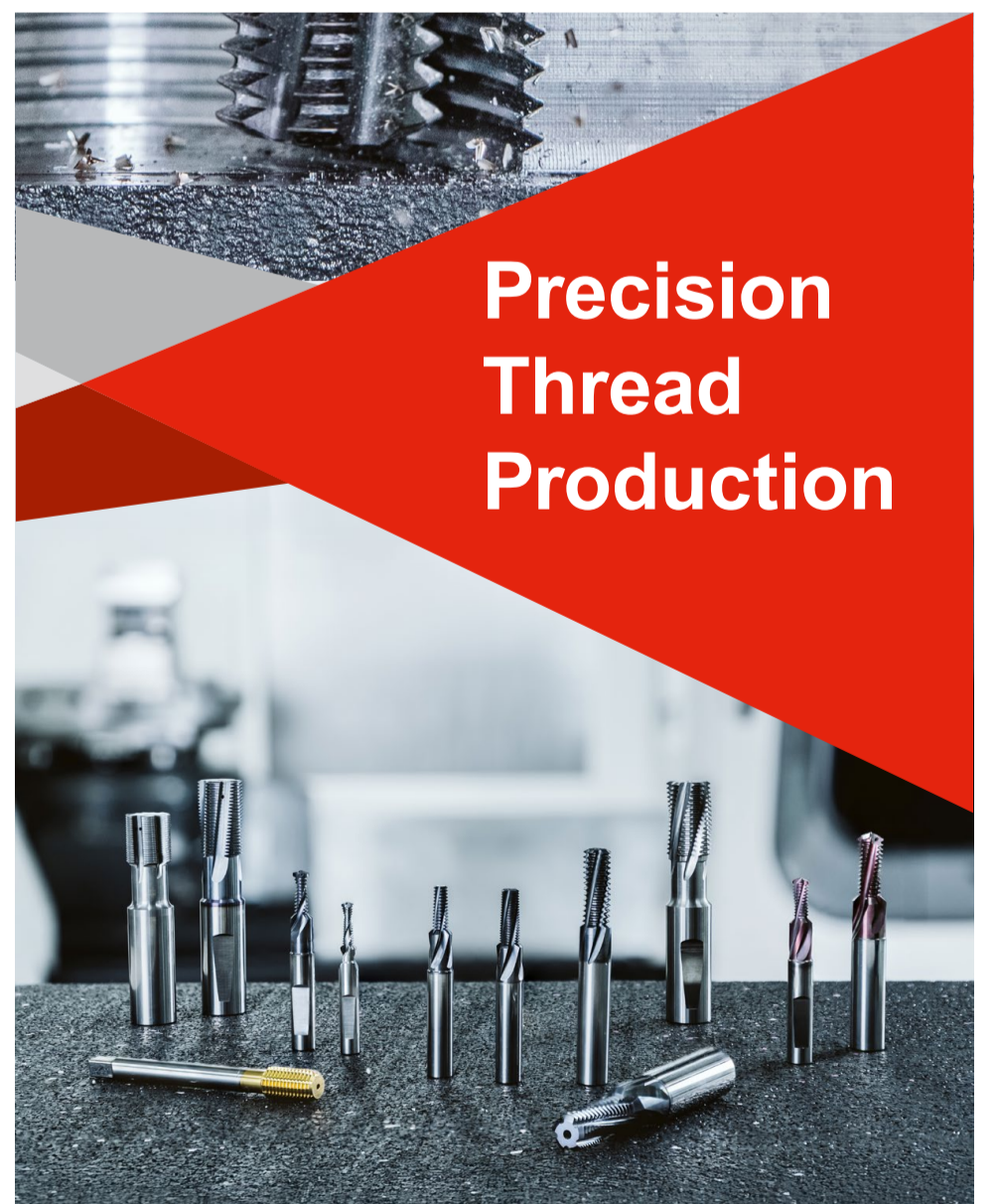
≤ 4xD  60°  M 




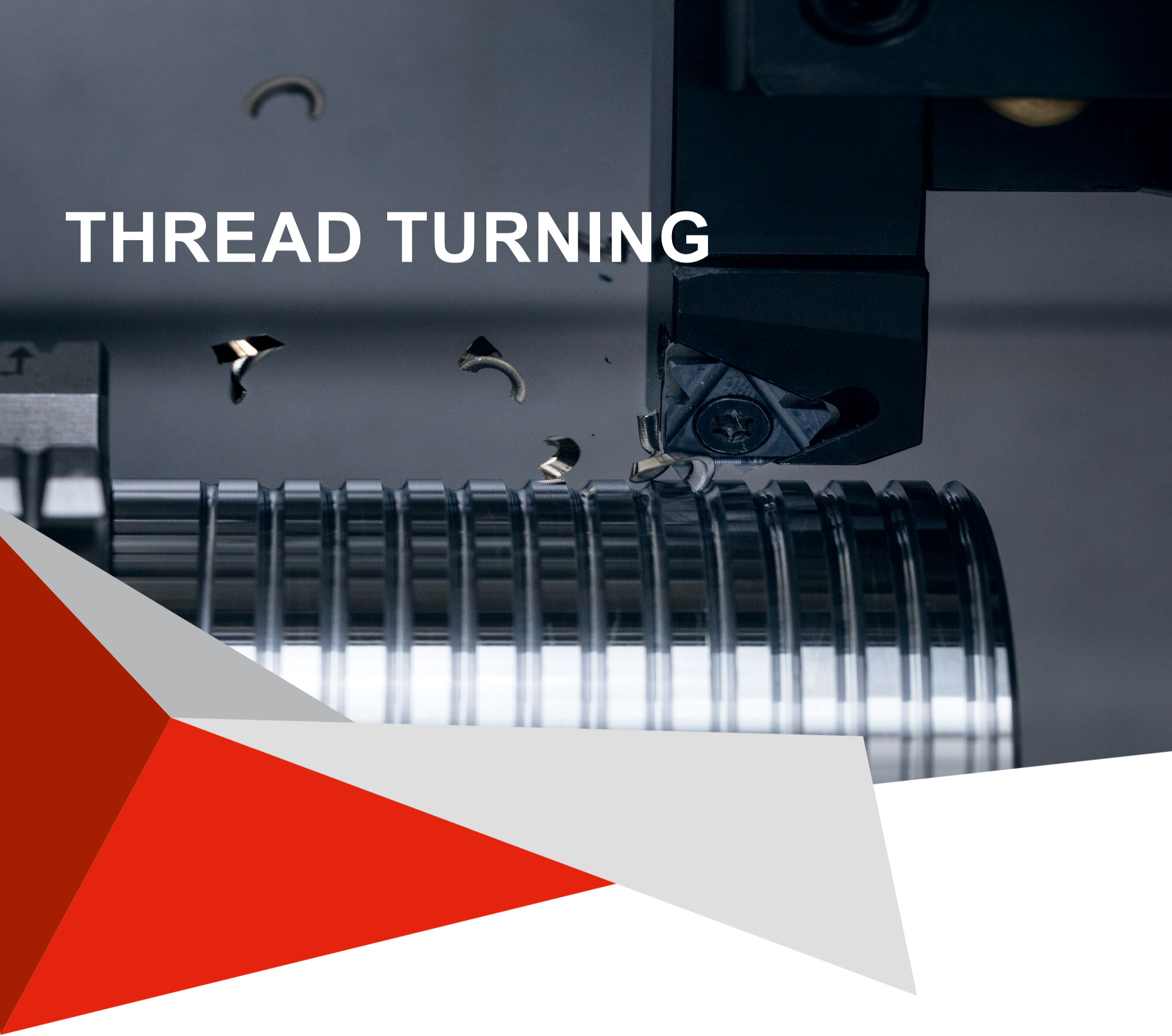
DC mm	Thread	TP mm	OAL mm	APMX mm	LH mm	DCONMS <sub>h6</sub> mm	ZEPF	50 550 ...	PG W15D
								£	£
1.53	M2	0.40	39	1.00	10.4	3	3	02000 <sup>1)</sup>	<del>100.10</del> 98.00
2.37	M3	0.50	39	1.30	12.5	3	3	03000	<del>104.25</del> 94.00
3.10	M4	0.70	58	1.80	16.7	6	3	04000	<del>104.25</del> 94.00
4.00	M5	0.80	58	2.10	20.8	6	3	05000	<del>104.25</del> 94.00
4.80	M6	1.00	58	2.55	25.0	6	3	06000	<del>104.25</del> 94.00
6.40	M8	1.25	64	3.15	33.5	8	3	08000	<del>120.22</del> 116.00
8.00	M10	1.50	76	3.85	41.5	8	3	10000	<del>120.22</del> 116.00

P	•
M	•
K	•
N	•
S	•
H	•
O	•


1) 5xD




# THREAD TURNING



CCN20 – Universal grade for all normal materials.



CTPX525 – Universal grade for use on all normal materials.



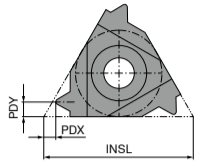
CTPM520 – Tough and temperature/wear resistant grade for machining stainless steels and hard to machine materials.

### Right hand external thread turning insert


▲ Full profile



Performance



over 45 % off



Designation	TP mm	INSL mm	PDX mm	PDY mm	ER		
					71 220 ...	PG	X3
11 ER 0,35	0.35	11	0.8	0.4	204	<del>36.00</del>	16.00
11 ER 0,4	0.40	11	0.7	0.4	206	<del>36.00</del>	16.00
11 ER 0,45	0.45	11	0.7	0.4	208	<del>36.00</del>	16.00
11 ER 0,5	0.50	11	0.6	0.6	209	<del>36.00</del>	16.00
11 ER 0,6	0.60	11	0.6	0.6	210	<del>36.00</del>	16.00
11 ER 0,7	0.70	11	0.6	0.6	211	<del>36.00</del>	16.00
11 ER 0,75	0.75	11	0.6	0.6	212	<del>36.00</del>	16.00
11 ER 0,8	0.80	11	0.6	0.6	213	<del>36.00</del>	16.00
11 ER 1,0	1.00	11	0.7	0.7	214	<del>36.00</del>	16.00
11 ER 1,25	1.25	11	0.8	0.9	216	<del>36.00</del>	16.00
11 ER 1,5	1.50	11	0.8	1.0	218	<del>36.00</del>	16.00
11 ER 1,75	1.75	11	0.8	1.1	220	<del>36.00</del>	16.00

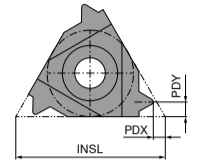
P	●
M	●
K	●
N	●
S	○
H	○
O	○

### Right hand internal thread turning insert


▲ Full profile



Performance



over 45 % off



Designation	TP mm	INSL mm	PDX mm	PDY mm	IR		
					71 224 ...	PG	X3
11 IR 0,35	0.35	11	0.8	0.3	204	<del>31.00</del>	17.00
11 IR 0,5	0.50	11	0.6	0.6	210	<del>31.00</del>	17.00
11 IR 0,7	0.70	11	0.6	0.6	211	<del>31.00</del>	17.00
11 IR 0,75	0.75	11	0.6	0.6	212	<del>31.00</del>	17.00
11 IR 0,8	0.80	11	0.6	0.6	213	<del>31.00</del>	17.00
11 IR 1,0	1.00	11	0.6	0.7	214	<del>31.00</del>	17.00
11 IR 1,25	1.25	11	0.8	0.9	216	<del>31.00</del>	17.00
11 IR 1,5	1.50	11	0.8	1.0	218	<del>31.00</del>	17.00
11 IR 1,75	1.75	11	0.9	1.1	220	<del>31.00</del>	17.00
11 IR 2,0	2.00	11	0.9	1.1	222	<del>31.00</del>	17.00
11 IR 2,5	2.50	11	0.9	1.1	224	<del>31.00</del>	17.00

P	●
M	●
K	●
N	●
S	○
H	○
O	○

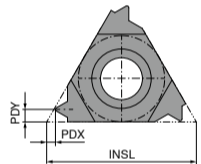
### Right hand external thread turning insert

▲ Thread-turning inserts precision-sintered with chip breaker



▲ Full profile



Performance



over 45 % off



Designation	TP mm	INSL mm	PDX mm	PDY mm	ER-M		
					71 220 ...	PG	X3
16 ER-M 1,0	1.00	16	0.7	0.7	04400	<del>15.50</del>	9.00
16 ER-M 1,25	1.25	16	0.8	0.9	04600	<del>15.50</del>	9.00
16 ER-M 1,5	1.50	16	0.8	1.0	04800	<del>15.50</del>	9.00
16 ER-M 1,75	1.75	16	0.9	1.2	05000	<del>15.50</del>	9.00
16 ER-M 2,0	2.00	16	1.0	1.3	05200	<del>15.50</del>	9.00
16 ER-M 2,5	2.50	16	1.1	1.5	05400	<del>15.50</del>	9.00
16 ER-M 3,0	3.00	16	1.2	1.6	05600	<del>15.50</del>	9.00

P	●
M	○
K	○
N	○
S	○
H	○
O	○

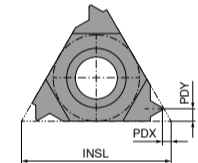
### Right hand internal thread turning insert

▲ Thread-turning inserts precision-sintered with chip breaker


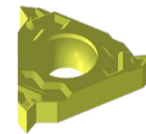
▲ Full profile



Performance



over 45 % off



Designation	TP mm	INSL mm	PDX mm	PDY mm	IR-M		
					71 224 ...	PG	X3
16 IR-M 1,0	1.00	16	0.6	0.7	04400	<del>15.50</del>	9.00
16 IR-M 1,25	1.25	16	0.8	0.9	04600	<del>15.50</del>	9.00
16 IR-M 1,5	1.50	16	0.8	1.0	04800	<del>15.50</del>	9.00
16 IR-M 1,75	1.75	16	0.9	1.2	05000	<del>15.50</del>	9.00
16 IR-M 2,0	2.00	16	1.0	1.3	05200	<del>15.50</del>	9.00
16 IR-M 2,5	2.50	16	1.1	1.5	05400	<del>15.50</del>	9.00
16 IR-M 3,0	3.00	16	1.1	1.5	05600	<del>15.50</del>	9.00

P	●
M	○
K	○
N	○
S	○
H	○
O	○

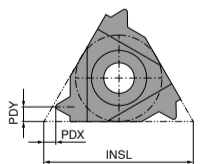
### Right hand external thread turning insert

▲ Full profile


▲ CCN7525 grade with sintered chip breaker for universal application



Performance



over 45 % off




Designation	TPI 1/"	INSL mm	PDX mm	PDY mm	ER		
					71 228 ...	PG	X3
16 ER 11	11	16	1.1	1.5	966	<del>25.30</del>	3.00
16 ER 14	14	16	1.0	1.2	962	<del>25.30</del>	3.00
16 ER 19	19	16	0.8	1.0	956	<del>25.30</del>	3.00

P	●
M	●
K	●
N	●
S	●
H	○
O	○

## Tool data always at your fingertips

Cutting data and CAD models for day-to-day assistance

In addition to detailed cutting data we also offer 2D and 3D models to assist you with your tool management or for simulating an operation. All data for this Service is available for you in our Online Shop.



**Technical support: 0800 073 2 075**  
3 time served engineers,  
available from 8:00 am to 6:00 pm, Monday to Friday  
Email: techsupport.uk@ceratizit.com



Order by 6:00 pm and get your guaranteed free express delivery

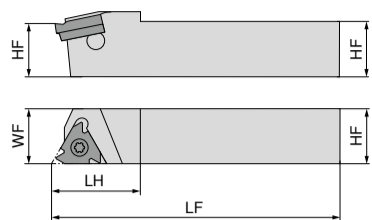


When you see this logo it's in stock in Sheffield

## Standard External Thread Turning Holder


▲ Tool Holder with Approach Angle  $\beta = 1,5^\circ$

Performance



Illustrations show right-hand versions

over 85 % off



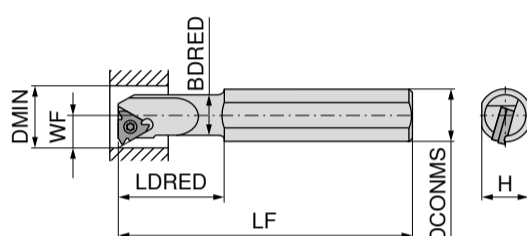
ISO designation	HF	WF	LF	LH	H	Insert	torque moment
	mm	mm	mm	mm	mm		Nm
SE R 12 12 F16	12	16	80	22	12	16 ..	3,5
SE R 16 16 H16	16	16	100	25	16	16 ..	3,5
SE R 20 20 K16	20	20	125	30	20	16 ..	3,5
SE R 25 25 M16	25	25	150	30	25	16 ..	3,5
SE R 32 32 P16	32	32	170	30	32	16 ..	3,5

Right-hand		
71 280 ...	PG	Y2
	£	£
012	<del>442.49</del>	21.00
016	<del>475.03</del>	26.00
020	<del>475.03</del>	26.00
025	<del>499.75</del>	29.00
032	<del>249.52</del>	32.00

## Standard Internal Thread Turning Holder

▲ Tool Holder with Approach Angle  $\beta = 1,5^\circ$

Performance



Illustrations show right-hand versions

over 85 % off



ISO designation	H	LF	LDRED	DCONMS	BDRED	WF	DMIN	Insert	torque moment
	mm	mm	mm	mm	mm	mm	mm		Nm
SI R 0010 H11	9.0	100	25	10	9.5	7.4	12	11 ..	1,3
SI R/L 0010 K11	14.0	125	25	16	10.0	7.4	12	11 ..	1,3
SI R 0013 L11	14.0	140	32	16	12.0	8.9	15	11 ..	1,3
SI R/L 0013 M16	14.0	150	32	16	13.0	10.2	16	16 ..	3,5
SI R/L 0016 P16	18.0	170	40	20	15.0	11.7	19	16 ..	3,5
SI R/L 0020 P16	18.0	170	40	20	19.5	13.7	24	16 ..	3,5
SI R 0025 R16	22.6	200	40	25	24.5	16.2	29	16 ..	3,5
SI R/L 0032 S16	28.8	250	50	32	31.5	19.7	36	16 ..	3,5
SI R 0040 T16	36.0	300	50	40	39.5	23.7	44	16 ..	3,5

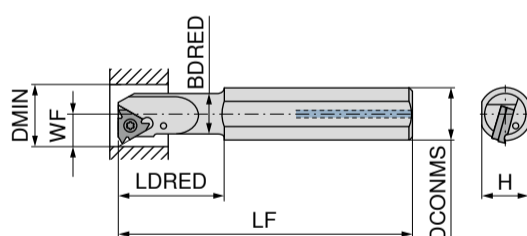
Left-hand			Right-hand		
71 283 ...	PG	Y2	71 282 ...	PG	Y2
	£	£		£	£
010 <sup>1)</sup>	<del>453.26</del>	22.00	011 <sup>1)</sup>	<del>499.75</del>	29.00
			010 <sup>1)</sup>	<del>453.26</del>	22.00
			013 <sup>1)</sup>	<del>464.16</del>	24.00
015 <sup>1)</sup>	<del>466.02</del>	25.00	015 <sup>1)</sup>	<del>466.02</del>	25.00
016 <sup>1)</sup>	<del>466.02</del>	25.00	016 <sup>1)</sup>	<del>466.02</del>	25.00
020	<del>496.78</del>	29.00	020	<del>496.78</del>	29.00
			026	<del>299.25</del>	35.00
032	<del>257.09</del>	38.00	032	<del>257.09</del>	38.00
			040	<del>381.69</del>	57.00

1) without shim

## Standard Internal Thread Turning Holder with thro' coolant

▲ Tool Holder with Approach Angle  $\beta = 1,5^\circ$

Performance



Illustrations show right-hand versions

over 85 % off



ISO designation	H	LF	LDRED	DCONMS	BDRED	WF	DMIN	Insert	torque moment
	mm	mm	mm	mm	mm	mm	mm		Nm
SI R 0010 M11CB	9.0	150	25	10	9.5	7.4	12	11 ..	1,3
SI R 0012 P11CB	11.0	170	30	12	11.5	8.4	15	11 ..	1,3
SI R/L 0010 K11B	14.0	125	25	16	10.0	7.4	12	11 ..	1,3
SI R/L 0013 M16B	14.0	150	32	16	13.0	10.2	16	16 ..	3,5
SI R 0016 P16B	18.0	170	40	20	16.0	11.7	19	16 ..	3,5
SI R 0020 P16B	18.0	170	40	20	19.5	13.7	24	16 ..	3,5
SI R/L 0032 S16B	28.8	250	50	32	31.5	19.7	36	16 ..	3,5


Left-hand			Right-hand		
71 283 ...	PG	Y2	71 282 ...	PG	Y2
	£	£		£	£
310	<del>483.54</del>	27.00	510 <sup>2)</sup>	<del>626.89</del>	94.00
			512 <sup>2)</sup>	<del>666.47</del>	99.00
315	<del>499.75</del>	29.00	310	<del>483.54</del>	27.00
			315	<del>499.75</del>	29.00
			316	<del>499.75</del>	29.00
332 <sup>1)</sup>	<del>299.70</del>	43.00	320 <sup>1)</sup>	<del>295.30</del>	35.00
			332 <sup>1)</sup>	<del>299.70</del>	43.00

1) with shim seat  
2) Carbide version







# TURNING



CTCP115 / CTCP125 / CTCP135 – P  
High performance turning of steels with wear detection feature.



CTCM120 / CTCM130  
High performance turning of stainless steels.



CTPX710 / CTPX715  
High performance universal grade on difficult to machine materials.

# Steel machining made easy

The new ISO-P grades with indicator layer for high-performance turning processes!

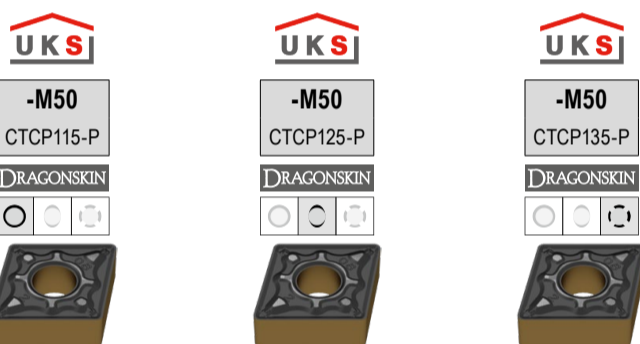
## SPECIAL OFFER

Buy 30 inserts and get a tool holder for only £10

→ valid for inserts on page 34–39

→ See tool holders on page 40–42

### CNMG



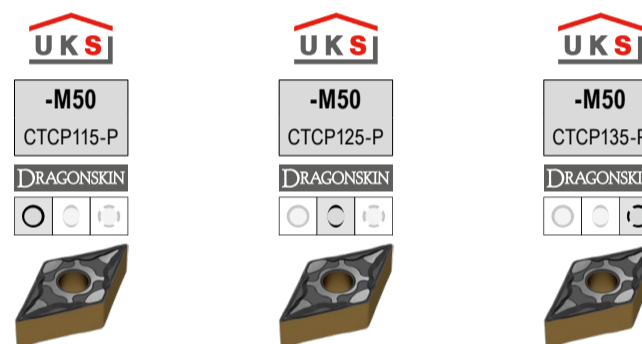
Performance

over 40 % off

ISO	RE mm	76 135 ... M PG 1A/08		76 135 ... M PG 1A/08		76 135 ... M PG 1A/08	
		£	£	£	£	£	£
120404EN	0.4	32801	<del>13.84</del>	8.00	52801	<del>13.84</del>	8.00
120408EN	0.8	33001	<del>13.84</del>	8.00	53001	<del>13.84</del>	8.00
120412EN	1.2	32001	<del>13.84</del>	8.00	53201	<del>13.84</del>	8.00
120416EN	1.6	33401	<del>13.84</del>	8.00	53401	<del>13.84</del>	8.00
160608EN	0.8	34201	<del>22.35</del>	13.00	54201	<del>22.35</del>	13.00
160612EN	1.2	34401	<del>22.35</del>	13.00	54401	<del>22.35</del>	13.00
160616EN	1.6	34601	<del>22.35</del>	13.00	54601	<del>22.35</del>	13.00

P	●	●	●
M			
K	○	○	○
N			
S			
H			
O			

### DNMG



Performance

over 40 % off

ISO	RE mm	76 136 ... M PG 1A/08		76 136 ... M PG 1A/08		76 136 ... M PG 1A/08	
		£	£	£	£	£	£
110404EN	0.4	30401	<del>14.76</del>	8.00	50401	<del>14.76</del>	8.00
110408EN	0.8	30601	<del>14.76</del>	8.00	50601	<del>14.76</del>	8.00
110412EN	1.2	30801	<del>14.76</del>	8.00	50801	<del>14.76</del>	8.00
150404EN	0.4	31601	<del>17.99</del>	10.00	51401	<del>17.99</del>	10.00
150408EN	0.8	31801	<del>17.99</del>	10.00	51801	<del>17.99</del>	10.00
150412EN	1.2	32001	<del>17.99</del>	10.00	51601	<del>17.99</del>	10.00
150416EN	1.6	32201	<del>17.99</del>	10.00	52201	<del>17.99</del>	10.00
150604EN	0.4	32801	<del>19.39</del>	11.00	52801	<del>19.39</del>	11.00
150608EN	0.8	33001	<del>19.39</del>	11.00	53001	<del>19.39</del>	11.00
150612EN	1.2	33201	<del>19.39</del>	11.00	53201	<del>19.39</del>	11.00
150616EN	1.6	33401	<del>19.39</del>	11.00	53401	<del>19.39</del>	11.00

P	●	●	●
M			
K	○	○	○
N			
S			
H			
O			

### TNMG



Performance

over 40 % off

ISO	RE mm	76 138 ... M PG 1A/08		76 138 ... M PG 1A/08		76 138 ... M PG 1A/08	
		£	£	£	£	£	£
160404EN	0.4	31601	<del>12.35</del>	7.00	51601	<del>12.35</del>	7.00
160408EN	0.8	31801	<del>12.35</del>	7.00	51801	<del>12.35</del>	7.00
160412EN	1.2	32001	<del>12.35</del>	7.00	52001	<del>12.35</del>	7.00
220408EN	0.8	33001	<del>16.69</del>	10.00	53001	<del>16.69</del>	10.00
220412EN	1.2	33201	<del>16.69</del>	10.00	53201	<del>16.69</del>	10.00

P	●	●	●
M			
K	○	○	○
N			
S			
H			
O			

### WNMG



Performance

over 40 % off

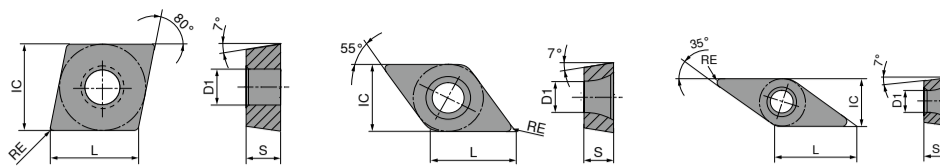
ISO	RE mm	76 139 ... M PG 1A/08		76 139 ... M PG 1A/08		76 139 ... M PG 1A/08	
		£	£	£	£	£	£
060404EN	0.4	30401	<del>12.06</del>	7.00	50401	<del>12.06</del>	7.00
060408EN	0.8	30601	<del>12.06</del>	7.00	50601	<del>12.06</del>	7.00
060412EN	1.2	30801	<del>12.06</del>	7.00	50801	<del>12.06</del>	7.00
080404EN	0.4	31601	<del>15.18</del>	9.00	51601	<del>15.18</del>	9.00
080408EN	0.8	31801	<del>15.18</del>	9.00	51801	<del>15.18</del>	9.00
080412EN	1.2	32001	<del>15.18</del>	9.00	52001	<del>15.18</del>	9.00
080416EN	1.6	32201	<del>15.18</del>	9.00	52201	<del>15.18</del>	9.00

P	●	●	●
M			
K	○	○	○
N			
S			
H			
O			



CCMT / DCMT / VCMT

Designation	L	S	D1	IC
	mm	mm	mm	mm
CCMT 0602..	6.40	2.38	2.8	6.35
DCMT 0702..	7.75	2.38	2.8	6.35
CCMT 09T3..	9.70	3.97	4.4	9.52
DCMT 11T3..	11.60	3.97	4.4	9.52
DCMT 0702..	11.60	3.97	4.4	9.52
CCMT 1204..	12.90	4.76	5.5	12.70
VCMT 1604..	16.60	4.76	4.4	9.52



CCMT

**-SF**  
CTCP115-P  
DRAGONSkin

**-SF**  
CTCP125-P  
DRAGONSkin

**-SF**  
CTCP135-P  
DRAGONSkin

**-SM**  
CTCP115-P  
DRAGONSkin

**-SM**  
CTCP125-P  
DRAGONSkin

**-SM**  
CTCP135-P  
DRAGONSkin

Performance

over 40 % off

ISO	RE mm	76 253 ... PG 1A/08		76 253 ... PG 1A/08		76 253 ... PG 1A/08		76 252 ... PG 1A/08		76 252 ... PG 1A/08		76 252 ... PG 1A/08	
		F	£	£	F	£	£	M	£	£	M	£	£
060204EN	0.4	30401	<del>9.44</del>	5.00	50401	<del>9.44</del>	5.00	70401	<del>9.44</del>	5.00	30401	<del>9.44</del>	5.00
060208EN	0.8										50401	<del>9.44</del>	5.00
09T304EN	0.4	31601	<del>11.75</del>	7.00	51601	<del>11.75</del>	7.00	71601	<del>11.75</del>	7.00	31601	<del>11.75</del>	7.00
09T308EN	0.8										51601	<del>11.75</del>	7.00
120404EN	0.4	31801	<del>11.75</del>	7.00	51801	<del>11.75</del>	7.00	71801	<del>11.75</del>	7.00	31801	<del>11.75</del>	7.00
120408EN	0.8										51801	<del>11.75</del>	7.00
120412EN	1.2										52801	<del>16.54</del>	9.00
											53001	<del>16.54</del>	9.00
											32801	<del>16.54</del>	9.00
											33001	<del>16.54</del>	9.00
											53201	<del>16.54</del>	9.00

P	●	●	●	●	●
M					
K	○	○	○	○	○
N					
S					
H					
O					

DCMT

**-SF**  
CTCP125-P  
DRAGONSkin

**-SF**  
CTCP135-P  
DRAGONSkin

**-SM**  
CTCP115-P  
DRAGONSkin

**-SM**  
CTCP125-P  
DRAGONSkin

**-SM**  
CTCP135-P  
DRAGONSkin

Performance

over 40 % off

ISO	RE mm	76 259 ... PG 1A/08		76 259 ... PG 1A/08		76 258 ... PG 1A/08		76 258 ... PG 1A/08		76 258 ... PG 1A/08			
		F	£	£	F	£	£	M	£	£	M	£	£
070204EN	0.4	50401	<del>9.44</del>	5.00	70401	<del>9.44</del>	5.00	30401	<del>9.44</del>	5.00	50401	<del>9.44</del>	5.00
070208EN	0.8							30601	<del>9.44</del>	5.00	50601	<del>9.44</del>	5.00
11T304EN	0.4	51601	<del>13.25</del>	7.00	71601	<del>13.25</del>	7.00	31601	<del>13.25</del>	7.00	51601	<del>13.25</del>	7.00
11T308EN	0.8							31801	<del>13.25</del>	7.00	51801	<del>13.25</del>	7.00
11T312EN	1.2										52001	<del>13.25</del>	7.00

P	●	●	●	●	●
M					
K	○	○	○	○	○
N					
S					
H					
O					

VCMT

**-SF**  
CTCP125-P  
DRAGONSkin

**-SF**  
CTCP135-P  
DRAGONSkin

**-SM**  
CTCP115-P  
DRAGONSkin

**-SM**  
CTCP125-P  
DRAGONSkin

**-SM**  
CTCP135-P  
DRAGONSkin

Performance

over 40 % off

ISO	RE mm	76 279 ... PG 1A/08		76 279 ... PG 1A/08		76 278 ... PG 1A/08		76 278 ... PG 1A/08		76 278 ... PG 1A/08			
		F	£	£	F	£	£	M	£	£	M	£	£
160404EN	0.4	52801	<del>19.39</del>	11.00	72801	<del>19.39</del>	11.00	32801	<del>19.39</del>	11.00	52801	<del>19.39</del>	11.00
160406EN	0.6							32901	<del>19.39</del>	11.00			
160408EN	0.8							33001	<del>19.39</del>	11.00	53001	<del>19.39</del>	11.00
160412EN	1.2							33201	<del>19.39</del>	11.00	53201	<del>19.39</del>	11.00

P	●	●	●	●	●
M					
K	○	○	○	○	○
N					
S					
H					
O					



**UK LOGISTICS**  
WHEN YOU SEE THIS LOGO  
IT'S IN STOCK IN SHEFFIELD



Technical support: 0800 073 2 075  
3 time served engineers,  
available from 8:00 am to 6:00 pm, Monday to Friday  
Email: techsupport.uk@ceratizit.com



Order by 6:00 pm and get your  
guaranteed free express delivery



When you see this logo it's  
in stock in Sheffield

# STAINLESS STEEL MACHINING MADE EASY


## Dragonskin – new grades with the high-performance coating technology from CERATIZIT

Always the right solution for machining austenitic, stainless steels. In addition to the established CTPM125, two new grades now round off our product range: the more wear-resistant CTCM120 and the tougher CTCM130. Thanks to the Dragonskin coating, both grades are high performers and process-secure.



### CTCM120

- ▲ Wear-resistant grade for austenitic steels
- ▲ High cutting speeds
- ▲ For a smooth cut

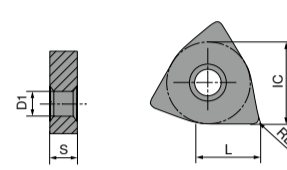
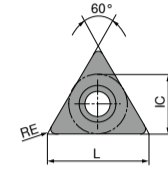
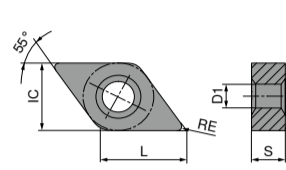
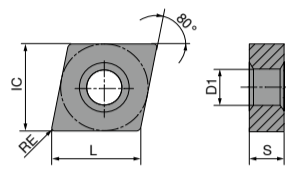


### CTCM130

- ▲ Tough carbide grade for interrupted cuts
- ▲ Guaranteed process security
- ▲ For lower cutting speeds and unstable conditions

## CNMG / DNMG / WNMG / TNMG

Designation	L mm	S mm	D1 mm	IC mm
WNMG 0604..	6.5	4.76	3.81	9.52
WNMG 0804..	8.6	4.76	5.16	12.70
DNMG 1104..	11.6	4.76	3.81	9.52
CNMG 1204..	12.9	4.76	5.16	12.70
DNMG 1506..	15.5	6.35	5.16	12.70
TNMG 1604..	16.5	4.76	3.81	9.52



### CNMG





**-M30**  
CTCM120

**-M30**  
CTCM130

DRAGONSKIN

DRAGONSKIN



Performance

**over 40 % off**

ISO	RE mm	75 011 ... PG 1A/08		75 011 ... PG 1A/08	
		£	£	£	£
120408EN	0.8	13000	<del>13.84</del> 8.00	33000	<del>13.84</del> 8.00
120412EN	1.2	13200	<del>13.84</del> 8.00	33200	<del>13.84</del> 8.00
120416EN	1.6	13400	<del>13.84</del> 8.00	33400	<del>13.84</del> 8.00

P	○	○
M	●	●
K		
N		
S		○
H		
O		

### DNMG





**-M30**  
CTCM120

**-M30**  
CTCM130

DRAGONSKIN

DRAGONSKIN



Performance

**over 40 % off**

ISO	RE mm	75 014 ... PG 1A/08		75 014 ... PG 1A/08	
		£	£	£	£
110408EN	0.8	10600	<del>14.76</del> 8.00	30600	<del>14.76</del> 8.00
110412EN	1.2	10800	<del>14.76</del> 8.00	30800	<del>14.76</del> 8.00
150608EN	0.8	13000	<del>19.39</del> 11.00	33000	<del>19.39</del> 11.00
150612EN	1.2	13200	<del>19.39</del> 11.00	33200	<del>19.39</del> 11.00

P	○	○
M	●	●
K		
N		
S		○
H		
O		

### TNMG



**-M30**  
CTCM120

**-M30**  
CTCM130

DRAGONSKIN

DRAGONSKIN



Performance

**over 40 % off**

ISO	RE mm	75 020 ... PG 1A/08		75 020 ... PG 1A/08	
		£	£	£	£
160408EN	0.8	11800	<del>12.35</del> 7.00	31800	<del>12.35</del> 7.00
160412EN	1.2	12000	<del>12.35</del> 7.00	32000	<del>12.35</del> 7.00

P	○	○
M	●	●
K		
N		
S		○
H		
O		

### WNMG



**-M30**  
CTCM120

**-M30**  
CTCM130

DRAGONSKIN

DRAGONSKIN



Performance

**over 40 % off**

ISO	RE mm	75 025 ... PG 1A/08		75 025 ... PG 1A/08	
		£	£	£	£
060408EN	0.8	10600	<del>12.06</del> 7.00	30600	<del>12.06</del> 7.00
060412EN	1.2	10800	<del>12.06</del> 7.00	30800	<del>12.06</del> 7.00
080408EN	0.8	11800	<del>15.18</del> 9.00	31800	<del>15.18</del> 9.00
080412EN	1.2	12000	<del>15.18</del> 9.00	32000	<del>15.18</del> 9.00

P	○	○
M	●	●
K		
N		
S		○
H		
O		



## Stock around the clock!



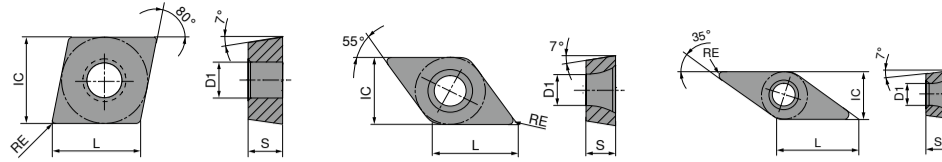
### Tool Supply 24/7

If you install a Tool-O-Mat it means that we take on all the procurement and stocking costs for you. You have 100 % availability of all tools at all times and without expenditure.



CCMT / DCMT / VCMT

Designation	L	S	D1	IC
	mm	mm	mm	mm
CCMT 0602..	6.40	2.38	2.8	6.35
DCMT 0702..	7.75	2.38	2.8	6.35
CCMT 09T3..	9.70	3.97	4.4	9.52
DCMT 11T3..	11.60	3.97	4.4	9.52
VCMT 1604..	16.60	4.76	4.4	9.52



CCMT

Performance

over 40 % off

ISO	RE
	mm
060204EN	0.4
09T304EN	0.4
09T308EN	0.8

	P	M	K	N	S	H	O

**-M25**  
CTCM120

DRAGONSKIN

F

75 210 ... PG 1A/08

£	£
10400	5.00
11600	7.00
11800	7.00

**-M25**  
CTCM130

DRAGONSKIN

F

75 210 ... PG 1A/08

£	£
30400	5.00
31600	7.00
31800	7.00

DCMT

Performance

over 40 % off

ISO	RE
	mm
070202EN	0.2
070204EN	0.4
11T302EN	0.2
11T304EN	0.4
11T308EN	0.8

	P	M	K	N	S	H	O

**-M25**  
CTCM120

DRAGONSKIN

F

75 213 ... PG 1A/08

£	£
10200	5.00
10400	5.00
11400	7.00
11600	7.00
11800	7.00

**-M25**  
CTCM130

DRAGONSKIN

F

75 213 ... PG 1A/08

£	£
30200	5.00
30400	5.00
31400	7.00
31600	7.00
31800	7.00

VCMT

Performance

over 40 % off

ISO	RE
	mm
160404EN	0.4
160408EN	0.8

	P	M	K	N	S	H	O

**-M25**  
CTCM120

DRAGONSKIN

F

75 219 ... PG 1A/08

£	£
12800	11.00
13000	11.00

**-M25**  
CTCM130

DRAGONSKIN

F

75 219 ... PG 1A/08

£	£
32800	11.00
33000	11.00



Register your subscription to get our **BEST WEEKLY DEALS!**



[cuttingtools.ceratizit.com/gb/en/footer/subscription.html](http://cuttingtools.ceratizit.com/gb/en/footer/subscription.html)



**Technical support: 0800 073 2 075**  
3 time served engineers,  
available from 8:00 am to 6:00 pm, Monday to Friday  
Email: [techsupport.uk@ceratizit.com](mailto:techsupport.uk@ceratizit.com)



Order by 6:00 pm and get your guaranteed free express delivery



When you see this logo it's in stock in Sheffield

# X7-Line

HRSA and Ti machining made easy

## CNMG


Performance

over 40 % off



-M34  
CTPX710

DRAGONSKIN



ISO	RE mm	75 003 ...	PG 1A/08
		£	£
120404EN	0.4	62800	<del>13.02</del> 7.00
120408EN	0.8	63000	<del>13.02</del> 7.00
120412EN	1.2	63200	<del>13.02</del> 7.00
120416EN	1.6	63400	<del>13.02</del> 7.00

P	•
M	•
K	•
N	○
S	•
H	•
O	•

## DNMG


Performance

over 40 % off



-M34  
CTPX710

DRAGONSKIN



ISO	RE mm	75 004 ...	PG 1A/08
		£	£
150404EN	0.4	61600	<del>18.69</del> 11.00
150408EN	0.8	61800	<del>18.69</del> 11.00
150412EN	1.2	62000	<del>18.69</del> 11.00
150608EN	0.8	63000	<del>20.48</del> 12.00
150612EN	1.2	63200	<del>20.48</del> 12.00

P	•
M	•
K	•
N	○
S	•
H	•
O	•

## TNMG

Performance

over 40 % off



-M34  
CTPX710

DRAGONSKIN



ISO	RE mm	75 006 ...	PG 1A/08
		£	£
160408EN	0.8	61800	<del>12.25</del> 7.00
220404EN	0.4	62800	<del>17.61</del> 10.00
220408EN	0.8	63000	<del>17.61</del> 10.00
220416EN	1.6	63400	<del>17.61</del> 10.00

P	•
M	•
K	•
N	○
S	•
H	•
O	•

## VNMG


Performance

over 40 % off



-M34  
CTPX710

DRAGONSKIN



ISO	RE mm	75 009 ...	PG 1A/08
		£	£
160404EN	0.4	61600	<del>23.70</del> 14.00
160408EN	0.8	61800	<del>23.70</del> 14.00
160412EN	1.2	62000	<del>23.70</del> 14.00

P	•
M	•
K	•
N	○
S	•
H	•
O	•

## WNMG

Performance

over 40 % off



-M34  
CTPX710

DRAGONSKIN



ISO	RE mm	75 008 ...	PG 1A/08
		£	£
080408EN	0.8	61800	<del>15.86</del> 9.00
080412EN	1.2	62000	<del>15.86</del> 9.00

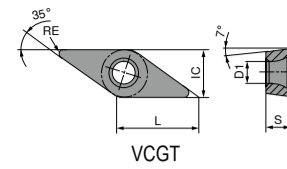
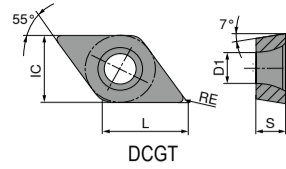
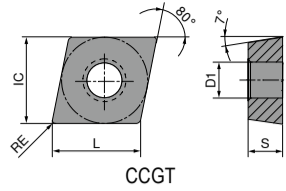
  

P	•
M	•
K	•
N	○
S	•
H	•
O	•



CCGT / DCGT / VCGT


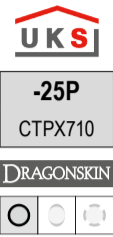
Designation	L	S	D1	IC
	mm	mm	mm	mm
CCGT 0602..	6.40	2.38	2.8	6.35
DCGT 0702..	7.75	2.38	2.8	6.35
CCGT 09T3..	9.70	3.97	4.4	9.52
VCGT 1103..	11.10	3.18	2.9	6.35
DCGT 11T3..	11.60	3.97	4.4	9.52
CCGT 1204..	12.90	4.76	5.5	12.70
VCGT 1604..	16.60	4.76	4.4	9.52
VCGT 2205..	22.10	5.56	5.5	12.70




CCGT

Performance

over 40 % off




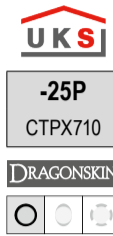
ISO	RE mm	M	70 248 ...	PG 1A/90	£	£
060202FN	0.2		70200		<del>15.74</del>	9.00
060204FN	0.4		70400		<del>15.74</del>	9.00
09T302FN	0.2		71400		<del>16.11</del>	9.00
09T304FN	0.4		71600		<del>16.11</del>	9.00
09T308FN	0.8		71800		<del>16.11</del>	9.00
120404FN	0.4		72800		<del>20.57</del>	12.00
120408FN	0.8		73000		<del>20.57</del>	12.00




VCGT

Performance

over 40 % off



ISO	RE mm	M	70 282 ...	PG 1A/90	£	£
110302FN	0.2		71400		<del>21.00</del>	12.00
110304FN	0.4		71600		<del>21.00</del>	12.00
160404FN	0.4		72800		<del>26.00</del>	15.00
160408FN	0.8		73000		<del>26.00</del>	15.00
160412FN	1.2		73200		<del>26.00</del>	15.00
220530FN	3.0		75000		<del>34.68</del>	20.00





DCGT

Performance

over 40 % off



ISO	RE mm	M	70 263 ...	PG 1A/90	£	£
070202FN	0.2		70200		<del>14.25</del>	8.00
070204FN	0.4		70400		<del>14.25</del>	8.00
11T302FN	0.2		71400		<del>17.20</del>	10.00
11T304FN	0.4		71600		<del>17.20</del>	10.00
11T308FN	0.8		71800		<del>17.20</del>	10.00



High product availability thanks to state-of-the-art logistics

Why own stock? We take care of that for you! With the cutting-edge logistics center of the cutting tools industry, we guarantee that your order will be delivered promptly.



Technical support: 0800 073 2 075  
3 time served engineers, available from 8:00 am to 6:00 pm, Monday to Friday  
Email: techsupport.uk@ceratizit.com



Order by 6:00 pm and get your guaranteed free express delivery



When you see this logo it's in stock in Sheffield



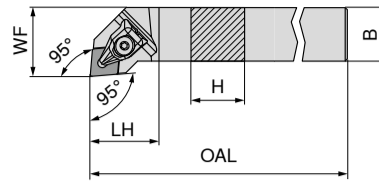
## MaxiLock-D – DCLN 95° – Toolholder with top clamping

Scope of supply:  
Tool holder with Torx key




Performance

over 85 % off



Illustrations show right-hand versions



ISO designation	H mm	B mm	OAL mm	LH mm	WF mm	torque moment Nm	Insert
DCLN R/L 2020 K12	20	20	125	32	25	4	CN.. 1204
DCLN R/L 2525 M12	25	25	150	32	32	4	CN.. 1204
DCLN R/L 3225 P12	32	25	170	32	32	4	CN.. 1204

Left-hand

Right-hand

70 509 ...		PG 2A/24	70 508 ...		PG 2A/24
£	£		£	£	
620	<del>102.00</del>	15.00	620	<del>102.00</del>	15.00
625	<del>106.53</del>	15.00	625	<del>106.53</del>	15.00
632	<del>114.27</del>	17.00	632	<del>114.27</del>	17.00

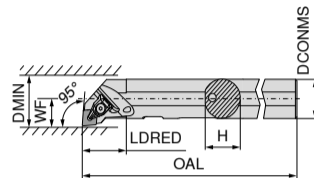
## MaxiLock-D – DCLN 95° – Boring bar with top clamping

Scope of supply:  
Boring bar with Torx key



Performance

over 85 % off



Illustrations show right-hand versions



ISO designation	DCONMS mm	H mm	OAL mm	LDRED mm	WF mm	DMIN mm	torque moment Nm	Insert
A25R DCLN R/L 12	25	24	200	36	17	32	4	CN.. 1204
A32S DCLN R/L 12	32	31	250	40	22	40	4	CN.. 1204
A40T DCLN R/L 12	40	39	300	45	27	50	4	CN.. 1204

Left-hand

Right-hand

70 557 ...		PG 2A/24	70 556 ...		PG 2A/24
£	£		£	£	
825	<del>269.00</del>	40.00	825	<del>269.00</del>	40.00
832	<del>278.30</del>	41.00	832	<del>278.30</del>	41.00
840	<del>310.02</del>	46.00	840	<del>310.02</del>	46.00

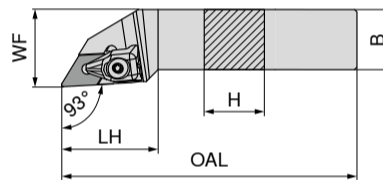
## MaxiLock-D – DDJN 93° – Toolholder with top clamping

Scope of supply:  
Tool holder with Torx key



Performance

over 85 % off



Illustrations show right-hand versions



ISO designation	H mm	B mm	OAL mm	LH mm	WF mm	torque moment Nm	Insert
DDJN R/L 2020 K15	20	20	125	40	25	4	DN.. 1504 / 1506
DDJN R/L 2525 M15	25	25	150	40	32	4	DN.. 1504 / 1506
DDJN R/L 3225 P15	32	25	170	40	32	4	DN.. 1504 / 1506

Left-hand

Right-hand

70 541 ...		PG 2A/24	70 540 ...		PG 2A/24
£	£		£	£	
720	<del>102.00</del>	15.00	720	<del>102.00</del>	15.00
725	<del>106.53</del>	15.00	725	<del>106.53</del>	15.00
832	<del>114.27</del>	17.00	832	<del>114.27</del>	17.00

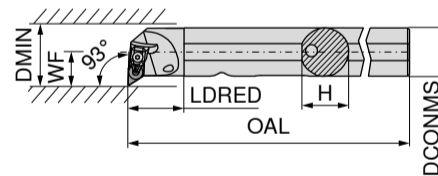
## MaxiLock-D – DDUN 93° – Boring bar with top clamping

Scope of supply:  
Boring bar with Torx key



Performance

over 85 % off



Illustrations show right-hand versions




ISO designation	DCONMS mm	H mm	OAL mm	LDRED mm	WF mm	DMIN mm	torque moment Nm	Insert
A40T DDUN R/L 15	40	39	300	45	27	50	4	DN.. 1506

Left-hand

Right-hand

70 569 ...		PG 2A/24	70 568 ...		PG 2A/24
£	£		£	£	
840	<del>310.02</del>	46.00	840	<del>310.02</del>	46.00



With integrated spare seat

### SPECIAL OFFER

Buy 30 inserts and get a tool holder for only £ 10

Suitable Inserts can be found on page 34 – 39



## MaxiLock-N – PTGN 91° – Toolholder with lever clamping

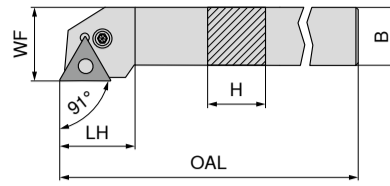


Scope of supply:  
Tool holder with allen key



Performance

over 85 % off



Illustrations show right-hand versions



ISO designation	H mm	B mm	OAL mm	LH mm	WF mm	torque moment Nm	Insert
PTGN R/L 1616 H16	16	16	100	20	20	3	TNM. 1604
PTGN R/L 2020 K16	20	20	125	20	25	3	TNM. 1604
PTGN R/L 2525 M16	25	25	150	22	32	3	TNM. 1604
PTGN R/L 3225 P16	32	25	170	22	32	3	TNM. 1604

Left-hand		Right-hand	
70 533 ...	PG 2A/24	70 532 ...	PG 2A/24
£	£	£	£
016	<del>92.43</del> 13.00	016	<del>92.43</del> 13.00
020	<del>102.00</del> 15.00	020	<del>102.00</del> 15.00
025	<del>106.53</del> 15.00	025	<del>106.53</del> 15.00
032	<del>114.27</del> 17.00	032	<del>114.27</del> 17.00

## MaxiLock-N – PTFN 90° – Boring bar with lever clamping

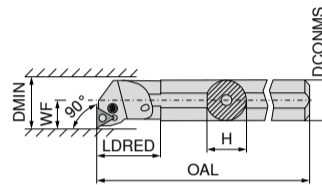
▲ A... = with thro' coolant  
▲ S... = without thro' coolant

Scope of supply:  
Boring bar with Allen key



Performance

over 85 % off



Illustrations show right-hand versions



ISO designation	DCONMS mm	H mm	OAL mm	LDRED mm	WF mm	DMIN mm	torque moment Nm	Insert
S25T PTFN R 16	25	23	300	36	17	32	3	TNM. 1604
A25R PTFN R/L 16	25	23	200	36	17	32	3	TNM. 1604
A32S PTFN R/L 16	32	30	250	50	22	40	3	TNM. 1604

Left-hand		Right-hand	
70 565 ...	PG 2A/24	70 564 ...	PG 2A/24
£	£	£	£
225	<del>269.00</del> 40.00	02500	<del>269.00</del> 40.00
232	<del>278.30</del> 41.00	225	<del>269.00</del> 40.00
		232	<del>278.30</del> 41.00

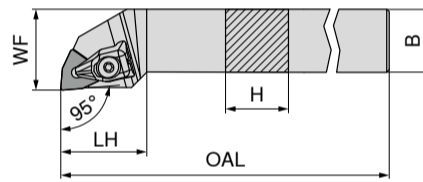
## MaxiLock-D – DWLN 95° – Toolholder with top clamping

Scope of supply:  
Tool holder with Torx key



Performance

over 85 % off



Illustrations show right-hand versions



ISO designation	H mm	B mm	OAL mm	LH mm	WF mm	torque moment Nm	Insert
DWLN R/L 1616 H06	16	16	100	25	20	2	WN.. 0604
DWLN R/L 2020 K06	20	20	125	27	25	2	WN.. 0604
DWLN R/L 2525 M06	25	25	150	27	32	2	WN.. 0604
DWLN R/L 2020 K08	20	20	125	34	25	4	WN.. 0804
DWLN R/L 2525 M08	25	25	150	34	32	4	WN.. 0804

Left-hand		Right-hand	
70 543 ...	PG 2A/24	70 542 ...	PG 2A/24
£	£	£	£
716	<del>92.43</del> 13.00	716	<del>92.43</del> 13.00
720	<del>102.00</del> 15.00	720	<del>102.00</del> 15.00
725	<del>106.53</del> 15.00	725	<del>106.53</del> 15.00
620	<del>102.00</del> 15.00	620	<del>102.00</del> 15.00
625	<del>106.53</del> 15.00	625	<del>106.53</del> 15.00

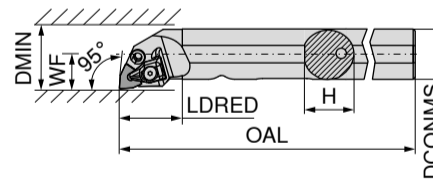
## MaxiLock-D – DWLN 95° – Boring bar with top clamping

Scope of supply:  
Boring bar with Torx key



Performance

over 85 % off




Illustrations show right-hand versions



ISO designation	DCONMS mm	H mm	OAL mm	LDRED mm	WF mm	DMIN mm	torque moment Nm	Insert
A25R DWLN R/L 06	25	24	200	32	17	32	2	WN.. 0604
A32S DWLN R/L 08	32	31	250	40	22	44	4	WN.. 0804
A40T DWLN R/L 08	40	39	300	45	27	50	4	WN.. 0804

Left-hand		Right-hand	
70 573 ...	PG 2A/24	70 572 ...	PG 2A/24
£	£	£	£
725	<del>269.00</del> 40.00	725	<del>269.00</del> 40.00
732	<del>278.30</del> 41.00	732	<del>278.30</del> 41.00
64000	<del>348.02</del> 46.00	640	<del>348.02</del> 46.00



With integrated spare seat

### SPECIAL OFFER

Buy 30 inserts and get a tool holder for only £ 10

Suitable Inserts can be found on page 34 – 39



Technical support: 0800 073 2 075  
3 time served engineers,  
available from 8:00 am to 6:00 pm, Monday to Friday  
Email: techsupport.uk@ceratizit.com



Order by 6:00 pm and get your  
guaranteed free express delivery



When you see this logo it's  
in stock in Sheffield



## MaxiLock-S – SCLC 95° – Boring bar with screw clamping

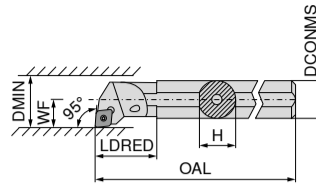
▲ A... = with thro' coolant  
▲ S... = without thro' coolant

Scope of supply:  
Boring bar with Torx key



Performance

over 85 % off



Illustrations show right-hand versions



ISO designation	DCONMS mm	H mm	OAL mm	LDRED mm	WF mm	DMIN mm	torque moment Nm	Insert
S08H SCLC R/L 06	8	7.2	100	11.0	5	11	1,2	CC..0602
A08F SCLC R/L 06	8	7.6	80	17.0	5	11	1,2	CC..0602
S10K SCLC R/L 06	10	9.0	125	15.0	7	13	1,2	CC..0602
A10H SCLC R/L 06	10	9.5	100	19.0	7	13	1,2	CC..0602
S12Q SCLC R/L 06	12	11.0	180	18.8	9	16	1,2	CC..0602
A12K SCLC R/L 06	12	11.5	125	22.0	9	16	1,2	CC..0602
A16M SCLC R/L 06	16	14.0	150	50.0	9	18	1,2	CC..0602
S16R SCLC R/L 09	16	14.5	200	25.0	11	20	3,2	CC..09T3
A16M SCLC R/L 09	16	15.0	150	29.0	11	20	3,2	CC..09T3
S20S SCLC R/L 09	20	18.0	250	25.0	13	25	3,2	CC..09T3
A20Q SCLC R/L 09	20	18.5	180	32.0	13	25	3,2	CC..09T3
S25T SCLC R/L 09	25	23.0	300	20.0	17	32	3,2	CC..09T3
A25R SCLC R/L 09	25	23.0	200	36.0	17	32	3,2	CC..09T3

Left-hand		Right-hand	
70 717 ...	PG 2A/24	70 716 ...	PG 2A/24
£	£	£	£
008	<del>116.94</del> 17.00	008	<del>116.94</del> 17.00
208	<del>116.94</del> 17.00	208	<del>116.94</del> 17.00
010	<del>116.94</del> 17.00	010	<del>116.94</del> 17.00
210	<del>116.94</del> 17.00	210	<del>116.94</del> 17.00
012	<del>116.94</del> 17.00	012	<del>116.94</del> 17.00
212	<del>116.94</del> 17.00	212	<del>116.94</del> 17.00
116	<del>119.59</del> 17.00	116	<del>119.59</del> 17.00
016	<del>119.59</del> 17.00	016	<del>119.59</del> 17.00
216	<del>119.59</del> 17.00	216	<del>119.59</del> 17.00
020	<del>148.95</del> 22.00	020	<del>148.95</del> 22.00
220	<del>148.95</del> 22.00	220	<del>148.95</del> 22.00
025	<del>171.24</del> 25.00	025	<del>171.24</del> 25.00
225	<del>171.24</del> 25.00	225	<del>171.24</del> 25.00

## MaxiLock-S – SDUC 93° – Boring bar with screw clamping

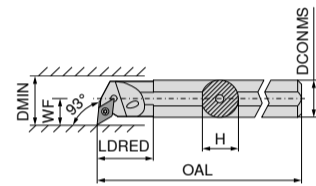
▲ A... = with thro' coolant  
▲ S... = without thro' coolant

Scope of supply:  
Boring bar with Torx key



Performance

over 85 % off



Illustrations show right-hand versions



ISO designation	DCONMS mm	H mm	OAL mm	LDRED mm	WF mm	DMIN mm	torque moment Nm	Insert
S12Q SDUC R/L 07	12	11.0	180	12.5	9	17	1,2	DC..0702
A12K SDUC R/L 07	12	11.5	125	22.0	9	16	1,2	DC..0702
S16R SDUC R/L 07	16	15.0	200	13.0	11	21	1,2	DC..0702
A16M SDUC R/L 07	16	15.0	150	29.0	11	20	1,2	DC..0702
S20S SDUC R 07	20	18.0	250	20.0	13	25	1,2	DC..0702
A20Q SDUC R/L 07	20	18.5	180	32.0	13	25	1,2	DC..0702
S20S SDUC R 11	20	18.0	250	20.0	13	25	3,2	DC..11T3
A20Q SDUC R/L 11	20	19.0	180	32.0	13	25	3,2	DC..11T3
S25T SDUC R/L 11	25	23.0	300	17	32	32	3,2	DC..11T3
A25R SDUC R/L 11	25	24.0	200	36.0	17	32	3,2	DC..11T3

Left-hand		Right-hand	
70 737 ...	PG 2A/24	70 736 ...	PG 2A/24
£	£	£	£
012	<del>116.94</del> 17.00	012	<del>116.94</del> 17.00
212	<del>116.94</del> 17.00	212	<del>116.94</del> 17.00
016	<del>119.59</del> 17.00	016	<del>119.59</del> 17.00
216	<del>119.59</del> 17.00	216	<del>119.59</del> 17.00
020	<del>148.95</del> 22.00	020	<del>148.95</del> 22.00
220	<del>148.95</del> 22.00	220	<del>148.95</del> 22.00
120	<del>148.95</del> 22.00	120	<del>148.95</del> 22.00
320	<del>148.95</del> 22.00	320	<del>148.95</del> 22.00
125	<del>171.24</del> 25.00	125	<del>171.24</del> 25.00
325	<del>171.24</del> 25.00	325	<del>171.24</del> 25.00

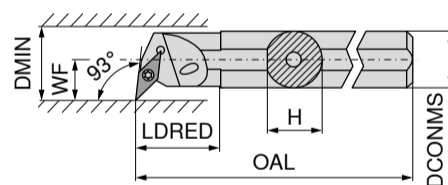
## MaxiLock-S – SVUC 93° – Boring bar with screw clamping

Scope of supply:  
Boring bar with Torx key



Performance

over 85 % off



Illustrations show right-hand versions



ISO designation	DCONMS mm	H mm	OAL mm	LDRED mm	WF mm	DMIN mm	torque moment Nm	Insert
A16M SVUC R/L 11	16	15	150	29	11	20	1,2	VC..1103
A20Q SVUC R/L 11	20	19	180	43	13	25	1,2	VC..1103
A25R SVUC R/L 11	25	24	200	38	17	32	1,2	VC..1103
A32S SVUC R/L 16	32	31	250	50	22	40	3,2	VC..1604
A40T SVUC R/L 16	40	39	300	60	27	50	3,2	VC..1604

Left-hand		Right-hand	
70 745 ...	PG 2A/24	70 744 ...	PG 2A/24
£	£	£	£
216	<del>152.45</del> 22.00	216	<del>152.45</del> 22.00
220	<del>175.73</del> 26.00	220	<del>175.73</del> 26.00
225	<del>215.32</del> 32.00	225	<del>215.32</del> 32.00
232	<del>258.32</del> 38.00	232	<del>258.32</del> 38.00
240	<del>299.71</del> 44.00	240	<del>299.71</del> 44.00

### SPECIAL OFFER

Buy 30 inserts and get a tool holder for only £ 10

Suitable Inserts can be found on page 34 – 39






# ECOCUT



EcoCut – Mini – from Ø 2 mm to Ø 8 mm  
CTPP435 – universal grade for all materials



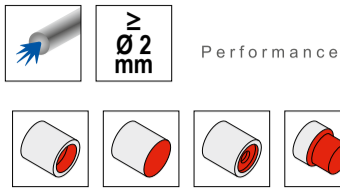
EcoCut – Classic – from Ø 10 mm upwards



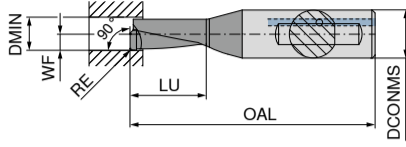
CTPP430 – universal grade for all materials.

## EcoCut – Mini

▲ Drilling and turning tool for small diameters




Performance



Illustrations show right-hand versions

ISO designation	DMIN mm	DCONMS mm	OAL mm	LU mm	WF mm	RE mm
ECM 02 R/L 2,25D	2.0	4	28	4.50	1.00	0.1
ECM 02 R/L 4,00D	2.0	4	31	8.00	1.00	0.1
ECM 02,5 R/L 2,25D	2.5	4	29	5.63	1.25	0.1
ECM 02,5 R/L 4,00D	2.5	4	33	10.00	1.25	0.1
ECM 03 R/L 2,25D	3.0	4	31	6.75	1.50	0.1
ECM 03 R/L 4,00D	3.0	4	35	12.00	1.50	0.1
ECM 03,5 R/L 2,25D	3.5	4	32	7.88	1.75	0.1
ECM 03,5 R/L 4,00D	3.5	4	37	14.00	1.75	0.1
ECM 04 R/L 2,25D	4.0	6	35	9.00	2.00	0.2
ECM 04 R/L 4,00D	4.0	6	41	16.00	2.00	0.2
ECM 05 R/L 2,25D	5.0	6	37	11.25	2.50	0.2
ECM 05 R/L 4,00D	5.0	6	45	20.00	2.50	0.2
ECM 06 R/L 2,25D	6.0	8	38	13.50	3.00	0.2
ECM 06 R/L 4,00D	6.0	8	49	24.00	3.00	0.2
ECM 07 R/L 2,25D	7.0	8	42	15.75	3.50	0.2
ECM 07 R/L 4,00D	7.0	8	53	28.00	3.50	0.2
ECM 08 R/L 2,25D	8.0	8	45	18.00	4.00	0.2
ECM 08 R/L 4,00D	8.0	8	57	32.00	4.00	0.2

over 85 % off



70 805 ... PG 2B/20		70 804 ... PG 2B/20	
	£		£
320	<del>61.71</del> 40.00	320	<del>61.71</del> 40.00
321	<del>61.71</del> 42.00	321	<del>61.71</del> 42.00
325	<del>68.61</del> 41.00	325	<del>68.61</del> 41.00
326	<del>66.76</del> 43.00	326	<del>66.76</del> 43.00
330	<del>66.60</del> 42.00	330	<del>66.60</del> 42.00
331	<del>68.98</del> 44.00	331	<del>68.98</del> 44.00
335	<del>68.11</del> 44.00	335	<del>68.11</del> 44.00
336	<del>71.54</del> 46.00	336	<del>71.54</del> 46.00
300	<del>72.36</del> 47.00	300	<del>72.36</del> 47.00
301	<del>75.95</del> 49.00	301	<del>75.95</del> 49.00
302	<del>74.87</del> 48.00	302	<del>74.87</del> 48.00
303	<del>78.33</del> 50.00	303	<del>78.33</del> 50.00
306	<del>76.79</del> 49.00	306	<del>76.79</del> 49.00
312	<del>88.67</del> 52.00	312	<del>88.67</del> 52.00
308	<del>79.17</del> 51.00	308	<del>79.17</del> 51.00
314	<del>83.32</del> 54.00	314	<del>83.32</del> 54.00
310	<del>81.79</del> 53.00	310	<del>81.79</del> 53.00
316	<del>85.69</del> 55.00	316	<del>85.69</del> 55.00

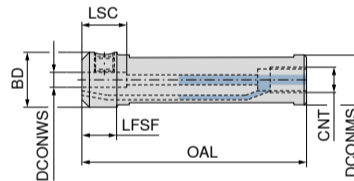
## EcoCut – Mini adapter with coolant connection thread

Scope of supply:

Toolholder with one clamping screw



Performance



over 85 % off



Designation	DCONWS mm	DCONMS mm	BD mm	OAL mm	LFSF mm	LSC mm	CNT
ECA 16-04	4	16	20.0	75	14	18	G 1/8
ECA 16-06	6	16	22.0	75	14	18	G 1/8
ECA 16-08	8	16	22.0	75	14	18	G 1/8
ECA 20-04	4	20	19.6	90	14	18	G 1/8
ECA 20-06	6	20	22.0	90	14	18	G 1/8
ECA 20-08	8	20	22.0	90	14	18	G 1/8
ECA 22-04	4	22	21.6	110	14	18	G 1/8
ECA 22-06	6	22	21.6	110	14	18	G 1/8
ECA 22-08	8	22	21.6	110	14	18	G 1/8

70 801 ... PG 2B/20	
	£
716	<del>122.07</del> 18.00
816	<del>122.07</del> 18.00
916	<del>122.07</del> 18.00
720	<del>124.61</del> 18.00
820	<del>124.61</del> 18.00
920	<del>124.61</del> 18.00
722	<del>128.37</del> 19.00
822	<del>128.37</del> 19.00
922	<del>128.37</del> 19.00

## The Original Multi Function Tool

The trend in machining is unmistakable: Workpieces are becoming increasingly complex and technically challenging. Production often requires a variety of tools, which can not be economically accommodated with the existing turret locations. The answer to this challenge from CERATIZIT is the multi-function tool EcoCut.

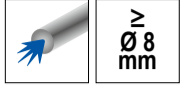


## EcoCut – Classic 1.5xD

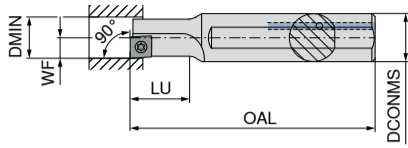
▲ Drilling and turning tool

**Scope of supply:**

Toolholder with 1 clamping screw + 2 spare screws and screwdriver




Performance



Illustrations show right-hand versions

ISO designation	DMIN mm	DCONMS mm	OAL mm	LU mm	WF mm	torque moment Nm	Insert
ECC 10 R/L 1,5D 05	10	12	90	15.0	5.0	0,7	XC.T 0502..
ECC 12 R/L 1,5D 06	12	16	100	18.0	6.0	1,0	XC.T 0602..
ECC 14 R/L 1,5D 07	14	16	110	21.0	7.0	1,2	XC.T 0703..
ECC 16 R/L 1,5D 08	16	20	125	24.0	8.0	2,2	XC.T 0803..
ECC 18 R/L 1,5D 09	18	25	135	27.0	9.0	2,2	XC.T 09T3..
ECC 20 R/L 1,5D 10	20	25	150	30.0	10.0	3,2	XC.T 10T3..
ECC 25 R/L 1,5D 13	25	32	180	37.5	12.5	5,0	XC.T 1304..
ECC 32 R/L 1,5D 17	32	40	200	48.0	16.0	5,0	XC.T 1705..

over 85 % off



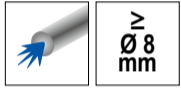
70 805 ... PG 2B/20		70 804 ... PG 2B/20	
£	£	£	£
<del>192.66</del>	28.00	<del>192.66</del>	28.00
<del>195.82</del>	29.00	<del>195.82</del>	29.00
<del>200.54</del>	30.00	<del>200.54</del>	30.00
<del>203.69</del>	30.00	<del>203.69</del>	30.00
<del>234.93</del>	35.00	<del>234.93</del>	35.00
<del>264.84</del>	39.00	<del>264.84</del>	39.00
<del>305.42</del>	45.00	<del>305.42</del>	45.00
<del>346.23</del>	51.00	<del>346.23</del>	51.00

## EcoCut – Classic 2.25xD

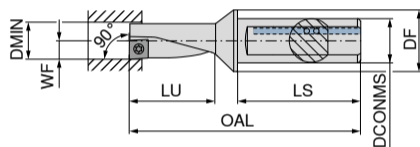
▲ Drilling and turning tool

**Scope of supply:**

Toolholder with 1 clamping screw + 2 spare screws and screwdriver




Performance



Illustrations show right-hand versions

ISO designation	DMIN mm	DCONMS mm	OAL mm	LU mm	LS mm	WF mm	torque moment Nm	Insert
ECC 10 R/L 2,25D 05	10	12	69.5	22.5	42	5.0	0,7	XC.T 0502..
ECC 12 R/L 2,25D 06	12	16	78.0	27.0	45	6.0	1,0	XC.T 0602..
ECC 14 R/L 2,25D 07	14	16	83.5	31.5	45	7.0	1,2	XC.T 0703..
ECC 16 R/L 2,25D 08	16	20	94.0	36.0	50	8.0	2,2	XC.T 0803..
ECC 18 R/L 2,25D 09	18	25	109.5	40.5	56	9.0	2,2	XC.T 09T3..
ECC 20 R/L 2,25D 10	20	25	111.0	45.0	56	10.0	3,2	XC.T 10T3..
ECC 25 R/L 2,25D 13	25	32	129.0	56.5	60	12.5	5,0	XC.T 1304..
ECC 32 R/L 2,25D 17	32	40	158.0	72.0	70	16.0	5,0	XC.T 1705..

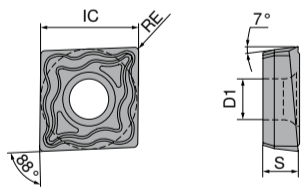
over 85 % off



70 805 ... PG 2B/20		70 804 ... PG 2B/20	
£	£	£	£
<del>286.64</del>	42.00	<del>286.64</del>	42.00
<del>294.54</del>	44.00	<del>294.54</del>	44.00
<del>300.93</del>	45.00	<del>300.93</del>	45.00
<del>307.23</del>	46.00	<del>307.23</del>	46.00
<del>338.47</del>	50.00	<del>338.47</del>	50.00
<del>368.39</del>	55.00	<del>368.39</del>	55.00
<del>427.72</del>	64.00	<del>427.72</del>	64.00
<del>488.88</del>	72.00	<del>488.88</del>	72.00

## XCNT

Performance




ISO designation	RE mm	S mm	D1 mm	IC mm
XCNT 050202EN	0.2	2.1	2.25	5.8
XCNT 050204EN	0.4	2.1	2.25	5.8
XCNT 060202EN	0.2	2.38	2.50	6.5
XCNT 060204EN	0.4	2.38	2.50	6.5
XCNT 070304EN	0.4	3.18	2.80	7.6
XCNT 080304EN	0.4	3.18	3.40	8.5
XCNT 09T304EN	0.4	3.97	3.40	9.6
XCNT 10T304EN	0.4	3.97	4.40	10.6
XCNT 10T308EN	0.8	3.97	4.40	10.6
XCNT 130404EN	0.4	4.76	5.30	13.5
XCNT 130408EN	0.8	4.76	5.30	13.5
XCNT 170508EN	0.8	5.56	5.30	17.5

over 40 % off



70 386 ... PG 1D/19	
£	£
<del>48.74</del>	11.00
<del>48.74</del>	11.00
<del>48.74</del>	11.00
<del>48.74</del>	11.00
<del>48.74</del>	11.00
<del>49.82</del>	11.00
<del>49.25</del>	12.00
<del>20.27</del>	12.00
<del>20.27</del>	12.00
<del>23.48</del>	14.00
<del>23.48</del>	14.00
<del>24.44</del>	15.00



**Technical support: 0800 073 2 075**  
3 time served engineers,  
available from 8:00 am to 6:00 pm, Monday to Friday  
Email: techsupport.uk@ceratizit.com



Order by 6:00 pm and get your  
guaranteed free express delivery



When you see this logo it's  
in stock in Sheffield



# GROOVING TOOLS



SX System – first choice system for parting off.




M1 – first choice chipbreaker for parting off.



M2 – first choice all purpose geometry for parting, grooving and turning.




F2 – high precision ground insert for excellent chip control.



GX System – first choice system for grooving and groove turning.



M40 – first choice chipbreaker for grooving and turning.




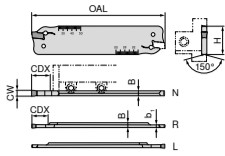
CTP1340 – universal grade for all materials.

TX System – first choice grooving system for all materials and applications.

**MonoClamp – Radial Blade SX Standard**

Performance

over 85 % off



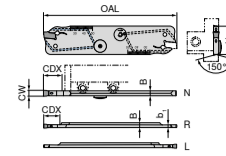
ISO designation	R/L/N	CW	H	B	OAL	b <sub>1</sub>	CDX	for grooving inserts	70 884 ...	PG 2A/25
		mm	mm	mm	mm	mm	mm		£	£
XLCF L 2602-SX2	L	2	26	2.4	110	1.5	25	SX 2..	01	212
XLCF R 2602-SX2	R	2	26	2.4	110	1.5	25	SX 2..	03	012
XLCF N 2603-SX3	N	3	26	2.4	110		35	SX 3..	05	113
XCLF N 2604-SX4	N	4	26	3.2	110		40	SX 4..	07	114
XLCF L 3202-SX2	L	2	32	2.4	150	1.5	25	SX 2..	02	202
XLCF R 3202-SX2	R	2	32	2.4	150	1.5	25	SX 2..	04	002
XLCF N 3203-SX3	N	3	32	2.4	150		50	SX 3..	06	103
XLCF N 3204-SX4	N	4	32	3.2	150		50	SX 4..	08	104
XLCF N 3205-SX5	N	5	32	4.2	150		55	SX 5..	09	105
XLCF N 3206-SX6	N	6	32	5.2	150		60	SX 6..	10	106

**MonoClamp – Radial Blade SX-DC Standard**

Performance



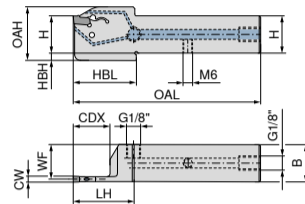
over 85 % off



ISO designation	R/L/N	CW	H	B	b <sub>1</sub>	OAL	CDX	for grooving inserts	70 884 ...	PG 2A/25
		mm	mm	mm	mm	mm	mm		£	£
XLCF L 2602-DC-SX2	L	2	26	2.4	1.6	110	25	SX 2..	712	192.86
XLCF R 2602-DC-SX2	R	2	26	2.4	1.6	110	25	SX 2..	512	192.86
XLCF N 2603-DC-SX3	N	3	26	2.5		110	35	SX 3..	613	192.86
XLCF N 2604-DC-SX4	N	4	26	3.3		110	40	SX 4..	614	192.86
XLCF L 3202-DC-SX2	L	2	32	2.4	1.6	150	26	SX 2..	702	198.14
XLCF R 3202-DC-SX2	R	2	32	2.4	1.6	150	26	SX 2..	502	198.14
XLCF N 3203-DC-SX3	N	3	32	2.5		150	50	SX 3..	603	198.14
XLCF N 3204-DC-SX4	N	4	32	3.3		150	50	SX 4..	604	198.14
XLCF N 3205-DC-SX5	N	5	32	4.3		150	55	SX 5..	605	198.14
XLCF N 3206-DC-SX6	N	6	32	5.2		150	60	SX 6..	606	198.14

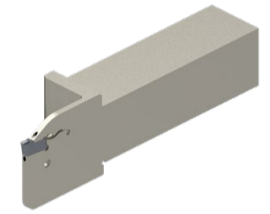
**MonoClamp – Radial Monoholder SX-DC**

Performance



Illustrations show right-hand versions

over 85 % off



ISO designation	H	B	CW	WF	OAL	LH	HBL	OAH	CDX	HBH	for grooving inserts	Left-hand		Right-hand			
												70 847 ...	PG 2C/71	70 847 ...	PG 2C/71		
	mm	mm	mm	mm	mm	mm	mm	mm	mm	mm		£	£	£	£		
E12 R/L 0022-1212X-K-DC-SX2	12	12	2	11.20	71	27	28	27	22	5	SX 2..	21201	176.92	26.00	21200	176.92	26.00
E16 R/L 0026-1616X-K-DC-SX2	16	16	2	15.20	87	32	33	30	26	4	SX 2..	21601	186.97	28.00	21600	186.97	28.00
E16 R/L 0026-1616X-K-DC-SX3	16	16	3	14.75	87	32	33	30	26	4	SX 3..	31601	186.97	28.00	31600	186.97	28.00
E20 R/L 0026-2020X-K-DC-SX2	20	20	2	19.20	102	32	33	36	26	5	SX 2..	22001	211.80	31.00	22000	211.80	31.00
E20 R/L 0026-2020X-K-DC-SX3	20	20	3	18.75	102	32	33	36	26	5	SX 3..	32001	211.80	31.00	32000	211.80	31.00
E20 R/L 0033-2020X-K-DC-SX4	20	20	4	18.30	109	39	40	37	33	5	SX 4..	42001	211.80	31.00	42000	211.80	31.00
E25 R/L 0033-2525X-K-DC-SX2	25	25	2	24.20	126	41	42	41	33	5	SX 2..	22501	228.03	34.00	22500	228.03	34.00
E25 R/L 0026-2525X-K-DC-SX3	25	25	3	23.75	117	33		31	26		SX 3..	32501	228.03	34.00	32500	228.03	34.00
E25 R/L 0033-2525X-K-DC-SX3	25	25	3	23.75	126	41	42	41	33	5	SX 3..	32601	228.03	34.00	32600	228.03	34.00
E25 R/L 0033-2525X-K-DC-SX4	25	25	4	23.30	126	41	42	41	33	5	SX 4..	42501	228.03	34.00	42500	228.03	34.00
E25 R/L 0040-2525X-K-DC-SX4	25	25	4	23.30	133	48	49	44	40	6	SX 4..	42601	228.03	34.00	42600	228.03	34.00
E25 R/L 0040-2525X-K-DC-SX5	25	25	5	22.85	133	48	49	44	40	6	SX 5..	52501	228.03	34.00	52500	228.03	34.00
E25 R/L 0040-2525X-K-DC-SX6	25	25	6	22.35	133	48	49	44	40	6	SX 6..	62501	228.03	34.00	62500	228.03	34.00

Spare parts for grooving inserts  
 SX 2..  
 SX 3..  
 SX 4..  
 SX 5..  
 SX 6..

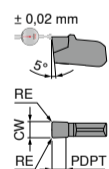
Ejector SX

£	70 950 ...
25.00	836
25.00	836
25.00	837
25.00	837
25.00	837

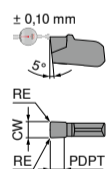
**Insert SX**



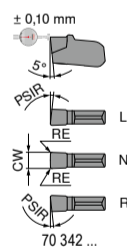
Performance



70 346 ...


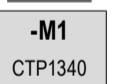
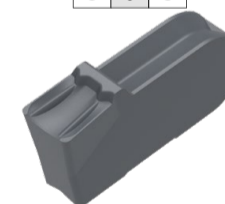
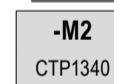
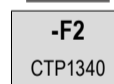


70 343 ...



70 342 ...

over 40 % off



Designation	IH	CW	RE	PDPT	for tool holder	70 346 ...	PG 1C/72	70 343 ...	PG 1C/72	70 342 ...	PG 1C/72
		mm	mm	mm		£	£	£	£	£	£
SX E2.00 L 6	L	2	0.2	2.0	-SX2					612	14.62
SX E3.00 L 6	L	3	0.2	2.5	-SX3					613	15.56
SX E4.00 L 6	L	4	0.3	2.9	-SX4					614	16.42
SX E2.00 N 0.20	N	2	0.2	1.5	-SX2	622	22.88	13.00	622	14.62	8.00
SX E3.00 N 0.20	N	3	0.2	2.0	-SX3					623	15.56
SX E3.00 N 0.30	N	3	0.3	2.0	-SX3	623	24.53	14.00	623	15.56	9.00
SX E4.00 N 0.30	N	4	0.3	2.5	-SX4					624	17.22
SX E4.00 N 0.40	N	4	0.4	2.5	-SX4					624	16.42
SX E5.00 N 0.30	N	5	0.3	2.7	-SX5					625	18.33
SX E5.00 N 0.40	N	5	0.4	2.7	-SX5					625	17.48
SX E6.00 N 0.40	N	6	0.4	3.0	-SX6					626	19.75
SX E6.00 N 0.50	N	6	0.5	3.0	-SX6					626	18.93
SX E2.00 R 6	R	2	0.2	2.0	-SX2					602	14.62
SX E3.00 R 6	R	3	0.2	2.5	-SX3					603	15.56
SX E4.00 R 6	R	4	0.3	2.9	-SX4					604	16.42

	P	M	K	N	S	H	O
•	•	•	•	•	•	•	•
•	•	•	•	•	•	•	•
•	•	•	•	•	•	•	•
•	•	•	•	•	•	•	•
•	•	•	•	•	•	•	•
•	•	•	•	•	•	•	•
•	•	•	•	•	•	•	•
•	•	•	•	•	•	•	•
•	•	•	•	•	•	•	•
•	•	•	•	•	•	•	•



Technical support: 0800 073 2 075  
 3 time served engineers,  
 available from 8:00 am to 6:00 pm, Monday to Friday  
 Email: techsupport.uk@ceratizit.com



Order by 6:00 pm and get your  
 guaranteed free express delivery



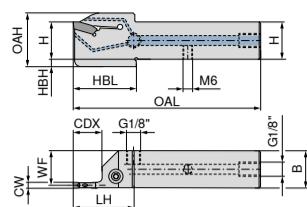
When you see this logo it's  
 in stock in Sheffield

## MonoClamp – Radial Monoholder GX-DC 16

**Scope of supply:**


Mono holder incl. Torx key and clamping screw

**Performance**



Illustrations show right-hand versions

over 85 % off



ISO designation	H mm	B mm	CW mm	WF mm	OAH mm	OAL mm	LH mm	HBL mm	HBH mm	CDX mm	for grooving inserts
E16 R/L 0013S2-1616X-S-DC-GX16	16	16	2	15.20	25	90	35	36	4	13	GX 16-1 E2..
E16 R/L 0013S3-1616X-S-DC-GX16	16	16	3	14.85	25	90	35	36	4	13	GX 16-2 E3..
E16 R/L 0013S4-1616X-S-DC-GX16	16	16	4	14.40	25	90	35	36	4	13	GX 16-3 E4..
E16 R/L 0013S5-1616X-S-DC-GX16	16	16	5	14.00	25	90	35	36	4	13	GX 16-3 E5..
E20 R/L 0013S2-2020X-S-DC-GX16	20	20	2	19.20	25	104	35			13	GX 16-1 E2..
E20 R/L 0013S3-2020X-S-DC-GX16	20	20	3	18.85	25	104	35			13	GX 16-2 E3..
E20 R/L 0013S4-2020X-S-DC-GX16	20	20	4	18.40	25	104	35			13	GX 16-3 E4..
E20 R/L 0013S5-2020X-S-DC-GX16	20	20	5	18.00	25	104	35			13	GX 16-3 E5..
E25 R/L 0013S3-2525X-S-DC-GX16	25	25	3	23.85	30	119	35			13	GX 16-2 E3..
E25 R/L 0013S4-2525X-S-DC-GX16	25	25	4	23.40	30	119	35			13	GX 16-3 E4..
E25 R/L 0013S5-2525X-S-DC-GX16	25	25	5	23.00	30	119	35			13	GX 16-3 E5..

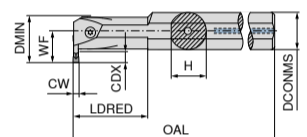
UKS Left-hand		UKS Right-hand	
70 842 ...	PG 2C/71	70 842 ...	PG 2C/71
£	£	£	£
21601	<del>176.75</del> 26.00	21600	<del>176.75</del> 26.00
31601	<del>176.75</del> 26.00	31600	<del>176.75</del> 26.00
41601	<del>176.75</del> 26.00	41600	<del>176.75</del> 26.00
51601	<del>176.75</del> 26.00	51600	<del>176.75</del> 26.00
22001	<del>283.45</del> 30.00	22000	<del>283.45</del> 30.00
32001	<del>283.45</del> 30.00	32000	<del>283.45</del> 30.00
42001	<del>283.45</del> 30.00	42000	<del>283.45</del> 30.00
52001	<del>283.45</del> 30.00	52000	<del>283.45</del> 30.00
32501	<del>216.35</del> 32.00	32500	<del>216.35</del> 32.00
42501	<del>216.35</del> 32.00	42500	<del>216.35</del> 32.00
52501	<del>216.35</del> 32.00	52500	<del>216.35</del> 32.00

## MonoClamp – Radial Mono-boring bars GX 16

**Scope of supply:**

Boring bar incl. key and clamping screw

**Performance**



Illustrations show right-hand versions

over 85 % off

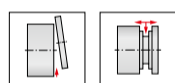


ISO designation	H mm	DCONMS mm	DMIN mm	CW mm	CDX mm	WF mm	OAL mm	LDRED mm	for grooving inserts
I16 R/L 90-2.0D-GX16-1	15.25	16	20.5	2,00 - 2,75	5.0	13.5	150	32	GX 16-1
I16 R/L 90-2.0D-GX16-2	15.25	16	20.5	2,76 - 3,75	5.0	13.5	150	32	GX 16-2
I20 R/L 90-2.0D-GX16-2	19.00	20	25.0	2,76 - 3,75	5.5	15.5	180	40	GX 16-2
I25 R/L 90-2.0D-GX16-2	24.00	25	32.0	2,76 - 3,75	8.0	20.5	200	50	GX 16-2
I25 R/L 90-2.0D-GX16-3	24.00	25	32.0	3,76 - 5,00	10.0	22.5	200	50	GX 16-3
I32 R/L 90-2.0D-GX16-2	31.00	32	42.0	2,76 - 3,75	11.0	27.5	250	64	GX 16-2
I32 R/L 90-2.0D-GX16-3	31.00	32	42.0	3,76 - 5,00	11.0	27.5	250	64	GX 16-3

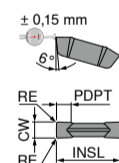
UKS Left-hand		UKS Right-hand	
70 893 ...	PG 2C/71	70 892 ...	PG 2C/71
£	£	£	£
516	<del>161.42</del> 24.00	516	<del>161.42</del> 24.00
616	<del>161.42</del> 24.00	616	<del>161.42</del> 24.00
620	<del>174.39</del> 26.00	620	<del>174.39</del> 26.00
625	<del>282.72</del> 30.00	625	<del>282.72</del> 30.00
725	<del>282.72</del> 30.00	725	<del>282.72</del> 30.00
632	<del>235.67</del> 35.00	632	<del>235.67</del> 35.00
732	<del>235.67</del> 35.00	732	<del>235.67</del> 35.00

## Insert GX 09/16

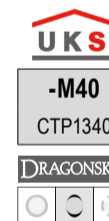
▲ Very good swarf control



**Performance**



over 40 % off



Designation	INSL mm	CW $\pm 0,05$ mm	RE $\pm 0,05$ mm	PDPT mm	for tool holder
GX 16-1 E2.00 N 0.20	16	2	0.2	2.5	GX 16-1
GX 16-2 E3.00 N 0.30	16	3	0.3	3.0	GX 16-2
GX 16-3 E4.00 N 0.40	16	4	0.4	3.5	GX 16-3
GX 16-3 E5.00 N 0.40	16	5	0.4	3.5	GX 16-3
GX 16-4 E6.00 N 0.50	16	6	0.5	4.0	GX 16-4

UKS	
70 351 ...	PG 1C/72
£	£
602	<del>28.76</del> 12.00
610	<del>28.76</del> 12.00
618	<del>23.42</del> 13.00
626	<del>25.46</del> 15.00
630	<del>27.77</del> 16.00

P	●
M	●
K	●
N	○
S	●
H	●
O	○

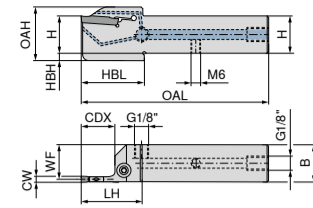


## MonoClamp – Radial Monoholder GX-DC 24

**Scope of supply:**

Mono holder incl. key and clamping screw

**Performance**




Illustrations show right-hand versions

over 85 % off



Non through coolant toolholders available at same discount



ISO designation	H	B	CW	WF	OAH	OAL	LH	HBL	HBH	CDX	for grooving inserts
	mm	mm	mm	mm	mm	mm	mm	mm	mm	mm	
E16 R/L 0021S2-1616X-S-DC-GX24	16	16	2	15.2	26	94	39	40	4	21	GX 24-1 E2..
E16 R/L 0021S3-1616X-S-DC-GX24	16	16	3	14.8	26	94	39	40	4	21	GX 24-2 E3..
E20 R/L 0021S2-2020X-S-DC-GX24	20	20	2	19.2	26	109	40			21	GX 24-1 E2..
E20 R/L 0021S3-2020X-S-DC-GX24	20	20	3	18.8	26	109	40			21	GX 24-2 E3..
E20 R/L 0021S4-2020X-S-DC-GX24	20	20	4	18.3	26	109	40			21	GX 24-3 E4..
E20 R/L 0021S5-2020X-S-DC-GX24	20	20	5	18.0	26	109	40			21	GX 24-3 E5..
E25 R/L 0021S3-2525X-S-DC-GX24	25	25	3	23.8	31	124	40			21	GX 24-2 E3..
E25 R/L 0021S4-2525X-S-DC-GX24	25	25	4	23.3	31	124	40			21	GX 24-3 E4..
E25 R/L 0021S5-2525X-S-DC-GX24	25	25	5	23.0	31	124	40			21	GX 24-3 E5..
E25 R/L 0021S6-2525X-S-DC-GX24	25	25	6	22.5	31	124	40			21	GX 24-4 E6..

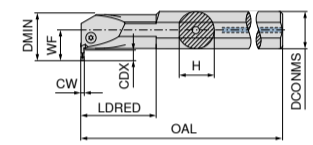
UKS Left-hand		UKS Right-hand	
70 844 ...	PG 2C/71	70 844 ...	PG 2C/71
£	£	£	£
21601	<del>198.04</del> 28.00	21600	<del>198.04</del> 28.00
31601	<del>198.04</del> 28.00	31600	<del>198.04</del> 28.00
22001	<del>218.74</del> 32.00	22000	<del>218.74</del> 32.00
32001	<del>218.74</del> 32.00	32000	<del>218.74</del> 32.00
42001	<del>218.74</del> 32.00	42000	<del>218.74</del> 32.00
52001	<del>218.74</del> 32.00	52000	<del>218.74</del> 32.00
32501	<del>233.78</del> 35.00	32500	<del>233.78</del> 35.00
42501	<del>233.78</del> 35.00	42500	<del>233.78</del> 35.00
52501	<del>233.78</del> 35.00	52500	<del>233.78</del> 35.00
62501	<del>233.78</del> 35.00	62500	<del>233.78</del> 35.00

## MonoClamp – Radial Mono-boring bars GX 24

**Scope of supply:**

Boring bar incl. key and clamping screw

**Performance**



Illustrations show right-hand versions

over 85 % off



ISO designation	H	DCONMS	DMIN	CW	CDX	WF	OAL	LDRED	for grooving inserts
	mm	mm	mm	mm	mm	mm	mm	mm	
132 R/L 90-2.0D-GX24-2	31.0	32	42	2,76 - 3,75	11	27.5	250	64	GX 24-2
132 R/L 90-2.0D-GX24-3	31.0	32	42	3,76 - 5,00	11	27.5	250	64	GX 24-3
140 R/L 90-2.0D-GX24-3	38.5	40	53	3,76 - 5,00	12	32.5	300	80	GX 24-3

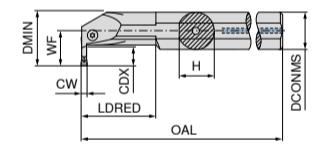
UKS Left-hand		UKS Right-hand	
70 895 ...	PG 2C/71	70 894 ...	PG 2C/71
£	£	£	£
132	<del>235.67</del> 35.00	132	<del>235.67</del> 35.00
232	<del>235.67</del> 35.00	232	<del>235.67</del> 35.00
240	<del>292.92</del> 43.00	240	<del>292.92</del> 43.00

## MonoClamp – Radial Mono-boring bars GX 24

**Scope of supply:**

Boring bar incl. key and clamping screw

**Performance**



Illustrations show right-hand versions

over 85 % off

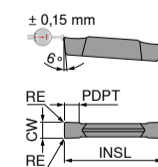
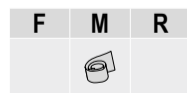
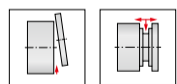


ISO designation	H	DCONMS	DMIN	CW	CDX	WF	OAL	LDRED	for grooving inserts
	mm	mm	mm	mm	mm	mm	mm	mm	
132 R/L 90-2.0D-GX24-4	31.0	32	47	5,01 - 6,50	17.5	30.4	250	64	GX 24-4
140 R/L 90-2.0D-GX24-4	38.5	40	57	5,01 - 6,50	17.5	34.4	300	80	GX 24-4

UKS Left-hand		UKS Right-hand	
70 895 ...	PG 2C/71	70 894 ...	PG 2C/71
£	£	£	£
332	<del>235.67</del> 35.00	332	<del>235.67</del> 35.00
340	<del>292.92</del> 43.00	340	<del>292.92</del> 43.00

## Insert GX 24

▲ Very good swarf control



over 40 % off



-M40  
CTP1340



Designation	INSL	CW $\pm 0.05$	RE $\pm 0.05$	PDPT	for tool holder
	mm	mm	mm	mm	
GX 24-2 E3.00 N 0.30	24	3	0.3	3.5	GX 24-2
GX 24-3 E4.00 N 0.40	24	4	0.4	4.0	GX 24-3
GX 24-3 E5.00 N 0.40	24	5	0.4	4.0	GX 24-3
GX 24-4 E6.00 N 0.50	24	6	0.5	4.0	GX 24-4

UKS	
70 364 ...	PG 1C/72
£	£
600	<del>22.12</del> 13.00
602	<del>24.28</del> 14.00
604	<del>26.46</del> 15.00
606	<del>29.02</del> 17.00

P	●
M	●
K	●
N	○
S	●
H	●
O	○



**Technical support: 0800 073 2 075**  
3 time served engineers,  
available from 8:00 am to 6:00 pm, Monday to Friday  
Email: techsupport.uk@ceratizit.com



Order by 6:00 pm and get your  
guaranteed free express delivery

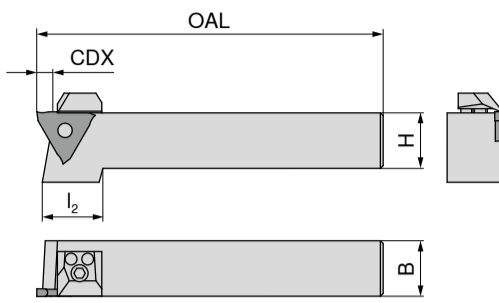


When you see this logo it's  
in stock in Sheffield


## MonoClamp – Radial/Axial TX Grooving Holder 0° 6 mm cutting depth

- ▲ For radial and axial grooving
- ▲ Cutting width 0.5–6.3 mm

Performance



over 85 % off



Illustrations show right-hand versions

ISO designation	H mm	B $\pm 0.1$ mm	OAL mm	l <sub>2</sub> mm	CDX mm	for grooving inserts
R 207.1212.1	12	12	100	24	4	TX R/N/L ...1
R 207.1616.1	16	16	125	22	4	TX R/N/L ...1
R 207.2020.1	20	20	125	21	4	TX R/N/L ...1
R 207.2525.1	25	25	150		4	TX R/N/L ...1
R 207.1212.2	12	12	100	24	6	TX R/N/L ...2
R 207.1616.2	16	16	125	22	6	TX R/N/L ...2
R 207.2020.2	20	20	125	21	6	TX R/N/L ...2
R 207.2525.2	25	25	150		6	TX R/N/L ...2
R 207.1212.3	12	12	100	24	6	TX R/N/L ...3
R 207.1616.3	16	16	125	22	6	TX R/N/L ...3
R 207.2020.3	20	20	125	21	6	TX R/N/L ...3
R 207.2525.3	25	25	150		6	TX R/N/L ...3
R 207.3232.3	32	32	170		6	TX R/N/L ...3

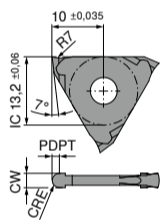
Right-hand

73 500 ...	PG	Y6
£	£	
112	<del>258.13</del>	38.00
116	<del>290.38</del>	34.00
120	<del>178.67</del>	26.00
125	<del>188.01</del>	28.00
212	<del>258.13</del>	38.00
216	<del>290.38</del>	34.00
220	<del>178.67</del>	26.00
225	<del>188.01</del>	28.00
312	<del>258.13</del>	38.00
316	<del>290.38</del>	34.00
320	<del>178.67</del>	26.00
325	<del>188.01</del>	28.00
332	<del>218.52</del>	32.00

## Radial TX insert for corner recessing

- ▲ Full radius for cutting width 0.5–5.0 mm

Performance



over 50 % off

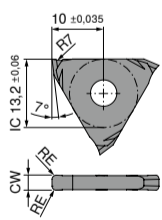


Neutral


Designation	CRE mm	CW $\pm 0.05$ mm	PDPT mm	73 304 ...	PG	Y6
					£	£
TX N 0010.20.2	1.0	2	0.7	204	<del>61.92</del>	27.00
TX N 0015.30.3	1.5	3	1.0	206	<del>65.48</del>	29.00

## TX insert for fine and copy turning

Performance



over 50 % off



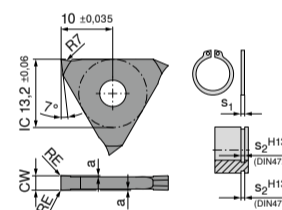
Neutral

Designation	CW $\pm 0.03$ mm	73 303 ...	PG	Y6
			£	£
TX N 0150.02.1	1.5	204	<del>58.83</del>	21.00
TX N 0200.02.1	2.0	206	<del>58.83</del>	21.00
TX N 0200.04.1	2.0	208	<del>58.83</del>	21.00
TX N 0300.06.2	3.0	212	<del>53.71</del>	23.00
TX N 0300.02.2	3.0	210	<del>53.71</del>	23.00
TX N 0300.08.2	3.0	214	<del>53.71</del>	23.00
TX N 0400.08.3	4.0	218	<del>54.16</del>	23.00
TX N 0400.02.3	4.0	216	<del>54.16</del>	23.00
TX N 0400.12.3	4.0	220	<del>54.16</del>	23.00

## TX insert for circlip grooves

- ▲ For circlip grooves according to DIN 471 / 472

Performance



over 50 % off




Neutral

Designation	CW $\pm 0.05$ mm	a $\pm 0.02$ mm	73 300 ...	PG	Y6
				£	£
TX N 0050.00.1	0.57	0.07	204	<del>40.88</del>	17.00
TX N 0060.00.1	0.67	0.07	206	<del>40.88</del>	17.00
TX N 0070.00.1	0.77	0.08	208	<del>40.88</del>	17.00
TX N 0080.00.1	0.87	0.08	210	<del>40.88</del>	17.00
TX N 0090.00.1	0.97	0.08	212	<del>40.88</del>	17.00
TX N 0100.00.1	1.07	0.09	214	<del>40.88</del>	17.00
TX N 0110.00.1	1.24	0.15	216	<del>40.88</del>	17.00
TX N 0130.00.1	1.44	0.15	218	<del>40.88</del>	17.00
TX N 0160.00.1	1.74	0.20	220	<del>40.88</del>	17.00
TX N 0185.00.1	1.99	0.20	222	<del>40.88</del>	17.00
TX N 0215.00.2	2.29	0.20	224	<del>40.88</del>	17.00
TX N 0265.00.2	2.79	0.20	226	<del>40.88</del>	17.00
TX N 0315.00.3	3.29	0.20	228	<del>46.54</del>	18.00

## Tool data always at your fingertips

Cutting data and CAD models for day-to-day assistance

In addition to detailed cutting data we also offer 2D and 3D models to assist you with your tool management or for simulating an operation. All data for this Service is available for you in our Online Shop.





# MINIATURE TURNING TOOLS



Ultra mini system – for micro diameter internal features from 2 mm up to 8 mm.



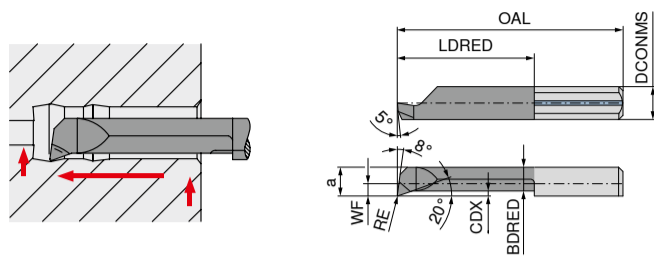
MiniCut system – for small diameter internal features from 8 mm onwards.

### UltraMini – Inserts for internal turning and profiling

▲ CDX = Maximum depth of cut when turning outwards



Performance



over 50 % off

UKS

TiN



ISO designation	DCONMS <sub>h6</sub>	WF	DMIN	a	OAL	LDRED	CDX	BDRED	RE
	mm	mm	mm	mm	mm	mm	mm	mm	mm
R 050.2-5	4		2.0	1.7	19	5	0.1	1.5	0.05
R 050.2-10	4		2.0	1.7	24	10	0.1	1.5	0.05
R 050.2-15	4		2.0	1.7	29	15	0.1	1.5	0.05
R 050.3-10	4	0.6	2.8	2.6	24	10	0.2	2.3	0.10
R 050.3-16	4	0.6	2.8	2.6	30	16	0.2	2.3	0.10
R 050.3-20	4	0.6	2.8	2.6	34	20	0.2	2.3	0.10
R 050.4-10	4	1.5	4.0	3.5	24	10	0.3	3.0	0.10
R 050.4-16	4	1.5	4.0	3.5	30	16	0.3	3.0	0.10
R 050.4-20	4	1.5	4.0	3.5	34	20	0.3	3.0	0.10
R 050.4-24	4	1.5	4.0	3.5	38	24	0.3	3.0	0.10
R 050.4-28	4	1.5	4.0	3.5	42	28	0.3	3.0	0.10
R 050.5-10	5	1.9	5.0	4.4	25	10	0.5	3.8	0.15
R 050.5-15	5	1.9	5.0	4.4	30	15	0.5	3.8	0.15
R 050.5-20	5	1.9	5.0	4.4	35	20	0.5	3.8	0.15
R 050.5-25	5	1.9	5.0	4.4	40	25	0.5	3.8	0.15
R 050.5-30	5	1.9	5.0	4.4	45	30	0.5	3.8	0.15
R 050.5-35	5	1.9	5.0	4.4	50	35	0.5	3.8	0.15
R 050.6-15	6	2.3	6.0	5.3	30	15	0.5	4.5	0.15
R 050.6-22	6	2.3	6.0	5.3	37	22	0.5	4.5	0.15
R 050.6-25	6	2.3	6.0	5.3	40	25	0.5	4.5	0.15
R 050.6-30	6	2.3	6.0	5.3	45	30	0.5	4.5	0.15
R 050.6-35	6	2.3	6.0	5.3	50	35	0.5	4.5	0.15
R 050.6-42	6	2.3	6.0	5.3	57	42	0.5	4.5	0.15
R 050.7-20	7	2.8	6.8	6.3	35	20	0.6	5.5	0.15
R 050.7-25	7	2.8	6.8	6.3	40	25	0.6	5.5	0.15
R 050.7-30	7	2.8	6.8	6.3	45	30	0.6	5.5	0.15
R 050.7-35	7	2.8	7.0	6.3	50	35	0.6	5.5	0.15
R 050.7-40	7	2.8	7.0	6.3	55	40	0.6	5.5	0.15
R 050.7-45	7	2.8	7.0	6.3	60	45	0.6	5.5	0.15
R 050.7-50	7	2.8	7.0	6.3	65	50	0.6	5.5	0.15

Right-hand

73 004 ...	PG	Y5	£	£
520			<del>61.13</del>	27.00
521			<del>66.63</del>	28.00
522			<del>66.07</del>	28.00
531			<del>78.26</del>	28.00
530			<del>77.08</del>	28.00
532			<del>76.07</del>	31.00
541			<del>69.28</del>	29.00
540			<del>69.28</del>	29.00
542			<del>73.84</del>	30.00
545			<del>86.55</del>	32.00
546			<del>94.08</del>	38.00
551			<del>65.55</del>	26.00
552			<del>69.83</del>	29.00
550			<del>71.78</del>	30.00
553			<del>80.98</del>	33.00
554			<del>89.04</del>	38.00
556			<del>103.35</del>	39.00
561			<del>68.54</del>	30.00
560			<del>74.63</del>	30.00
562			<del>79.36</del>	34.00
563			<del>90.18</del>	37.00
564			<del>103.35</del>	39.00
565			<del>117.53</del>	44.00
572			<del>76.15</del>	30.00
573			<del>84.15</del>	38.00
574			<del>95.47</del>	38.00
575			<del>110.00</del>	40.00
576			<del>122.62</del>	44.00
577			<del>127.56</del>	47.00
578			<del>139.08</del>	50.00

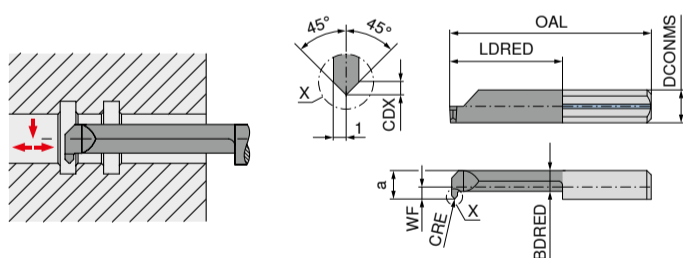
P	●
M	●
K	●
N	●
S	○
H	○
O	●

### UltraMini – Inserts for internal turning and chamfering

▲ CDX = Maximum depth of cut when turning outwards



Performance



over 50 % off

UKS

TiN



ISO designation	DCONMS <sub>h6</sub>	WF	DMIN	a	OAL	LDRED	CDX	BDRED	CRE
	mm	mm	mm	mm	mm	mm	mm	mm	mm
R 060.5-15	5	1.9	5.0	4.4	30	15	0.7	3.3	0.2
R 060.5-20	5	1.9	5.0	4.4	35	20	0.7	3.3	0.2
R 060.7-20	7	2.7	6.8	6.3	35	20	0.7	3.8	0.2

Right-hand

73 006 ...	PG	Y5	£	£
551			<del>62.63</del>	28.00
550			<del>69.74</del>	28.00
570			<del>72.73</del>	31.00

P	●
M	●
K	●
N	●
S	○
H	○
O	●



### Stock around the clock!



### Tool Supply 24/7

If you install a Tool-O-Mat it means that we take on all the procurement and stocking costs for you. You have 100 % availability of all tools at all times and without expenditure.

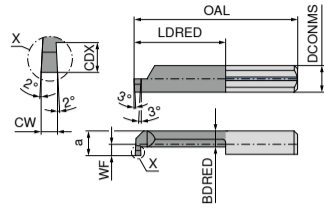
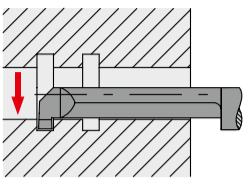


UltraMini – Inserts for Internal Grooving



Performance

over 50 % off



ISO designation	DCONMS <sub>90</sub>	WF	DMIN	a	OAL	LDRED	CDX	BDRD	CW	Right-hand 73 002 ... PG Y5		
mm	mm	mm	mm	mm	mm	mm	mm	mm	mm	£	£	
R 004.0100-10	4	1.5	4.0	3.5	24	10	0.8	2.4	1.0	540	61.74	25.00
R 004.0100-16	4	1.5	4.0	3.5	30	16	0.8	2.4	1.0	541	75.97	30.00
R 004.0100-20	4	1.5	4.0	3.5	34	20	0.8	2.4	1.0	542	81.23	34.00
R 005.0100-10	5	1.9	5.0	4.4	25	10	1.0	3.3	1.0	650	60.72	26.00
R 005.0150-10	5	1.9	5.0	4.4	25	10	1.0	3.3	1.5	654	62.06	26.00
R 005.0200-10	5	1.9	5.0	4.4	25	10	1.0	3.3	2.0	658	62.06	26.00
R 005.0100-15	5	1.9	5.0	4.4	30	15	1.0	3.3	1.0	651	71.42	29.00
R 005.0150-15	5	1.9	5.0	4.4	30	15	1.0	3.3	1.5	655	71.42	29.00
R 005.0200-15	5	1.9	5.0	4.4	30	15	1.0	3.3	2.0	659	71.42	29.00
R 005.0100-20	5	1.9	5.0	4.4	35	20	1.0	3.3	1.0	551	80.52	32.00
R 005.0150-20	5	1.9	5.0	4.4	35	20	1.0	3.3	1.5	552	80.52	32.00
R 005.0200-20	5	1.9	5.0	4.4	35	20	1.0	3.3	2.0	553	80.52	32.00
R 005.0100-25	5	1.9	5.0	4.4	40	25	1.0	3.3	1.0	652	80.22	35.00
R 005.0150-25	5	1.9	5.0	4.4	40	25	1.0	3.3	1.5	656	80.22	35.00
R 005.0200-25	5	1.9	5.0	4.4	40	25	1.0	3.3	2.0	750	80.70	36.00
R 005.0100-30	5	1.9	5.0	4.4	45	30	1.0	3.3	1.0	653	80.30	39.00
R 005.0150-30	5	1.9	5.0	4.4	45	30	1.0	3.3	1.5	657	80.30	39.00
R 005.0200-30	5	1.9	5.0	4.4	45	30	1.0	3.3	2.0	751	100.05	39.00
R 005.0100-35	5	1.9	5.0	4.4	50	35	1.0	3.3	1.0	680	100.30	41.00
R 006.0100-10	6	2.3	6.0	5.3	25	10	1.8	3.4	1.0	660	61.84	26.00
R 006.0150-10	6	2.3	6.0	5.3	25	10	1.8	3.4	1.5	664	60.22	26.00
R 006.0200-10	6	2.3	6.0	5.3	25	10	1.8	3.4	2.0	668	61.84	26.00
R 006.0100-15	6	2.3	6.0	5.3	30	15	1.8	3.4	1.0	661	71.70	30.00
R 006.0150-15	6	2.3	6.0	5.3	30	15	1.8	3.4	1.5	665	71.70	30.00
R 006.0200-15	6	2.3	6.0	5.3	30	15	1.8	3.4	2.0	669	71.70	30.00
R 006.0100-22	6	2.3	6.0	5.3	37	22	1.8	3.4	1.0	561	81.09	33.00
R 006.0150-22	6	2.3	6.0	5.3	37	22	1.8	3.4	1.5	562	81.09	33.00
R 006.0200-22	6	2.3	6.0	5.3	37	22	1.8	3.4	2.0	563	81.09	33.00
R 006.0100-25	6	2.3	6.0	5.3	40	25	1.8	3.4	1.0	662	80.70	36.00
R 006.0150-25	6	2.3	6.0	5.3	40	25	1.8	3.4	1.5	666	80.70	36.00
R 006.0200-25	6	2.3	6.0	5.3	40	25	1.8	3.4	2.0	760	80.70	36.00
R 006.0100-30	6	2.3	6.0	5.3	45	30	1.8	3.4	1.0	663	100.05	39.00
R 006.0150-30	6	2.3	6.0	5.3	45	30	1.8	3.4	1.5	667	100.05	39.00
R 006.0200-30	6	2.3	6.0	5.3	45	30	1.8	3.4	2.0	761	100.05	39.00
R 006.0100-35	6	2.3	6.0	5.3	50	35	1.8	3.4	1.0	682	100.30	41.00
R 006.0150-35	6	2.3	6.0	5.3	50	35	1.8	3.4	1.5	684	100.30	41.00
R 006.0100-42	6	2.3	6.0	5.3	57	42	1.8	3.4	1.0	685	121.60	46.00
R 007.0100-10	7	2.7	6.8	6.3	25	10	2.5	3.8	1.0	570	62.06	25.00
R 007.0150-10	7	2.7	6.8	6.3	25	10	2.5	3.8	1.5	575	62.06	25.00
R 007.0200-10	7	2.7	6.8	6.3	25	10	2.5	3.8	2.0	670	62.06	25.00
R 007.0100-15	7	2.7	6.8	6.3	30	15	2.5	3.8	1.0	571	72.46	29.00
R 007.0150-15	7	2.7	6.8	6.3	30	15	2.5	3.8	1.5	576	72.46	29.00
R 007.0200-15	7	2.7	6.8	6.3	30	15	2.5	3.8	2.0	671	80.30	29.00
R 007.0100-22	7	2.7	6.8	6.3	37	22	2.5	3.8	1.0	572	82.77	34.00
R 007.0150-22	7	2.7	6.8	6.3	37	22	2.5	3.8	1.5	577	82.77	34.00
R 007.0200-22	7	2.7	6.8	6.3	37	22	2.5	3.8	2.0	672	82.77	34.00
R 007.0100-25	7	2.7	6.8	6.3	40	25	2.5	3.8	1.0	573	90.75	36.00
R 007.0150-25	7	2.7	6.8	6.3	40	25	2.5	3.8	1.5	578	90.75	36.00
R 007.0200-25	7	2.7	6.8	6.3	40	25	2.5	3.8	2.0	673	90.43	36.00
R 007.0100-30	7	2.7	6.8	6.3	45	30	2.5	3.8	1.0	574	101.75	40.00
R 007.0150-30	7	2.7	6.8	6.3	45	30	2.5	3.8	1.5	579	90.43	40.00
R 007.0200-30	7	2.7	6.8	6.3	45	30	2.5	3.8	2.0	674	95.47	40.00
R 007.0100-35	7	2.7	7.0	6.3	50	35	2.5	3.8	1.0	688	111.44	44.00
R 007.0150-35	7	2.7	7.0	6.3	50	35	2.5	3.8	1.5	690	111.44	44.00
R 007.0200-35	7	2.7	7.0	6.3	50	35	2.5	3.8	2.0	692	111.44	44.00
R 007.0100-40	7	2.7	7.0	6.3	55	40	2.5	3.8	1.0	700	123.57	46.00
R 007.0150-40	7	2.7	7.0	6.3	55	40	2.5	3.8	1.5	702	123.57	46.00
R 007.0100-45	7	2.7	7.0	6.3	60	45	2.5	3.8	1.0	712	134.23	50.00
R 007.0100-50	7	2.7	7.0	6.3	65	50	2.5	3.8	1.0	714	143.54	54.00

P	●
M	●
K	●
N	●
S	○
H	○
O	●

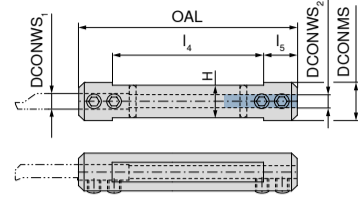
UltraMini – Standard tool holder for cutting inserts

- ▲ double ended
- ▲ Machining diameter from Ø 0.5 mm

Scope of supply:  
Tool holder with allen key

Performance

over 85 % off



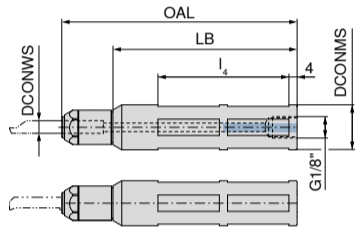
Designation	DCONWS <sub>1</sub>	DCONWS <sub>2</sub>	DCONMS	OAL	l <sub>4</sub>	l <sub>5</sub>	H	73 080 ... PG Y5		
mm	mm	mm	mm	mm	mm	mm	mm	£	£	
645.0012-D	4	5	12	75	55	10	10.3	163	230.44	34.00
645.0016-D	4	5	16	75	55	10	14.0	164	242.05	36.00
645.0020-D	4	5	20	90	70	10	18.0	165	260.65	39.00
676.0016-D	6	7	16	75	55	10	14.0	166	242.05	36.00
676.0020-D	6	7	20	90	70	10	18.0	167	260.65	39.00

UltraMini – Quick change tool holder for cutting inserts

Scope of supply:  
Tool holder, lock nut and clamping wedge

Performance

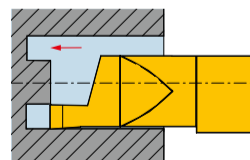
over 85 % off



Designation	DCONWS	DCONMS <sub>90</sub>	OAL	LB	l <sub>4</sub>	73 089 ... PG Y5		
mm	mm	mm	mm	mm	mm	£	£	
UM600H.0012.4	4	12.00	115	90	64	124	434.99	65.00
UM600H.0016.4	4	16.00	115	90	64	164	394.64	59.00
UM600H.001905.4	4	19.05	115	90	64	194	423.47	63.00
UM600H.0020.4	4	20.00	115	90	64	204	417.74	62.00
UM600H.0022.4	4	22.00	115	90	64	224	424.04	63.00
UM600H.0025.4	4	25.00	115	90	64	254	433.55	65.00
UM600H.00254.4	4	25.40	115	90	64	264	442.20	66.00
UM600H.0028.4	4	28.00	115	90	64	284	442.20	66.00
UM600H.0012.5	5	12.00	115	90	64	125	424.09	65.00
UM600H.0016.5	5	16.00	115	90	64	165	394.64	59.00
UM600H.001905.5	5	19.05	115	90	64	195	423.47	63.00
UM600H.0020.5	5	20.00	115	90	64	205	417.74	62.00
UM600H.0022.5	5	22.00	115	90	64	225	424.09	63.00
UM600H.0025.5	5	25.00	115	90	64	255	433.55	65.00
UM600H.00254.5	5	25.40	115	90	64	265	442.20	66.00
UM600H.0028.5	5	28.00	115	90	64	285	442.20	66.00
UM600H.0012.6	6	12.00	115	90	64	126	434.99	65.00
UM600H.0016.6	6	16.00	115	90	64	166	394.64	59.00
UM600H.001905.6	6	19.05	115	90	64	196	423.47	63.00
UM600H.0020.6	6	20.00	115	90	64	206	417.74	62.00
UM600H.0022.6	6	22.00	115	90	64	226	424.09	63.00
UM600H.0025.6	6	25.00	115	90	64	256	433.55	65.00
UM600H.00254.6	6	25.40	115	90	64	266	442.20	66.00
UM600H.0028.6	6	28.00	115	90	64	286	442.20	66.00
UM600H.0012.7	7	12.00	115	90	64	127	434.99	65.00
UM600H.0016.7	7	16.00	115	90	64	167	394.64	59.00
UM600H.001905.7	7	19.05	115	90	64	197	423.47	63.00
UM600H.0020.7	7	20.00	115	90	64	207	417.74	62.00
UM600H.0022.7	7	22.00	115	90	64	227	424.09	63.00
UM600H.0025.7	7	25.00	115	90	64	257	433.55	65.00
UM600H.00254.7	7	25.40	115	90	64	267	442.20	66.00
UM600H.0028.7	7	28.00	115	90	64	287	442.20	66.00

ⓘ Avoid pulling cuts. When using thro' coolant supply, tighten using key!

Axial grooving



Minimum external diameter of groove 6.0 mm  
At 1.5 mm grooving width  
Up to 2.0 mm


## MiniCut – Internal undercut insert

▲ CDX =  $a_{pmax}$



CWX500

Performance



over 50 % off



Size	ISO designation	DMIN mm	PDPT mm	W1 mm	PDY mm	S1 mm	RE mm	CDX mm	PSIR °	RA °
08	8,00. R.30°1,0	7.8	1.0	3.5	4.65	6	0.2	0.4	30	3
	8,00. R.47°1,2	7.8	1.2	3.5	4.65	6	0.2	0.4	47	3
11	11,00. R.30°2,3	11.0	2.3	4.2	6.70	8	0.2	0.6	30	3
	11,00. R.47°2,3	11.0	2.3	4.2	6.70	8	0.2	0.6	47	3
14	13,70. R.47°3,0	13.7	3.0	5.3	8.70	9	0.2	0.8	47	3
	13,70. R.30°4,0	13.7	4.0	5.3	8.70	9	0.2	0.8	30	3

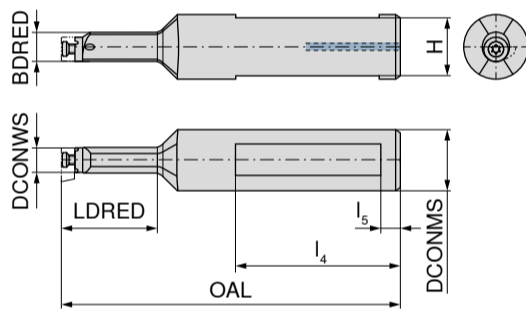
Right-hand

73 326 ...	PG	Y5
010	£	£
012	<del>57.04</del>	21.00
	<del>49.52</del>	18.00
423	<del>55.68</del>	20.00
323	<del>48.22</del>	18.00
530	<del>49.52</del>	18.00
540	<del>57.04</del>	21.00


P	•
M	•
K	•
N	•
S	•
H	•
O	•

## MiniCut – Steel Tool holder

Performance



over 85 % off



Designation	a mm	DCONMS <sub>17</sub> mm	OAL mm	I <sub>4</sub> mm	LDRED mm	BDRED mm	H mm	I <sub>5</sub> mm
8,00/16.N.12.1,0	7.8	16	80	60	12		15.0	5
8,00/16.N.22.1,0	7.8	16	90	60	22	7.0	15.0	5
11,00/16.N.16.2,3	10.7	16	97	60	16		14.5	5
11,00/16.N.29.2,3	10.7	16	110	60	29	9.5	14.5	5
14,00/16.N.18.4,0	13.8	16	100	60	18	11.0	14.5	5
14,00/16.N.38.4,0	13.8	16	120	60	38	11.0	14.5	5

73 522 ...	PG	Y5
012	£	£
122	<del>255.44</del>	38.00
016	<del>292.72</del>	43.00
016	<del>255.44</del>	38.00
129	<del>292.72</del>	43.00
018	<del>292.72</del>	43.00
138	<del>292.72</del>	43.00

**1**  
New Email  
CERATIZIT UK & Ireland

Open

**SUBSCRIBE TO**

**WIN**

Subscribe to receive email newsletters from CERATIZIT UK & Ireland to enter our monthly draw and be in with a chance of winning a **£500 tooling package**

**SUBSCRIBE NOW**





## SOLID CARBIDE MILLING CUTTERS



SilverLine – first choice for high performance solid carbide milling applications in all materials.



AluLine – first choice for high performance solid carbide milling of aluminium.



CircularLine – first choice for high performance trochoidal milling and modern CAM machining strategies.



Ti1000 CoreLine – cost effective solution for all standard applications and materials.



Solid carbide slitting saws for grooves and cut offs.

# FIRST CHOICE FOR HIGH PERFORMANCE SOLID CARBIDE MILLING APPLICATIONS



### Optimised core geometry

- ▲ Less vibration even with high angles of contact
- ▲ Significantly increased fracture resistance

### Latest Dragonskin coating

- ▲ Processing of almost all materials
- ▲ Increased temperature resistance
- ▲ Wet and dry machining

### Improved chip clearance

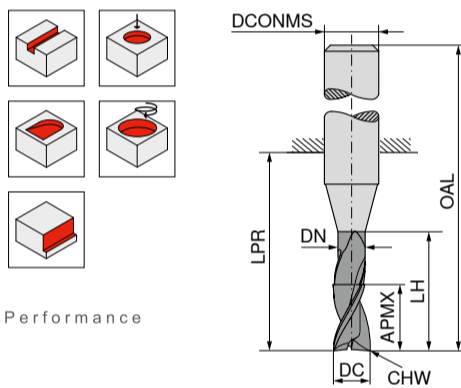
- ▲ Smoother processing
- ▲ Lower forces during chip formation
- ▲ Reduced heat generation

### Expanded product range

- ▲ Greater range of diameters
- ▲ Increased range of flute options
- ▲ HA shank options
- ▲ Versions with thro' coolant
- ▲ Roughing-finishing milling cutters
- ▲ Rough milling cutters
- ▲ Full slot milling cutters



## SilverLine – End milling cutter



Performance

over 50 % off



DRAGONSKIN



DRAGONSKIN



DRAGONSKIN

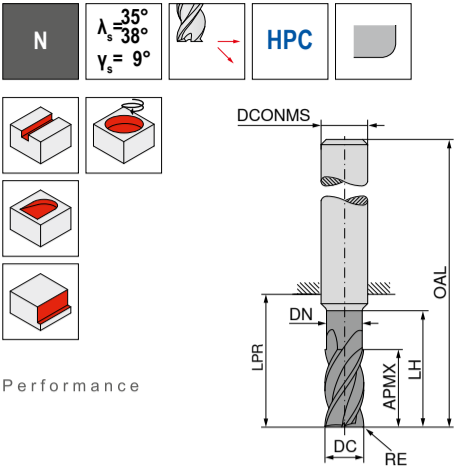


DC <sub>16</sub>	APMX	DN	LH	LPR	OAL	DCONMS <sub>16</sub>	CHW	ZEFP
mm	mm	mm	mm	mm	mm	mm	mm	
3.0	8	2.9	15	21	57	6	0.1	3
3.5	11	3.4	16	21	57	6	0.1	3
4.0	8	3.9	15	18	54	6	0.1	3
4.0	11	3.9	16	21	57	6	0.1	3
4.0	16			26	62	6	0.1	3
4.5	13	4.4	19	21	57	6	0.1	3
5.0	9	4.9	16	18	54	6	0.1	3
5.0	13	4.9	19	21	57	6	0.1	3
5.0	17			26	62	6	0.1	3
5.5	13	5.4	19	21	57	6	0.1	3
6.0	10	5.9	17	18	54	6	0.2	3
6.0	13	5.9	19	21	57	6	0.2	3
6.0	18			26	62	6	0.2	3
6.5	19	6.3	25	27	63	8	0.2	3
7.0	19	6.8	25	27	63	8	0.2	3
7.5	19	7.3	25	27	63	8	0.2	3
8.0	12	7.8	20	22	58	8	0.2	3
8.0	19	7.8	25	27	63	8	0.2	3
8.0	24			32	68	8	0.2	3
8.5	22	8.2	30	32	72	10	0.2	3
9.0	22	8.7	30	32	72	10	0.2	3
9.5	22	9.2	30	32	72	10	0.2	3
10.0	14	9.7	24	26	66	10	0.2	3
10.0	22	9.7	30	32	72	10	0.2	3
10.0	30			40	80	10	0.2	3
12.0	16	11.7	26	28	73	12	0.2	3
12.0	26	11.7	36	38	83	12	0.2	3
12.0	36			48	93	12	0.2	3
14.0	18	13.7	28	30	75	14	0.2	3
14.0	26	13.7	36	38	83	14	0.2	3
14.0	42			54	99	14	0.2	3
16.0	22	15.5	32	34	82	16	0.2	3
16.0	32	15.5	42	44	92	16	0.2	3
16.0	48			60	108	16	0.2	3
18.0	24	17.5	34	36	84	18	0.2	3
18.0	32	17.5	42	44	92	18	0.2	3
18.0	54			66	114	18	0.2	3
20.0	26	19.5	40	42	92	20	0.2	3
20.0	38	19.5	52	54	104	20	0.2	3
20.0	60			76	126	20	0.2	3

	50 966 ...	PG V0/5A	50 966 ...	PG V0/5A	50 966 ...	PG V0/5A
	£	£	£	£	£	£
P	•	•	•	•	•	•
M	•	•	•	•	•	•
K	•	•	•	•	•	•
N	○	○	○	○	○	○
S	•	•	•	•	•	•
H	•	•	•	•	•	•
O	•	•	•	•	•	•

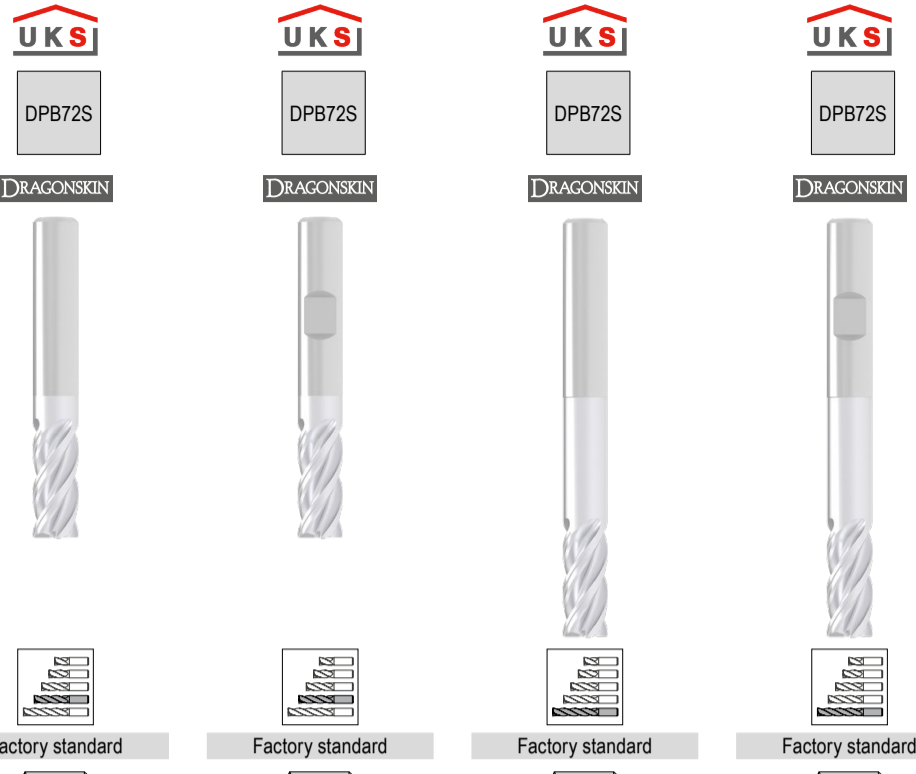


## SilverLine – End milling cutter with corner radius



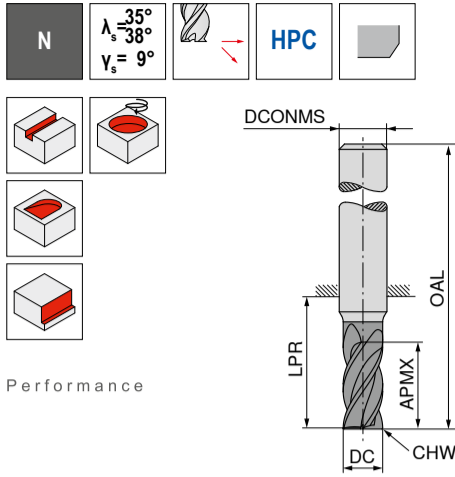
Performance

**over 50 % off**



DC <sub>Rb</sub>	RE <sub>e0.05</sub>	APMX	DN	LH	LPR	OAL	DCONMS <sub>hg</sub>	ZEFP	50 970 ... PG V0/5A		50 971 ... PG V0/5A		50 970 ... PG V0/5A		50 971 ... PG V0/5A	
									£	£	£	£	£	£	£	£
3	0.10	8.0	2.8	13	21	57	6	4	<del>89.18</del>	44.00	<del>89.18</del>	44.00	<del>89.18</del>	52.00	<del>89.18</del>	52.00
3	0.40	8.0	2.8	13	21	57	6	4	<del>89.18</del>	44.00	<del>89.18</del>	44.00	<del>104.81</del>	52.00	<del>104.81</del>	52.00
3	0.50	8.0	2.8	13	21	57	6	4	<del>89.18</del>	44.00	<del>89.18</del>	44.00	<del>104.81</del>	52.00	<del>104.81</del>	52.00
3	1.00	8.0	2.8	13	21	57	6	4	<del>89.18</del>	44.00	<del>89.18</del>	44.00	<del>104.81</del>	52.00	<del>104.81</del>	52.00
3	0.50	6.5	2.8	15	22	58	6	4	<del>89.18</del>	44.00	<del>89.18</del>	44.00	<del>104.81</del>	52.00	<del>104.81</del>	52.00
3	0.30	6.5	2.8	15	22	58	6	4	<del>89.18</del>	44.00	<del>89.18</del>	44.00	<del>104.81</del>	52.00	<del>104.81</del>	52.00
3	0.80	6.5	2.8	15	22	58	6	4	<del>89.18</del>	44.00	<del>89.18</del>	44.00	<del>104.81</del>	52.00	<del>104.81</del>	52.00
4	0.40	11.0	3.8	17	21	57	6	4	<del>89.18</del>	44.00	<del>89.18</del>	44.00	<del>104.81</del>	52.00	<del>104.81</del>	52.00
4	0.10	11.0	3.8	17	21	57	6	4	<del>89.18</del>	44.00	<del>89.18</del>	44.00	<del>104.81</del>	52.00	<del>104.81</del>	52.00
4	0.50	11.0	3.8	17	21	57	6	4	<del>89.18</del>	44.00	<del>89.18</del>	44.00	<del>104.81</del>	52.00	<del>104.81</del>	52.00
4	1.00	11.0	3.8	17	21	57	6	4	<del>89.18</del>	44.00	<del>89.18</del>	44.00	<del>104.81</del>	52.00	<del>104.81</del>	52.00
4	0.50	8.5	3.8	20	26	62	6	4	<del>89.18</del>	44.00	<del>89.18</del>	44.00	<del>104.81</del>	52.00	<del>104.81</del>	52.00
4	0.40	8.5	3.8	20	26	62	6	4	<del>89.18</del>	44.00	<del>89.18</del>	44.00	<del>104.81</del>	52.00	<del>104.81</del>	52.00
4	0.80	8.5	3.8	20	26	62	6	4	<del>89.18</del>	44.00	<del>89.18</del>	44.00	<del>104.81</del>	52.00	<del>104.81</del>	52.00
5	1.00	13.0	4.8	19	21	57	6	4	<del>90.62</del>	45.00	<del>90.62</del>	45.00	<del>106.46</del>	53.00	<del>106.46</del>	53.00
5	0.10	13.0	4.8	19	21	57	6	4	<del>90.62</del>	45.00	<del>90.62</del>	45.00	<del>106.46</del>	53.00	<del>106.46</del>	53.00
5	0.50	13.0	4.8	19	21	57	6	4	<del>90.62</del>	45.00	<del>90.62</del>	45.00	<del>106.46</del>	53.00	<del>106.46</del>	53.00
5	0.80	10.5	4.8	25	34	70	6	4	<del>90.62</del>	45.00	<del>90.62</del>	45.00	<del>106.46</del>	53.00	<del>106.46</del>	53.00
5	0.50	10.5	4.8	25	34	70	6	4	<del>90.62</del>	45.00	<del>90.62</del>	45.00	<del>106.46</del>	53.00	<del>106.46</del>	53.00
6	1.00	13.0	5.8	19	21	57	6	4	<del>88.43</del>	44.00	<del>88.43</del>	44.00	<del>106.46</del>	53.00	<del>106.46</del>	53.00
6	0.10	13.0	5.8	19	21	57	6	4	<del>88.43</del>	44.00	<del>88.43</del>	44.00	<del>106.46</del>	53.00	<del>106.46</del>	53.00
6	0.50	13.0	5.8	19	21	57	6	4	<del>88.43</del>	44.00	<del>88.43</del>	44.00	<del>106.46</del>	53.00	<del>106.46</del>	53.00
6	1.50	13.0	5.8	19	21	57	6	4	<del>88.43</del>	44.00	<del>88.43</del>	44.00	<del>106.46</del>	53.00	<del>106.46</del>	53.00
6	0.80	13.0	5.8	30	34	70	6	4	<del>88.43</del>	44.00	<del>88.43</del>	44.00	<del>106.46</del>	53.00	<del>106.46</del>	53.00
6	0.60	13.0	5.8	30	34	70	6	4	<del>88.43</del>	44.00	<del>88.43</del>	44.00	<del>106.46</del>	53.00	<del>106.46</del>	53.00
6	1.00	13.0	5.8	30	34	70	6	4	<del>88.43</del>	44.00	<del>88.43</del>	44.00	<del>106.46</del>	53.00	<del>106.46</del>	53.00
8	0.50	21.0	7.7	25	27	63	8	4	<del>110.87</del>	55.00	<del>110.87</del>	55.00	<del>128.99</del>	64.00	<del>128.99</del>	64.00
8	0.15	21.0	7.7	25	27	63	8	4	<del>110.87</del>	55.00	<del>110.87</del>	55.00	<del>128.99</del>	64.00	<del>128.99</del>	64.00
8	1.00	21.0	7.7	25	27	63	8	4	<del>110.87</del>	55.00	<del>110.87</del>	55.00	<del>128.99</del>	64.00	<del>128.99</del>	64.00
8	1.50	21.0	7.7	25	27	63	8	4	<del>110.87</del>	55.00	<del>110.87</del>	55.00	<del>128.99</del>	64.00	<del>128.99</del>	64.00
8	2.00	21.0	7.7	25	27	63	8	4	<del>110.87</del>	55.00	<del>110.87</del>	55.00	<del>128.99</del>	64.00	<del>128.99</del>	64.00
8	1.50	17.0	7.7	40	44	80	8	4	<del>110.87</del>	55.00	<del>110.87</del>	55.00	<del>128.99</del>	64.00	<del>128.99</del>	64.00
8	0.80	17.0	7.7	40	44	80	8	4	<del>110.87</del>	55.00	<del>110.87</del>	55.00	<del>128.99</del>	64.00	<del>128.99</del>	64.00
8	1.00	17.0	7.7	40	44	80	8	4	<del>110.87</del>	55.00	<del>110.87</del>	55.00	<del>128.99</del>	64.00	<del>128.99</del>	64.00
8	2.00	17.0	7.7	40	44	80	8	4	<del>110.87</del>	55.00	<del>110.87</del>	55.00	<del>128.99</del>	64.00	<del>128.99</del>	64.00
10	0.15	22.0	9.7	30	32	72	10	4	<del>138.54</del>	69.00	<del>138.54</del>	69.00	<del>159.44</del>	79.00	<del>159.44</del>	79.00
10	0.50	22.0	9.7	30	32	72	10	4	<del>138.54</del>	69.00	<del>138.54</del>	69.00	<del>159.44</del>	79.00	<del>159.44</del>	79.00
10	1.00	22.0	9.7	30	32	72	10	4	<del>138.54</del>	69.00	<del>138.54</del>	69.00	<del>159.44</del>	79.00	<del>159.44</del>	79.00
10	1.50	22.0	9.7	30	32	72	10	4	<del>138.54</del>	69.00	<del>138.54</del>	69.00	<del>159.44</del>	79.00	<del>159.44</del>	79.00
10	2.00	22.0	9.7	30	32	72	10	4	<del>138.54</del>	69.00	<del>138.54</del>	69.00	<del>159.44</del>	79.00	<del>159.44</del>	79.00
10	1.50	21.0	9.7	50	54	94	10	4	<del>138.54</del>	69.00	<del>138.54</del>	69.00	<del>159.44</del>	79.00	<del>159.44</del>	79.00
10	0.50	21.0	9.7	50	54	94	10	4	<del>138.54</del>	69.00	<del>138.54</del>	69.00	<del>159.44</del>	79.00	<del>159.44</del>	79.00
10	1.00	21.0	9.7	50	54	94	10	4	<del>138.54</del>	69.00	<del>138.54</del>	69.00	<del>159.44</del>	79.00	<del>159.44</del>	79.00
10	2.00	21.0	9.7	50	54	94	10	4	<del>138.54</del>	69.00	<del>138.54</del>	69.00	<del>159.44</del>	79.00	<del>159.44</del>	79.00
12	0.20	26.0	11.6	36	38	83	12	4	<del>213.87</del>	106.00	<del>213.87</del>	106.00	<del>242.46</del>	121.00	<del>242.46</del>	121.00
12	0.50	26.0	11.6	36	38	83	12	4	<del>213.87</del>	106.00	<del>213.87</del>	106.00	<del>242.46</del>	121.00	<del>242.46</del>	121.00
12	1.00	26.0	11.6	36	38	83	12	4	<del>213.87</del>	106.00	<del>213.87</del>	106.00	<del>242.46</del>	121.00	<del>242.46</del>	121.00
12	1.50	26.0	11.6	36	38	83	12	4	<del>213.87</del>	106.00	<del>213.87</del>	106.00	<del>242.46</del>	121.00	<del>242.46</del>	121.00
12	2.00	26.0	11.6	36	38	83	12	4	<del>213.87</del>	106.00	<del>213.87</del>	106.00	<del>242.46</del>	121.00	<del>242.46</del>	121.00
12	3.00	26.0	11.6	36	38	83	12	4	<del>213.87</del>	106.00	<del>213.87</del>	106.00	<del>242.46</del>	121.00	<del>242.46</del>	121.00
12	4.00	26.0	11.6	36	38	83	12	4	<del>213.87</del>	106.00	<del>213.87</del>	106.00	<del>242.46</del>	121.00	<del>242.46</del>	121.00
12	2.00	25.0	11.6	60	64	109	12	4	<del>213.87</del>	106.00	<del>213.87</del>	106.00	<del>242.46</del>	121.00	<del>242.46</del>	121.00
12	0.50	25.0	11.6	60	64	109	12	4	<del>213.87</del>	106.00	<del>213.87</del>	106.00	<del>242.46</del>	121.00	<del>242.46</del>	121.00
12	1.00	25.0	11.6	60	64	109	12	4	<del>213.87</del>	106.00	<del>213.87</del>	106.00	<del>242.46</del>	121.00	<del>242.46</del>	121.00
12	1.50	25.0	11.6	60	64	109	12	4	<del>213.87</del>	106.00	<del>213.87</del>	106.00	<del>242.46</del>	121.00	<del>242.46</del>	121.00
12	3.00	25.0	11.6	60	64	109	12	4	<del>213.87</del>	106.00	<del>213.87</del>	106.00	<del>242.46</del>	121.00	<del>242.46</del>	121.00
14	0.30	26.0	13.6	36	38	83	14	4	<del>323.48</del>	161.00	<del>323.48</del>	161.00	<del>362.88</del>	181.00	<del>362.88</del>	181.00
14	1.00	26.0	13.6	36	38	83	14	4	<del>323.48</del>	161.00	<del>323.48</del>	161.00	<del>362.88</del>	181.00	<del>362.88</del>	181.00
14	2.00	26.0	13.6	36	38	83	14	4	<del>323.48</del>	161.00	<del>323.48</del>	161.00	<del>362.88</del>	181.00	<del>362.88</del>	181.00
14	3.00	26.0	13.6	36	38	83	14	4	<del>323.48</del>	161.00	<del>323.48</del>	161.00	<del>362.88</del>	181.00	<del>362.88</del>	181.00
14	4.00	26.0	13.6	36	38	83	14	4	<del>323.48</del>	161.00	<del>323.48</del>	161.00	<del>362.88</del>	181.00	<del>362.88</del>	181.00
14	3.00	29.0	13.6	70	74	119	14	4	<del>323.48</del>	161.00	<del>323.48</del>	161.00	<del>362.88</del>	181.00	<del>362.88</del>	181.00
14	1.00	29.0	13.6	70	74	119	14	4	<del>323.48</del>	161.00	<del>323.48</del>	161.00	<del>362.88</del>	181.00	<del>362.88</del>	181.00
14	2.00	29.0	13.6	70	74	119	14	4	<del>323.48</del>	161.00	<del>323.48</del>	161.00	<del>362.88</del>	181.00	<del>362.88</del>	181.00
14	4.00	29.0	13.6	70	74	119	14	4	<del>323.48</del>	161.00	<del>323.48</del>	161.00	<del>362.88</del>	181.00	<del>362.88</del>	181.00
16	1.00	36.0	15.5	42	44	92	16	4	<del>323.48</del>	161.00	<del>323.48</del>	161.00	<del>362.88</del>	181.00	<del>362.88</del>	181.00
16	0.30	36.0	15.5	42	44	92	16	4	<del>323.48</del>	161.00	<del>323.48</del>	161.00	<del>362.88</del>	181.00	<del>362.88</del>	181.00
16	2.00	36.0	15.5	42	44	92	16	4	<del>323.48</del>	161.00	<del>323.48</del>	161.00	<del>362.88</del>	181.00	<del>362.88</del>	181.00
16	3.00	36.0														

SilverLine – End milling cutter



Performance

over 50 % off

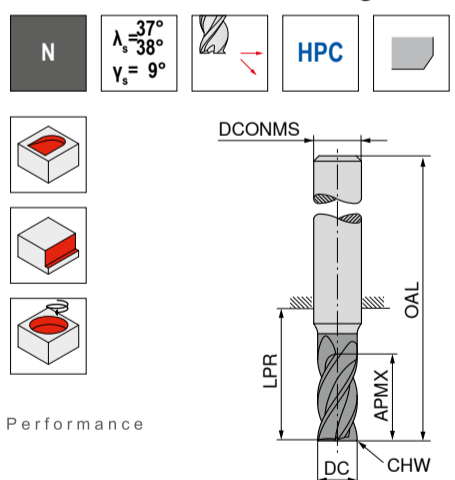


DC <sub>18</sub>	APMX	LPR	OAL	DCONMS <sub>16</sub>	CHW	ZEPF
mm	mm	mm	mm	mm	mm	
3.0	5	14	50	6	0.1	4
3.0	8	21	57	6	0.1	4
3.5	8	18	54	6	0.1	4
3.5	11	21	57	6	0.1	4
4.0	8	18	54	6	0.1	4
4.0	11	21	57	6	0.1	4
4.5	9	18	54	6	0.1	4
4.5	13	21	57	6	0.1	4
5.0	9	18	54	6	0.1	4
5.0	13	21	57	6	0.1	4
5.5	10	18	54	6	0.1	4
5.5	13	21	57	6	0.1	4
6.0	10	18	54	6	0.1	4
6.0	13	21	57	6	0.1	4
7.0	12	22	58	8	0.2	4
7.0	21	27	63	8	0.2	4
8.0	12	22	58	8	0.2	4
8.0	21	27	63	8	0.2	4
9.0	14	26	66	10	0.2	4
9.0	22	32	72	10	0.2	4
10.0	14	26	66	10	0.2	4
10.0	22	32	72	10	0.2	4
11.0	16	28	73	12	0.3	4
11.0	26	38	83	12	0.3	4
12.0	16	28	73	12	0.3	4
12.0	26	38	83	12	0.3	4
14.0	16	28	73	14	0.3	4
14.0	26	38	83	14	0.3	4
15.0	22	34	82	16	0.3	4
15.0	36	44	92	16	0.3	4
16.0	22	34	82	16	0.3	4
16.0	36	44	92	16	0.3	4
17.0	22	34	82	18	0.3	4
17.0	36	44	92	18	0.3	4
18.0	22	34	82	18	0.3	4
18.0	36	44	92	18	0.3	4
19.0	26	42	92	20	0.3	4
19.0	41	54	104	20	0.3	4
20.0	26	42	92	20	0.3	4
20.0	41	54	104	20	0.3	4

Model	50 972 ... PG V0/5A		50 973 ... PG V0/5A		50 972 ... PG V0/5A		50 973 ... PG V0/5A	
	£	£	£	£	£	£	£	£
03100	<del>66.46</del>	33.00	03100	<del>66.46</del>	33.00	03200	<del>66.46</del>	33.00
03600	<del>66.46</del>	33.00	03600	<del>66.46</del>	33.00	03700	<del>66.46</del>	33.00
04100	<del>66.46</del>	33.00	04100	<del>66.46</del>	33.00	04200	<del>66.46</del>	33.00
04600	<del>67.55</del>	33.00	04600	<del>67.55</del>	33.00	04700	<del>67.55</del>	33.00
05100	<del>67.55</del>	33.00	05100	<del>67.55</del>	33.00	05200	<del>67.55</del>	33.00
05600	<del>65.34</del>	32.00	05600	<del>65.34</del>	32.00	05700	<del>65.34</del>	32.00
06100	<del>65.34</del>	32.00	06100	<del>65.34</del>	32.00	06200	<del>65.34</del>	32.00
07100	<del>86.88</del>	43.00	07100	<del>86.88</del>	43.00	07200	<del>86.88</del>	43.00
08100	<del>86.88</del>	43.00	08100	<del>86.88</del>	43.00	08200	<del>86.88</del>	43.00
09100	<del>113.40</del>	56.00	09100	<del>113.40</del>	56.00	09200	<del>113.40</del>	56.00
10100	<del>113.40</del>	56.00	10100	<del>113.40</del>	56.00	10200	<del>113.40</del>	56.00
11100	<del>179.23</del>	89.00	11100	<del>179.23</del>	89.00	11200	<del>179.23</del>	89.00
12100	<del>179.23</del>	89.00	12100	<del>179.23</del>	89.00	12200	<del>179.23</del>	89.00
14100	<del>239.33</del>	115.00	14100	<del>239.33</del>	115.00	14200	<del>239.33</del>	115.00
15100	<del>284.52</del>	142.00	15100	<del>284.52</del>	142.00	15200	<del>284.52</del>	142.00
16100	<del>284.52</del>	142.00	16100	<del>284.52</del>	142.00	16200	<del>284.52</del>	142.00
17100	<del>386.87</del>	193.00	17100	<del>386.87</del>	193.00	17200	<del>386.87</del>	193.00
18100	<del>386.87</del>	193.00	18100	<del>386.87</del>	193.00	18200	<del>386.87</del>	193.00
19100	<del>438.99</del>	219.00	19100	<del>438.99</del>	219.00	19200	<del>438.99</del>	219.00
20100	<del>438.99</del>	219.00	20100	<del>438.99</del>	219.00	20200	<del>438.99</del>	219.00


P	•	•	•	•
M	•	•	•	•
K	•	•	•	•
N	○	○	○	○
S	•	•	•	•
H	•	•	•	•
O	•	•	•	•

SilverLine – End milling cutter



Performance

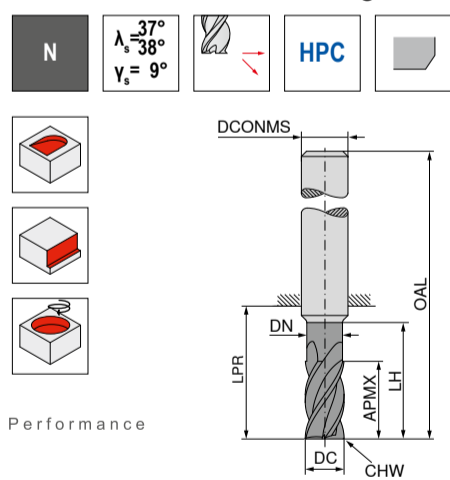
over 50 % off



Model	50 993 ... PG V0/5A		50 995 ... PG V0/5A		
	£	£	£	£	
06100	<del>54.22</del>	27.00	06100	<del>54.22</del>	27.00
08100	<del>74.57</del>	36.00	08100	<del>74.57</del>	36.00
10100	<del>94.94</del>	47.00	10100	<del>94.94</del>	47.00
12100	<del>115.31</del>	58.00	12100	<del>115.31</del>	58.00
16100	<del>195.92</del>	117.00	16100	<del>195.92</del>	117.00
20100	<del>381.84</del>	181.00	20100	<del>381.84</del>	181.00


P	•	•
M	•	•
K	•	•
N	○	○
S	•	•
H	•	•
O	•	•

SilverLine – End milling cutter



Performance

over 50 % off



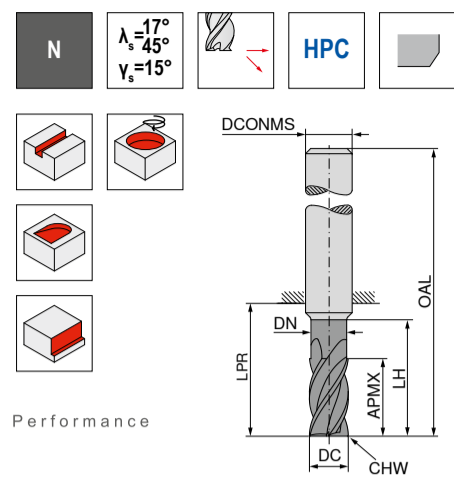
Model	50 994 ... PG V0/5A		50 996 ... PG V0/5A		
	£	£	£	£	
06200	<del>53.70</del>	26.00	06200	<del>53.70</del>	26.00
08200	<del>73.05</del>	36.00	08200	<del>73.05</del>	36.00
10200	<del>92.40</del>	53.00	10200	<del>92.40</del>	53.00
12200	<del>111.75</del>	65.00	12200	<del>111.75</del>	65.00
16200	<del>191.36</del>	151.00	16200	<del>191.36</del>	151.00
20200	<del>382.72</del>	207.00	20200	<del>382.72</del>	207.00

P	•	•
M	•	•
K	•	•
N	○	○
S	•	•
H	•	•
O	•	•




### SilverLine – End milling cutter

▲ Especially for high-volume milling



Performance

over 50 % off



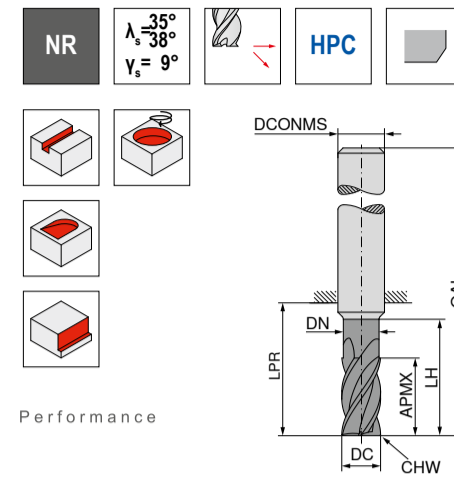
DC <sub>18</sub> mm	APMX mm	DN mm	LH mm	LPR mm	OAL mm	DCONMS <sub>h6</sub> mm	CHW mm	ZEFP	50 976 ... PG V0/5A		50 977 ... PG V0/5A			
									£	£	£	£		
3	8	2.8	13	21	57	6	0.1	4	03200	<del>92.41</del>	43.00	03200	<del>92.41</del>	43.00
4	11	3.8	17	21	57	6	0.1	4	04200	<del>92.41</del>	43.00	04200	<del>92.41</del>	43.00
5	13	4.8	19	21	57	6	0.1	4	05200	<del>92.41</del>	43.00	05200	<del>92.41</del>	43.00
6	13	5.8	19	21	57	6	0.1	4	06200	<del>97.08</del>	43.00	06200	<del>97.08</del>	43.00
8	21	7.7	25	27	63	8	0.2	4	08200	<del>111.38</del>	55.00	08200	<del>111.38</del>	55.00
10	22	9.7	30	32	72	10	0.2	4	10200	<del>191.19</del>	85.00	10200	<del>191.19</del>	85.00
12	26	11.6	36	38	83	12	0.3	4	12200	<del>269.06</del>	108.00	12200	<del>269.06</del>	108.00
14	26	13.6	36	38	83	14	0.3	4	14200	<del>381.58</del>	149.00	14200	<del>381.58</del>	149.00
16	36	15.5	42	44	92	16	0.3	4	16200	<del>483.84</del>	241.00	16200	<del>483.84</del>	241.00
18	36	17.5	42	44	92	18	0.3	4	18200	<del>667.92</del>	333.00	18200	<del>667.92</del>	333.00
20	41	19.5	52	54	104	20	0.3	4	20200	<del>695.29</del>	347.00	20200	<del>695.29</del>	347.00

P	•	•
M	•	•
K	•	•
N	○	○
S	•	•
H		
O		

### SilverLine – Rough milling cutter

The all-rounder for universal application

▲ With roughing profile



Performance

over 50 % off



DC <sub>off</sub> mm	APMX mm	DN mm	LH mm	LPR mm	OAL mm	DCONMS <sub>h6</sub> mm	CHW mm	ZEFP	50 979 ... PG V0/5A		
									£	£	
3.0	8	2.8	13	21	57	6	0.1	4	03200	<del>190.50</del>	68.00
3.5	11	3.3	17	21	57	6	0.1	4	03700	<del>190.50</del>	68.00
4.0	11	3.8	17	21	57	6	0.1	4	04200	<del>190.50</del>	68.00
4.5	13	4.3	19	21	57	6	0.1	4	04700	<del>190.50</del>	68.00
5.0	13	4.8	19	21	57	6	0.1	4	05200	<del>190.50</del>	68.00
5.5	13	5.3	19	21	57	6	0.1	4	05700	<del>190.50</del>	68.00
6.0	13	5.8	19	21	57	6	0.1	4	06200	<del>190.50</del>	68.00
7.0	21	6.7	25	27	63	8	0.2	4	07200	<del>205.21</del>	72.00
8.0	21	7.7	25	27	63	8	0.2	4	08200	<del>205.21</del>	72.00
9.0	22	8.7	30	32	72	10	0.2	4	09200	<del>215.59</del>	90.00
10.0	22	9.7	30	32	72	10	0.2	4	10200	<del>215.59</del>	90.00
11.0	26	10.6	36	38	83	12	0.3	4	11200	<del>300.98</del>	142.00
12.0	26	11.6	36	38	83	12	0.3	4	12200	<del>300.98</del>	142.00
14.0	26	13.6	36	38	83	14	0.3	4	14200	<del>430.85</del>	183.00
15.0	36	14.5	42	44	92	16	0.3	4	15200	<del>430.85</del>	215.00
16.0	36	15.5	42	44	92	16	0.3	4	16200	<del>430.85</del>	215.00
17.0	36	16.5	42	44	92	18	0.3	4	17200	<del>504.28</del>	252.00
18.0	36	17.5	42	44	92	18	0.3	4	18200	<del>504.28</del>	252.00
19.0	41	18.5	52	54	104	20	0.3	4	19200	<del>678.65</del>	339.00
20.0	41	19.5	52	54	104	20	0.3	4	20200	<del>678.65</del>	339.00

P	•	•
M	•	•
K	•	•
N	○	○
S	•	•
H		
O		



Get the most out of your solid carbide tools by using Centro-P  
→ see page 90



Technical support: 0800 073 2 075  
3 time served engineers,  
available from 8:00 am to 6:00 pm, Monday to Friday  
Email: techsupport.uk@ceratizit.com

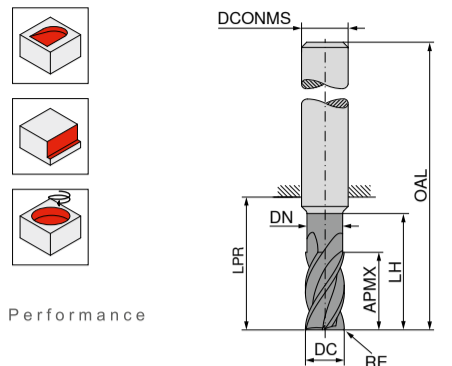
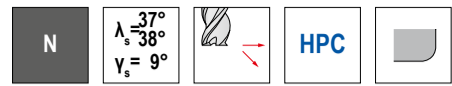


Order by 6:00 pm and get your  
guaranteed free express delivery



When you see this logo it's  
in stock in Sheffield

### SilverLine – End milling cutter with corner radius



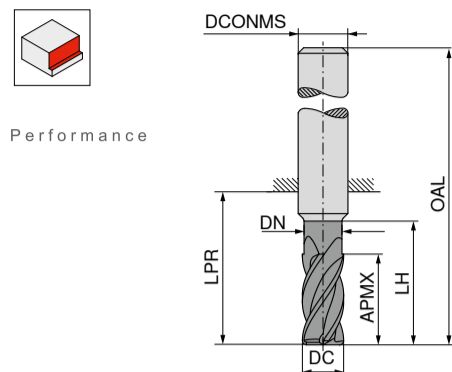
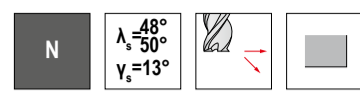
**over 50 % off**

DC <sub>es</sub> mm	RE <sub>±0.05</sub> mm	APMX mm	LPR mm	OAL mm	DCONMS <sub>ns</sub> mm	ZEFP
6	0.2	13	21	57	6	5
6	0.5	13	21	57	6	5
6	1.0	13	21	57	6	5
8	0.2	21	27	63	8	5
8	0.5	21	27	63	8	5
8	1.0	21	27	63	8	5
8	1.5	21	27	63	8	5
10	0.2	22	32	72	10	5
10	0.5	22	32	72	10	5
10	1.0	22	32	72	10	5
10	1.5	22	32	72	10	5
10	1.6	22	32	72	10	5
10	2.0	22	32	72	10	5
12	0.3	26	38	83	12	5
12	0.5	26	38	83	12	5
12	1.0	26	38	83	12	5
12	1.5	26	38	83	12	5
12	1.6	26	38	83	12	5
12	2.0	26	38	83	12	5
12	2.5	26	38	83	12	5
16	0.3	36	44	92	16	5
16	0.5	36	44	92	16	5
16	1.0	36	44	92	16	5
16	1.5	36	44	92	16	5
16	1.6	36	44	92	16	5
16	2.0	36	44	92	16	5
16	2.5	36	44	92	16	5
16	3.0	36	44	92	16	5
20	0.3	41	54	104	20	5
20	0.5	41	54	104	20	5
20	1.0	41	54	104	20	5
20	1.5	41	54	104	20	5
20	1.6	41	54	104	20	5
20	2.0	41	54	104	20	5
20	2.5	41	54	104	20	5
20	3.0	41	54	104	20	5
20	4.0	41	54	104	20	5

	50 997 ... PG V0/5A	50 998 ... PG V0/5A
P	●	●
M	●	●
K	○	○
N	○	○
S	●	●
H		
O		

### SilverLine – High Accuracy Finish Milling Cutter

▲ max. taper of 0.008 mm for high precision and parallelism of vertical walls  
▲ Tool with cutting edge correction



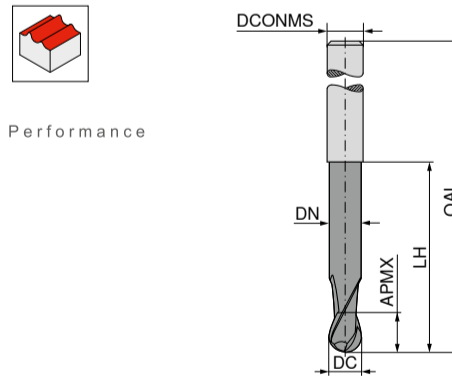
**over 50 % off**

DC <sub>es</sub> mm	APMX mm	DN mm	LH mm	LPR mm	OAL mm	DCONMS <sub>ns</sub> mm	ZEFP
6	13	5.6	19	21	57	6	6
6	10	5.8	18	22	58	6	6
6	13	5.8	27	31	67	6	6
6	13	5.8	36	40	76	6	6
6	15	5.6	42	44	80	6	6
8	19	7.6	25	27	63	8	6
8	13	7.7	24	28	64	8	6
8	17	7.7	36	40	76	8	6
8	17	7.7	48	53	89	8	6
8	20	7.6	62	64	100	8	6
10	22	9.6	30	32	72	10	6
10	16	9.7	30	34	74	10	6
10	21	9.7	45	49	89	10	6
10	25	9.6	58	60	100	10	6
10	21	9.7	60	64	104	10	6
12	26	11.5	36	38	83	12	6
12	19	11.6	36	40	85	12	6
12	25	11.6	54	58	103	12	6
12	30	11.5	73	75	120	12	6
12	25	11.6	72	76	121	12	6
16	32	15.0	42	44	92	16	6
16	25	15.5	48	52	100	16	6
16	33	15.5	72	76	124	16	6
16	33	15.5	96	100	148	16	6
16	40	15.0	100	102	150	16	6
20	38	19.0	52	54	104	20	6
20	32	19.5	60	64	114	20	6
20	42	19.5	90	94	144	20	6
20	50	19.0	98	100	150	20	6
20	42	19.5	120	124	174	20	6
25	40	24.5	75	80	136	25	6
25	52	24.5	113	118	174	25	6
25	52	24.5	150	154	210	25	6

	50 991 ... PG V0/5A	50 991 ... PG V0/5A
P	●	●
M	●	●
K	○	○
N	○	○
S	●	●
H		
O		

### SilverLine – Ball Nosed Cutter

The all-rounder for universal application



**over 50 % off**


DC <sub>es</sub> mm	APMX mm	DN mm	LH mm	LPR mm	OAL mm	DCONMS <sub>ns</sub> mm	ZEFP
4	11	3.9	16	21	57	6	3
5	13	4.9	19	21	57	6	3
6	13	5.9	19	21	57	6	3
8	19	7.8	25	27	63	8	3
10	22	9.7	30	32	72	10	3
12	26	11.7	36	38	83	12	3
16	36	15.5	42	44	92	16	3
20	38	19.5	52	54	104	20	3

	50 953 ... PG V0/5A
P	●
M	●
K	○
N	○
S	●
H	
O	

## Tool data always at your fingertips

Cutting data and CAD models for day-to-day assistance

In addition to detailed cutting data we also offer 2D and 3D models to assist you with your tool management or for simulating an operation. All data for this Service is available for you in our Online Shop.



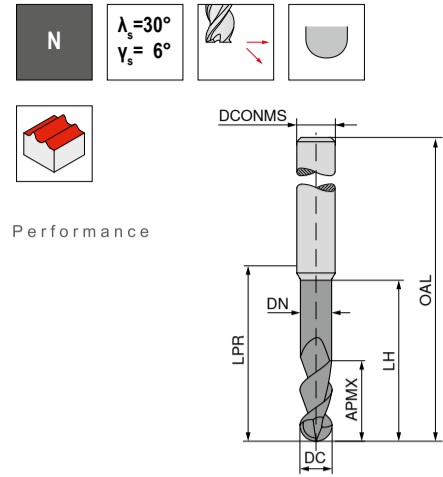
**Customer Service Centre**  
Freephone: 0800 073 2 073  
Email: [info.uk@ceratizit.com](mailto:info.uk@ceratizit.com)




**Ordering via the Online Shop**  
<http://cuttingtools.ceratizit.com>



### SilverLine – Ball Nosed Cutter



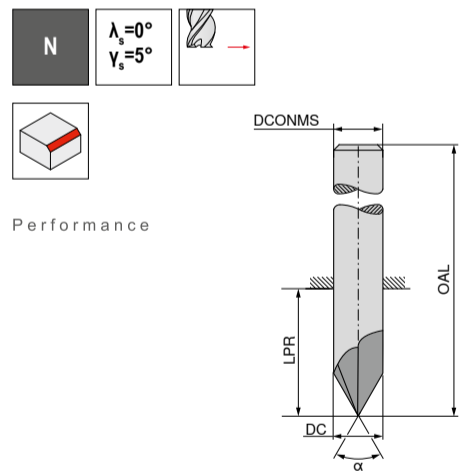
Performance **over 50 % off**



DC <sub>ns</sub>	APMX	DN	LH	LPR	OAL	DCONMS <sub>ns</sub>	ZEPF	50 963 ...	PG V0/5A	50 963 ...	PG V0/5A
mm	mm	mm	mm	mm	mm	mm			£		£
3	4	2.8	10	14	50	6	2	03115	<del>84.02</del>	42.00	
3	7			24	60	6	2				
4	8	3.8	12	18	54	6	2	04120	<del>84.02</del>	42.00	
4	10			39	75	6	2				
5	9	4.8	16	18	54	6	2	05125	<del>84.02</del>	42.00	
5	12			39	75	6	2				
6	10	5.7	16	18	54	6	2	06130	<del>84.02</del>	42.00	
6	12			64	100	6	2				
7	11	6.6	20	22	58	8	2	07135	<del>102.28</del>	51.00	
8	12	7.6	20	22	58	8	2	08140	<del>102.28</del>	51.00	
8	14			64	100	8	2				
10	14	9.6	24	26	66	10	2	10150	<del>127.89</del>	63.00	
10	18			60	100	10	2				
12	16	11.5	26	28	73	12	2	12160	<del>185.84</del>	92.00	
12	22			55	100	12	2				
14	18	13.3	28	30	75	14	2	14170	<del>215.77</del>	107.00	
14	26			75	120	14	2				
16	22	15.2	32	34	82	16	2	16180	<del>273.78</del>	136.00	
16	30			102	150	16	2				
18	24	17.1	34	36	84	18	2	18190	<del>451.18</del>	225.00	
20	26	19.0	40	42	92	20	2	20110	<del>451.18</del>	225.00	
20	38			100	150	20	2				
								20410	<del>792.43</del>	396.00	

### SilverLine – NC deburring cutter

▲ High performance 5 flute chamfering tool



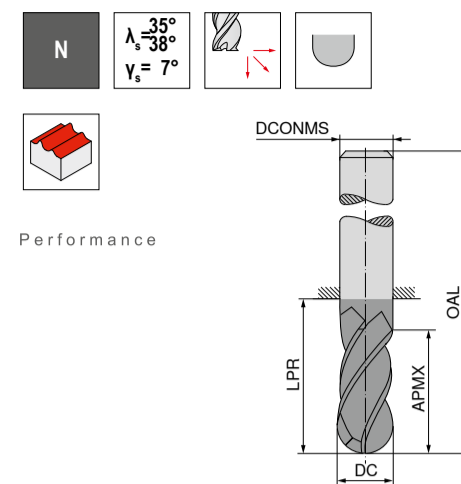
Performance **over 50 % off**

DC <sub>ns</sub>	OAL	LPR	DCONMS <sub>ns</sub>	ZEPF
mm	mm	mm	mm	
4	50	22	4	5
6	55	19	6	5
8	58	22	8	5
10	60	20	10	5
12	70	25	12	5

P	•
M	•
K	•
N	•
S	•
H	•
O	•

### SilverLine – Ball Nosed Cutter


The all-rounder for universal application



Performance **over 50 % off**

DC <sub>ns</sub>	APMX	LPR	OAL	DCONMS <sub>ns</sub>	ZEPF	50 990 ...	PG V0/5A
mm	mm	mm	mm	mm			£
4	11	21	57	6	4	04220	<del>81.88</del> 40.00
5	13	21	57	6	4	05225	<del>81.88</del> 40.00
6	13	21	57	6	4	06230	<del>95.78</del> 47.00
8	19	36	72	8	4	08280	<del>118.58</del> 59.00
10	22	32	72	10	4	10250	<del>149.74</del> 74.00
12	26	38	83	12	4	12260	<del>236.04</del> 118.00
16	32	44	92	16	4	16280	<del>349.63</del> 174.00
20	38	54	104	20	4	20210	<del>506.78</del> 253.00

P	•
M	•
K	•
N	•
S	•
H	•
O	•



α	Factory standard	50 326 ...	PG V0/5A	50 327 ...	PG V0/5A	50 324 ...	PG V0/5A	50 325 ...	PG V0/5A
		£	£	£	£	£	£	£	£
α = 60°	Factory standard	04000	<del>62.00</del> 43.00	06000	<del>68.00</del> 48.00	04000	<del>62.00</del> 43.00	06000	<del>68.00</del> 48.00
α = 90°	Factory standard	08000	<del>88.00</del> 62.00	10000	<del>105.00</del> 74.00	08000	<del>88.00</del> 62.00	10000	<del>105.00</del> 74.00
		12000	<del>134.00</del> 94.00	12000	<del>134.00</del> 94.00	12000	<del>134.00</del> 94.00	12000	<del>134.00</del> 94.00

P	•
M	•
K	•
N	•
S	•
H	•
O	•



Technical support: 0800 073 2 075  
3 time served engineers, available from 8:00 am to 6:00 pm, Monday to Friday  
Email: techsupport.uk@ceratizit.com



Order by 6:00 pm and get your guaranteed free express delivery



When you see this logo it's in stock in Sheffield

# AluLine

With optimised coating and geometry for the effective machining of aluminium and non-ferrous metals

## First Choice for high performance Aluminium Milling

Solid carbide milling tools from CERATIZIT ensure you always do a good job: We have added milling tools for machining aluminium and non-ferrous metals to our product portfolio. This means you will now be able to find the ideal product for any application.

This AluLine milling cutter allows you to master even the toughest demands when working with aluminium and non-ferrous metals. This is all made possible thanks to the special geometry and the specifically tailored coating.

### Advantages/benefits

- ▲ **Economical and process-secure machining of aluminium and non-ferrous metals.**  
Optimal performance thanks to the perfectly coordinated combination of geometry, substrate and coating.
- ▲ **Optimal/versatile tool selection for almost all applications in the machining of non-ferrous metals**  
The product portfolio has increased in size following the program extension and now offers access to around 2500 items.
- ▲ **Extremely long tool service life possible**  
Thanks to the wear-resistant DLC coating.



Cutting datas can be found in our main catalogue, Chapter 14 Solid Carbide milling cutters on page 414-419


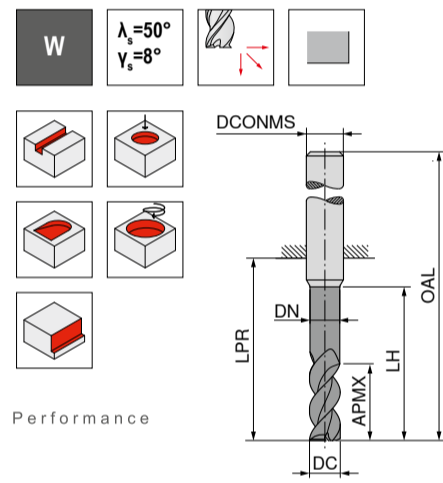
Our AluLine milling cutter impresses with its outstanding coating. It achieves first-rate results even in dry machining.

Product Manager CERATIZIT, Michael Wucher

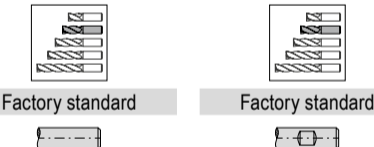


## AluLine – End milling cutter

▲ With polished chip flutes



over 50 % off


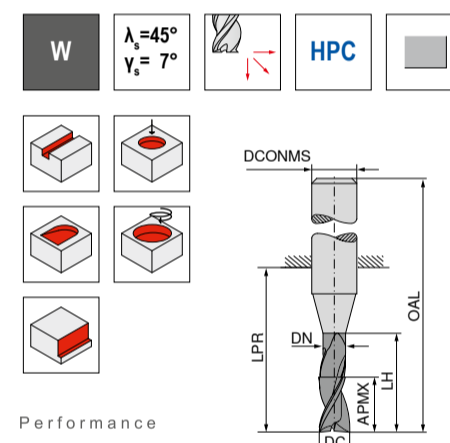


DC <sub>h6</sub>	APMX	DN	LH	LPR	OAL	DCONMS <sub>h6</sub>	ZEFP	53 625 ... PG V1/5B		53 626 ... PG V1/5B			
								£	£	£	£		
5.0	10.5	4.8	15	22	58	6	2	05100	65.73	32.00	05100	65.73	32.00
5.5	13.0	5.3	18	22	58	6	2	05600	76.04	38.00	05600	76.04	38.00
6.0	13.0	5.8	18	22	58	6	2	06100	74.72	37.00	06100	74.72	37.00
6.5	17.0	6.2	24	28	64	8	2	06600	89.51	41.00	06600	89.51	41.00
7.0	17.0	6.7	24	28	64	8	2	07100	81.41	40.00	07100	81.41	40.00
7.5	17.0	7.2	24	28	64	8	2	07600	79.79	39.00	07600	79.79	39.00
8.0	17.0	7.7	24	28	64	8	2	08100	78.32	39.00	08100	78.32	39.00
8.5	21.0	8.2	30	34	74	10	2	08600	121.66	60.00	08600	121.66	60.00
9.0	21.0	8.7	30	34	74	10	2	09100	119.85	59.00	09100	119.85	59.00
9.5	21.0	9.2	30	34	74	10	2	09600	118.07	58.00	09600	118.07	58.00
10.0	21.0	9.7	30	34	74	10	2	10100	116.26	56.00	10100	116.26	56.00
10.5	25.0	10.1	36	40	85	12	2	10600	169.22	81.00	10600	169.22	81.00
11.0	25.0	10.6	36	40	85	12	2	11100	159.42	79.00	11100	159.42	79.00
11.5	25.0	11.1	36	40	85	12	2	11600	155.24	77.00	11600	155.24	77.00
12.0	25.0	11.6	36	40	85	12	2	12100	159.42	79.00	12100	159.42	79.00
12.5	29.0	12.1	42	46	91	14	2	12600	219.76	109.00	12600	219.76	109.00
13.0	29.0	12.6	42	46	91	14	2	13100	216.75	108.00	13100	216.75	108.00
13.5	29.0	13.1	42	46	91	14	2	13600	215.35	107.00	13600	215.35	107.00
14.0	29.0	13.6	42	46	91	14	2	14100	226.55	113.00	14100	226.55	113.00
14.5	33.0	14.0	48	52	100	16	2	14600	289.46	148.00	14600	289.46	148.00
15.0	33.0	14.5	48	52	100	16	2	15100	290.88	145.00	15100	290.88	145.00
15.5	33.0	15.0	48	52	100	16	2	15600	289.88	141.00	15600	289.88	141.00
16.0	33.0	15.5	48	52	100	16	2	16100	303.47	151.00	16100	303.47	151.00
16.5	38.0	16.0	54	58	106	18	2	16600	380.38	190.00	16600	380.38	190.00
17.0	38.0	16.5	54	58	106	18	2	17100	370.59	185.00	17100	370.59	185.00
17.5	38.0	17.0	54	58	106	18	2	17600	369.79	180.00	17600	369.79	180.00
18.0	38.0	17.5	54	58	106	18	2	18100	369.79	180.00	18100	369.79	180.00
18.5	42.0	18.0	60	64	114	20	2	18600	462.86	231.00	18600	462.86	231.00
19.0	42.0	18.5	60	64	114	20	2	19100	451.69	225.00	19100	451.69	225.00
19.5	42.0	19.0	60	64	114	20	2	19600	440.59	220.00	19600	440.59	220.00
20.0	42.0	19.5	60	64	114	20	2	20100	444.79	222.00	20100	444.79	222.00


P  
M  
K  
N  
S  
H  
O

## AluLine – End milling cutter

▲ With polished chip flutes



over 50 % off



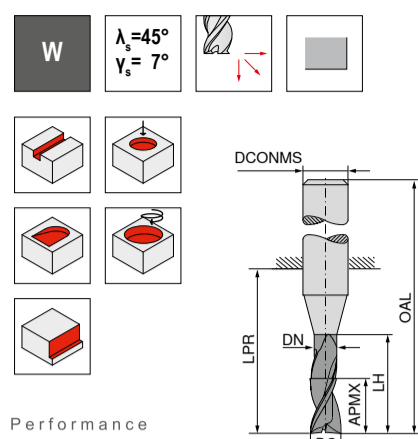
DC <sub>h6</sub>	APMX	DN	LH	LPR	OAL	DCONMS <sub>h6</sub>	ZEFP	53 617 ... PG V1/5B		53 618 ... PG V1/5B			
								£	£	£	£		
2.0	4.5	1.8	6.0	14	50	6	3	02100	61.54	30.00	02100	61.54	30.00
2.5	5.5	2.3	7.5	19	55	6	3	02600	68.14	30.00	02600	68.14	30.00
3.0	6.5	2.8	9.0	19	55	6	3	03100	61.54	30.00	03100	61.54	30.00
3.5	8.5	3.3	12.0	19	55	6	3	03600	64.92	32.00	03600	64.92	32.00
4.0	8.5	3.8	12.0	19	55	6	3	04100	64.92	32.00	04100	64.92	32.00
4.5	10.5	4.3	15.0	22	58	6	3	04600	78.32	39.00	04600	78.32	39.00
5.0	10.5	4.8	15.0	22	58	6	3	05100	69.93	34.00	05100	69.93	34.00
5.5	13.0	5.3	18.0	22	58	6	3	05600	79.79	39.00	05600	79.79	39.00
6.0	13.0	5.8	18.0	22	58	6	3	06100	74.72	37.00	06100	74.72	37.00
6.5	17.0	6.2	24.0	28	64	8	3	06600	86.71	43.00	06600	86.71	43.00
7.0	17.0	6.7	24.0	28	64	8	3	07100	82.91	41.00	07100	82.91	41.00
7.5	17.0	7.2	24.0	28	64	8	3	07600	82.51	41.00	07600	82.51	41.00
8.0	17.0	7.7	24.0	28	64	8	3	08100	81.41	40.00	08100	81.41	40.00
8.5	21.0	8.2	30.0	34	74	10	3	08600	125.95	62.00	08600	125.95	62.00
9.0	21.0	8.7	30.0	34	74	10	3	09100	123.26	61.00	09100	123.26	61.00
9.5	21.0	9.2	30.0	34	74	10	3	09600	120.26	60.00	09600	120.26	60.00
10.0	21.0	9.7	30.0	34	74	10	3	10100	117.46	58.00	10100	117.46	58.00
10.5	25.0	10.1	36.0	40	85	12	3	10600	169.24	84.00	10600	169.24	84.00
11.0	25.0	10.6	36.0	40	85	12	3	11100	166.42	83.00	11100	166.42	83.00
11.5	25.0	11.1	36.0	40	85	12	3	11600	169.22	80.00	11600	169.22	80.00
12.0	25.0	11.6	36.0	40	85	12	3	12100	166.42	83.00	12100	166.42	83.00
12.5	29.0	12.1	42.0	46	91	14	3	12600	248.46	109.00	12600	248.46	109.00
13.0	29.0	12.6	42.0	46	91	14	3	13100	246.75	108.00	13100	246.75	108.00
13.5	29.0	13.1	42.0	46	91	14	3	13600	245.35	107.00	13600	245.35	107.00
14.0	29.0	13.6	42.0	46	91	14	3	14100	226.55	113.00	14100	226.55	113.00
14.5	33.0	14.0	48.0	52	100	16	3	14600	296.46	148.00	14600	296.46	148.00
15.0	33.0	14.5	48.0	52	100	16	3	15100	290.88	145.00	15100	290.88	145.00
15.5	33.0	15.0	48.0	52	100	16	3	15600	289.88	141.00	15600	289.88	141.00
16.0	33.0	15.5	48.0	52	100	16	3	16100	303.47	151.00	16100	303.47	151.00
16.5	38.0	16.0	54.0	58	106	18	3	16600	380.38	190.00	16600	380.38	190.00
17.0	38.0	16.5	54.0	58	106	18	3	17100	370.59	185.00	17100	370.59	185.00
17.5	38.0	17.0	54.0	58	106	18	3	17600	369.79	180.00	17600	369.79	180.00
18.0	38.0	17.5	54.0	58	106	18	3	18100	369.79	180.00	18100	369.79	180.00
18.5	42.0	18.0	60.0	64	114	20	3	18600	462.86	231.00	18600	462.86	231.00
19.0	42.0	18.5	60.0	64	114	20	3	19100	451.69	225.00	19100	451.69	225.00
19.5	42.0	19.0	60.0	64	114	20	3	19600	440.59	220.00	19600	440.59	220.00
20.0	42.0	19.5	60.0	64	114	20	3	20100	444.79	222.00	20100	444.79	222.00

P  
M  
K  
N  
S  
H  
O



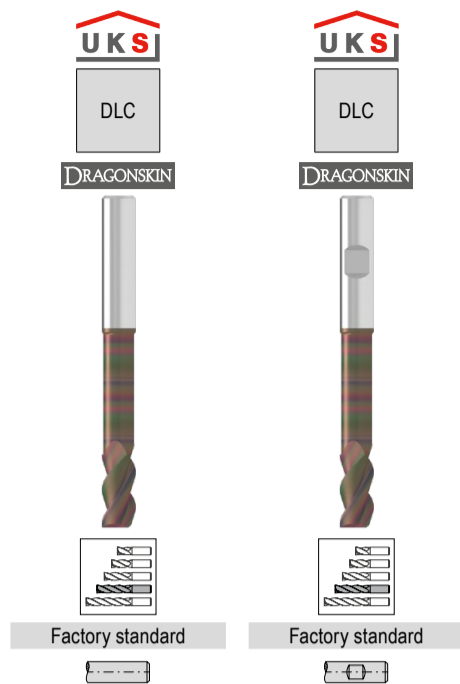
### AluLine – End milling cutter

▲ With polished chip flutes



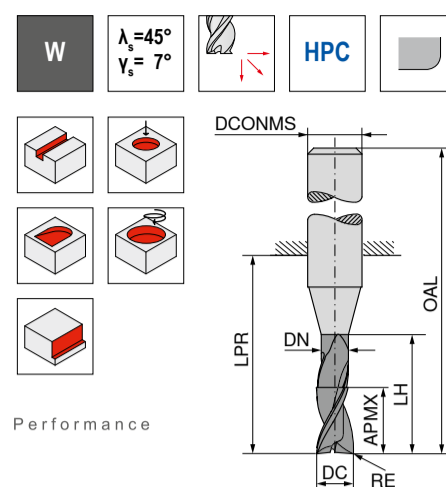
Performance

over 50 % off



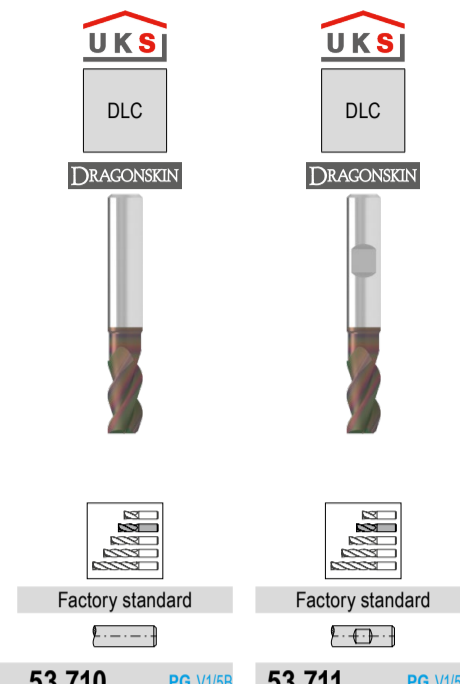
### AluLine – End milling cutter with corner radius

▲ With polished chip flutes



Performance

over 50 % off



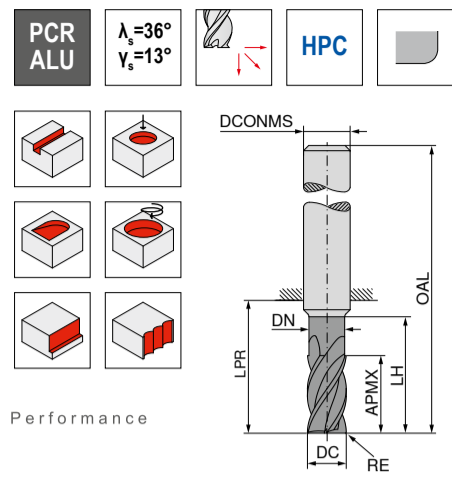
DC	APMX	DN	LH	LPR	OAL	DCONMS	ZEPF	53 617 ...	PG V1/5B	53 618 ...	PG V1/5B		
mm	mm	mm	mm	mm	mm	mm			£	£	£		
2.0	5.5	1.8	10.0	19	55	6	3	02200	<del>69.93</del>	34.00	02200	<del>69.93</del>	34.00
2.5	6.5	2.3	12.5	22	58	6	3	02700	<del>69.93</del>	34.00	02700	<del>69.93</del>	34.00
3.0	8.0	2.8	15.0	22	58	6	3	03200	<del>74.32</del>	35.00	03200	<del>74.32</del>	35.00
3.5	10.5	3.3	20.0	26	62	6	3	03700	<del>74.32</del>	37.00	03700	<del>74.32</del>	37.00
4.0	10.5	3.8	20.0	26	62	6	3	04200	<del>75.54</del>	37.00	04200	<del>75.54</del>	37.00
4.5	13.0	4.3	25.0	34	70	6	3	04700	<del>86.98</del>	45.00	04700	<del>86.98</del>	45.00
5.0	13.0	4.8	25.0	34	70	6	3	05200	<del>82.54</del>	41.00	05200	<del>82.54</del>	41.00
5.5	16.0	5.3	30.0	34	70	6	3	05700	<del>93.79</del>	46.00	05700	<del>93.79</del>	46.00
6.0	16.0	5.8	30.0	34	70	6	3	06200	<del>85.39</del>	42.00	06200	<del>85.39</del>	42.00
6.5	21.0	6.2	40.0	44	80	8	3	06700	<del>106.69</del>	50.00	06700	<del>106.69</del>	50.00
7.0	21.0	6.7	40.0	44	80	8	3	07200	<del>97.99</del>	48.00	07200	<del>97.99</del>	48.00
7.5	21.0	7.2	40.0	44	80	8	3	07700	<del>96.49</del>	48.00	07700	<del>96.49</del>	48.00
8.0	21.0	7.7	40.0	44	80	8	3	08200	<del>93.79</del>	46.00	08200	<del>93.79</del>	46.00
8.5	26.0	8.2	50.0	54	94	10	3	08700	<del>148.22</del>	74.00	08700	<del>148.22</del>	74.00
9.0	26.0	8.7	50.0	54	94	10	3	09200	<del>144.06</del>	72.00	09200	<del>144.06</del>	72.00
9.5	26.0	9.2	50.0	54	94	10	3	09700	<del>144.06</del>	70.00	09700	<del>144.06</del>	70.00
10.0	26.0	9.7	50.0	54	94	10	3	10200	<del>137.04</del>	68.00	10200	<del>137.04</del>	68.00
10.5	31.0	10.1	60.0	64	109	12	3	10700	<del>190.97</del>	99.00	10700	<del>190.97</del>	99.00
11.0	31.0	10.6	60.0	64	109	12	3	11200	<del>194.38</del>	97.00	11200	<del>194.38</del>	97.00
11.5	31.0	11.1	60.0	64	109	12	3	11700	<del>190.18</del>	95.00	11700	<del>190.18</del>	95.00
12.0	31.0	11.6	60.0	64	109	12	3	12200	<del>194.38</del>	97.00	12200	<del>194.38</del>	97.00
12.5	36.0	12.1	70.0	74	119	14	3	12700	<del>255.91</del>	127.00	12700	<del>255.91</del>	127.00
13.0	36.0	12.6	70.0	74	119	14	3	13200	<del>254.69</del>	127.00	13200	<del>254.69</del>	127.00
13.5	36.0	13.1	70.0	74	119	14	3	13700	<del>253.42</del>	126.00	13700	<del>253.42</del>	126.00
14.0	36.0	13.6	70.0	74	119	14	3	14200	<del>264.34</del>	132.00	14200	<del>264.34</del>	132.00
14.5	41.0	14.0	80.0	84	132	16	3	14700	<del>348.24</del>	174.00	14700	<del>348.24</del>	174.00
15.0	41.0	14.5	80.0	84	132	16	3	15200	<del>344.22</del>	170.00	15200	<del>344.22</del>	170.00
15.5	41.0	15.0	80.0	84	132	16	3	15700	<del>334.22</del>	167.00	15700	<del>334.22</del>	167.00
16.0	41.0	15.5	80.0	84	132	16	3	16200	<del>355.28</del>	177.00	16200	<del>355.28</del>	177.00
16.5	47.0	16.0	90.0	94	142	18	3	16700	<del>447.54</del>	223.00	16700	<del>447.54</del>	223.00
17.0	47.0	16.5	90.0	94	142	18	3	17200	<del>436.34</del>	218.00	17200	<del>436.34</del>	218.00
17.5	47.0	17.0	90.0	94	142	18	3	17700	<del>425.13</del>	212.00	17700	<del>425.13</del>	212.00
18.0	47.0	17.5	90.0	94	142	18	3	18200	<del>423.74</del>	211.00	18200	<del>423.74</del>	211.00
18.5	52.0	18.0	100.0	104	154	20	3	18700	<del>598.74</del>	294.00	18700	<del>598.74</del>	294.00
19.0	52.0	18.5	100.0	104	154	20	3	19200	<del>573.35</del>	286.00	19200	<del>573.35</del>	286.00
19.5	52.0	19.0	100.0	104	154	20	3	19700	<del>557.06</del>	278.00	19700	<del>557.06</del>	278.00
20.0	52.0	19.5	100.0	104	154	20	3	20200	<del>568.76</del>	280.00	20200	<del>568.76</del>	280.00

P											
M											
K											
N											
S											
H											
O											

DC	RE	APMX	DN	LH	LPR	OAL	DCONMS	ZEPF	53 710 ...	PG V1/5B	53 711 ...	PG V1/5B		
mm	mm	mm	mm	mm	mm	mm	mm			£	£	£		
2	0.3	4.5	1.8	6	14	50	6	3	02103	<del>62.02</del>	31.00	02103	<del>62.02</del>	31.00
2	0.5	4.5	1.8	6	14	50	6	3	02105	<del>62.02</del>	31.00	02105	<del>62.02</del>	31.00
3	0.3	6.5	2.7	9	19	55	6	3	03103	<del>64.32</del>	32.00	03103	<del>64.32</del>	32.00
3	0.5	6.5	2.7	9	19	55	6	3	03105	<del>64.32</del>	32.00	03105	<del>64.32</del>	32.00
3	1.0	6.5	2.7	9	19	55	6	3	03110	<del>64.32</del>	32.00	03110	<del>64.32</del>	32.00
4	0.3	8.5	3.7	12	19	55	6	3	04103	<del>68.52</del>	34.00	04103	<del>68.52</del>	34.00
4	0.5	8.5	3.7	12	19	55	6	3	04105	<del>68.52</del>	34.00	04105	<del>68.52</del>	34.00
4	1.0	8.5	3.7	12	19	55	6	3	04110	<del>68.52</del>	34.00	04110	<del>68.52</del>	34.00
5	0.3	10.5	4.7	15	22	58	6	3	05103	<del>74.12</del>	37.00	05103	<del>74.12</del>	37.00
5	0.5	10.5	4.7	15	22	58	6	3	05105	<del>74.12</del>	37.00	05105	<del>74.12</del>	37.00
5	1.0	10.5	4.7	15	22	58	6	3	05110	<del>74.12</del>	37.00	05110	<del>74.12</del>	37.00
6	0.3	13.0	5.7	18	22	58	6	3	06103	<del>78.32</del>	39.00	06103	<del>78.32</del>	39.00
6	0.5	13.0	5.7	18	22	58	6	3	06105	<del>78.32</del>	39.00	06105	<del>78.32</del>	39.00
6	1.0	13.0	5.7	18	22	58	6	3	06110	<del>78.32</del>	39.00	06110	<del>78.32</del>	39.00
6	1.5	13.0	5.7	18	22	58	6	3	06115	<del>78.32</del>	39.00	06115	<del>78.32</del>	39.00
8	0.3	17.0	7.4	24	28	64	8	3	08103	<del>95.39</del>	42.00	08103	<del>95.39</del>	42.00
8	0.5	17.0	7.4	24	28	64	8	3	08105	<del>95.39</del>	42.00	08105	<del>95.39</del>	42.00
8	1.0	17.0	7.4	24	28	64	8	3	08110	<del>95.39</del>	42.00	08110	<del>95.39</del>	42.00
8	1.5	17.0	7.4	24	28	64	8	3	08115	<del>95.39</del>	42.00	08115	<del>95.39</del>	42.00
8	2.0	17.0	7.4	24	28	64	8	3	08120	<del>95.39</del>	42.00	08120	<del>95.39</del>	42.00
10	0.3	21.0	9.2	30	34	74	10	3	10103	<del>124.46</del>	62.00	10103	<del>124.46</del>	62.00
10	0.5	21.0	9.2	30	34	74	10	3	10105	<del>124.46</del>	62.00	10105	<del>124.46</del>	62.00
10	1.0	21.0	9.2	30	34	74	10	3	10110	<del>124.46</del>	62.00	10110	<del>124.46</del>	62.00
10	1.5	21.0	9.2	30	34	74	10	3	10115	<del>124.46</del>	62.00	10115	<del>124.46</del>	62.00
10	2.0	21.0	9.2	30	34	74	10	3	10120	<del>124.46</del>	62.00	10120	<del>124.46</del>	62.00
10	3.0	21.0	9.2	30	34	74	10	3	10130	<del>124.46</del>	62.00	10130	<del>124.46</del>	62.00
12	0.3	25.0	11.0	36	40	85	12	3	12103	<del>176.19</del>	88.00	12103	<del>176.19</del>	88.00
12	0.5	25.0	11.0	36	40	85	12	3	12105	<del>176.19</del>	88.00	12105	<del>176.19</del>	88.00
12	1.0	25.0	11.0	36	40	85	12	3	12110	<del>176.19</del>	88.00	12110	<del>176.19</del>	88.00
12	1.5	25.0	11.0	36	40	85	12	3	12115	<del>176.19</del>	88.00	12115	<del>176.19</del>	88.00
12	2.0	25.0	11.0	36	40	85	12	3	12120	<del>176.19</del>	88.00	12120	<del>176.19</del>	88.00
12	3.0	25.0	11.0	36	40	85	12	3	12130	<del>176.19</del>	88.00	12130	<del>176.19</del>	88.00
12	4.0	25.0	11.0	36	40	85	12	3	12140	<del>176.19</del>	88.00	12140	<del>176.19</del>	88.00
16	0.3	33.0	15.0	48	52	100	16	3	16103	<del>291.09</del>	140.00	16103	<del>291.09</del>	140.00
16	0.5	33.0	15.0	48	52	100	16	3	16105	<del>291.09</del>	140.00	16105	<del>291.09</del>	140.00
16	1.0	33.0	15.0	48	52	100	16	3	16110	<del>291.09</del>	140.00	16110	<del>291.09</del>	140.00
16	1.5	33.0	15.0	48	52	100	16	3	16115	<del>291.09</del>	140.00	16115	<del>291.09</del>	140.00
16	2.0	33.0	15.0	48	52	100	16	3	16120	<del>291.09</del>	140.00	16120	<del>291.09</del>	140.00
16	3.0	33.0	15.0	48	52	100	16	3	16130	<del>291.09</del>				

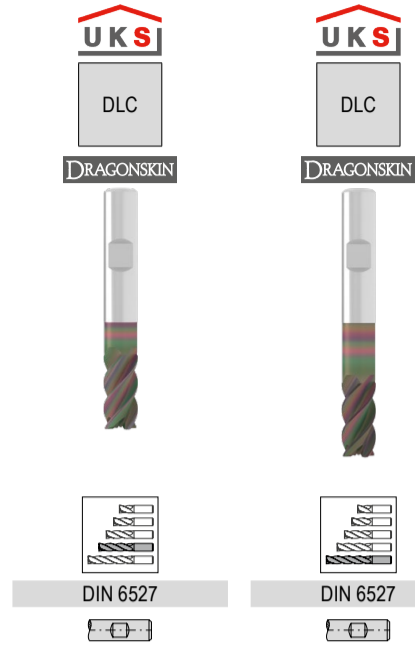
### MonsterMill – Plunge milling cutter with corner radius

The specialist for ramping, plunging and helical milling




Performance

over 50 % off



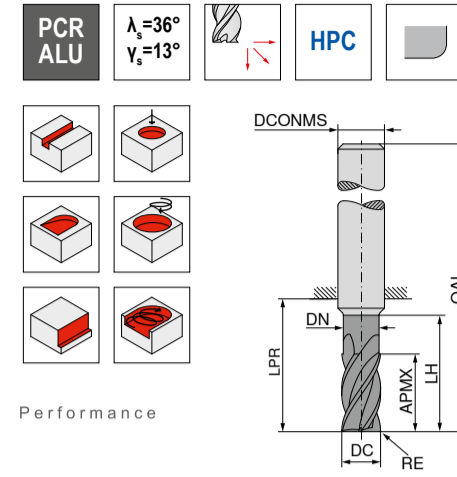
DC <sub>18</sub> mm	RE <sub>±0.03</sub> mm	APMX mm	DN mm	LH mm	LPR mm	OAL mm	DCONMS <sub>h6</sub> mm	ZEFP	52 616 ... PG V1		52 617 ... PG V1	
									£	£	£	£
5.0	0.20	13	4.8	19	21	57	6	4	050	<del>82.70</del>	41.00	
5.0	0.20	13	4.8	24	26	62	6	4			<del>91.23</del>	45.00
5.7	0.20	13	5.5	19	21	57	6	4	057	<del>82.70</del>	41.00	
5.7	0.20	13	5.5	24	26	62	6	4			<del>91.23</del>	45.00
6.0	0.20	13	5.8	19	21	57	6	4	060	<del>85.18</del>	42.00	
6.0	0.20	13	5.8	24	26	62	6	4			<del>93.05</del>	46.00
7.7	0.20	19	7.5	25	27	63	8	4	077	<del>98.00</del>	49.00	
7.7	0.20	21	7.4	30	32	68	8	4			<del>122.60</del>	61.00
8.0	0.20	19	7.8	25	27	63	8	4	080	<del>103.00</del>	51.00	
8.0	0.20	21	7.7	30	32	68	8	4			<del>127.00</del>	63.00
9.0	0.32	19	8.8	30	32	72	10	4	090	<del>137.16</del>	68.00	
9.0	0.32	22	8.7	38	40	80	10	4			<del>150.83</del>	75.00
9.7	0.32	22	9.5	30	32	72	10	4	097	<del>137.16</del>	68.00	
9.7	0.32	22	9.4	38	40	80	10	4			<del>150.83</del>	75.00
10.0	0.32	22	9.8	30	32	72	10	4	100	<del>132.99</del>	66.00	
10.0	0.32	22	9.7	38	40	80	10	4			<del>145.04</del>	72.00
11.7	0.32	26	11.5	36	38	83	12	4	117	<del>177.85</del>	88.00	
11.7	0.32	26	11.3	46	48	93	12	4			<del>206.09</del>	103.00
12.0	0.32	26	11.8	36	38	83	12	4	120	<del>169.53</del>	84.00	
12.0	0.32	26	11.6	46	48	93	12	4			<del>198.60</del>	99.00
13.7	0.32	26	13.5	36	38	83	14	4	137	<del>211.90</del>	105.00	
13.7	0.32	26	13.3	52	54	99	14	4			<del>252.19</del>	126.00
14.0	0.32	26	13.8	36	38	83	14	4	140	<del>219.32</del>	109.00	
14.0	0.32	26	13.6	52	54	99	14	4			<del>246.47</del>	123.00
15.5	0.32	32	15.3	42	44	92	16	4	155	<del>285.02</del>	142.00	
15.5	0.32	36	15.0	58	60	108	16	4			<del>347.42</del>	173.00
16.0	0.32	32	15.8	42	44	92	16	4	160	<del>293.84</del>	146.00	
16.0	0.32	36	15.5	58	60	108	16	4			<del>339.09</del>	169.00
17.5	0.32	32	17.3	42	44	92	18	4	175	<del>331.52</del>	165.00	
17.5	0.32	36	17.0	67	69	117	18	4			<del>389.42</del>	194.00
18.0	0.32	32	17.8	42	44	92	18	4	180	<del>339.47</del>	169.00	
18.0	0.32	36	17.5	67	69	117	18	4			<del>388.55</del>	194.00
19.5	0.50	38	19.3	52	54	104	20	4	195	<del>444.20</del>	222.00	
19.5	0.50	41	19.0	74	76	126	20	4			<del>535.24</del>	282.00
20.0	0.50	38	19.8	52	54	104	20	4	200	<del>459.24</del>	229.00	
20.0	0.50	41	19.5	74	76	126	20	4			<del>555.52</del>	277.00



### MonsterMill – Plunge milling cutter with corner radius

The specialist for ramping, plunging and helical milling


- ▲ suitable for trochoidal milling
- ▲ Chip breaker 0.9 x DC



Performance

over 50 % off

DC <sub>18</sub> mm	RE <sub>±0.03</sub> mm	APMX mm	DN mm	LH mm	LPR mm	OAL mm	DCONMS <sub>h6</sub> mm	ZEFP	52 618 ... PG V1		
									£	£	
5	0.20	17	4.8	24	26	62	6	4	05202	<del>100.00</del>	50.00
6	0.20	18	5.8	25	26	62	6	4	06202	<del>100.00</del>	50.00
8	0.20	24	7.7	30	32	68	8	4	08202	<del>132.42</del>	66.00
10	0.32	30	9.7	35	40	80	10	4	10203	<del>154.20</del>	77.00
12	0.32	36	11.6	45	48	93	12	4	12203	<del>200.94</del>	104.00
14	0.32	42	13.6	50	54	99	14	4	14203	<del>264.70</del>	132.00
16	0.32	48	15.5	56	60	108	16	4	16203	<del>350.50</del>	175.00
18	0.32	54	17.5	67	69	117	18	4	18203	<del>438.10</del>	219.00
20	0.50	60	19.5	70	76	126	20	4	20205	<del>569.34</del>	284.00



Connect with us on



cutting.tools/linkedin/ct-uk



Customer Service Centre  
Freephone: 0800 073 2 073  
Email: info.uk@ceratizit.com



Ordering via the Online Shop  
http://cuttingtools.ceratizit.com



### AluLine – Roughing-Finishing Cutter

The specialist for machining non-ferrous metals

WF  $\lambda_s = 5^\circ$   
 $\gamma_s = 15^\circ$

UKS  
DLC  
DRAGONSKIN

over 50 % off

Factory standard

DC <sub>es</sub>	RE <sub>±0.05</sub>	APMX	DN	LH	LPR	OAL	DCONMS <sub>h6</sub>	ZEPF	53 582 ...	PG V1/5B	53 583 ...	PG V1/5B		
mm	mm	mm	mm	mm	mm	mm	mm		£	£	£	£		
5	0.15	8	4.7	16	18	54	6	3	05101	<del>72.73</del>	21.00	05101	<del>72.73</del>	21.00
6	0.20	10	5.7	17	18	54	6	3	06102	<del>72.73</del>	21.00	06102	<del>72.73</del>	21.00
8	0.25	13	7.4	20	22	58	8	3	08103	<del>95.36</del>	25.00	08103	<del>95.36</del>	25.00
10	0.30	16	9.2	24	26	66	10	3	10103	<del>116.07</del>	34.00	10103	<del>116.07</del>	34.00
12	0.35	19	11.0	26	28	73	12	3	12104	<del>160.82</del>	48.00	12104	<del>160.82</del>	48.00
16	0.50	25	15.0	32	34	82	16	3	16105	<del>266.00</del>	80.00	16105	<del>266.00</del>	80.00
20	0.60	32	19.0	40	42	92	20	3	20106	<del>460.26</del>	135.00	20106	<del>460.26</del>	135.00

P  
M  
K  
N  
S  
H  
O

### AluLine – Roughing-Finishing Cutter

The specialist for machining non-ferrous metals

WF  $\lambda_s = 5^\circ$   
 $\gamma_s = 15^\circ$

UKS  
DLC  
DRAGONSKIN

over 50 % off

Factory standard

DC <sub>es</sub>	RE <sub>±0.05</sub>	APMX	DN	LH	LPR	OAL	DCONMS <sub>h6</sub>	ZEPF	53 583 ...	PG V1/5B	53 582 ...	PG V1/5B		
mm	mm	mm	mm	mm	mm	mm	mm		£	£	£	£		
5	0.15	13	4.7	18	21	57	6	3	05201	<del>72.73</del>	21.00	05201	<del>72.73</del>	21.00
6	0.20	13	5.7	18	21	57	6	3	06202	<del>72.73</del>	21.00	06202	<del>72.73</del>	21.00
8	0.25	21	7.4	25	27	63	8	3	08203	<del>90.61</del>	26.00	08203	<del>90.61</del>	26.00
10	0.30	22	9.2	30	32	72	10	3	10203	<del>123.06</del>	36.00	10203	<del>123.06</del>	36.00
12	0.35	26	11.0	36	38	83	12	3	12204	<del>166.42</del>	49.00	12204	<del>166.42</del>	49.00
16	0.50	36	15.0	42	44	92	16	3	16205	<del>292.17</del>	84.00	16205	<del>292.17</del>	84.00
20	0.60	41	19.0	52	54	104	20	3	20206	<del>482.46</del>	144.00	20206	<del>482.46</del>	144.00

P  
M  
K  
N  
S  
H  
O

### AluLine – Roughing-Finishing Cutter

The specialist for machining non-ferrous metals

WF  $\lambda_s = 5^\circ$   
 $\gamma_s = 15^\circ$

UKS  
DLC  
DRAGONSKIN

over 50 % off

Factory standard

DC <sub>es</sub>	RE <sub>±0.05</sub>	APMX	DN	LH	LPR	OAL	DCONMS <sub>h6</sub>	ZEPF	53 582 ...	PG V1/5B	53 583 ...	PG V1/5B		
mm	mm	mm	mm	mm	mm	mm	mm		£	£	£	£		
3	0.10	5	2.7	18	44	80	6	3	03301	<del>83.91</del>	25.00	03301	<del>83.91</del>	25.00
4	0.10	7	3.7	24	44	80	6	3	04301	<del>96.74</del>	26.00	04301	<del>96.74</del>	26.00
5	0.15	8	4.7	30	44	80	6	3	05301	<del>90.90</del>	27.00	05301	<del>90.90</del>	27.00
6	0.20	10	5.7	42	44	80	6	3	06302	<del>99.36</del>	29.00	06302	<del>99.36</del>	29.00
8	0.25	13	7.4	62	64	100	8	3	08303	<del>109.06</del>	32.00	08303	<del>109.06</del>	32.00
10	0.30	16	9.2	58	60	100	10	3	10303	<del>153.83</del>	46.00	10303	<del>153.83</del>	46.00
12	0.35	19	11.0	73	75	120	12	3	12304	<del>197.18</del>	59.00	12304	<del>197.18</del>	59.00
16	0.50	25	15.0	100	102	150	16	3	16305	<del>331.42</del>	99.00	16305	<del>331.42</del>	99.00
20	0.60	32	19.0	100	100	150	20	3	20306	<del>492.24</del>	147.00	20306	<del>492.24</del>	147.00


P  
M  
K  
N  
S  
H  
O

### New for old

Regrind instead of buying new



Your used precision tool is in the best possible hands with us. We return your tool to you with the original finish, coating and geometry – as good as new and ready for use back in the machine.



Technical support: 0800 073 2 075  
3 time served engineers,  
available from 8:00 am to 6:00 pm, Monday to Friday  
Email: techsupport.uk@ceratizit.com



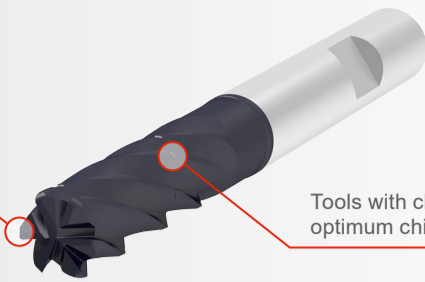
Order by 6:00 pm and get your  
guaranteed free express delivery



When you see this logo it's  
in stock in Sheffield

# CircularLine

Universal tool with 5 or 6 flutes for smooth operation and high material removal rate



Tools with chip breakers for optimum chip removal

DRAGONSKIN



## CircularLine – End milling cutter with corner radius

The specialist for trochoidal machining

- ▲ Chip breaker 0.9 x DC
- ▲ Cutting depth: 2 x DC

CCR UNI

$\lambda_s = 30^\circ$   
 $\gamma_s = 31^\circ$   
 $\nu_s = 8^\circ$

HPC

2xD

DPX72S

DRAGONSKIN

Performance

Factory standard

over 50 % off

DC <sub>a8</sub>	OAL	RE <sub>±0.05</sub>	APMX	DN	LH	LPR	DCONMS <sub>h6</sub>	ZEPF	53 586 ...	PG V1/SB
mm	mm	mm	mm	mm	mm	mm	mm		£	£
6	57	1.0	13	5.8	19	21	6	6	06010	<del>74.89</del> 35.00
6	57	0.2	13	5.8	19	21	6	6	06002	<del>74.49</del> 35.00
6	57	1.5	13	5.8	19	21	6	6	06015	<del>74.89</del> 35.00
8	63	1.5	21	7.7	25	27	8	6	08015	<del>95.45</del> 47.00
8	63	0.2	21	7.7	25	27	8	6	08002	<del>93.22</del> 46.00
8	63	1.0	21	7.7	25	27	8	6	08010	<del>95.45</del> 47.00
8	63	2.0	21	7.7	25	27	8	6	08020	<del>95.45</del> 47.00
10	72	1.5	22	9.7	30	32	10	6	10015	<del>123.87</del> 61.00
10	72	0.2	22	9.7	30	32	10	6	10002	<del>119.79</del> 59.00
10	72	1.0	22	9.7	30	32	10	6	10010	<del>123.87</del> 61.00
10	72	1.6	22	9.7	30	32	10	6	10016	<del>123.87</del> 61.00
10	72	2.0	22	9.7	30	32	10	6	10020	<del>123.87</del> 61.00
12	83	1.5	26	11.6	36	38	12	6	12015	<del>154.76</del> 77.00
12	83	0.2	26	11.6	36	38	12	6	12002	<del>154.05</del> 77.00
12	83	1.0	26	11.6	36	38	12	6	12010	<del>154.76</del> 77.00
12	83	1.6	26	11.6	36	38	12	6	12016	<del>154.76</del> 77.00
12	83	2.0	26	11.6	36	38	12	6	12020	<del>154.76</del> 77.00
12	83	3.0	26	11.6	36	38	12	6	12030	<del>154.76</del> 77.00
16	92	4.0	36	15.5	42	44	16	6	16040	<del>320.28</del> 160.00
16	92	0.2	36	15.5	42	44	16	6	16002	<del>307.28</del> 153.00
16	92	1.0	36	15.5	42	44	16	6	16010	<del>334.24</del> 165.00
16	92	1.5	36	15.5	42	44	16	6	16015	<del>320.28</del> 160.00
16	92	1.6	36	15.5	42	44	16	6	16016	<del>320.28</del> 160.00
16	92	2.0	36	15.5	42	44	16	6	16020	<del>320.28</del> 160.00
16	92	3.0	36	15.5	42	44	16	6	16030	<del>320.28</del> 160.00
20	104	1.6	41	19.5	52	54	20	6	20016	<del>446.24</del> 223.00
20	104	0.2	41	19.5	52	54	20	6	20002	<del>444.78</del> 220.00
20	104	1.0	41	19.5	52	54	20	6	20010	<del>446.24</del> 223.00
20	104	1.5	41	19.5	52	54	20	6	20015	<del>446.24</del> 223.00
20	104	2.0	41	19.5	52	54	20	6	20020	<del>446.24</del> 223.00
20	104	3.0	41	19.5	52	54	20	6	20030	<del>446.24</del> 223.00
20	104	4.0	41	19.5	52	54	20	6	20040	<del>446.24</del> 223.00

P	•
M	○
K	•
N	•
S	○
H	○
O	○

## CircularLine – End milling cutter with corner radius

The specialist for trochoidal machining

- ▲ Chip breaker 0.9 x DC
- ▲ Cutting depth: 3 x DC

CCR UNI

$\lambda_s = 30^\circ$   
 $\gamma_s = 31^\circ$   
 $\nu_s = 8^\circ$

HPC

3xD

DPX72S

DRAGONSKIN

Performance

Factory standard

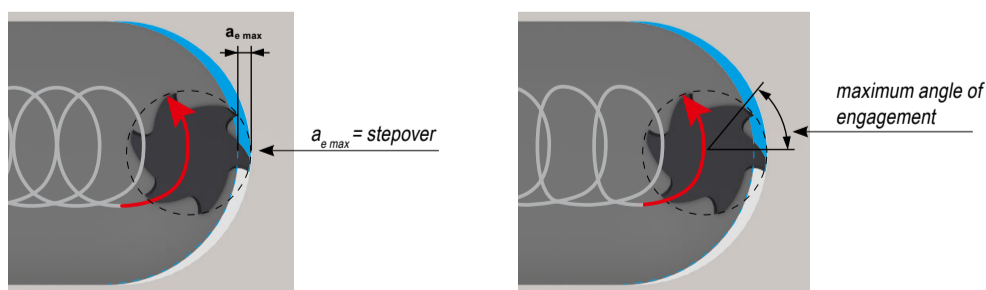
over 50 % off

DC <sub>a8</sub>	RE <sub>±0.05</sub>	APMX	DN	LH	LPR	OAL	DCONMS <sub>h6</sub>	ZEPF	53 642 ...	PG V1/SB
mm	mm	mm	mm	mm	mm	mm	mm		£	£
6	0.2	19	5.8	25	27	63	6	6	06202	<del>76.87</del> 35.00
6	1.0	19	5.8	25	27	63	6	6	06210	<del>74.56</del> 35.00
6	1.5	19	5.8	25	27	63	6	6	06215	<del>74.56</del> 35.00
8	0.2	25	7.7	33	35	71	8	6	08202	<del>98.04</del> 45.00
8	1.0	25	7.7	33	35	71	8	6	08210	<del>93.94</del> 46.00
8	1.5	25	7.7	33	35	71	8	6	08215	<del>93.94</del> 46.00
8	2.0	25	7.7	33	35	71	8	6	08220	<del>93.94</del> 46.00
10	0.2	31	9.7	41	43	83	10	6	10202	<del>128.24</del> 64.00
10	1.0	31	9.7	41	43	83	10	6	10210	<del>124.18</del> 65.00
10	1.5	31	9.7	41	43	83	10	6	10215	<del>124.18</del> 65.00
10	1.6	31	9.7	41	43	83	10	6	10216	<del>124.18</del> 65.00
10	2.0	31	9.7	41	43	83	10	6	10220	<del>124.18</del> 65.00
12	0.2	37	11.6	47	49	94	12	6	12202	<del>156.57</del> 75.00
12	1.0	37	11.6	47	49	94	12	6	12210	<del>155.84</del> 77.00
12	1.5	37	11.6	47	49	94	12	6	12215	<del>155.84</del> 77.00
12	1.6	37	11.6	47	49	94	12	6	12216	<del>155.84</del> 77.00
12	2.0	37	11.6	47	49	94	12	6	12220	<del>155.84</del> 77.00
12	3.0	37	11.6	47	49	94	12	6	12230	<del>155.84</del> 77.00
16	0.2	49	15.5	61	63	111	16	6	16202	<del>314.56</del> 155.00
16	1.0	49	15.5	61	63	111	16	6	16210	<del>314.56</del> 157.00
16	1.5	49	15.5	61	63	111	16	6	16215	<del>314.56</del> 157.00
16	1.6	49	15.5	61	63	111	16	6	16216	<del>314.56</del> 157.00
16	2.0	49	15.5	61	63	111	16	6	16220	<del>314.56</del> 157.00
16	3.0	49	15.5	61	63	111	16	6	16230	<del>314.56</del> 157.00
16	4.0	49	15.5	61	63	111	16	6	16240	<del>314.56</del> 157.00
20	0.2	61	19.5	75	77	127	20	6	20202	<del>436.84</del> 218.00
20	1.0	61	19.5	75	77	127	20	6	20210	<del>441.26</del> 220.00
20	1.5	61	19.5	75	77	127	20	6	20215	<del>441.26</del> 220.00
20	1.6	61	19.5	75	77	127	20	6	20216	<del>441.26</del> 220.00
20	2.0	61	19.5	75	77	127	20	6	20220	<del>441.26</del> 220.00
20	3.0	61	19.5	75	77	127	20	6	20230	<del>441.26</del> 220.00
20	4.0	61	19.5	75	77	127	20	6	20240	<del>441.26</del> 220.00

P	•
M	○
K	•
N	•
S	○
H	○
O	○

## Trochoidal milling

When programming the various CAM systems different information is required.



### Features & benefits of trochoidal milling

- ▲ reduced tool wear
- ▲ higher material removal rate than HPC machining possible
- ▲ spindle and machine-friendly
- ▲ suitable for low-power machines
- ▲ suitable for thin-walled components and unstable workpiece clamping

### Calculation of the average chip thickness

$$h_m \approx f_z \sqrt{\frac{a_e}{DC}}$$

$$f_z \approx h_m \sqrt{\frac{DC}{a_e}}$$

- $a_{e \max}$  = maximum lateral infeed (depending on the material to be machined)
- $f_z$  = maximum feed per tooth
- $h_m$  = average chip thickness
- DC = tool diameter

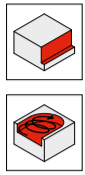


### CircularLine – End milling cutter

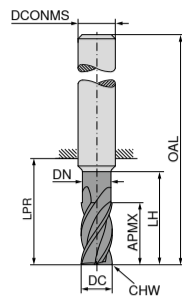
The specialist for trochoidal machining

▲ Chip breaker 0,9 x DC

▲ Cutting depth: 4 x DC



Performance



4xD



over 50 % off

Factory standard

DC ø8	OAL	APMX	DN	LH	LPR	DCONMS n6	CHW	ZEPF	53 589 ...	PG V1/5B
mm	mm	mm	mm	mm	mm	mm	mm		£	£
6	67	25	5.8	29	31	6	0.2	5	060	<del>73.05</del> 36.00
8	76	33	7.7	38	40	8	0.2	5	080	<del>93.04</del> 46.00
10	89	41	9.7	47	49	10	0.2	5	100	<del>120.71</del> 64.00
12	102	49	11.6	55	57	12	0.2	5	120	<del>158.03</del> 79.00
16	123	65	15.5	73	75	16	0.2	5	160	<del>317.65</del> 158.00
20	143	82	19.5	91	93	20	0.2	5	200	<del>447.25</del> 223.00

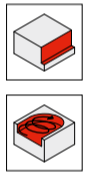
P	●
M	○
K	●
N	○
S	○
H	
O	

### CircularLine – End milling cutter with corner radius

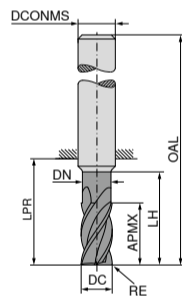
The specialist for trochoidal machining

▲ Chip breaker 0.9 x DC

▲ Cutting depth: 4 x DC



Performance



4xD



over 50 % off

Factory standard

DC ø8	OAL	RE ±0.05	APMX	DN	LH	LPR	DCONMS n6	ZEPF	53 593 ...	PG V1/5B
mm	mm	mm	mm	mm	mm	mm	mm		£	£
6	67	1.5	25	5.8	29	31	6	5	06015	<del>74.63</del> 37.00
6	67	1.0	25	5.8	29	31	6	5	06010	<del>74.63</del> 37.00
6	67	0.2	25	5.8	29	31	6	5	06002	<del>73.05</del> 36.00
8	76	1.5	33	7.7	38	40	8	5	08015	<del>95.42</del> 47.00
8	76	1.0	33	7.7	38	40	8	5	08010	<del>95.42</del> 47.00
8	76	2.0	33	7.7	38	40	8	5	08020	<del>95.42</del> 47.00
8	76	0.2	33	7.7	38	40	8	5	08002	<del>93.04</del> 46.00
10	89	1.5	41	9.7	47	49	10	5	10015	<del>132.69</del> 66.00
10	89	1.0	41	9.7	47	49	10	5	10010	<del>132.69</del> 66.00
10	89	1.6	41	9.7	47	49	10	5	10016	<del>132.69</del> 66.00
10	89	2.0	41	9.7	47	49	10	5	10020	<del>132.69</del> 66.00
10	89	0.2	41	9.7	47	49	10	5	10002	<del>120.71</del> 64.00
12	102	1.0	49	11.6	55	57	12	5	12010	<del>162.50</del> 81.00
12	102	1.5	49	11.6	55	57	12	5	12015	<del>162.50</del> 81.00
12	102	1.6	49	11.6	55	57	12	5	12016	<del>162.50</del> 81.00
12	102	2.0	49	11.6	55	57	12	5	12020	<del>162.50</del> 81.00
12	102	3.0	49	11.6	55	57	12	5	12030	<del>162.50</del> 81.00
12	102	0.2	49	11.6	55	57	12	5	12002	<del>158.03</del> 79.00
16	123	1.6	65	15.5	73	75	16	5	16016	<del>323.51</del> 161.00
16	123	1.0	65	15.5	73	75	16	5	16010	<del>323.51</del> 161.00
16	123	1.5	65	15.5	73	75	16	5	16015	<del>323.51</del> 161.00
16	123	2.0	65	15.5	73	75	16	5	16020	<del>323.51</del> 161.00
16	123	3.0	65	15.5	73	75	16	5	16030	<del>323.51</del> 161.00
16	123	4.0	65	15.5	73	75	16	5	16040	<del>323.51</del> 161.00
16	123	0.2	65	15.5	73	75	16	5	16002	<del>317.65</del> 158.00
20	143	2.0	82	19.5	91	93	20	5	20020	<del>454.70</del> 227.00
20	143	1.0	82	19.5	91	93	20	5	20010	<del>454.70</del> 227.00
20	143	1.5	82	19.5	91	93	20	5	20015	<del>454.70</del> 227.00
20	143	1.6	82	19.5	91	93	20	5	20016	<del>454.70</del> 227.00
20	143	3.0	82	19.5	91	93	20	5	20030	<del>454.70</del> 227.00
20	143	4.0	82	19.5	91	93	20	5	20040	<del>454.70</del> 227.00
20	143	0.2	82	19.5	91	93	20	5	20002	<del>447.25</del> 223.00

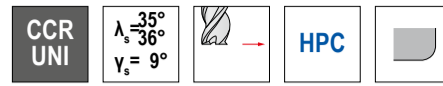
P	●
M	○
K	●
N	○
S	○
H	
O	

P	●
M	○
K	●
N	○
S	○
H	
O	

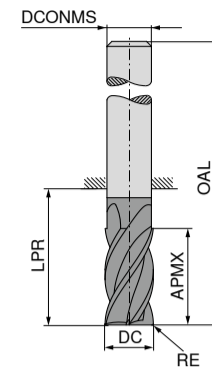
### CircularLine – End milling cutter with corner radius

▲ Chip breaker 0.9 x DC

▲ Cutting depth: 5 x DC



Performance



5xD

over 50 % off



Factory standard

DC ø8	RE ±0.05	APMX	LPR	OAL	DCONMS n6	ZEPF	53 593 ...	PG V1/5B
mm	mm	mm	mm	mm	mm		£	£
6	0.2	31	39	75	6	5	06402	<del>106.14</del> 53.00
6	1.0	31	39	75	6	5	06410	<del>106.14</del> 53.00
6	1.5	31	39	75	6	5	06415	<del>106.14</del> 53.00
8	0.2	41	49	85	8	5	08402	<del>122.36</del> 61.00
8	1.0	41	49	85	8	5	08410	<del>122.36</del> 61.00
8	1.5	41	49	85	8	5	08415	<del>122.36</del> 61.00
8	2.0	41	49	85	8	5	08420	<del>122.36</del> 61.00
10	0.2	51	60	100	10	5	10402	<del>168.04</del> 84.00
10	1.0	51	60	100	10	5	10410	<del>168.04</del> 84.00
10	1.5	51	60	100	10	5	10415	<del>168.04</del> 84.00
10	1.6	51	60	100	10	5	10416	<del>168.04</del> 84.00
10	2.0	51	60	100	10	5	10420	<del>168.04</del> 84.00
12	0.2	61	70	115	12	5	12402	<del>209.41</del> 104.00
12	1.0	61	70	115	12	5	12410	<del>209.41</del> 104.00
12	1.5	61	70	115	12	5	12415	<del>209.41</del> 104.00
12	1.6	61	70	115	12	5	12416	<del>209.41</del> 104.00
12	2.0	61	70	115	12	5	12420	<del>209.41</del> 104.00
12	3.0	61	70	115	12	5	12430	<del>209.41</del> 104.00
14	0.2	71	81	126	14	5	14402	<del>299.41</del> 149.70
14	1.0	71	81	126	14	5	14410	<del>299.41</del> 149.70
14	1.5	71	81	126	14	5	14415	<del>299.41</del> 149.70
14	1.6	71	81	126	14	5	14416	<del>299.41</del> 149.70
14	2.0	71	81	126	14	5	14420	<del>299.41</del> 149.70
14	3.0	71	81	126	14	5	14430	<del>299.41</del> 149.70
16	0.2	81	92	140	16	5	16402	<del>425.56</del> 212.78
16	1.0	81	92	140	16	5	16410	<del>425.56</del> 212.78
16	1.5	81	92	140	16	5	16415	<del>425.56</del> 212.78
16	1.6	81	92	140	16	5	16416	<del>425.56</del> 212.78
16	2.0	81	92	140	16	5	16420	<del>425.56</del> 212.78
16	3.0	81	92	140	16	5	16430	<del>425.56</del> 212.78
16	4.0	81	92	140	16	5	16440	<del>425.56</del> 212.78
18	0.2	91	102	150	18	5	18402	<del>486.60</del> 243.30
18	1.0	91	102	150	18	5	18410	<del>486.60</del> 243.30
18	1.5	91	102	150	18	5	18415	<del>486.60</del> 243.30
18	1.6	91	102	150	18	5	18416	<del>486.60</del> 243.30
18	2.0	91	102	150	18	5	18420	<del>486.60</del> 243.30
18	3.0	91	102	150	18	5	18430	<del>486.60</del> 243.30
18	4.0	91	102	150	18	5	18440	<del>486.60</del> 243.30
20	0.2	102	113	163	20	5	20402	<del>587.66</del> 293.83
20	1.0	102	113	163	20	5	20410	<del>587.66</del> 293.83
20	1.5	102	113	163	20	5	20415	<del>587.66</del> 293.83
20	1.6	102	113	163	20	5	20416	<del>587.66</del> 293.83
20	2.0	102	113	163	20	5	20420	<del>587.66</del> 293.83
20	3.0	102	113	163	20	5	20430	<del>587.66</del> 293.83
20	4.0	102	113	163	20	5	20440	<del>587.66</del> 293.83

P	●
M	○
K	●
N	○
S	○
H	
O	




Technical support: 0800 073 2 075  
3 time served engineers, available from 8:00 am to 6:00 pm, Monday to Friday  
Email: techsupport.uk@ceratizit.com



Order by 6:00 pm and get your guaranteed free express delivery




When you see this logo it's in stock in Sheffield


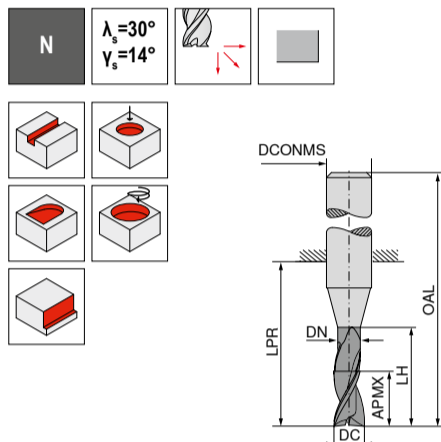


# Ti 1000 CoreLine

- ▲ 2 Flute
- ▲ 3 Flute
- ▲ 4 Flute
- ▲ 5 Flute
- ▲ 6 Flute
- ▲ HA / HB shanks
- ▲ more flute, shank and length options

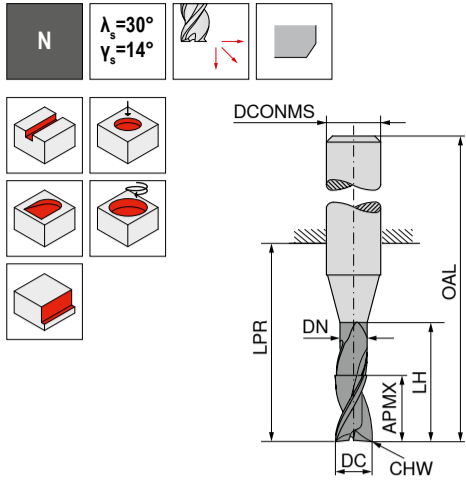


## End milling cutter



DC <sub>h10</sub> mm	APMX mm	DN mm	LH mm	LPR mm	OAL mm	DCONMS <sub>h6</sub> mm	ZEFP	54 069 ... PG V3/5C		54 079 ... PG V3/5C		54 080 ... PG V3/5C		54 081 ... PG V3/5C		54 082 ... PG V3/5C	
								£	£	£	£	£	£	£	£		
0.5	1.5			10	38	3	2	95000	<del>11.00</del>	9.00							
0.6	1.5			10	38	3	2	96000	<del>11.00</del>	9.00							
0.7	2.0			10	38	3	2	97000	<del>11.00</del>	9.00							
0.8	2.0			10	38	3	2	98000	<del>11.00</del>	9.00							
0.9	2.5			10	38	3	2	99000	<del>11.00</del>	9.00							
1.0	3.0			10	38	3	2	31000	<del>11.00</del>	9.00							
1.0	4.0	0.9	6	22	58	6	2				01000	<del>11.00</del>	9.00				
1.1	3.0			10	38	3	2	31100	<del>11.00</del>	9.00							
1.2	4.0			10	38	3	2	31200	<del>11.00</del>	9.00							
1.3	4.0			10	38	3	2	31300	<del>11.00</del>	9.00							
1.4	4.0			10	38	3	2	31400	<del>11.00</del>	9.00							
1.5	4.0			10	38	3	2	31500	<del>11.00</del>	9.00							
1.5	3.0	1.4	6	18	54	6	2	01500	<del>11.00</del>	9.00							
1.5	6.0	1.4	8	22	58	6	2				01500	<del>11.00</del>	9.00				
1.6	4.0			10	38	3	2	31600	<del>11.00</del>	9.00							
1.8	5.0			10	38	3	2	31800	<del>11.00</del>	9.00							
2.0	5.0			10	38	3	2	32000	<del>11.00</del>	9.00							
2.0	4.0	1.9	8	18	54	6	2	02000	<del>11.00</del>	9.00							
2.0	7.0	1.9	10	22	58	6	2				02000	<del>11.00</del>	9.00				
2.5	6.0			10	38	3	2	32500	<del>11.00</del>	9.00							
2.5	4.0	2.4	8	18	54	6	2	02500	<del>11.00</del>	9.00							
3.0	6.0			10	38	3	2	33000	<del>11.00</del>	9.00							
3.0	6.0	2.9	9	18	54	6	2	03000	<del>11.00</del>	9.00							
3.0	10.0	2.9	14	22	58	6	2				03000	<del>11.00</del>	9.00				
3.0	20.0	2.9	24	32	60	3	2										
3.5	6.0	3.3	9	18	54	6	2	03500	<del>11.00</del>	9.00							
4.0	7.0	3.8	12	18	54	6	2	04000	<del>11.00</del>	9.00							
4.0	13.0	3.8	18	22	58	6	2				04000	<del>11.00</del>	9.00				
4.0	30.0	3.8	35	47	75	4	2										
4.5	7.0	4.3	12	18	54	6	2	04500	<del>11.00</del>	9.00							
5.0	8.0	4.8	16	18	54	6	2	05000	<del>11.00</del>	9.00							
5.0	15.0	4.8	18	22	58	6	2				05000	<del>11.00</del>	9.00				
5.0	30.0	4.8	35	47	75	5	2										
6.0	10.0	5.8	16	18	54	6	2	06000	<del>11.00</del>	9.00							
6.0	16.0	5.8	20	22	58	6	2				06000	<del>11.00</del>	9.00				
6.0	40.0	5.8	60	64	100	6	2										
8.0	12.0	7.7	20	23	59	8	2	08000	<del>15.00</del>	13.00							
8.0	22.0	7.7	25	34	70	8	2				08000	<del>15.00</del>	13.00				
8.0	40.0	7.7	60	64	100	8	2										
10.0	13.0	9.7	24	27	67	10	2	10000	<del>19.00</del>	17.00							
10.0	25.0	9.7	30	33	73	10	2				10000	<del>19.00</del>	17.00				
10.0	40.0	9.7	55	60	100	10	2										
12.0	16.0	11.6	26	28	73	12	2	12000	<del>26.00</del>	23.00							
12.0	26.0	11.6	35	39	84	12	2				12000	<del>26.00</del>	23.00				
12.0	45.0	11.6	50	55	100	12	2										
P									●		●			●		●	
M									○		○			○		○	
K									●		●			●		●	
N									○		○			○		○	
S									○		○			○		○	
H																	
O																	

End milling cutter



Factory standard



Factory standard



Factory standard



Factory standard



Factory standard

DC <sub>h10</sub> mm	APMX mm	DN mm	LH mm	LPR mm	OAL mm	DCONMS <sub>h6</sub> mm	CHW mm	ZEFP	54 083 ... PG V3/5C		54 084 ... PG V3/5C		54 085 ... PG V3/5C		54 086 ... PG V3/5C		54 087 ... PG V3/5C	
									£	£	£	£	£	£	£	£		
0.5	1.5			10	38	3	0.04	2	95000	<del>11.00</del>	9.00							
0.6	1.5			10	38	3	0.04	2	96000	<del>11.00</del>	9.00							
0.7	2.0			10	38	3	0.04	2	97000	<del>11.00</del>	9.00							
0.8	2.0			10	38	3	0.04	2	98000	<del>11.00</del>	9.00							
0.9	2.5			10	38	3	0.04	2	99000	<del>11.00</del>	9.00							
1.0	3.0			10	38	3	0.04	2	31000	<del>11.00</del>	9.00							
1.0	4.0	0.9	6	22	58	6	0.04	2				01000	<del>11.00</del>	9.00				
1.1	3.0			10	38	3	0.04	2	31100	<del>11.00</del>	9.00							
1.2	4.0			10	38	3	0.04	2	31200	<del>11.00</del>	9.00							
1.3	4.0			10	38	3	0.04	2	31300	<del>11.00</del>	9.00							
1.4	4.0			10	38	3	0.04	2	31400	<del>11.00</del>	9.00							
1.5	4.0			10	38	3	0.04	2	31500	<del>11.00</del>	9.00							
1.5	3.0	1.4	6	18	54	6	0.04	2	01500	<del>11.00</del>	9.00							
1.5	6.0	1.4	8	22	58	6	0.04	2				01500	<del>11.00</del>	9.00				
1.6	4.0			10	38	3	0.04	2	31600	<del>11.00</del>	9.00							
1.8	5.0			10	38	3	0.04	2	31800	<del>11.00</del>	9.00							
2.0	5.0			10	38	3	0.04	2	32000	<del>11.00</del>	9.00							
2.0	6.0			10	38	2	0.04	2				22000	<del>11.00</del>	9.00				
2.0	4.0	1.9	8	18	54	6	0.04	2	02000	<del>11.00</del>	9.00							
2.5	6.0			10	38	3	0.07	2	32500	<del>11.00</del>	9.00							
2.5	4.0	2.4	8	18	54	6	0.07	2	02500	<del>11.00</del>	9.00							
3.0	6.0			10	38	3	0.07	2	33000	<del>11.00</del>	9.00							
3.0	7.0			10	38	3	0.07	2				33000	<del>11.00</del>	9.00				
3.0	6.0	2.9	9	18	54	6	0.07	2	03000	<del>11.00</del>	9.00	03000	<del>11.00</del>	9.00				
3.0	10.0	2.9	14	22	58	6	0.07	2				03000	<del>11.00</del>	9.00				
3.0	20.0	2.9	24	32	60	3	0.07	2									33000	<del>20.00</del> 18.00
3.5	6.0	3.3	9	18	54	6	0.07	2	03500	<del>11.00</del>	9.00							
4.0	8.0	3.8	20	22	50	4	0.07	2				44000	<del>11.00</del>	9.00				
4.0	7.0	3.8	12	18	54	6	0.07	2	04000	<del>11.00</del>	9.00	04000	<del>11.00</del>	9.00				
4.0	13.0	3.8	18	22	58	6	0.07	2				04000	<del>11.00</del>	9.00				
4.0	30.0	3.8	35	47	75	4	0.07	2									44000	<del>20.00</del> 18.00
4.5	7.0	4.3	12	18	54	6	0.12	2	04500	<del>11.00</del>	9.00							
5.0	10.0	4.8	20	22	50	5	0.12	2				55000	<del>11.00</del>	9.00				
5.0	8.0	4.8	16	18	54	6	0.12	2	05000	<del>11.00</del>	9.00	05000	<del>11.00</del>	9.00				
5.0	15.0	4.8	18	22	58	6	0.12	2				05000	<del>11.00</del>	9.00				
5.0	30.0	4.8	35	47	75	5	0.12	2									55000	<del>20.00</del> 18.00
6.0	10.0	5.8	16	18	54	6	0.12	2	06000	<del>11.00</del>	9.00	06000	<del>11.00</del>	9.00				
6.0	16.0	5.8	20	22	58	6	0.12	2				06000	<del>11.00</del>	9.00				
6.0	40.0	5.8	60	64	100	6	0.12	2									06000	<del>20.00</del> 18.00
8.0	12.0	7.7	20	23	59	8	0.12	2	08000	<del>15.00</del>	13.00	08000	<del>15.00</del>	13.00				
8.0	22.0	7.7	25	34	70	8	0.12	2				08000	<del>15.00</del>	13.00				
8.0	40.0	7.7	60	64	100	8	0.12	2									08000	<del>27.00</del> 24.00
10.0	13.0	9.7	24	27	67	10	0.20	2	10000	<del>19.00</del>	17.00	10000	<del>19.00</del>	17.00				
10.0	25.0	9.7	30	33	73	10	0.20	2				10000	<del>19.00</del>	17.00				
10.0	40.0	9.7	55	60	100	10	0.20	2									10000	<del>35.00</del> 31.00
12.0	16.0	11.6	26	28	73	12	0.20	2	12000	<del>26.00</del>	23.00	12000	<del>26.00</del>	23.00				
12.0	26.0	11.6	35	39	84	12	0.20	2				12000	<del>26.00</del>	23.00				
12.0	45.0	11.6	50	55	100	12	0.20	2									12000	<del>48.00</del> 43.00

P	●	●	●	●	●
M	○	○	○	○	○
K	●	●	●	●	●
N	○	○	○	○	○
S	○	○	○	○	○
H					
O					

Register your subscription to get our



**BEST WEEKLY DEALS!**



[cuttingtools.ceratizit.com/gb/en/footer/subscription.html](https://cuttingtools.ceratizit.com/gb/en/footer/subscription.html)



Technical support: 0800 073 2 075  
3 time served engineers,  
available from 8:00 am to 6:00 pm, Monday to Friday  
Email: [techsupport.uk@ceratizit.com](mailto:techsupport.uk@ceratizit.com)



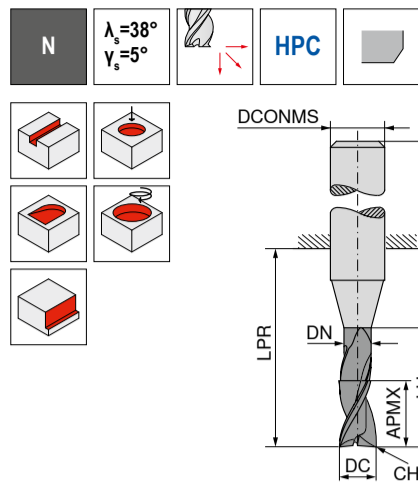
Order by 6:00 pm and get your guaranteed free express delivery



When you see this logo it's in stock in Sheffield

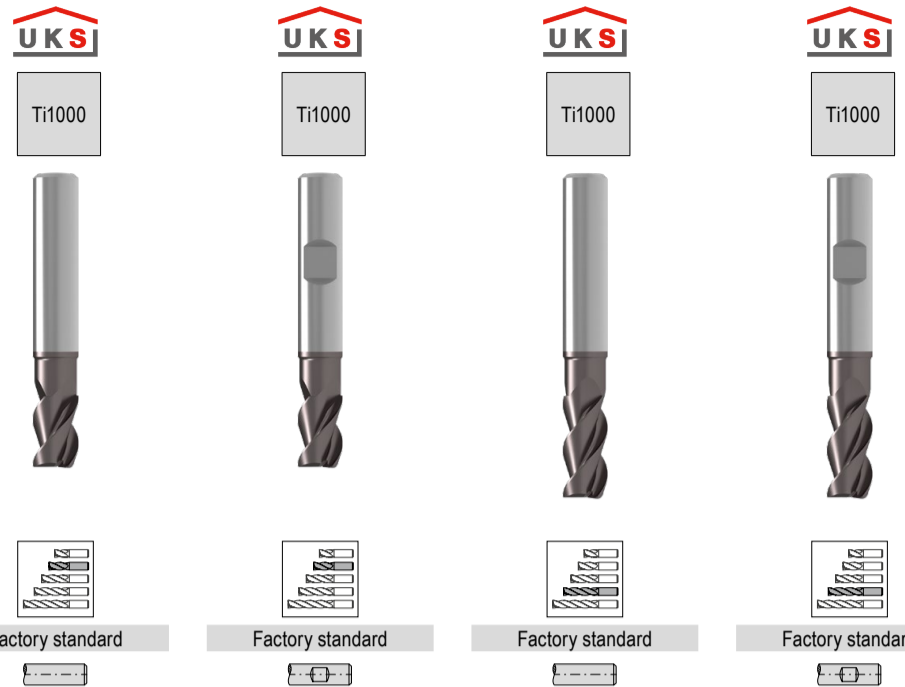
End milling cutter

▲ Cutting edges with irregular pitch



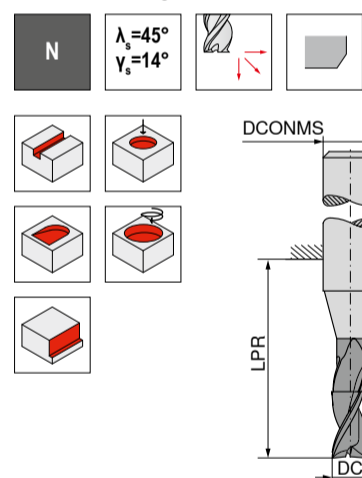
DC <sub>h10</sub> mm	APMX mm	DN mm	LH mm	LPR mm	OAL mm	DCONMS <sub>h6</sub> mm	CHW mm	ZEFP
2.0	4	1.9	8	18	54	6	0.04	3
2.0	7	1.9	10	22	58	6	0.04	3
2.5	5	2.4	8	18	54	6	0.07	3
3.0	6	2.9	9	18	54	6	0.07	3
3.0	10	2.9	14	22	58	6	0.07	3
4.0	7	3.8	12	18	54	6	0.07	3
4.0	13	3.8	17	22	58	6	0.07	3
5.0	8	4.8	16	18	54	6	0.12	3
5.0	15	4.8	19	22	58	6	0.12	3
6.0	10	5.8	16	18	54	6	0.12	3
6.0	16	5.8	20	22	58	6	0.12	3
8.0	12	7.7	20	23	59	8	0.12	3
8.0	22	7.7	26	34	70	8	0.12	3
10.0	14	9.7	24	27	67	10	0.20	3
10.0	25	9.7	31	33	73	10	0.20	3
12.0	16	11.6	26	28	73	12	0.20	3
12.0	28	11.6	37	39	84	12	0.20	3

	●	○	●	○	●	○	●	○
P	●	○	●	○	●	○	●	○
M	○	○	○	○	○	○	○	○
K	○	○	○	○	○	○	○	○
N	○	○	○	○	○	○	○	○
S	○	○	○	○	○	○	○	○
H	○	○	○	○	○	○	○	○
O	○	○	○	○	○	○	○	○



54 088 ... PG V3/5C	54 089 ... PG V3/5C	54 090 ... PG V3/5C	54 091 ... PG V3/5C
02000	02000	02000	02000
02500	02500	02500	02500
03000	03000	03000	03000
04000	04000	04000	04000
05000	05000	05000	05000
06000	06000	06000	06000
08000	08000	08000	08000
10000	10000	10000	10000
12000	12000	12000	12000

End milling cutter



DC <sub>h10</sub> mm	APMX mm	LPR mm	OAL mm	DCONMS <sub>h6</sub> mm	CHW mm	ZEFP
3.0	15	23	59	6	0.15	3
3.5	15	23	59	6	0.15	3
4.0	19	27	63	6	0.15	3
4.5	19	27	63	6	0.15	3
5.0	24	32	68	6	0.15	3
5.5	24	32	68	6	0.15	3
6.0	24	32	68	6	0.15	3
6.5	30	44	80	8	0.15	3
7.0	30	44	80	8	0.15	3
8.0	38	52	88	8	0.15	3
10.0	45	55	95	10	0.15	3
12.0	53	65	110	12	0.15	3
16.0	63	75	123	16	0.15	3
20.0	75	91	141	20	0.15	3

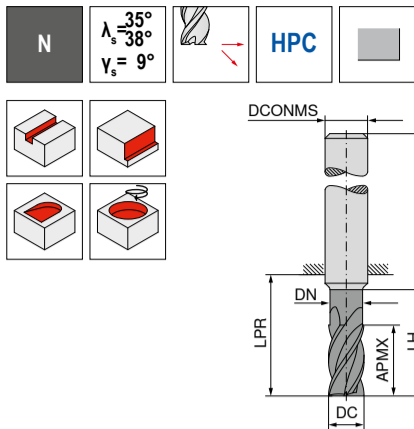
	●	○	●	○
P	●	○	●	○
M	○	○	○	○
K	○	○	○	○
N	○	○	○	○
S	○	○	○	○
H	○	○	○	○
O	○	○	○	○



54 092 ... PG V3/5C
03000
03500
04000
04500
05000
05500
06000
06500
07000
08000
10000
12000
16000
20000



End milling cutter

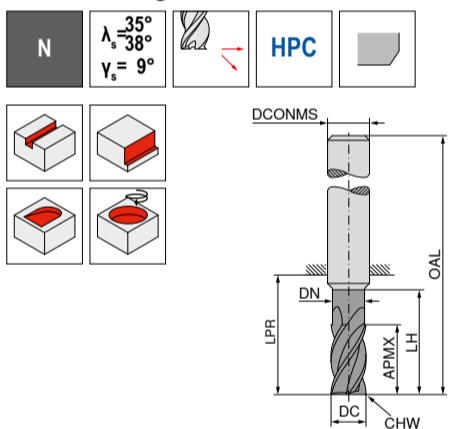


Square Corner

DC <sub>h10</sub>	APMX	DN	LH	LPR	OAL	DCONMS <sub>h6</sub>	ZEFP
mm	mm	mm	mm	mm	mm	mm	
3	5			14	50	6	4
3	8	2.8	13	21	57	6	4
3	8	2.8	15	22	69	6	4
4	8			18	54	6	4
4	11	3.8	17	21	57	6	4
4	11	3.8	20	26	69	6	4
5	9			18	54	6	4
5	13	4.8	19	21	57	6	4
5	13	4.8	25	34	69	6	4
6	10			18	54	6	4
6	13	5.8	19	21	57	6	4
6	13	5.8	30	34	69	6	4
8	12			22	58	8	4
8	19	7.7	25	27	63	8	4
8	17	7.7	40	44	79	8	4
10	14			26	66	10	4
10	22	9.7	30	32	72	10	4
10	21	9.7	50	54	93	10	4
12	16			28	73	12	4
12	26	11.6	36	38	83	12	4
12	25	11.6	60	64	108	12	4
16	22			34	82	16	4
16	32	15.5	42	44	92	16	4
16	33	15.5	80	84	132	16	4
20	26			42	92	20	4
20	38	19.5	52	54	104	20	4
20	42	19.5	100	104	154	20	4

	54 070 ...	PG V3/5C	54 070 ...	PG V3/5C	54 070 ...	PG V3/5C
	£	£	£	£	£	£
P	•	•	•	•	•	•
M	•	•	•	•	•	•
K	•	•	•	•	•	•
N	○	○	○	○	○	○
S	○	○	○	○	○	○
H						
O						

End milling cutter



Chamfered Edge

DC <sub>h10</sub>	APMX	DN	LH	LPR	OAL	DCONMS <sub>h6</sub>	CHW	ZEFP
mm	mm	mm	mm	mm	mm	mm	mm	
3	5			14	50	6	0.1	4
3	8	2.8	13	21	57	6	0.1	4
3	8	2.8	15	22	69	6	0.1	4
4	8			18	54	6	0.1	4
4	11	3.8	17	21	57	6	0.1	4
4	11	3.8	20	26	69	6	0.1	4
5	9			18	54	6	0.1	4
5	13	4.8	19	21	57	6	0.1	4
5	13	4.8	25	34	69	6	0.1	4
6	10			18	54	6	0.1	4
6	13	5.8	19	21	57	6	0.1	4
6	13	5.8	30	34	69	6	0.1	4
8	12			22	58	8	0.2	4
8	21	7.7	27	27	63	8	0.2	4
8	21	7.7	25	27	63	8	0.2	4
8	17	7.7	40	44	79	8	0.2	4
10	14			26	66	10	0.2	4
10	22	9.7	32	32	72	10	0.2	4
10	22	9.7	30	32	72	10	0.2	4
10	21	9.7	50	54	93	10	0.2	4
12	16			28	73	12	0.3	4
12	26	11.6	36	38	83	12	0.3	4
12	26	11.6	38	38	83	12	0.3	4
12	25	11.6	60	64	108	12	0.3	4
14	26	13.6	38	38	83	14	0.3	4
16	22			34	82	16	0.3	4
16	36	15.5	44	44	92	16	0.3	4
16	36	15.5	42	44	92	16	0.3	4
16	33	15.5	80	84	132	16	0.3	4
18	36	17.5	44	44	92	18	0.3	4
20	26			42	92	20	0.3	4
20	41	19.5	52	54	104	20	0.3	4
20	41	19.5	54	54	104	20	0.3	4
20	42	19.5	100	104	154	20	0.3	4

	54 071 ...	PG V3/5C	54 071 ...	PG V3/5C	54 071 ...	PG V3/5C	54 071 ...	PG V3/5C
	£	£	£	£	£	£	£	£
P	•	•	•	•	•	•	•	•
M	•	•	•	•	•	•	•	•
K	•	•	•	•	•	•	•	•
N	○	○	○	○	○	○	○	○
S	○	○	○	○	○	○	○	○
H								
O								



Technical support: 0800 073 2 075  
3 time served engineers,  
available from 8:00 am to 6:00 pm, Monday to Friday  
Email: techsupport.uk@ceratizit.com

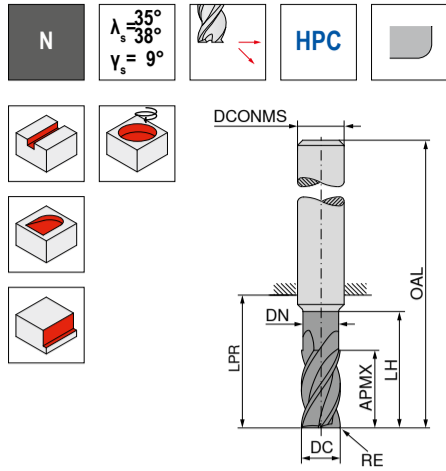


Order by 6:00 pm and get your  
guaranteed free express delivery



When you see this logo it's  
in stock in Sheffield

End milling cutter with corner radius

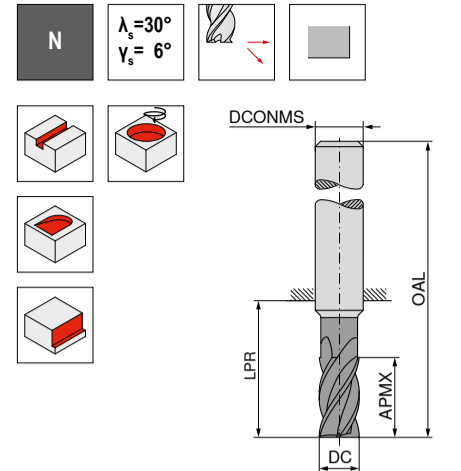


Corner radius

DC <sub>h10</sub> mm	RE ±0.05 mm	APMX mm	DN mm	LH mm	LPR mm	OAL mm	DCONMS <sub>h6</sub> mm	ZEPF	54 072 ... PG V3/5C	54 072 ... PG V3/5C
									£	£
3	0.1	8	2.8	13	21	57	6	4	03201	<del>14.00</del> 12.00
3	0.3	8	2.8	13	21	57	6	4	03203	<del>14.00</del> 12.00
3	0.5	8	2.8	13	21	57	6	4	03205	<del>14.00</del> 12.00
3	1.0	8	2.8	13	21	57	6	4	03210	<del>14.00</del> 12.00
3	0.5	8	2.8	15	22	69	6	4		
3	0.3	8	2.8	15	22	69	6	4		
3	1.0	8	2.8	15	22	69	6	4		
4	0.1	11	3.8	17	21	57	6	4	04201	<del>14.00</del> 12.00
4	0.3	11	3.8	17	21	57	6	4	04203	<del>14.00</del> 12.00
4	0.5	11	3.8	17	21	57	6	4	04205	<del>14.00</del> 12.00
4	1.0	11	3.8	17	21	57	6	4	04210	<del>14.00</del> 12.00
4	0.5	11	3.8	20	26	69	6	4		
4	0.3	11	3.8	20	26	69	6	4		
4	1.0	11	3.8	20	26	69	6	4		
5	0.5	13	4.8	19	21	57	6	4	05205	<del>14.00</del> 12.00
5	0.1	13	4.8	19	21	57	6	4	05201	<del>14.00</del> 12.00
5	0.3	13	4.8	19	21	57	6	4	05203	<del>14.00</del> 12.00
5	1.0	13	4.8	19	21	57	6	4	05210	<del>14.00</del> 12.00
5	0.5	13	4.8	25	34	69	6	4		
5	0.3	13	4.8	25	34	69	6	4		
5	1.0	13	4.8	25	34	69	6	4		
6	0.3	13	5.8	19	21	57	6	4	06203	<del>16.00</del> 14.00
6	0.1	13	5.8	19	21	57	6	4	06201	<del>16.00</del> 14.00
6	0.5	13	5.8	19	21	57	6	4	06205	<del>16.00</del> 14.00
6	1.0	13	5.8	19	21	57	6	4	06210	<del>16.00</del> 14.00
6	1.5	13	5.8	19	21	57	6	4	06215	<del>16.00</del> 14.00
6	2.0	13	5.8	19	21	57	6	4	06220	<del>16.00</del> 14.00
6	1.0	13	5.8	30	34	69	6	4		
6	0.3	13	5.8	30	34	69	6	4		
6	0.5	13	5.8	30	34	69	6	4		
6	1.5	13	5.8	30	34	69	6	4		
6	2.0	13	5.8	30	34	69	6	4		
8	0.1	21	7.7	25	27	63	8	4	08201	<del>21.00</del> 18.00
8	0.3	21	7.7	25	27	63	8	4	08203	<del>21.00</del> 18.00
8	0.5	21	7.7	25	27	63	8	4	08205	<del>21.00</del> 18.00
8	1.0	21	7.7	25	27	63	8	4	08210	<del>21.00</del> 18.00
8	1.5	21	7.7	25	27	63	8	4	08215	<del>21.00</del> 18.00
8	2.0	21	7.7	25	27	63	8	4	08220	<del>21.00</del> 18.00
8	1.0	17	7.7	40	44	79	8	4		
8	0.3	17	7.7	40	44	79	8	4		
8	0.5	17	7.7	40	44	79	8	4		
8	1.5	17	7.7	40	44	79	8	4		
8	2.0	17	7.7	40	44	79	8	4		
10	1.0	22	9.7	30	32	72	10	4	10210	<del>26.00</del> 23.00
10	0.1	22	9.7	30	32	72	10	4	10201	<del>26.00</del> 23.00
10	0.3	22	9.7	30	32	72	10	4	10203	<del>26.00</del> 23.00
10	0.5	22	9.7	30	32	72	10	4	10205	<del>26.00</del> 23.00
10	1.5	22	9.7	30	32	72	10	4	10215	<del>26.00</del> 23.00
10	2.0	22	9.7	30	32	72	10	4	10220	<del>26.00</del> 23.00
10	1.0	21	9.7	50	54	93	10	4		
10	0.3	21	9.7	50	54	93	10	4		
10	0.5	21	9.7	50	54	93	10	4		
10	1.5	21	9.7	50	54	93	10	4		
10	2.0	21	9.7	50	54	93	10	4		
12	0.5	26	11.6	36	38	83	12	4	12205	<del>40.00</del> 36.00
12	0.1	26	11.6	36	38	83	12	4	12201	<del>40.00</del> 36.00
12	0.3	26	11.6	36	38	83	12	4	12203	<del>40.00</del> 36.00
12	1.0	26	11.6	36	38	83	12	4	12210	<del>40.00</del> 36.00
12	1.5	26	11.6	36	38	83	12	4	12215	<del>40.00</del> 36.00
12	2.0	26	11.6	36	38	83	12	4	12220	<del>40.00</del> 36.00
12	3.0	26	11.6	36	38	83	12	4	12230	<del>40.00</del> 36.00
12	1.5	25	11.6	60	64	108	12	4		
12	0.3	25	11.6	60	64	108	12	4		
12	0.5	25	11.6	60	64	108	12	4		
12	1.0	25	11.6	60	64	108	12	4		
12	2.0	25	11.6	60	64	108	12	4		
12	3.0	25	11.6	60	64	108	12	4		
16	0.3	36	15.5	42	44	92	16	4	16203	<del>62.00</del> 56.00
16	0.1	36	15.5	42	44	92	16	4	16201	<del>62.00</del> 56.00
16	0.5	36	15.5	42	44	92	16	4	16205	<del>62.00</del> 56.00
16	1.0	36	15.5	42	44	92	16	4	16210	<del>62.00</del> 56.00
16	1.5	36	15.5	42	44	92	16	4	16215	<del>62.00</del> 56.00
16	2.0	36	15.5	42	44	92	16	4	16220	<del>62.00</del> 56.00
16	3.0	36	15.5	42	44	92	16	4	16230	<del>62.00</del> 56.00
16	4.0	36	15.5	42	44	92	16	4	16240	<del>62.00</del> 56.00
16	1.5	33	15.5	80	84	132	16	4		
16	0.3	33	15.5	80	84	132	16	4		
16	0.5	33	15.5	80	84	132	16	4		
16	1.0	33	15.5	80	84	132	16	4		
16	2.0	33	15.5	80	84	132	16	4		
16	3.0	33	15.5	80	84	132	16	4		
16	4.0	33	15.5	80	84	132	16	4		
20	0.1	41	19.5	52	54	104	20	4	20201	<del>80.00</del> 80.00
20	0.3	41	19.5	52	54	104	20	4	20203	<del>80.00</del> 80.00
20	0.5	41	19.5	52	54	104	20	4	20205	<del>80.00</del> 80.00
20	1.0	41	19.5	52	54	104	20	4	20210	<del>80.00</del> 80.00
20	1.5	41	19.5	52	54	104	20	4	20215	<del>80.00</del> 80.00
20	2.0	41	19.5	52	54	104	20	4	20220	<del>80.00</del> 80.00
20	3.0	41	19.5	52	54	104	20	4	20230	<del>80.00</del> 80.00
20	4.0	41	19.5	52	54	104	20	4	20240	<del>80.00</del> 80.00
20	4.0	42	19.5	100	104	154	20	4		
20	0.3	42	19.5	100	104	154	20	4	20440	<del>140.00</del> 127.00
20	0.5	42	19.5	100	104	154	20	4	20403	<del>140.00</del> 127.00
20	1.0	42	19.5	100	104	154	20	4	20405	<del>140.00</del> 127.00
20	1.5	42	19.5	100	104	154	20	4	20410	<del>140.00</del> 127.00
20	2.0	42	19.5	100	104	154	20	4	20415	<del>140.00</del> 127.00
20	2.0	42	19.5	100	104	154	20	4	20420	<del>140.00</del> 127.00
20	3.0	42	19.5	100	104	154	20	4	20430	<del>140.00</del> 127.00

P	•	•
M	•	•
K	•	•
N	•	•
S	•	•
H	•	•
O	•	•


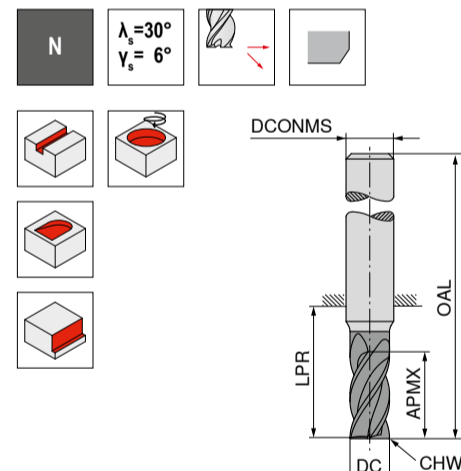
End milling cutter



DC <sub>h10</sub> mm	APMX mm	LPR mm	OAL mm	DCONMS <sub>h6</sub> mm	ZEPF	54 093 ... PG V3/5C	54 094 ... PG V3/5C
						£	£
2.0	8	8	32	2.0	4	22000	<del>12.00</del> 10.00
2.5	8	8	32	2.5	4	22500	<del>12.00</del> 10.00
3.0	12	12	32	3.0	4	33000	<del>12.00</del> 10.00
3.0	30	32	60	3.0	4		
3.5	12	12	32	3.5	4	33500	<del>12.00</del> 10.00
4.0	12	12	40	4.0	4	44000	<del>12.00</del> 10.00
4.0	30	47	75	4.0	4		
4.5	14	22	50	4.5	4	44500	<del>12.00</del> 10.00
5.0	14	22	50	5.0	4	55000	<del>12.00</del> 10.00
5.0	35	47	75	5.0	4		
5.5	16	22	50	5.5	4	55500	<del>12.00</del> 10.00
6.0	14	14	50	6.0	4	06000	<del>12.00</del> 10.00
6.0	40	64	100	6.0	4		
8.0	40	64	100	8.0	4		
10.0	40	60	100	10.0	4		
12.0	45	55	100	12.0	4		
14.0	45	55	100	14.0	4		
16.0	75	102	150	16.0	4		

P	•	•
M	•	•
K	•	•
N	•	•
S	•	•
H	•	•
O	•	•

End milling cutter

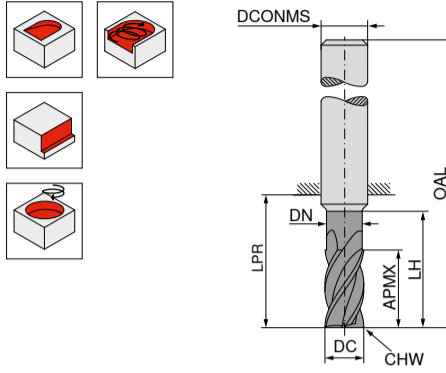
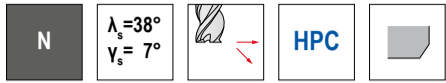


DC <sub>h10</sub> mm	APMX mm	LPR mm	OAL mm	DCONMS <sub>h6</sub> mm	CHW mm	ZEPF	54 095 ... PG V3/5C	
							£	
2.0	8	8	32	2.0	0.04	4	22000	<del>12.00</del> 10.00
2.5	8	8	32	2.5	0.04	4	22500	<del>12.00</del> 10.00
3.0	12	12	32	3.0	0.07	4	33000	<del>12.00</del> 10.00
3.5	12	12	32	3.5	0.07	4	33500	<del>12.00</del> 10.00
4.0	12	12	4					


### End milling cutter

Optimised for trochoidal machining

- ▲ Chip breaker 0.9 x DC
- ▲ Cutting depth: 3 x DC
- ▲ Cutting edges with irregular pitch



**Modern Milling Strategies**

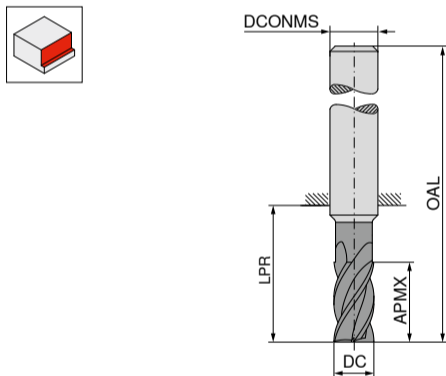


DC <sub>h10</sub> mm	APMX mm	DN mm	LH mm	LPR mm	OAL mm	DCONMS <sub>h6</sub> mm	CHW mm	ZEFP	54 098 ... PG V3/5C	
									£	£
6	18	5.8	24	26	62	6	0.1	5	06000	<del>36.00</del> 32.00
8	24	7.7	30	32	68	8	0.2	5	08000	<del>47.00</del> 42.00
10	30	9.7	38	40	80	10	0.2	5	10000	<del>61.00</del> 54.00
12	36	11.6	46	48	93	12	0.3	5	12000	<del>72.00</del> 64.00
16	48	15.5	58	60	108	16	0.3	5	16000	<del>128.00</del> 115.00
20	60	19.5	74	76	126	20	0.3	5	20000	<del>167.00</del> 177.00

P	●
M	○
K	●
N	○
S	○
H	○
O	○

### Finish milling cutter


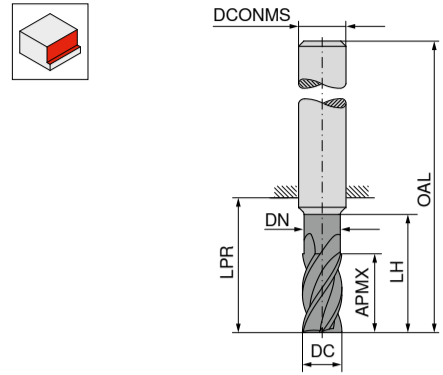
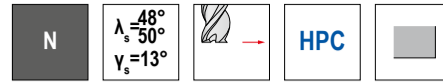


DC <sub>h10</sub> mm	APMX mm	LPR mm	OAL mm	DCONMS <sub>h6</sub> mm	ZEFP	54 099 ... PG V3/5C	
						£	£
4	16	26	62	6	6	04000	<del>27.00</del> 24.00
5	18	26	62	6	6	05000	<del>27.00</del> 24.00
6	18	26	62	6	6	06000	<del>27.00</del> 24.00
8	24	32	68	8	6	08000	<del>34.00</del> 30.00
10	30	40	80	10	6	10000	<del>47.00</del> 42.00
12	36	48	93	12	6	12000	<del>58.00</del> 52.00
16	48	60	108	16	6	16000	<del>115.00</del> 103.00
20	60	76	126	20	8	20000	<del>153.00</del> 137.00

P	●
M	○
K	●
N	○
S	○
H	○
O	○

### Finish milling cutter

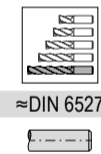

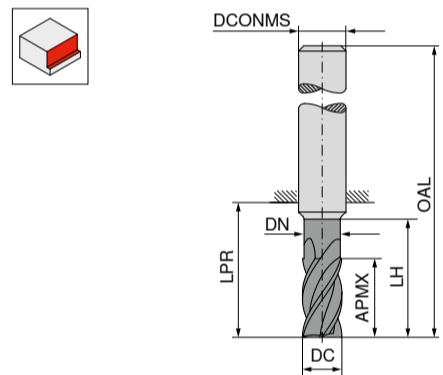
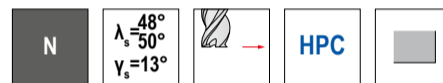


DC <sub>h10</sub> mm	APMX mm	DN mm	LH mm	LPR mm	OAL mm	DCONMS <sub>h6</sub> mm	ZEFP	54 076 ... PG V3/5C		54 075 ... PG V3/5C	
								£	£	£	£
6	13	5.6	19	21	57	6	6	06200	<del>16.00</del> 14.00	06200	<del>16.00</del> 14.00
8	19	7.6	25	27	63	8	6	08200	<del>21.00</del> 18.00	08200	<del>21.00</del> 18.00
10	22	9.6	30	32	72	10	6	10200	<del>27.00</del> 24.00	10200	<del>27.00</del> 24.00
12	26	11.5	36	38	83	12	6	12200	<del>44.00</del> 39.00	12200	<del>44.00</del> 39.00
16	32	15.0	42	44	92	16	6	16200	<del>67.00</del> 60.00	16200	<del>67.00</del> 60.00
20	38	19.0	52	54	104	20	6	20200	<del>101.00</del> 92.00	20200	<del>101.00</del> 92.00

P	●
M	●
K	○
N	○
S	○
H	○
O	○

### Finish milling cutter



DC <sub>h10</sub> mm	APMX mm	DN mm	LH mm	LPR mm	OAL mm	DCONMS <sub>h6</sub> mm	ZEFP	54 076 ... PG V3/5C		54 075 ... PG V3/5C	
								£	£	£	£
6	15	5.6	42	44	80	6	6	06400	<del>25.00</del> 22.00	06400	<del>25.00</del> 22.00
8	20	7.6	62	64	100	8	6	08400	<del>34.00</del> 28.00	08400	<del>34.00</del> 28.00
10	25	9.6	58	60	100	10	6	10400	<del>43.00</del> 38.00	10400	<del>43.00</del> 38.00
12	30	11.5	73	75	120	12	6	12400	<del>53.00</del> 47.00	12400	<del>53.00</del> 47.00
16	40	15.0	100	102	150	16	6	16400	<del>101.00</del> 91.00	16400	<del>101.00</del> 91.00
20	50	19.0	98	100	150	20	6	20400	<del>138.00</del> 125.00	20400	<del>138.00</del> 125.00

P	●
M	●
K	○
N	○
S	○
H	○
O	○

cutting.tools/sustainability

**CERATIZIT Recycling**  
Ecological, sustainable and economical



**Technical support: 0800 073 2 075**  
3 time served engineers,  
available from 8:00 am to 6:00 pm, Monday to Friday  
Email: techsupport.uk@ceratizit.com



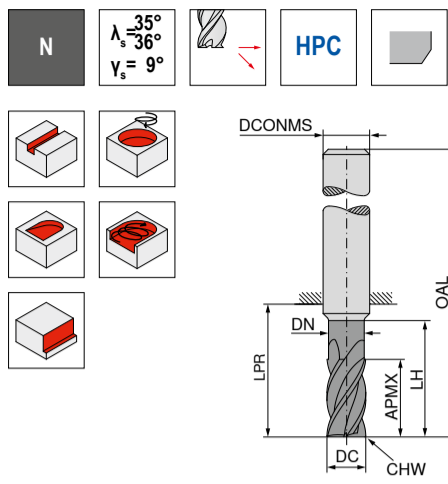
Order by 6:00 pm and get your  
guaranteed free express delivery



When you see this logo it's  
in stock in Sheffield

### End milling cutter

▲ Cutting depth: 3 x DC

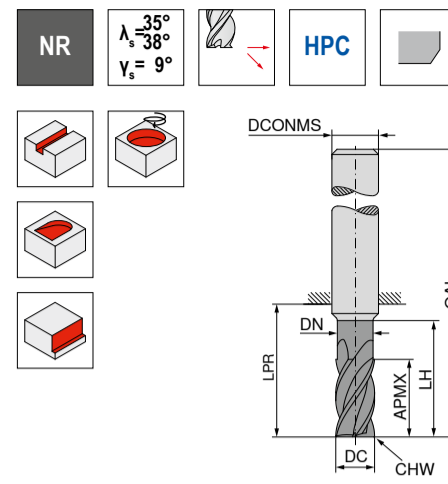


DC <sub>18</sub> mm	APMX mm	DN mm	LH mm	LPR mm	OAL mm	DCONMS <sub>16</sub> mm	CHW mm	ZEFP	54 078 ...	PG V3/5C
6	19	5.8	24	26	62	6	0.1	4	06200	<del>22.00</del> 20.00
8	25	7.7	30	32	68	8	0.2	4	08200	<del>29.00</del> 26.00
10	31	9.7	38	40	80	10	0.2	4	10200	<del>38.00</del> 34.00
12	37	11.6	46	48	93	12	0.2	4	12200	<del>50.00</del> 54.00
16	49	15.5	58	60	108	16	0.3	4	16200	<del>93.00</del> 84.00
20	61	19.5	74	76	126	20	0.3	4	20200	<del>146.00</del> 126.00

P	•
M	•
K	•
N	•
S	•
H	•
O	•

### Rough milling cutter

▲ With roughing profile

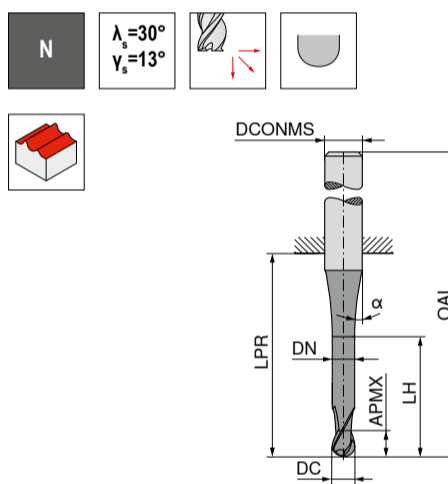


DC <sub>11</sub> mm	APMX mm	DN mm	LH mm	LPR mm	OAL mm	DCONMS <sub>16</sub> mm	CHW mm	ZEFP	54 077 ...	PG V3/5C
3	8	2.8	13	21	57	6	0.1	4	00300	<del>16.00</del> 14.00
4	11	3.8	17	21	57	6	0.1	4	00400	<del>16.00</del> 14.00
5	13	4.8	19	21	57	6	0.1	4	00500	<del>16.00</del> 14.00
6	13	5.8	19	21	57	6	0.1	4	00600	<del>19.00</del> 17.00
8	21	7.7	25	27	63	8	0.2	4	00800	<del>24.00</del> 21.00
10	22	9.7	30	32	72	10	0.2	4	01000	<del>30.00</del> 26.00
12	26	11.6	36	38	83	12	0.3	4	01200	<del>40.00</del> 44.00
16	36	15.5	42	44	92	16	0.3	4	01600	<del>70.00</del> 66.00
20	41	19.5	52	54	104	20	0.3	4	02000	<del>100.00</del> 98.00

P	•
M	•
K	•
N	○
S	○
H	○
O	○

### Ball Nosed Cutter

▲ Radius accuracy: ± 0,01 mm

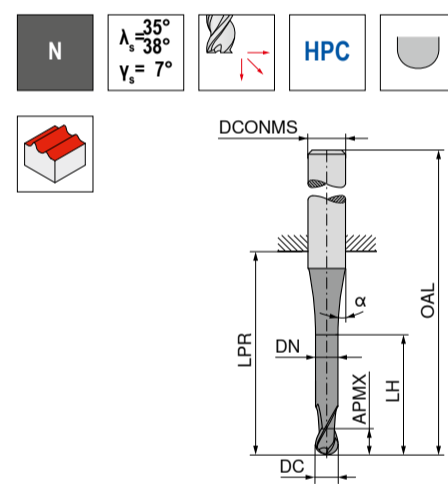


DC <sub>110</sub> mm	APMX mm	DN mm	LH mm	LPR mm	OAL mm	DCONMS <sub>16</sub> mm	α°	ZEFP	54 073 ...	PG V3/5C
3	5	2.9	9	14	50	6	15	2	03115	<del>13.00</del> 11.00
4	8	3.9	12	18	54	6	45	2	04120	<del>13.00</del> 11.00
5	9	4.9	15	18	54	6	45	2	05125	<del>13.00</del> 11.00
6	10	5.9	17	18	54	6	45	2	06130	<del>14.00</del> 12.00
8	12	7.8	20	22	58	8	45	2	08140	<del>18.00</del> 16.00
10	14	9.8	26	26	66	10	45	2	10150	<del>23.00</del> 20.00
12	16	11.8	28	28	73	12	45	2	12160	<del>33.00</del> 29.00
16	22	15.7	32	34	82	16	45	2	16180	<del>54.00</del> 49.00
20	26	19.7	40	42	92	20	45	2	20110	<del>78.00</del> 70.00

P	•
M	○
K	•
N	•
S	○
H	○
O	○

### Ball Nosed Cutter

▲ Radius accuracy: ± 0,01 mm

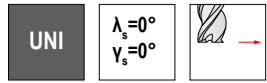


DC <sub>110</sub> mm	APMX mm	DN mm	LH mm	LPR mm	OAL mm	DCONMS <sub>16</sub> mm	α°	ZEFP	54 074 ...	PG V3/5C
3	8			21	57	6	30	4	03115	<del>13.00</del> 11.00
3	8	2.8	13	21	57	6	30	4	03215	<del>13.00</del> 11.00
4	11			21	57	6	30	4	04120	<del>13.00</del> 11.00
4	11	3.8	17	21	57	6	30	4	04220	<del>13.00</del> 11.00
5	13			21	57	6	30	4	05125	<del>13.00</del> 11.00
5	13	4.8	19	21	57	6	30	4	05225	<del>13.00</del> 11.00
6	13			21	57	6	30	4	06130	<del>14.00</del> 12.00
6	13	5.8	19	21	57	6	30	4	06430	<del>16.00</del> 14.00
8	19			36	72	8	30	4	08140	<del>18.00</del> 16.00
8	19	7.7	25	27	72	8	30	4	08440	<del>19.00</del> 17.00
10	22			32	72	10	30	4	10150	<del>23.00</del> 20.00
10	22	9.7	30	32	72	10	30	4	10450	<del>25.00</del> 22.00
12	26			38	83	12	30	4	12160	<del>33.00</del> 29.00
12	26	11.6	36	38	83	12	30	4	12460	<del>39.00</del> 35.00
16	32			44	92	16	30	4	16180	<del>54.00</del> 49.00
16	32	15.5	42	44	92	16	30	4	16480	<del>57.00</del> 51.00
20	38			54	104	20	30	4	20110	<del>78.00</del> 70.00
20	38	19.5	52	54	104	20	30	4	20410	<del>92.00</del> 74.00

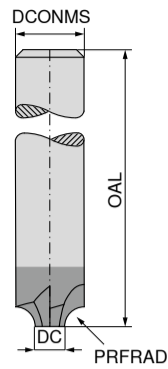
P	•
M	•
K	•
N	○
S	○
H	○
O	○



Quarter-round profile milling cutter, concave



Standard



Ti1000



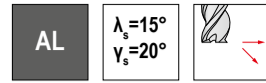
Factory standard



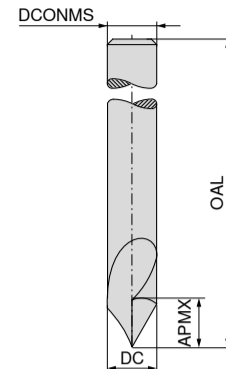
PRFRAD +0.02 mm	DC mm	OAL mm	APMX mm	DCONMS <sub>h6</sub> mm	ZFP	52 247 ... PG V3/5C	£	£
0.50	7.0	70	0.50	8	4	00500	<del>71.82</del>	64.00
1.00	6.0	70	1.00	8	4	01000	<del>71.82</del>	64.00
1.25	7.5	75	1.25	10	4	01200	<del>76.29</del>	68.00
1.50	7.0	75	1.50	10	4	01500	<del>76.29</del>	68.00
2.00	6.0	75	2.00	10	4	02000	<del>76.29</del>	68.00
2.50	7.0	73	2.50	12	4	02500	<del>85.69</del>	77.00
3.00	6.0	73	3.00	12	4	03000	<del>85.69</del>	77.00
3.50	9.0	80	3.50	16	4	03500	<del>107.92</del>	97.00
4.00	8.0	80	4.00	16	4	04000	<del>107.92</del>	97.00
4.50	7.0	80	4.50	16	4	04500	<del>107.92</del>	97.00
5.00	10.0	80	5.00	20	4	05000	<del>153.14</del>	137.00
6.00	8.0	80	6.00	20	4	06000	<del>153.14</del>	137.00

P	•
M	•
K	•
N	○
S	○
H	
O	

Engraving cutter 60°



Standard



Factory standard




DC <sub>h6</sub> mm	APMX mm	OAL mm	DCONMS <sub>h6</sub> mm	ZFP	52 196 ... PG V3/5C	£	£
3	2.6	50	3	1	03000	<del>32.05</del>	29.00
4	3.5	50	4	1	04000	<del>35.87</del>	31.00
6	5.2	54	6	1	06000	<del>37.74</del>	33.00

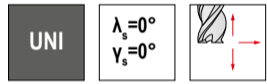
P	○
M	○
K	○
N	•
S	○
H	
O	•



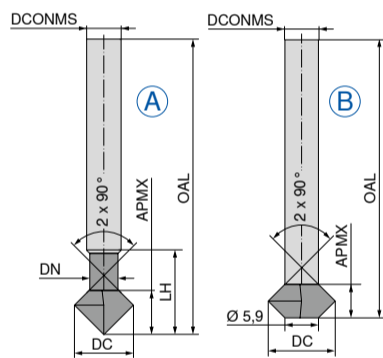
Get the most out of your solid carbide tools by using Centro-P  
→ see page 90



NC front and rear chamfer milling cutter



Standard



Ti1000



Factory standard



DC <sub>+0.09</sub> -0.1 mm	APMX mm	DN mm	LH mm	OAL mm	DCONMS <sub>h6</sub> mm	ZFP	Fig.	52 189 ... PG V3/5C	£	£
3	2.00	2.2	12.0	75	4	4	A	03000	<del>55.83</del>	49.00
4	2.65	2.9	17.7	75	4	4	A	04000	<del>56.82</del>	50.00
5	3.05	3.9	18.0	75	5	4	A	05000	<del>57.42</del>	51.00
6	4.05	3.9	19.0	100	6	4	A	06000	<del>58.28</del>	61.00
8	2.25			100	6	4	B	08000	<del>88.56</del>	79.00
10	4.25			100	6	4	B	10000	<del>110.41</del>	99.00
12	6.25			100	6	4	B	12000	<del>131.43</del>	118.00

P	•
M	•
K	•
N	○
S	○
H	
O	



DRAGONSKIN  
by CERATIZIT



For more information  
[cutting.tools/en/dragonskin](http://cutting.tools/en/dragonskin)



Technical support: 0800 073 2 075  
3 time served engineers,  
available from 8:00 am to 6:00 pm, Monday to Friday  
Email: [techsupport.uk@ceratizit.com](mailto:techsupport.uk@ceratizit.com)



Order by 6:00 pm and get your  
guaranteed free express delivery

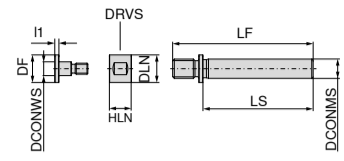


When you see this logo it's  
in stock in Sheffield

### Cylindrical shank adapter for circular saw blades

▲ DCONWS = circular saw blade bore diameter

Standard

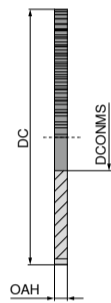
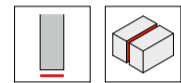


DCONWS <sub>H7</sub>	DCONMS <sub>H7</sub>	DLN	DF	LF	LS	HLN	I <sub>1</sub>	DRVS
mm	mm	mm	mm	mm	mm	mm	mm	mm
5	10	10	10	61	50	8	3	9
5	7	10	10	51	40	8	3	9
8	10	15	15	61	50	8	3	14
8	7	15	15	51	40	8	3	14
10	10	17	17	63	50	10	3	16
10	7	17	17	53	40	10	3	16
10	16	17	17	74	55	10	3	16
13	16	20	20	77	55	10	3	18
13	10	20	20	66	50	10	3	18
16	16	24	24	79	55	14	3	22
16	10	24	24	66	50	14	3	22

72 900 ...	PG X1	£	£
105		103.00	28.00
005		103.00	28.00
108		103.00	31.00
008		103.00	28.00
110		103.00	31.00
010		103.00	28.00
210		203.00	33.00
213		203.00	33.00
113		203.00	31.00
216		203.00	33.00
116		203.00	31.00

### Solid carbide circular saw blades, fine-toothed, DIN 1837A

▲ fine-straight-cut



Standard

DC <sub>js15</sub>	OAH <sub>±0.01</sub>	DCONMS <sub>H6</sub>	ZEFP
mm	mm	mm	
15	1.40	5	40
15	0.20	5	64
15	0.25	5	64
15	0.30	5	64
15	0.35	5	64
15	0.40	5	64
15	0.50	5	48
15	0.60	5	48
15	0.70	5	48
15	0.80	5	40
15	0.90	5	40
15	1.00	5	40
15	1.10	5	40
15	1.20	5	40
15	1.30	5	40
15	1.50	5	40
15	1.60	5	40
15	1.70	5	40
15	1.80	5	40
15	1.90	5	40
15	2.00	5	40
15	2.50	5	40
15	3.00	5	40
15	3.50	5	40
15	4.00	5	40
15	4.50	5	40
15	5.00	5	40
15	5.50	5	40
15	6.00	5	40
20	1.40	5	40
20	0.20	5	80
20	0.25	5	64
20	0.30	5	64
20	0.35	5	64
20	0.40	5	64
20	0.50	5	48
20	0.60	5	48
20	0.70	5	48
20	0.80	5	48
20	0.90	5	40
20	1.00	5	40
20	1.10	5	40
20	1.20	5	40
20	1.30	5	40
20	1.50	5	40
20	1.60	5	40
20	1.70	5	40
20	1.80	5	40
20	1.90	5	40
20	2.00	5	40
20	2.50	5	40
20	3.00	5	40
20	3.50	5	40
20	4.00	5	40
20	4.50	5	40
20	5.00	5	40
20	5.50	5	40
20	6.00	5	40
25	1.40	8	40
25	0.20	8	80
25	0.25	8	80
25	0.30	8	80
25	0.35	8	64
25	0.40	8	64
25	0.50	8	64
25	0.60	8	64
25	0.70	8	48
25	0.80	8	48
25	0.90	8	48
25	1.00	8	48
25	1.10	8	48
25	1.20	8	48
25	1.30	8	40
25	1.50	8	40
25	1.60	8	40
25	1.70	8	40
25	1.80	8	40
25	1.90	8	40
25	2.00	8	40
25	2.50	8	40
25	3.00	8	32
25	3.50	8	32
25	4.00	8	32
25	4.50	8	32
25	5.00	8	32
25	5.50	8	24
25	6.00	8	24
30	1.40	8	48
30	0.20	10	100
30	0.25	10	100
30	0.30	10	100
30	0.35	10	80
30	0.40	10	80
30	0.50	10	80
30	0.60	10	80
30	0.70	10	80
30	0.80	10	80
30	0.90	10	80
30	1.00	10	80
30	1.10	10	80
30	1.20	10	80
30	1.30	10	80
30	1.50	10	80
30	1.60	10	80
30	1.70	10	80
30	1.80	10	80
30	1.90	10	80
30	2.00	10	80
30	2.50	10	80
30	3.00	10	64
30	3.50	10	64
30	4.00	10	64
30	4.50	10	64
30	5.00	10	64
30	5.50	10	64
30	6.00	10	64

DIN 1837 A

54 700 ...	PG V6	£	£
116		24.00	13.00
102		18.00	9.00
103		18.00	9.00
104		18.00	9.00
105		18.00	9.00
106		18.00	9.00
107		18.00	9.00
108		18.00	9.00
109		24.00	11.00
110		24.00	11.00
111		24.00	12.00
112		24.00	12.00
113		24.00	12.00
114		24.00	13.00
115		24.00	13.00
117		24.00	14.00
118		24.00	15.00
119		24.00	17.00
120		24.00	17.00
121		24.00	17.00
122		24.00	17.00
123		24.00	24.00
124		24.00	27.00
125		24.00	30.00
126		24.00	38.00
127		24.00	44.00
128		24.00	46.00
129		24.00	55.00
130		24.00	57.00
166		24.00	17.00
152		26.00	11.00
153		26.00	11.00
154		26.00	11.00
155		26.00	11.00
156		26.00	11.00
157		26.00	11.00
158		26.00	11.00
159		26.00	12.00
160		26.00	12.00
161		26.00	13.00
162		26.00	14.00
163		26.00	15.00
164		26.00	15.00
165		26.00	15.00
166		26.00	17.00
168		26.00	18.00
169		26.00	19.00
170		26.00	19.00
171		26.00	20.00
172		26.00	20.00
173		26.00	25.00
174		26.00	25.00
175		26.00	32.00
176		26.00	39.00
177		26.00	46.00
178		26.00	48.00
179		26.00	56.00
180		26.00	58.00
216		30.00	20.00
202		30.00	10.00
203		30.00	10.00
204		30.00	10.00
205		30.00	10.00
206		30.00	10.00
207		30.00	12.00
208		30.00	12.00
209		30.00	13.00
210		30.00	15.00
211		30.00	17.00
212		30.00	17.00
213		30.00	19.00
214		30.00	19.00
215		30.00	19.00
217		30.00	20.00
218		30.00	23.00
219		30.00	23.00
220		30.00	23.00
221		30.00	25.00
222		30.00	26.00
223		30.00	31.00
224		30.00	41.00
225		30.00	46.00
226		30.00	51.00
227		30.00	59.00
228		30.00	62.00
229		30.00	71.00
230		30.00	74.00
266		30.00	25.00
252		30.00	13.00
253		30.00	13.00
254		30.00	13.00
255		30.00	13.00
256		30.00	13.00
257		30.00	14.00
258		30.00	14.00
259		30.00	17.00


DC <sub>js15</sub>	OAH <sub>±0.01</sub>	DCONMS <sub>H6</sub>	ZEFP
mm	mm	mm	
30	0.80	8	64
30	0.90	8	64
30	1.00	8	64
30	1.10	8	64
30	1.20	8	48
30	1.30	8	48
30	1.50	8	48
30	1.60	8	48
30	1.70	8	48
30	1.80	8	48
30	1.90	8	48
30	2.00	8	48
30	2.50	8	40
30	3.00	8	40
30	3.50	8	40
30	4.00	8	40
30	4.50	8	32
30	5.00	8	32
30	5.50	8	32
30	6.00	8	32
40	1.40	10	64
40	0.20	10	128
40	0.25	10	100
40	0.30	10	100
40	0.35	10	100
40	0.40	10	100
40	0.50	10	80
40	0.60	10	80
40	0.70	10	80
40	0.80	10	80
40	0.90	10	64
40	1.00	10	64
40	1.10	10	64
40	1.20	10	64
40	1.30	10	64
40	1.50	10	64
40	1.60	10	64
40	1.70	10	48
40	1.80	10	48
40	1.90	10	48
40	2.00	10	48
40	2.50	10	48
40	3.00	10	48
40	3.50	10	48
40	4.00	10	40
40	4.50	10	40
40	5.00	10	40
40	5.50	10	40
40	6.00	10	40
50	1.40	13	64
50	0.20	13	128
50	0.25	13	128
50	0.30	13	128
50	0.35	13	100
50	0.40	13	100
50	0.50	13	100
50	0.60	13	100
50	0.70	13	80
50	0.80	13	80
50	0.90	13	80
50	1.00	13	80
50	1.10	13	80
50	1.20	13	80
50	1.30	13	64
50	1.50	13	64
50	1.60	13	64
50	1.70	13	64
50	1.80	13	64
50	1.90</		

# MILLING TOOLS WITH INDEXABLE INSERTS

## SYSTEM



MaxiMill 491 – first choice indexable shoulder milling system with 8 edges.



MaxiMill Tangent – high performance tangential milling system for maximum process security.



MaxiMill 211-11 – first choice indexable end milling system.



MaxiMill 271-12 – first choice indexable face milling system also with high feed geometry option.



MaxiMill HFC – first choice indexable high feed milling system.




MaxiMill HFCD – double sided insert high feed milling system.



MaxiMill 273 – 16-edge high performance milling system.



MaxiMill 252 – New generation heavy duty button milling system.



MaxiMill 251 – first choice indexable button milling system.



WPS – first choice indexable chamfer milling cutter.




MaxiMill Slot-SX – New side and face milling cutters deliver maximum process security and optimum performance thanks to thro' coolant.




MaxiMill 242 – first choice chamfer milling system.

## GRADES



CTPM240 – first choice for stainless steel and other corrosion resistant materials.



CTPP235 – first choice for steels with or without coolant.



CTWN215 – first choice for aluminium and other non ferrous materials.

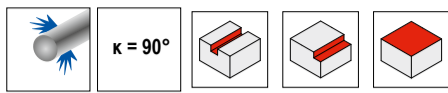


CTC5240 – first choice for titanium and heat resistant super alloys.



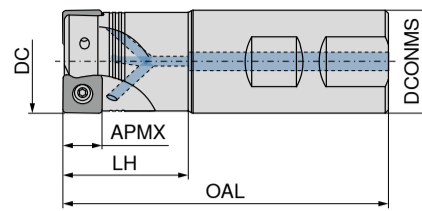
M1 – first choice chipbreaker for parting off.

### MaxiMill – 491-09 End milling cutter



Performance

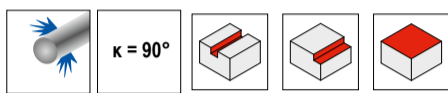
over 85 % off



Designation	DC mm	OAL mm	LH mm	DCONMS <sub>ns</sub> mm	APMX mm	Insert	ZNF
C491.25.R.03-09-B-32	25	89	32	25	6	SNHU 09T3	3
C491.25.R.03-09-A-50-225	25	225	50	25	6	SNHU 09T3	3
C491.32.R.03-09-B-40	32	101	40	32	6	SNHU 09T3	3
C491.32.R.04-09-B-40	32	101	40	32	6	SNHU 09T3	4
C491.32.R.03-09-A-63-250	32	250	63	32	6	SNHU 09T3	3
C491.32.R.04-09-A-63-250	32	250	63	32	6	SNHU 09T3	4


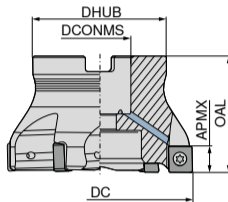
50 774 ...	PG 2B/40	50 774 ...	PG 2B/40		
£	£	£	£		
325	<del>431.89</del>	64.00	425	<del>431.89</del>	64.00
532	<del>444.43</del>	66.00	632	<del>444.43</del>	66.00
332	<del>482.46</del>	72.00	432	<del>482.46</del>	72.00

### MaxiMill – 491-09 / -12 Shell mill



Performance

over 85 % off




Designation	DC mm	OAL mm	DHUB mm	DCONMS mm	APMX mm	RPMX 1/min.	torque moment Nm	Insert	ZNF
A491.40.R.03-09	40	40	38	16	6	16800	2	SNHU 09T3	3
A491.40.R.05-09	40	40	38	16	6	16800	2	SNHU 09T3	5
A491.50.R.04-09	50	40	43	22	6	14600	2	SNHU 09T3	4
A491.50.R.06-09	50	40	43	22	6	14600	2	SNHU 09T3	6
A491.63.R.05-09	63	40	48	22	6	12700	2	SNHU 09T3	5
A491.63.R.08-09	63	40	48	22	6	12700	2	SNHU 09T3	8
A491.80.R.06-09	80	50	58	27	6	11100	2	SNHU 09T3	6
A491.80.R.10-09	80	50	58	27	6	11100	2	SNHU 09T3	10
A491.100.R.07-09	100	50	78	32	6	9800	2	SNHU 09T3	7
A491.100.R.12-09	100	50	78	32	6	9800	2	SNHU 09T3	12
A491.125.R.08-09	125	63	88	40	6	8700	2	SNHU 09T3	8
A491.125.R.15-09	125	63	88	40	6	8700	2	SNHU 09T3	15
A491.50.R.04-12	50	40	43	22	8	9800	3.2	SNHU 1204	4
A491.50.R.05-12	50	40	43	22	8	9800	3.2	SNHU 1204	5
A491.63.R.05-12	63	40	48	22	8	8500	3.2	SNHU 1204	5
A491.63.R.06-12	63	40	48	22	8	8500	3.2	SNHU 1204	6
A491.80.R.06-12	80	50	58	27	8	7400	3.2	SNHU 1204	6
A491.80.R.08-12	80	50	58	27	8	7400	3.2	SNHU 1204	8
A491.100.R.07-12	100	50	78	32	8	6500	3.2	SNHU 1204	7
A491.100.R.10-12	100	50	78	32	8	6500	3.2	SNHU 1204	10
A491.125.R.08-12	125	63	88	40	8	5700	3.2	SNHU 1204	8
A491.125.R.12-12	125	63	88	40	8	5700	3.2	SNHU 1204	12

50 775 ...	PG 2B/40	50 776 ...	PG 2B/40	50 775 ...	PG 2B/40	50 776 ...	PG 2B/40
£	£	£	£	£	£	£	£
240	<del>469.74</del>	70.00	240	<del>546.04</del>	81.00		
250	<del>529.64</del>	78.00	250	<del>596.78</del>	89.00		
263	<del>622.49</del>	93.00	263	<del>736.46</del>	110.00		
280	<del>669.37</del>	99.00	280	<del>842.69</del>	121.00		
300	<del>837.99</del>	125.00	300	<del>1,028.48</del>	154.00		
325	<del>1,045.78</del>	152.00	325	<del>1,244.99</del>	186.00		
050	<del>529.64</del>	78.00	050	<del>558.74</del>	83.00		
063	<del>622.49</del>	93.00	063	<del>669.37</del>	99.00		
080	<del>669.37</del>	99.00	080	<del>764.85</del>	114.00		
100	<del>837.99</del>	125.00	100	<del>952.45</del>	142.00		
125	<del>1,045.78</del>	152.00	125	<del>1,169.24</del>	175.00		

### SNHU

Performance

over 40 % off




ISO	RE mm
09T308ER	0.8
09T308FR	0.8
09T308SR	0.8
09T312FR	1.2
09T312SR	1.2
09T316FR	1.6
09T316SR	1.6

51 120 ...	PG 1B/61	51 120 ...	PG 1B/61	51 118 ...	PG 1B/61	51 126 ...	PG 1H/17
£	£	£	£	£	£	£	£
408	<del>26.58</del>	16.00	108	<del>26.58</del>	16.00		
41200	<del>26.58</del>	15.00	11200	<del>26.58</del>	15.00		
41600	<del>26.58</del>	15.00	11600	<del>26.58</del>	15.00		
				358	<del>26.58</del>	16.00	
				36200	<del>26.58</del>	15.00	
				36600	<del>26.58</del>	15.00	
				15800	<del>39.25</del>	19.00	

### SNHU

Performance

over 40 % off

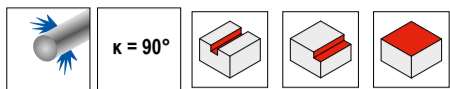


ISO	RE mm
120408ER	0.8
120408FR	0.8
120408SR	0.8
120412FR	1.2
120412SR	1.2
120416FR	1.6
120416SR	1.6
120420FR	2.0
120420SR	2.0

51 100 ...	PG 1B/61	51 100 ...	PG 1B/61	51 101 ...	PG 1B/61	51 128 ...	PG 1H/17
£	£	£	£	£	£	£	£
408	<del>32.47</del>	19.00	108	<del>32.47</del>	19.00		
			112	<del>32.47</del>	19.00		
			116	<del>32.47</del>	19.00		
			120	<del>32.47</del>	19.00		
				358	<del>32.47</del>	19.00	
				362	<del>32.47</del>	19.00	
				366	<del>32.47</del>	19.00	
				370	<del>32.47</del>	19.00	
				15800	<del>39.92</del>	23.00	


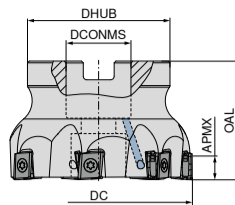


### MaxiMill – Tangent-09 face mill



Performance

over 85 % off



Designation	DC mm	ZNF	APMX mm	OAL mm	DHUB mm	DCONMS <sub>H6</sub> mm	RPMX 1/min.	torque moment Nm	Insert	50 353 ... PG 2B/40		50 353 ... PG 2B/40	
										£	£	£	£
ATANG.40.R.04-09-A16	40	4	8	40	38	16	31300	2.2	LN.U 0904			04004	<del>444.02</del> 66.00
ATANG.40.R.06-09-A16	40	6	8	40	38	16	31300	2.2	LN.U 0904			04006	<del>562.52</del> 84.00
ATANG.50.R.05-09-A22	50	5	8	40	43	22	28000	2.2	LN.U 0904			05005	<del>490.00</del> 73.00
ATANG.50.R.07-09-A22	50	7	8	40	43	22	28000	2.2	LN.U 0904			05007	<del>607.60</del> 91.00
ATANG.63.R.07-09-A22	63	7	8	40	48	22	25000	2.2	LN.U 0904			06307	<del>579.16</del> 86.00
ATANG.63.R.10-09-A22	63	10	8	40	48	22	25000	2.2	LN.U 0904			06310	<del>775.18</del> 116.00
ATANG.80.R.08-09-A27	80	8	8	50	58	27	21000	2.2	LN.U 0904			08008	<del>668.36</del> 100.00
ATANG.80.R.11-09-A27	80	11	8	50	58	27	21000	2.2	LN.U 0904			08011	<del>957.16</del> 143.00

### LNHU

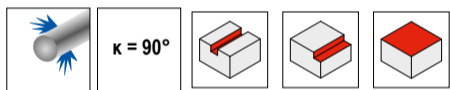
Performance

over 40 % off



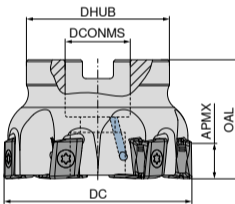
ISO	51 257 ... PG 1B/61	51 257 ... PG 1B/61	51 257 ... PG 1B/61	51 257 ... PG 1H/17	51 257 ... PG 1B/61	51 257 ... PG 1B/61	51 258 ... PG 1H/17
090404	00400	10400	40400	40401	50400	60400	10401
£	<del>21.36</del> 12.00	<del>21.36</del> 12.00	<del>21.36</del> 12.00	<del>27.15</del> 16.00	<del>21.36</del> 12.00	<del>21.36</del> 12.00	<del>27.15</del> 16.00
£	£	£	£	£	£	£	£
P	•	•	•	•	•	•	•
M	•	•	•	•	•	•	•
K	•	•	•	•	•	•	•
N	•	•	•	•	•	•	•
S	•	•	•	•	•	•	•
H	•	•	•	•	•	•	•
O	•	•	•	•	•	•	•

### MaxiMill – Tangent-13 face mill



Performance

over 85 % off



Designation	DC mm	ZNF	APMX mm	OAL mm	DHUB mm	DCONMS <sub>H6</sub> mm	RPMX 1/min.	torque moment Nm	Insert	50 350 ... PG 2B/40		50 350 ... PG 2B/40	
										£	£	£	£
ATANG.40.R.04-13-A16	40	4	12	40	38	16	22500	5.0	LN.U 1306			04004	<del>444.02</del> 66.00
ATANG.40.R.05-13-A16	40	5	12	40	38	16	22500	5.0	LN.U 1306			04005	<del>523.30</del> 78.00
ATANG.40.R.05-13-A22	40	5	12	40	38	22	22500	5.0	LN.U 1306			14005	<del>523.32</del> 78.00
ATANG.50.R.05-13-A22	50	5	12	40	43	22	20200	5.0	LN.U 1306			05005	<del>490.00</del> 73.00
ATANG.50.R.06-13-A22	50	6	12	40	43	22	20200	5.0	LN.U 1306			05006	<del>569.30</del> 85.00
ATANG.50.R.06-13-A27	50	6	12	45	48	27	20200	5.0	LN.U 1306			15006	<del>569.30</del> 85.00
ATANG.63.R.06-13-A22	63	6	12	40	48	22	18000	5.0	LN.U 1306			06306	<del>579.16</del> 86.00
ATANG.63.R.08-13-A22	63	8	12	40	48	22	18000	5.0	LN.U 1306			06308	<del>694.92</del> 104.00
ATANG.80.R.07-13-A27	80	7	12	50	58	27	15900	5.0	LN.U 1306			08010	<del>907.68</del> 134.00
ATANG.80.R.10-13-A27	80	10	12	50	58	27	15900	5.0	LN.U 1306			08007	<del>668.36</del> 100.00
ATANG.100.R.09-13-A32	100	9	12	50	78	32	14200	5.0	LN.U 1306			10013	<del>1,087.00</del> 163.00
ATANG.100.R.13-13-A32	100	13	12	50	78	32	14200	5.0	LN.U 1306			10009	<del>848.68</del> 127.00
ATANG.125.R.11-13-A40	125	11	12	63	88	40	12700	5.0	LN.U 1306			12511	<del>948.64</del> 142.00
ATANG.125.R.16-13-A40	125	16	12	63	88	40	12700	5.0	LN.U 1306			12516	<del>1,323.00</del> 198.00

### LNHU

Performance

over 40 % off



ISO	51 255 ... PG 1B/61	51 255 ... PG 1B/61	51 256 ... PG 1B/61	51 256 ... PG 1H/17	51 255 ... PG 1B/61	51 255 ... PG 1B/61	51 256 ... PG 1H/17
130608	00800	10800	40800	40801	50800	60800	10801
£	<del>26.07</del> 15.00	<del>26.07</del> 15.00	<del>26.07</del> 15.00	<del>32.54</del> 19.00	<del>26.07</del> 15.00	<del>26.07</del> 15.00	<del>32.54</del> 19.00
£	£	£	£	£	£	£	£
P	•	•	•	•	•	•	•
M	•	•	•	•	•	•	•
K	•	•	•	•	•	•	•
N	•	•	•	•	•	•	•
S	•	•	•	•	•	•	•
H	•	•	•	•	•	•	•
O	•	•	•	•	•	•	•



Technical support: 0800 073 2 075  
3 time served engineers,  
available from 8:00 am to 6:00 pm, Monday to Friday  
Email: techsupport.uk@ceratizit.com



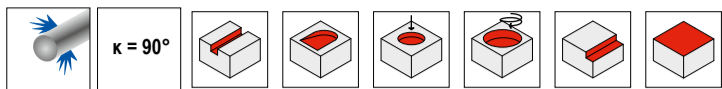
Order by 6:00 pm and get your  
guaranteed free express delivery



When you see this logo it's  
in stock in Sheffield


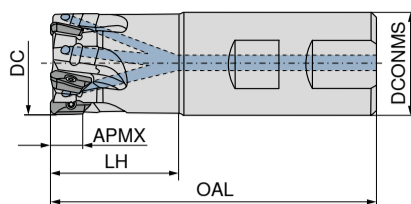
### MaxiMill – 211-11 End milling cutter

▲ Insert radius >1,6 mm: Modify cutter body



Performance

over 85 % off

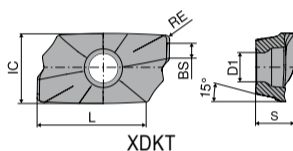


ISO designation	DC mm	OAL mm	LH mm	DCONMS <sub>ns</sub> mm	APMX mm	RPMX 1/min.	Insert	ZNF
C211.16.R.02-11-A-25	16	75	25	16	10	42000	XD.T 11T3	2
C211.16.R.02-11-B-25	16	75	25	16	10	42000	XD.T 11T3	2
C211.16.R.02-11-A15-32-165	16	165	32	15	10	14800	XD.T 11T3	2
C211.16.R.02-11-A-32-165	16	165	32	16	10	14800	XD.T 11T3	2
C211.20.R.03-11-A-25	20	77	25	20	10	36900	XD.T 11T3	3
C211.20.R.03-11-B-25	20	77	25	20	10	36900	XD.T 11T3	3
C211.20.R.02-11-A-25	20	77	25	20	10	36900	XD.T 11T3	2
C211.20.R.03-11-A-32-165	20	165	32	20	10	15800	XD.T 11T3	3
C211.20.R.02-11-A19-40-200	20	200	40	19	10	10500	XD.T 11T3	2
C211.20.R.02-11-A-40-200	20	200	40	20	10	10500	XD.T 11T3	2
C211.25.R.03-11-A-32	25	90	32	25	10	33200	XD.T 11T3	3
C211.25.R.04-11-B-32	25	90	32	25	10	33200	XD.T 11T3	4
C211.25.R.04-11-A-32	25	90	32	25	10	33200	XD.T 11T3	4
C211.25.R.04-11-A-40-165	25	165	40	25	10	19900	XD.T 11T3	4
C211.25.R.03-11-A-50-225	25	225	50	25	10	9400	XD.T 11T3	3
C211.25.R.03-11-A24-50-225	25	225	50	24	10	9400	XD.T 11T3	3
C211.25.R.02-11-A-50-225	25	225	50	25	10	9400	XD.T 11T3	2
C211.32.R.04-11-A-40	32	102	40	32	10	30200	XD.T 11T3	4
C211.32.R.05-11-B-40	32	102	40	32	10	30200	XD.T 11T3	5
C211.32.R.05-11-A-40	32	102	40	32	10	30200	XD.T 11T3	5
C211.32.R.04-11-A25-40	32	102	40	25	10	30200	XD.T 11T3	4
C211.32.R.05-11-A-50-165	32	165	50	32	10	20900	XD.T 11T3	5
C211.32.R.04-11-A-64-250	32	250	64	32	10	8500	XD.T 11T3	4

50 737 ...	PG 2B/40		50 737 ...	PG 2B/40	
	£	£		£	£
116	<del>270.14</del>	41.00	016	<del>270.14</del>	41.00
316	<del>270.14</del>	41.00	216	<del>270.14</del>	41.00
120	<del>316.04</del>	47.00	020	<del>316.04</del>	47.00
12002	<del>294.28</del>	44.00	320	<del>316.04</del>	47.00
620	<del>294.28</del>	44.00	420	<del>294.28</del>	44.00
625	<del>332.05</del>	49.00	025	<del>354.69</del>	53.00
125	<del>354.69</del>	53.00	325	<del>354.69</del>	53.00
425	<del>332.05</del>	49.00	825	<del>332.05</del>	49.00
02502	<del>369.72</del>	55.00	432	<del>369.72</del>	55.00
13204	<del>369.72</del>	55.00	53204	<del>369.72</del>	55.00
132	<del>369.72</del>	55.00	332	<del>369.72</del>	55.00
032	<del>392.48</del>	58.00	432	<del>369.72</del>	55.00

### XDKT

Designation	IC mm	D1 mm	L mm	BS mm	S mm
XDKT 11T302..	6.8	2.8	10.6	2	3.8
XDKT 11T304..	6.8	2.8	10.6	1.8	3.8
XDKT 11T308..	6.8	2.8	10.6	1.4	3.8
XDKT 11T312..	6.8	2.8	10.6	1.4	3.8
XDKT 11T316..	6.8	2.8	10.6	1.4	3.8
XDKT 11T320..	6.8	2.8	10.6	1.4	3.8
XDKT 11T325..	6.8	2.8	10.6	1.4	3.8
XDKT 11T332..	6.8	2.8	10.6	0.8	3.8
XDKT 11T340..	6.8	2.8	10.6	-	3.8



### XDKT

Performance

over 40 % off



ISO	50 478 ... PG 1A/90		50 463 ... PG 1H/17		51 037 ... PG 1B/61		51 037 ... PG 1B/61	
	£	£	£	£	£	£	£	£
11T302FR	<del>21.00</del>	12.00	504	<del>21.00</del>	13.00	104	<del>17.00</del>	10.00
11T304ER	<del>21.00</del>	12.00	508	<del>21.00</del>	13.00	108	<del>17.00</del>	10.00
11T304FR	<del>21.00</del>	12.00	512	<del>21.00</del>	13.00	112	<del>17.00</del>	10.00
11T304SR	<del>21.00</del>	12.00	516	<del>21.00</del>	13.00	120 1)	<del>17.00</del>	10.00
11T308ER	<del>21.00</del>	12.00	520 1)	<del>21.00</del>	13.00	125 1)	<del>17.00</del>	10.00
11T308FR	<del>21.00</del>	12.00	525 1)	<del>21.00</del>	13.00	420 1)	<del>17.00</del>	10.00
11T308SR	<del>21.00</del>	12.00	532 1)	<del>21.00</del>	13.00	432 1)	<del>17.00</del>	10.00
11T312ER	<del>21.00</del>	12.00	540 1)	<del>21.00</del>	13.00			
11T312SR	<del>21.00</del>	12.00						
11T316ER	<del>21.00</del>	12.00						
11T320ER	<del>21.00</del>	12.00						
11T320FR	<del>21.00</del>	12.00						
11T320SR	<del>21.00</del>	12.00						
11T325ER	<del>21.00</del>	12.00						
11T325FR	<del>21.00</del>	12.00						
11T325SR	<del>21.00</del>	12.00						
11T332ER	<del>21.00</del>	12.00						
11T332SR	<del>21.00</del>	12.00						
11T340ER	<del>21.00</del>	12.00						

P	●	○
M	○	●
K	○	○
N	○	○
S	○	○
H	○	○
O	○	○

1) Insert radius >1.6 mm: Modify cutter body



Register your subscription to get our **BEST WEEKLY DEALS!**



[cuttingtools.ceratizit.com/gb/en/footer/subscription.html](http://cuttingtools.ceratizit.com/gb/en/footer/subscription.html)



Customer Service Centre  
Freephone: 0800 073 2 073  
Email: [info.uk@ceratizit.com](mailto:info.uk@ceratizit.com)

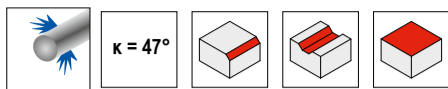


Ordering via the Online Shop  
<http://cuttingtools.ceratizit.com>

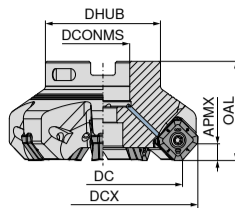


### MaxiMill – 271-12 Face mill


▲ 8 cutting edges per insert



Performance



over 85 % off

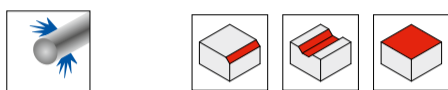


ISO designation	DC mm	DCX mm	ZNF	APMX mm	OAL mm	DHUB mm	DCONMS <sub>H6</sub> mm	RPMX 1/min.	torque moment Nm	Insert
A271.40.R.04-12	40	53	4	6.8	40	38	16	17900	3,2	SOHU 1204.. / XOHU 1204..
A271.50.R.05-12	50	63	5	6.8	40	43	22	15200	3,2	SOHU 1204.. / XOHU 1204..
A271.63.R.07-12	63	76	7	6.8	40	48	22	13100	3,2	SOHU 1204.. / XOHU 1204..
A271.80.R.06-12	80	93	6	6.8	50	58	27	11300	3,2	SOHU 1204.. / XOHU 1204..
A271.80.R.08-12	80	93	8	6.8	50	58	27	11300	3,2	SOHU 1204.. / XOHU 1204..
A271.100.R.07-12	100	113	7	6.8	63	78	32	9900	3,2	SOHU 1204.. / XOHU 1204..
A271.100.R.10-12	100	113	10	6.8	63	78	32	9900	3,2	SOHU 1204.. / XOHU 1204..
A271.125.R.08-12	125	138	8	6.8	63	88	40	8700	3,2	SOHU 1204.. / XOHU 1204..
A271.125.R.12-12	125	138	12	6.8	63	88	40	8700	3,2	SOHU 1204.. / XOHU 1204..

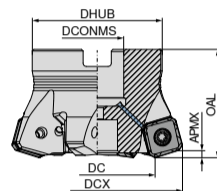
50 787 ...	PG 2B/40
04004	£ <del>499.64</del> 74.00
05005	£ <del>585.95</del> 75.00
06307	£ <del>644.70</del> 96.00
08008	£ <del>740.44</del> 111.00
10010	£ <del>925.56</del> 138.00
12512	£ <del>1135.28</del> 170.00

50 787 ...	PG 2B/40
08006	£ <del>644.70</del> 96.00
10007	£ <del>844.39</del> 122.00
12508	£ <del>987.49</del> 148.00

### MaxiMill – 271-12 HFC Face mill



Performance



over 85 % off

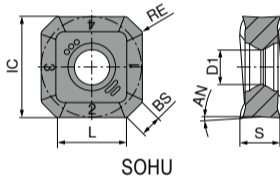


ISO designation	DC mm	DCX mm	ZNF	APMX mm	OAL mm	DHUB mm	DCONMS <sub>H6</sub> mm	RPMX 1/min.	torque moment Nm	Insert
A271.50.R.04-12-HFC	30	50	4	2.6	40	43	22	14600	3,2	SOHU 1204..
A271.63.R.06-12-HFC	43	63	6	2.6	40	48	22	12500	3,2	SOHU 1204..
A271.80.R.07-12-HFC	60	80	7	2.6	50	58	27	10800	3,2	SOHU 1204..

50 788 ...	PG 2B/40
05004	£ <del>585.95</del> 75.00
06306	£ <del>644.70</del> 96.00
08007	£ <del>740.44</del> 111.00


### SOHU

Designation	IC mm	D1 mm	L mm	BS mm	S mm
SOHU 1204AB..	13.36	4.4	8.8	1.7	5.0



### SOHU

Performance



over 40 % off

ISO	RE mm
1204ABSR	0.8

51 140 ...	PG 1H/17
17000	£ <del>38.39</del> 23.00

51 138 ...	PG 1B/61
12000	£ <del>34.23</del> 18.00

51 138 ...	PG 1B/61
42000	£ <del>34.23</del> 18.00

P	●	○
M	○	○
K	○	○
N	○	○
S	○	○
H	○	○
O	○	○

**1**  
New Email  
CERATIZIT UK & Ireland  
Open

**SUBSCRIBE TO**

**WIN**

Subscribe to receive email newsletters from CERATIZIT UK & Ireland to enter our monthly draw and be in with a chance of winning a **£500 tooling package**

**SUBSCRIBE NOW**



**Technical support: 0800 073 2 075**  
3 time served engineers, available from 8:00 am to 6:00 pm, Monday to Friday  
Email: techsupport.uk@ceratizit.com



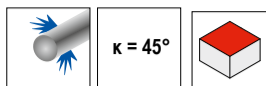
Order by 6:00 pm and get your guaranteed free express delivery



When you see this logo it's in stock in Sheffield


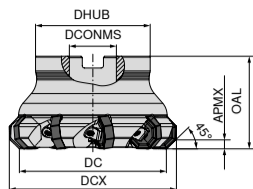
### MaxiMill – 273-06 / -08 Shell mill

▲ 16 cutting edges per insert



Performance

over 85 % off




Designation	DC mm	DCX mm	ZNF	APMX mm	OAL mm	DCONMS mm	DHUB mm	torque moment Nm	Insert	50 741 ... PG 2B/40		50 741 ... PG 2B/40		50 779 ... PG 2B/40		50 779 ... PG 2B/40		
										£	£	£	£	£	£	£	£	
A273.40.R.03-06	40	50.2	3	3.5	40	16	38	5	OAKU / XAHT 0605	040	<del>461.87</del>	69.00						
A273.40.R.04-06	40	50.2	4	3.5	40	16	38	5	OAKU / XAHT 0605	140	<del>484.30</del>	72.00						
A273.50.R.05-06	50	60.2	5	3.5	40	22	43	5	OAKU / XAHT 0605	050	<del>543.44</del>	81.00						
A273.63.R.07-06	63	73.2	7	3.5	40	22	48	5	OAKU / XAHT 0605	063	<del>654.98</del>	97.00						
A273.80.R.08-06	80	90.2	8	3.5	50	27	58	5	OAKU / XAHT 0605	080	<del>788.63</del>	114.00						
A273.80.R.10-06	80	90.2	10	3.5	50	27	58	4	OAKU / XAHT 0605	100	<del>896.50</del>	134.00	180	<del>1,159.02</del>	173.00			
A273.100.R.10-06	100	110.2	10	3.5	50	32	78	5	OAKU / XAHT 0605	200	<del>1,481.03</del>	222.00	200	<del>1,481.03</del>	222.00			
A273.100.R.14-06	100	110.2	14	3.5	50	32	78	4	OAKU / XAHT 0605	225	<del>1,748.40</del>	257.00	225	<del>1,748.40</del>	257.00			
A273.125.R.12-06	125	135.2	12	3.5	63	40	88	5	OAKU / XAHT 0605									
A273.125.R.17-06	125	135.2	17	3.5	63	40	88	4	OAKU / XAHT 0605									
A273.63.R.05-08	63	76.7	5	5.0	50	22	48	5	ONKU 0806				06300	<del>587.00</del>	88.00			
A273.63.R.06-08	63	76.7	6	5.0	50	22	48	5	ONKU 0806				08000	<del>743.45</del>	107.00	16300 <sup>1)</sup>	<del>857.07</del>	128.00
A273.80.R.06-08	80	93.7	6	5.0	50	27	58	5	ONKU 0806				10000	<del>742.23</del>	111.00	18000 <sup>1)</sup>	<del>1,083.53</del>	162.00
A273.80.R.08-08	80	93.7	8	5.0	50	27	58	4	ONKU 0806				12500	<del>863.54</del>	129.00	20000 <sup>1)</sup>	<del>1,128.77</del>	169.00
A273.100.R.07-08	100	113.7	7	5.0	63	32	78	5	ONKU 0806							22500 <sup>1)</sup>	<del>1,483.25</del>	210.00
A273.100.R.09-08	100	113.7	9	5.0	63	32	78	4	ONKU 0806									
A273.125.R.08-08	125	138.7	8	5.0	63	40	88	5	ONKU 0806									
A273.125.R.11-08	125	138.7	11	5.0	63	40	88	4	ONKU 0806									

- 1) Version with Wedge
- 2) Version with Wedge, without internal coolant supply
- 3) Without Through Coolant

### OAKU / ONKU

Performance

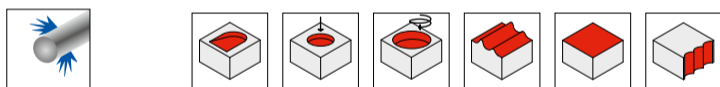
over 40 % off



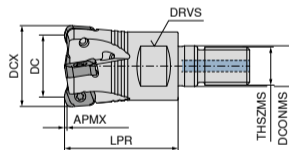
ISO	RE mm	51 001 ... PG 1B/61		50 446 ... PG 1H/17		51 001 ... PG 1B/61		51 163 ... PG 1B/61		51 163 ... PG 1B/61		51 163 ... PG 1B/61	
		£	£	£	£	£	£	£	£	£	£	£	£
060508ER	0.8												
060508SR	0.8	108	<del>29.75</del>	17.00	550	<del>37.24</del>	22.00	408	<del>29.75</del>	17.00			
080608SN	0.8							10800	<del>32.28</del>	19.00	50800	<del>32.28</del>	19.00
P			●						●				●
M			○						○				○
K			○						○				○
N													
S				●									
H													
O													

### MaxiMill – HFCD high-feed screw-in cutter

▲ Programmed radius r3D = 2.0 mm



Performance



over 85 % off



Designation	DC mm	DCX mm	ZNF	APMX mm	LPR mm	DCONMS mm	THSZMS	DRVS mm	RPMX 1/min.	torque moment Nm	Insert	50 357 ... PG 2B/40		
												£	£	
GHFCD.16.R.02-06	10	16	2	0.8	27	8.5	M8	10	23500	1.2	XNEU 06T3..	01602	<del>286.46</del>	42.00
GHFCD.20.R.03-06	14	20	3	0.8	33	10.5	M10	15	20200	1.2	XNEU 06T3..	02003	<del>324.38</del>	48.00
GHFCD.25.R.04-06	19	25	4	0.8	35	12.5	M12	17	18100	1.2	XNEU 06T3..	02504	<del>363.58</del>	54.00
GHFCD.32.R.05-06	26	32	5	0.8	35	17.0	M16	24	17300	1.2	XNEU 06T3..	03205	<del>494.89</del>	60.00
GHFCD.35.R.06-06	29	35	6	0.8	35	17.0	M16	24	16100	1.2	XNEU 06T3..	03506	<del>426.32</del>	63.00
GHFCD.42.R.06-06	36	42	6	0.8	35	17.0	M16	24	14100	1.2	XNEU 06T3..	04206	<del>444.98</del>	66.00

### XNEU

Performance

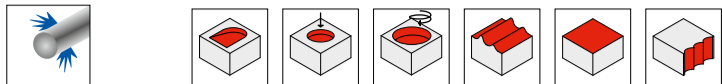
over 40 % off



ISO	RE mm	51 260 ... PG 1B/61		51 261 ... PG 1B/61		51 260 ... PG 1H/17	
		£	£	£	£	£	£
06T318SER	1.8	41800	<del>17.04</del>	10.00	41800	<del>17.04</del>	10.00
P			○				○
M			●				●
K			○				○
N							
S							
H							
O							

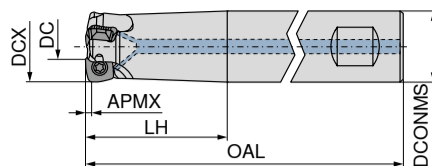


### MaxiMill – HFC high-feed end mill



Performance

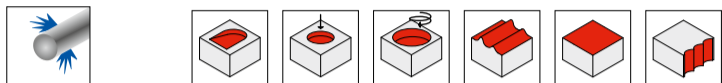
over 85 % off



ISO designation	DC	DCX	OAL	LH	DCONMS <sub>H6</sub>	APMX	RPMX	Insert	ZNF
	mm	mm	mm	mm	mm	mm	1/min.		
CHFC.16.R.02-06-A-40-200	7.0	16	200	40	16	0.8	4600	XPLX 0603..	2
CHFC.16.R.02-06-B-40	7.0	16	89	40	16	0.8	17300	XPLX 0603..	2
CHFC.20.R.03-06-A-50-225	11.0	20	225	50	20	0.8	4200	XPLX 0603..	3
CHFC.20.R.03-06-B-50	11.0	20	101	50	20	0.8	14500	XPLX 0603..	3
CHFC.25.R.02-09-A-50-225	12.3	25	225	50	25	1.0	9000	XDLX 09T3..	2
CHFC.25.R.03-09-A-50-225	12.3	25	225	50	25	1.0	9000	XDLX 09T3..	3
CHFC.32.R.02-12-A-63-250	14.8	32	250	63	32	2.0	6480	XOLX 1204..	2
CHFC.25.R.04-06-A-50-225	16.0	25	225	50	25	0.8	4600	XPLX 0603..	4
CHFC.25.R.04-06-B-50	16.0	25	107	50	25	0.8	15600	XPLX 0603..	4
CHFC.35.R.03-12-A-63-250	17.8	35	250	63	32	2.0	6480	XOLX 1204..	3
CHFC.32.R.03-09-A-63-250	19.3	32	250	63	32	1.0	8100	XDLX 09T3..	3
CHFC.32.R.05-06-A-25-60-225	23.0	32	225	60	25	0.8	3900	XPLX 0603..	5
CHFC.32.R.05-06-B-25-60	23.0	32	117	60	25	0.8	11000	XPLX 0603..	5

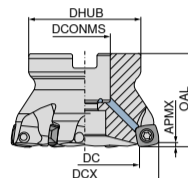
50 681 ...	PG 2B/40	50 681 ...	PG 2B/40		
	£		£		
716	<del>279.14</del>	41.00			
720	<del>316.94</del>	47.00	616	<del>279.14</del>	41.00
025	<del>334.23</del>	50.00	620	<del>316.94</del>	47.00
125	<del>356.94</del>	53.00			
132	<del>356.94</del>	52.00			
725	<del>354.69</del>	53.00	625	<del>354.69</del>	53.00
035	<del>374.80</del>	56.00			
032	<del>374.80</del>	56.00			
732	<del>392.48</del>	58.00	632	<del>392.48</del>	58.00

### MaxiMill – HFC high-feed face mill



Performance

over 85 % off

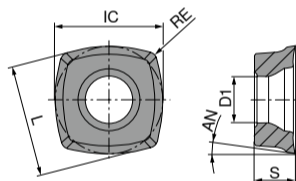


ISO designation	DC	DCX	OAL	DCONMS <sub>H6</sub>	DHUB	APMX	RPMX	Insert	ZNF
	mm	mm	mm	mm	mm	mm	1/min.		
AHFC.32.R.03-09	19.3	32	40	16	38	1	27700	XDLX 09T3..	3
AHFC.35.R.04-09	19.3	35	40	16	38	1	26700	XDLX 09T3..	4
AHFC.40.R.04-09	27.3	40	40	16	38	1	26400	XDLX 09T3..	4
AHFC.42.R.05-09	29.3	42	40	16	38	1	26100	XDLX 09T3..	5
AHFC.50.R.05-09	37.3	50	40	22	43	1	23500	XDLX 09T3..	5
AHFC.52.R.06-09	39.3	52	40	22	43	1	23000	XDLX 09T3..	6
AHFC.63.R.06-09	50.3	63	40	22	48	1	20500	XDLX 09T3..	6
AHFC.66.R.07-09	53.3	66	40	22	48	1	20000	XDLX 09T3..	7
AHFC.40.R.03-12	22.8	40	40	16	38	2	21120	XOLX 1204..	3
AHFC.42.R.04-12	24.8	42	40	16	38	2	20880	XOLX 1204..	4
AHFC.50.R.04-12	32.8	50	40	22	43	2	18800	XOLX 1204..	4
AHFC.52.R.05-12	34.8	52	40	22	43	2	18400	XOLX 1204..	5
AHFC.63.R.05-12	45.8	63	40	22	48	2	16400	XOLX 1204..	5
AHFC.66.R.06-12	48.8	66	40	22	48	2	16000	XOLX 1204..	6
AHFC.80.R.07-12	62.8	80	50	27	58	2	14000	XOLX 1204..	7
AHFC.100.R.08-12	82.8	100	50	32	78	2	12000	XOLX 1204..	8

50 683 ...	PG 2B/40	50 683 ...	PG 2B/40
	£		£
032	<del>374.80</del>	56.00	
035	<del>392.48</del>	59.00	
140	<del>415.64</del>	62.00	
142	<del>428.94</del>	65.00	
150	<del>488.98</del>	73.00	
152	<del>513.45</del>	77.00	
163	<del>562.25</del>	84.00	
16600	<del>586.74</del>	88.00	
040	<del>394.28</del>	58.00	
042	<del>415.64</del>	62.00	
050	<del>464.48</del>	69.00	
052	<del>488.98</del>	73.00	
063	<del>567.82</del>	80.00	
066	<del>582.25</del>	84.00	
080	<del>655.64</del>	95.00	
100	<del>799.48</del>	106.00	

### XPLX

Performance



over 40 % off

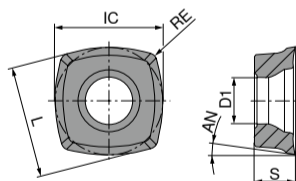


ISO	RE	IC	D1	L	AN	S
	mm	mm	mm	mm	°	mm
060305ER	0.5	6.35	2.8	6	11	2.75
060305SR	0.5	6.35	2.8	6	11	2.75

50 518 ...	PG 1H/17	50 518 ...	PG 1B/61	50 518 ...	PG 1B/61
	£		£		£
558	<del>18.23</del>	11.00	105	<del>14.95</del>	9.00
			405	<del>14.95</del>	9.00

### XDLX

Performance



over 40 % off

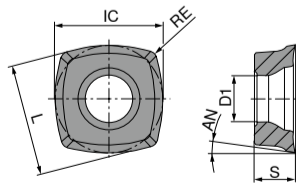


ISO	RE	IC	D1	L	AN	S
	mm	mm	mm	mm	°	mm
09T308ER	0.8	9.52	4.4	9	15	3.97
09T308SR	0.8	9.52	4.4	9	15	3.97

50 503 ...	PG 1H/17	50 503 ...	PG 1B/61	50 503 ...	PG 1B/61
	£		£		£
558	<del>18.59</del>	11.00	108	<del>15.48</del>	9.00
			408	<del>15.48</del>	9.00

### XOHX / XOLX

Performance




over 40 % off



ISO	RE	IC	D1	L	AN	S
	mm	mm	mm	mm	°	mm
120410SR	1.0	12.7	5.5	12	10	4.76

51 124 ...	PG 1H/17	51 124 ...	PG 1B/61	51 124 ...	PG 1B/61
	£		£		£
16000	<del>28.28</del>	17.00	110	<del>18.47</del>	11.00
			410	<del>18.47</del>	11.00



Technical support: 0800 073 2 075  
3 time served engineers,  
available from 8:00 am to 6:00 pm, Monday to Friday  
Email: techsupport.uk@ceratizit.com



Order by 6:00 pm and get your  
guaranteed free express delivery

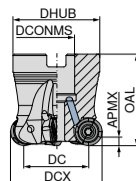


When you see this logo it's  
in stock in Sheffield

MaxiMill – 252 Shell mill



Performance



over 85 % off

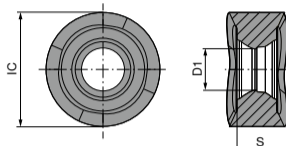


ISO designation	DC mm	DCX mm	ZNF	APMX mm	OAL mm	DHUB mm	DCONMS mm	torque moment Nm	Insert
A252.40.R.04-12	28	40	4	3	40	38	16	3,2	RNHU 1205..
A252.50.R.05-12	38	50	5	3	40	43	22	3,2	RNHU 1205..
A252.52.R.05-12	40	52	5	3	40	43	22	3,2	RNHU 1205..
A252.63.R.06-12	51	63	6	3	40	48	22	3,2	RNHU 1205..
A252.66.R.07-12	54	66	7	3	40	48	22	3,2	RNHU 1205..
A252.80.R.08-12	68	80	8	3	50	58	27	3,2	RNHU 1205..
A252.100.R.10-12	88	100	10	3	50	78	32	3,2	RNHU 1205..
A252.125.R.12-12	113	125	12	3	63	88	40	3,2	RNHU 1205..

50 689 ...	PG 2B/40
240	£ 68.00
250	£ 82.00
252	£ 83.00
263	£ 102.00
266	£ 107.00
280	£ 117.00
30000	£ 140.00
32500	£ 169.00

RNHU

Designation	IC mm	D1 mm	S mm
RNHU 1205..	12	4.4	5.3



RNHU

Performance

over 40 % off



-M32  
CTPM245

DRAGONSKIN



RNHU

51 107 ...	PG 1H/17
475	£ 20.00



-M31  
CTC5240

DRAGONSKIN



RNHU

50 521 ...	PG 1H/17
552	£ 20.00

ISO
1205M4ER

- P
- M
- K
- N
- S
- H
- O



**UK LOGISTICS**  
WHEN YOU SEE THIS LOGO  
IT'S IN STOCK IN SHEFFIELD



**Customer Service Centre**  
Freephone: 0800 073 2 073  
Email: info.uk@ceratizit.com



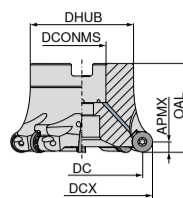
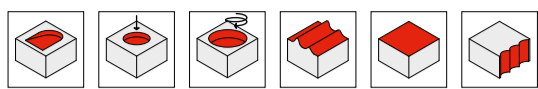
**Ordering via the Online Shop**  
<http://cuttingtools.ceratizit.com>



MaxiMill – 251 RS Shell mill



Performance



over 85 % off

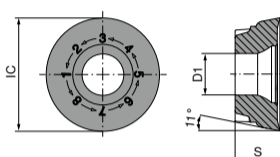


ISO designation	DCX mm	DC mm	OAL mm	APMX mm	DHUB mm	DCONMS <sub>H6</sub> mm	RPMX 1/min.	Insert	ZNF
A251.40.R.05-10-RS	40	30	40	5	38	16	16000	RP.X 10T3..	5
A251.42.R.06-10-RS	42	32	40	5	38	16	16000	RP.X 10T3..	6
A251.50.R.06-10-RS	50	40	40	5	43	22	12500	RP.X 10T3..	6
A251.52.R.06-10-RS	52	42	40	5	43	22	12500	RP.X 10T3..	6
A251.40.R.04-12-RS	40	28	40	6	38	16	15900	RP.X 1204..	4
A251.50.R.05-12-RS	50	38	40	6	43	22	12500	RP.X 1204..	5
A251.52.R.05-12-RS	52	40	40	6	43	22	12500	RP.X 1204..	5
A251.63.R.06-12-RS	63	51	40	6	48	22	10000	RP.X 1204..	6
A251.66.R.07-12-RS	66	54	40	6	48	22	9000	RP.X 1204..	7
A251.80.R.07-12-RS	80	68	50	6	58	27	8000	RP.X 1204..	7
A251.100.R.10-12-RS	100	88	50	6	78	32	6350	RP.X 1204..	10

50 686 ...	PG 2B/40
140	£ 430.75 / £ 64.00
142	£ 495.05 / £ 74.00
150	£ 542.25 / £ 76.00
152	£ 542.25 / £ 76.00
340	£ 396.23 / £ 59.00
050	£ 480.88 / £ 72.00
052	£ 504.38 / £ 75.00
063	£ 599.75 / £ 89.00
166	£ 625.97 / £ 93.00
080	£ 669.88 / £ 100.00
200	£ 893.52 / £ 132.00

RPHX / RPNX

Designation	IC mm	D1 mm	S mm
RP.X 10T3..	10	3.4	3.97
RP.X 1204..	12	4.4	4.76



RPHX / RPNX

Performance

over 40 % off

**-M31**  
CTC5240  
DRAGONSKIN

RPHX

**-M50**  
CTPP235  
DRAGONSKIN

RPNX

**-F50**  
CTPP235  
DRAGONSKIN

RPHX

**-M50**  
CTPM240  
DRAGONSKIN

RPHX

ISO	50 493 ... PG 1H/17		51 054 ... PG 1B/61		51 051 ... PG 1B/61		51 050 ... PG 1B/61	
	£	£	£	£	£	£	£	£
10T3M4EN	550	<del>19.62</del> 12.00						
10T3M8EN	551	<del>19.62</del> 12.00						
10T3M8SN			12000	<del>11.83</del> 7.00	12000	<del>15.53</del> 9.00	420	<del>15.53</del> 9.00
1204M4EN	552	<del>21.61</del> 13.00						
1204M6EN	56200	<del>21.61</del> 13.00						
1204M8EN	582	<del>21.61</del> 13.00						
1204M8SN			125	<del>13.60</del> 8.00	125	<del>17.03</del> 10.00	425	<del>17.03</del> 10.00

1) Insert with 4 indexes

**1**  
New Email  
CERATIZIT UK & Ireland

Open

**SUBSCRIBE TO**

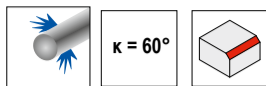
**WIN**

Subscribe to receive email newsletters from CERATIZIT UK & Ireland to enter our monthly draw and be in with a chance of winning a **£500 tooling package**

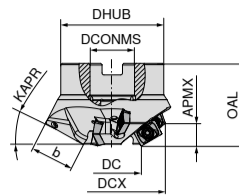
**SUBSCRIBE NOW**

### MaxiMill – 242 Chamfer Cutter

▲ Caution: Use only inserts with a corner radius of less than 1.6 mm  
 ▲ ZEFP = number of inserts  
 ▲ ZNP = tooth rows



Performance



over 85 % off



KAPR °	DC mm	DCX mm	ZNF	APMX mm	ZEFP	b <sub>±0.3</sub> mm	OAL mm	DCONMS mm	DHUB mm	ZNP	torque moment Nm	Insert
30	35	83.60	3	13.6	6	27.6	50	27	62.5	2	3,2	LD.. 15...
45	35	74.60	3	19.3	6	27.6	50	27	62.5	2	3,2	LD.. 15...
15	35	89.60	3	7.0	6	27.6	50	27	62.5	2	3,2	LD.. 15...
60	35	62.70	3	23.6	6	27.6	50	22	49.0	2	3,2	LD.. 15...
75	35	49.48	3	26.7	6	27.6	60	22	49.0	2	3,2	LD.. 15...

50 768 ...	PG 2B/40
£	£
13003	<del>455.84</del> 68.00
14503	<del>455.84</del> 68.00
11503	<del>455.84</del> 68.00
16003	<del>455.84</del> 68.00
17503 <sup>1)</sup>	<del>455.84</del> 68.00

1) Version with Powerscrew

### LDFT

Performance



LDFT

over 40 % off

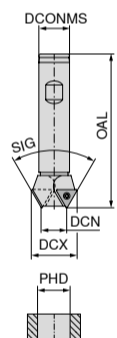
ISO designation	IC mm	D1 mm	L mm	BS mm	S mm	ISO	RE mm
LDFT 150408FR	9.52	4.4	15	1.2	4.76	150408FR	0.8

51 157 ...	PG 1A/90
£	£
00802	<del>29.75</del> 17.00

### Indexable chamfer milling 90°

Scope of supply:  
Indexable insert countersink including clamping screws

Performance



over 85 % off

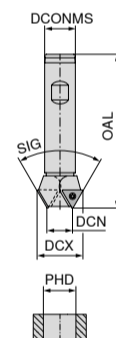


DCX mm	DCN mm	PHD mm	ZEFP	DCONMS mm	OAL mm	Insert	30 196 ...	PG U1/4D
19	7	9.5	2	16	100	TOHX 090204	19000	<del>489.25</del> 50.00
23	11	12.0	2	16	100	TOHX 090204	23000	<del>496.88</del> 50.00
26	11	12.0	1	16	100	TOHX 090204	26000	<del>508.69</del> 50.00
30	12	13.0	2	20	100	TOHX 140305	30000	<del>523.53</del> 50.00
34	16	17.0	2	20	100	TOHX 140305	34000	<del>532.57</del> 50.00
37	19	20.0	2	20	100	TOHX 140305	37000	<del>532.57</del> 50.00


### Indexable chamfer milling 60°

Scope of supply:  
Indexable insert countersink including clamping screws

Performance



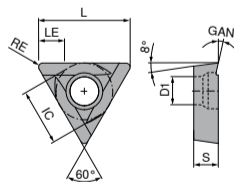
over 85 % off



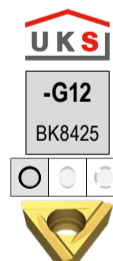
DCX mm	DCN mm	PHD mm	ZEFP	DCONMS mm	OAL mm	Insert	30 197 ...	PG U1/4D
16.5	8.1	8.5	1	16	100	TOHX 090204	16500	<del>496.88</del> 50.00
20.0	11.6	12.0	2	16	100	TOHX 090204	20000	<del>508.69</del> 50.00
22.0	13.6	14.0	2	16	100	TOHX 090204	22000	<del>523.53</del> 50.00
23.5	15.1	15.5	2	16	100	TOHX 090204	23500	<del>532.57</del> 50.00
25.5	17.1	17.5	2	16	100	TOHX 090204	25500	<del>532.57</del> 50.00

### TOHX

Performance



over 40 % off



ISO designation	L mm	S mm	D1 mm	IC mm	ISO	RE mm
TOHX 06T103EL	6.50	1.8	2.2	4.0	06T103EL	0.3
TOHX 090204EL	9.12	2.5	2.8	5.6	090204EL	0.4
TOHX 090204EN	9.12	2.5	2.8	5.6	090204EN	0.4
TOHX 140304EL	13.62	3.0	3.8	8.2	140304EL	0.4

62 603 ...	PG 1A/3#
£	£
30200	<del>22.92</del> 13.00
31800	<del>26.93</del> 15.00
31400	<del>26.70</del> 16.00
32600	<del>29.24</del> 17.00

P	●	●
M	●	●
K	●	●
N	○	○
S	●	●
H	○	○
O	○	○

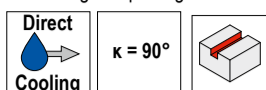




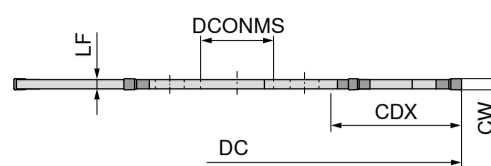
### MaxiMill – Slot-SX slot milling and parting off cutter

**Scope of supply:**

Slot milling and parting off cutters **without** assembly key, **without** clamping screws



over 85 % off



Performance


Designation	DC mm	CW mm	CDX mm	DCONMS <sub>H6</sub> mm	DHUB mm	OAL mm	ZEFP	Insert	Adapter
ASLOT.80.R.6.13.DC-SX2	80	2	23	13	32	2.675	6	SX E2 ..	AD.SLOT.13...
ASLOT.80.R.6.13.DC-SX3	80	3	23	13		2.750	6	SX E3 ..	AD.SLOT.13...
ASLOT.80.R.4.13.DC-SX4	80	4	23	13		3.750	4	SX E4 ..	AD.SLOT.13...
ASLOT.80.R.4.13.DC-SX5	80	5	23	13		4.750	4	SX E5 ..	AD.SLOT.13...

50 383 ...	PG 2B/40
08002	£ 92.00
08003	£ 92.00
08004	£ 92.00
08005	£ 92.00

Spare parts

for Article no.

- 50 383 08002
- 50 383 08003
- 50 383 08004
- 50 383 08005



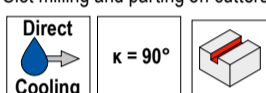
Ejector SX

£	70 950 ...
25.00	836
25.00	836
25.00	837
25.00	837

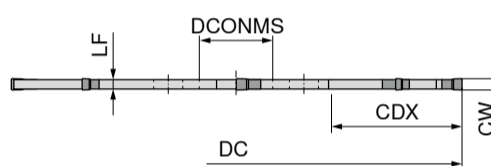
### MaxiMill – Slot-SX slot milling and parting off cutter

**Scope of supply:**

Slot milling and parting off cutters **without** assembly key, **without** clamping screws



over 85 % off



Performance

Designation	DC mm	CW mm	CDX mm	DCONMS <sub>H6</sub> mm	DHUB mm	OAL mm	ZEFP	Insert	Adapter
ASLOT.100.R.8.22.DC-SX2	100	2	29	22	40	2.675	8	SX E2 ..	AD.SLOT.22...
ASLOT.100.R.8.22.DC-SX3	100	3	29	22		2.750	8	SX E3 ..	AD.SLOT.22...
ASLOT.100.R.6.22.DC-SX4	100	4	29	22		3.750	6	SX E4 ..	AD.SLOT.22...
ASLOT.100.R.6.22.DC-SX5	100	5	29	22		4.750	6	SX E5 ..	AD.SLOT.22...
ASLOT.100.R.4.22.DC-SX6	100	6	29	22		5.700	4	SX E6 ..	AD.SLOT.22...

50 384 ...	PG 2B/40
10002	£ 122.00
10003	£ 122.00
10004	£ 122.00
10005	£ 122.00
10006	£ 122.00

Spare parts

for Article no.

- 50 384 10002
- 50 384 10003
- 50 384 10004
- 50 384 10005
- 50 384 10006



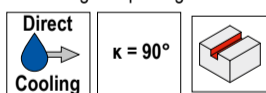
Ejector SX

£	70 950 ...
25.00	836
25.00	836
25.00	837
25.00	837

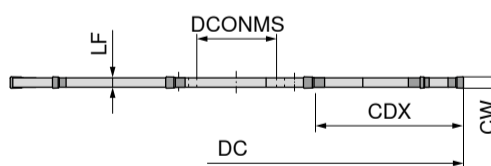
### MaxiMill – Slot-SX slot milling and parting off cutter

**Scope of supply:**

Slot milling and parting off cutters **without** assembly key, **without** clamping screws



over 85 % off



Performance


Designation	DC mm	CW mm	CDX mm	DCONMS <sub>H6</sub> mm	DHUB mm	OAL mm	ZEFP	Insert	Adapter
ASLOT.125.R.10.22.DC-SX2	125	2	42	22	40	2.675	10	SX E2 ..	AD.SLOT.22...
ASLOT.125.R.10.22.DC-SX3	125	3	42	22		2.750	10	SX E3 ..	AD.SLOT.22...

50 385 ...	PG 2B/40
12502	£ 153.00
12503	£ 153.00

Spare parts

for Article no.

- 50 385 12502
- 50 385 12503



Ejector SX

£	70 950 ...
25.00	836
25.00	836



**Technical support: 0800 073 2 075**  
3 time served engineers,  
available from 8:00 am to 6:00 pm, Monday to Friday  
Email: techsupport.uk@ceratizit.com



Order by 6:00 pm and get your  
guaranteed free express delivery



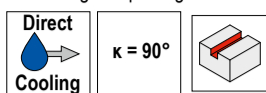
When you see this logo it's  
in stock in Sheffield



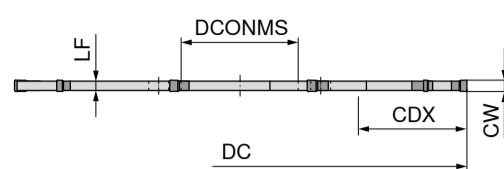
## MaxiMill – Slot-SX slot milling and parting off cutter

**Scope of supply:**

Slot milling and parting off cutters **without** assembly key, **without** clamping screws



over 85 % off



Performance

Designation	DC mm	CW mm	CDX mm	DCONMS <sub>H6</sub> mm	DHUB mm	OAL mm	ZEFP	Insert	Adapter
ASLOT.125.R.10.32.DC-SX2	125	2	30	32	63	2.675	10	SX E2 ..	AD.SLOT.32...
ASLOT.125.R.10.32.DC-SX3	125	3	30	32		2.750	10	SX E3 ..	AD.SLOT.32...
ASLOT.125.R.8.32.DC-SX4	125	4	30	32		3.750	8	SX E4 ..	AD.SLOT.32...
ASLOT.125.R.8.32.DC-SX5	125	5	30	32		4.750	8	SX E5 ..	AD.SLOT.32...
ASLOT.125.R.8.32.DC-SX6	125	6	30	32		5.700	8	SX E6 ..	AD.SLOT.32...

50 386 ...		PG 2B/40
£	£	
12502	<del>1,023.47</del>	153.00
12503	<del>1,023.47</del>	153.00
12504	<del>1,023.47</del>	153.00
12505	<del>1,023.47</del>	153.00
12506	<del>1,023.47</del>	153.00

**Spare parts**

for Article no.

- 50 386 12502
- 50 386 12503
- 50 386 12504
- 50 386 12505
- 50 386 12506



Ejector SX

70 950 ...

£	
25.00	836
25.00	836
25.00	837
25.00	837
25.00	837


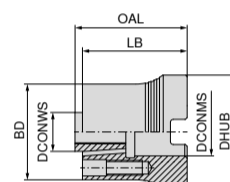
## MaxiMill – Slot-SX multipurpose milling cutter adapter

**Scope of supply:**

Multipurpose milling cutter adapter including screws



over 85 % off

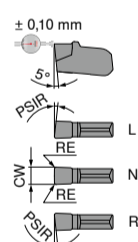


Designation	DCONMS mm	DCONWS <sub>H6</sub> mm	LB mm	OAL mm	BD mm
AD.SLOT.13.32.A16	16	13	35	37.5	32
AD.SLOT.22.40.A22	22	22	35	37.5	40
AD.SLOT.32.63.A27	27	32	45	47.5	63
AD.SLOT.40.80.A32.SK	32	40	55	57.5	80
AD.SLOT.40.80.A32.ZK	32	40	55	57.5	80


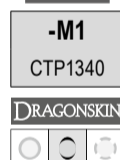
50 395 ...		PG 2E/45
£	£	
01300	<del>191.68</del>	28.00
02200	<del>196.75</del>	29.00
03200	<del>211.88</del>	32.00
04000	<del>272.12</del>	40.00
04100	<del>272.12</del>	40.00

## Insert SX

▲ Specially developed geometry with negative edge-chamfers available in right, left and neutral types



over 40 % off



Designation	IH	CW <sub>+/-0,05</sub> mm	for tool holder
SX E2.00 N 0.20	N	2	-SX2
SX E3.00 N 0.20	N	3	-SX3
SX E4.00 N 0.30	N	4	-SX4
SX E5.00 N 0.30	N	5	-SX5
SX E6.00 N 0.40	N	6	-SX6

70 342 ...		PG 10/72
£	£	
622	<del>16.36</del>	9.00
623	<del>16.36</del>	10.00
624	<del>17.22</del>	10.00
625	<del>18.33</del>	11.00
626	<del>19.75</del>	12.00

P	●
M	●
K	●
N	○
S	●
H	●
O	○



Register your subscription to get our **BEST WEEKLY DEALS!**



[cuttingtools.ceratizit.com/gb/en/footer/subscription.html](http://cuttingtools.ceratizit.com/gb/en/footer/subscription.html)






# CLAMPING TECHNOLOGY



Centro-P – highest performance and accuracy for all milling and drilling applications.



Standard Line – range of tools to support all standard applications.



BT-FC – face and taper contact. For highest stability and process security in compatible machines.



HSK-A – Full range of HSK-A toolholding for multi-tasking lathes



VDI – Full range



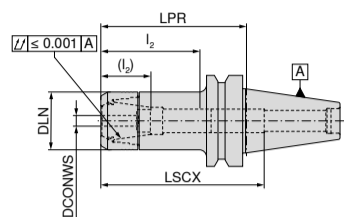
CentriClamp ZSG4 – High performance, cost effective workholding solution.

### ER Precision Collet chuck – Centro-P

- ▲ for standard or sealed nuts
- ▲ maximum size collet to ISO tolerance field H10
- ▲ for clamping a roll key is required
- ▲ p<sub>max</sub> = 80 bar
- ▲ also available with Balluff chip on request

**Scope of supply:**

Holder without nut, without backstop



up to 70 % off



AD  
G 2,5 n<sub>max</sub> 25000

Adapter	DCONWS	LPR	DLN	LSCX	l <sub>2</sub> (l <sub>2</sub> )	for collet	84 524 ... PG Y8		
	mm	mm	mm	mm	mm		£	£	
BT 40	1 - 10	75	30	90	38 - 53 (29 - 39)	426E (ER16)	210	186.04	56.00
BT 40	1 - 10	90	30	120	30 - 50 (29 - 36)	426E (ER16)	310	200.42	66.00
BT 40	1 - 10	120	30	140	29 - 45 (29 - 35)	426E (ER16)	410	266.14	90.00
BT 40	1 - 10	150	30	180	29 - 45 (29 - 32)	426E (ER16)	510	323.57	97.00
BT 40	2 - 16	60	40	92	44 - 64 (36 - 46)	430E (ER25)	116	211.05	63.00
BT 40	2 - 16	75	40	100	42 - 59 (36 - 41)	430E (ER25)	216	186.04	56.00
BT 40	2 - 16	90	40	91	42 - 59 (36 - 41)	430E (ER25)	316	200.42	66.00
BT 40	2 - 16	120	40	91	40 - 65 (36 - 47)	430E (ER25)	416	263.57	97.00
BT 40	2 - 16	150	40	100	40 - 64 (36 - 45)	430E (ER25)	516	317.03	104.00
BT 40	2 - 16	200	40	150	40 - 64 (36 - 45)	430E (ER25)	616	368.60	120.00
BT 40	2 - 20	60	50	55	45 - 64 (42 - 46)	470E (ER32)	120	211.05	63.00
BT 40	2 - 20	75	50	100	42 - 76 (42 - 52)	470E (ER32)	220	186.04	56.00
BT 40	2 - 20	90	50	100	42 - 76 (42 - 52)	470E (ER32)	320	200.42	66.00
BT 40	2 - 20	120	50	110	42 - 71 (42 - 53)	470E (ER32)	420	223.57	97.00
BT 40	2 - 20	150	50	110	42 - 71 (42 - 53)	470E (ER32)	520	247.03	104.00

LSCX = clamping depth without back stop screw for shanks  
 l<sub>2</sub> = with back stop screw 1, dimension in brackets ( ) = with back stop screw 2  
 dimension LPR when using tightening nuts with seals 4 mm longer

### Roll key



Performance

for lock nut	DLN	84 950 ... PG Y8		
	mm	£	£	
426E / ER 16 CP	30	027	145.80	44.00
430E / ER 25 CP	40	054	171.03	51.00
470E / ER 32 CP + STD	50	056	160.34	48.00

### ER standard lock nut for precision collet chucks – Centro-P

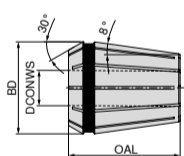
Performance

for collet	84 950 ... PG Y8		
	£	£	
426E (ER16)	001	72.00	22.00
430E (ER25)	003	86.00	24.00
470E (ER32)	005	88.00	26.00

### ER precision collet for precision collet chucks – Centro-P

- ▲ DIN ISO 15488-B (old DIN 6499-B)
- ▲ 12 times slotted
- ▲ Double taper collet
- ▲ Coloured ring as identification of precision collet
- ▲ ER08: 5 µm runout and repeatability
- ▲ Coated precision collet

ER-B  
2 µm



up to 70 % off



DCONWS	BD = 17 OAL = 27.5 426 E / ER16		BD = 26 OAL = 34 430 E / ER25		BD = 33 OAL = 40 470 E / ER32				
	mm	84 596 ... PG Y8	84 597 ... PG Y8	84 598 ... PG Y8	84 596 ... PG Y8	84 597 ... PG Y8	84 598 ... PG Y8		
		£	£	£	£	£	£		
1.0	010	149.54	36.00						
1.1	011	243.82	64.00						
1.2	012	243.82	64.00						
1.4	014	243.82	64.00						
1.5	015	149.54	36.00						
1.6	016	243.82	64.00						
1.8	018	243.82	64.00						
2.0	020	182.44	31.00	020	185.74	32.00	020	188.11	32.00
2.2	022	185.80	57.00						
2.4	024	185.80	57.00						
2.5	025	182.44	31.00	025	185.74	32.00			
2.6	026	185.80	57.00						
2.8	028	185.80	57.00						
3.0	030	86.45	26.00	030	88.90	27.00	030	90.11	27.00
3.2	032	168.19	50.00						
3.4	034	148.01	45.00						
3.5	035	148.11	33.00	035	145.35	35.00			
3.6	036	168.19	50.00						
3.8	038	168.19	50.00						
4.0	040	86.45	26.00	040	88.90	27.00	040	90.11	27.00
4.5	045	148.11	33.00	045	145.35	35.00			
5.0	050	86.45	26.00	050	88.90	27.00	050	90.11	27.00
5.5	055	148.11	33.00	055	145.35	35.00			
5.6	056	168.19	50.00						
6.0	060	86.45	26.00	060	88.90	27.00	060	90.11	27.00
6.3	063	168.19	50.00						
6.5	065	148.11	33.00	065	145.35	35.00			

Clamping range covered: H10 corresponding to shank Ø DCONWS



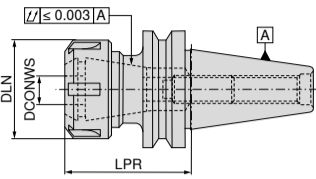
## ER-Collet chuck

▲ also available with Balluff chip on request

### Scope of supply:

Holder with lock nut and adjustable back stop

Standard



over 75 % off



AD/B  
G 2,5 n<sub>max</sub> 25000

82 743 ... PG Y8

Version	Adapter	DCONWS mm	LPR mm	DLN mm	TQX Nm	for collet		£	£
short	BT 40	1 - 10	60	28	56	426E (ER16)	11069 <sup>1)</sup>	<del>117.72</del>	27.00
	BT 40	1 - 16	70	42	104	430E (ER25)	11669	<del>123.05</del>	28.00
	BT 40	2 - 20	70	50	136	470E (ER32)	12069	<del>123.43</del>	28.00
	BT 40	3 - 26	70	63	176	472E (ER40)	12669	<del>120.34</del>	30.00
medium length	BT 40	1 - 10	120	28	56	426E (ER16)	21069 <sup>1)</sup>	<del>120.00</del>	30.00
	BT 40	1 - 16	120	42	104	430E (ER25)	21669	<del>134.44</del>	31.00
	BT 40	2 - 20	120	50	136	470E (ER32)	22069	<del>134.78</del>	31.00

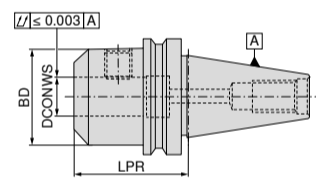
1) with 6 position lock nut

## Cylindrical shank adapter (Weldon)

▲ For shanks according to DIN 6535 HB / 1835 B with lateral clamping flat

▲ also available with Balluff chip on request

Standard



over 75 % off



AD/B  
G 2,5 n<sub>max</sub> 25000

82 740 ... PG Y8

Version	Adapter	DCONWS <sup>1)</sup> mm	LPR mm	BD mm		£	£
short	BT 40	6	50	25	10669	<del>84.34</del>	19.00
	BT 40	8	50	28	10869	<del>84.34</del>	19.00
	BT 40	10	63	35	11069	<del>70.58</del>	18.00
	BT 40	12	63	42	11269	<del>70.58</del>	18.00
	BT 40	14	63	44	11469	<del>70.58</del>	18.00
	BT 40	16	63	48	11669	<del>86.16</del>	20.00
	BT 40	18	63	50	11869	<del>86.16</del>	20.00
	BT 40	20	63	52	12069	<del>86.16</del>	20.00
	BT 40	25	100	65	12569	<del>94.53</del>	22.00
medium length	BT 40	32	100	72	13269 <sup>1)</sup>	<del>102.83</del>	24.00
	BT 40	6	100	25	20669	<del>87.89</del>	20.00
	BT 40	8	100	28	20869	<del>87.89</del>	20.00
	BT 40	10	100	35	21069	<del>82.07</del>	19.00
	BT 40	12	100	42	21269	<del>82.07</del>	19.00
	BT 40	14	100	44	21469	<del>82.44</del>	19.00
	BT 40	16	100	48	21669	<del>94.42</del>	21.00
	BT 40	18	100	50	21869	<del>90.72</del>	21.00
extra-long	BT 40	20	100	52	22069	<del>94.42</del>	21.00
	BT 40	6	160	25	40669	<del>104.42</del>	23.00
	BT 40	8	160	28	40869	<del>104.42</del>	23.00
	BT 40	10	160	35	41069	<del>95.82</del>	22.00
	BT 40	12	160	42	41269	<del>95.82</del>	22.00
	BT 40	14	160	44	41469	<del>95.82</del>	22.00
	BT 40	16	160	48	41669	<del>96.20</del>	22.00
	BT 40	18	160	50	41869	<del>96.20</del>	22.00
extra-long	BT 40	20	160	52	42069	<del>96.20</del>	22.00
	BT 40	25	160	65	42569 <sup>1)</sup>	<del>102.83</del>	24.00

1) Version with two grub screws

Spare parts can be found in → Chapter 16 Adaptors and accessories in the clamping technology catalogue.

## Shell mill adapter

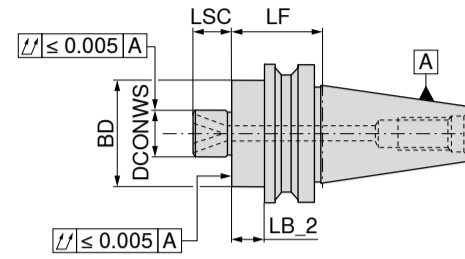
▲ With fixed drive dogs and enlarged contact face for milling cutters with transverse groove

▲ also available with Balluff chip on request

### Scope of supply:

Toolholder with clamping screw

Standard



over 75 % off



AD/B  
G 2,5 n<sub>max</sub> 25000

82 745 ... PG Y8

Version	Adapter	DCONWS mm	LB_2 mm	LF mm	BD mm	LSC mm		£	£
short	BT 40	16	25	52	38	17	11669	<del>116.42</del>	27.00
	BT 40	22	25	52	48	19	12269	<del>123.23</del>	28.00
	BT 40	27	25	52	58	21	12769	<del>125.68</del>	29.00
	BT 40	32	23	50	78	24	13269	<del>132.34</del>	30.00
	BT 40	40	23	50	88	27	14069 <sup>1)</sup>	<del>143.06</del>	33.00

1) with cross screw and 4 holes M12, Pitch Circle diameter = 66.7 mm, coolant outlet on the outer diameter of the spigot (DCONWS!)

## HyTens – Compact

▲ Hydraulic chuck, short and stable version

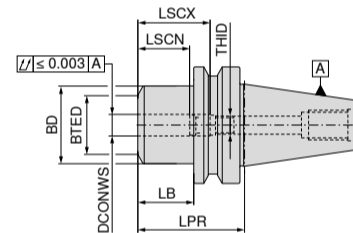
▲ for solid carbide and HSS shanks to h6 tolerance or better

▲ also available with Balluff chip on request

### Scope of supply:

Base body with backstop screw and pressure screw

Standard



over 75 % off



AD  
G 2,5 n<sub>max</sub> 25000

83 430 ... PG Y8

Adapter	DCONWS mm	LPR mm	BD mm	BTED mm	LB mm	LSCN mm	LSCX mm	THID		£	£
BT 40	12	58.0	42	32	31.0	36	46	M8x1	01269	<del>395.64</del>	119.00
BT 40	20	72.5	49	38	45.5	41	51	M16x1	02069	<del>395.64</del>	119.00
BT 50	20	83.5	49	38	45.5	41	51	M16x1	02068	<del>707.06</del>	212.00



# UK LOGISTICS

## WHEN YOU SEE THIS LOGO IT'S IN STOCK IN SHEFFIELD





**Technical support: 0800 073 2 075**  
3 time served engineers,  
available from 8:00 am to 6:00 pm, Monday to Friday  
Email: techsupport.uk@ceratizit.com



Order by 6:00 pm and get your  
guaranteed free express delivery



When you see this logo it's  
in stock in Sheffield

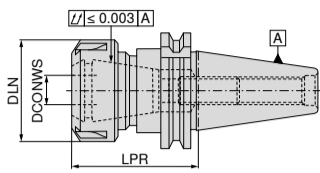
### ER Collet chuck

▲ also available with Balluff chip on request


**Scope of supply:**

Holder with lock nut and adjustable back stop

Standard



over 75 % off



AD/B  
G 2,5 n<sub>max</sub> 25000

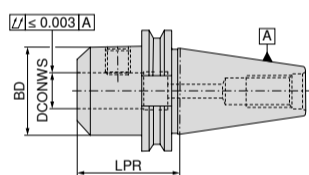
Version	Adapter	DCONWS mm	LPR mm	DLN mm	TQX Nm	for collet	82 743 ...	PG	Y8
							£	£	
short	SK 40	1 - 10	60	28	56	426E (ER16)	11079 <sup>1)</sup>	<del>117.72</del>	27.00
	SK 40	1 - 16	70	42	104	430E (ER25)	11679	<del>123.05</del>	28.00
	SK 40	2 - 20	70	50	136	470E (ER32)	12079	<del>123.43</del>	28.00
	SK 40	3 - 26	70	63	176	472E (ER40)	12679	<del>120.34</del>	30.00
medium length	SK 40	1 - 10	120	28	56	426E (ER16)	21079 <sup>1)</sup>	<del>120.00</del>	30.00
	SK 40	1 - 16	120	42	104	430E (ER25)	21679	<del>134.44</del>	31.00
	SK 40	2 - 20	120	50	136	470E (ER32)	22079	<del>134.78</del>	31.00

1) with 6 position lock nut

### Cylindrical shank adapter (Weldon)

▲ For shanks according to DIN 6535 HB / 1835 B with lateral clamping flat  
▲ also available with Balluff chip on request

Standard



over 75 % off



AD/B  
G 2,5 n<sub>max</sub> 25000

Version	Adapter	DCONWS <sup>1)</sup> mm	LPR mm	BD mm	82 740 ...	PG	Y8
					£	£	
short	SK 40	6	50	25	10679	<del>84.31</del>	19.00
	SK 40	8	50	28	10879	<del>84.31</del>	19.00
	SK 40	10	50	35	11079	<del>70.58</del>	18.00
	SK 40	12	50	42	11279	<del>70.58</del>	18.00
	SK 40	14	50	44	11479	<del>70.58</del>	18.00
	SK 40	16	63	48	11679	<del>86.16</del>	20.00
	SK 40	18	63	50	11879	<del>86.16</del>	20.00
	SK 40	20	63	52	12079	<del>86.16</del>	20.00
	SK 40	25	100	65	12579 <sup>1)</sup>	<del>94.53</del>	22.00
	SK 40	32	100	72	13279 <sup>1)</sup>	<del>102.83</del>	24.00
medium length	SK 40	6	100	25	20679	<del>87.89</del>	20.00
	SK 40	8	100	28	20879	<del>87.89</del>	20.00
	SK 40	10	100	35	21079	<del>82.07</del>	19.00
	SK 40	12	100	42	21279	<del>82.07</del>	19.00
	SK 40	14	100	44	21479	<del>82.44</del>	19.00
	SK 40	16	100	48	21679	<del>91.12</del>	21.00
	SK 40	18	100	50	21879	<del>90.72</del>	21.00
	SK 40	20	100	52	22079	<del>91.12</del>	21.00
extra-long	SK 40	6	160	25	40679	<del>101.12</del>	23.00
	SK 40	8	160	28	40879	<del>101.12</del>	23.00
	SK 40	10	160	35	41079	<del>95.82</del>	22.00
	SK 40	12	160	42	41279	<del>95.82</del>	22.00
	SK 40	14	160	44	41479	<del>95.82</del>	22.00
	SK 40	16	160	48	41679	<del>96.20</del>	22.00
	SK 40	18	160	50	41879	<del>96.20</del>	22.00
	SK 40	20	160	52	42079	<del>96.20</del>	22.00
SK 40	25	160	65	42579 <sup>1)</sup>	<del>102.83</del>	24.00	

1) Version with two grub screws

Spare parts can be found in → Chapter 16 Adaptors and accessories in the clamping technology catalogue.



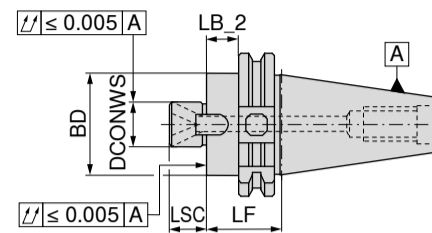
### Shell mill adapter

▲ Screwed drive dogs  
▲ also available with Balluff chip on request

**Scope of supply:**

Toolholder with clamping screw

Standard



over 75 % off



AD/B  
G 2,5 n<sub>max</sub> 25000

Version	Adapter	DCONWS mm	LB_2 mm	LF mm	BD mm	LSC mm	82 745 ...	PG	Y8
							£	£	
short	SK 40	16	25	44	38	17	11679	<del>116.42</del>	27.00
	SK 40	22	25	44	48	19	12279	<del>123.43</del>	28.00
	SK 40	27	36	55	58	21	12779	<del>125.68</del>	29.00
	SK 40	32	31	50	78	24	13279	<del>132.34</del>	30.00
	SK 40	40	31	50	88	27	14079 <sup>1)</sup>	<del>143.06</del>	33.00

1) with cross screw and 4 holes M12, Pitch Circle diameter = 66.7 mm, coolant outlet on the outer diameter of the spigot (DCONWS)!

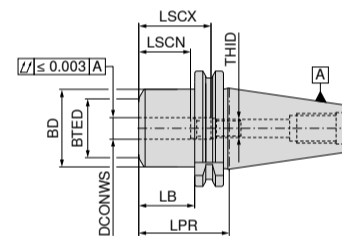
### HyTens – Compact

▲ Hydraulic chuck, short and stable version  
▲ for solid carbide and HSS shanks to h6 tolerance or better  
▲ also available with Balluff chip on request

**Scope of supply:**

Base body with backstop screw and pressure screw

Standard



over 75 % off



AD  
G 2,5 n<sub>max</sub> 25000

Adapter	DCONWS mm	LPR mm	BD mm	BTED mm	LB mm	LSCN mm	LSCX mm	THID	83 430 ...	PG	Y8
									£	£	
SK 40	12	50.0	42	32	31.0	46	56	M8x1	01279	<del>395.64</del>	119.00
SK 40	20	64.5	49	38	45.5	41	51	M16x1	02079	<del>395.64</del>	119.00
SK 50	20	64.5	49	38	45.5	41	51	M16x1	02078	<del>707.06</del>	212.00

Register your subscription to get our

**BEST WEEKLY DEALS!**

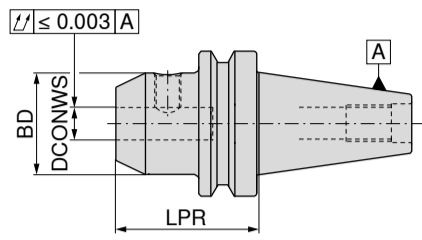


[cuttingtools.ceratizit.com/gb/en/footer/subscription.html](http://cuttingtools.ceratizit.com/gb/en/footer/subscription.html)

## Cylindrical shank adapter (Weldon) – BT-FC

- ▲ with face contact
- ▲ for shanks according to DIN 6535 / 1835 B with lateral clamping flat
- ▲ also available with Balluff chip **on request**

Standard



over 75 % off



G 2,5 n<sub>max</sub> 25000

Version	Adapter	DCONWS <sub>H4</sub> mm	LPR mm	BD mm	84 552 ... PG Y8		
					£	£	
short	BT-FC 30	6	50	25	006	<del>140.14</del>	42.00
	BT-FC 30	8	50	28	008	<del>140.14</del>	42.00
	BT-FC 30	10	50	35	010	<del>140.14</del>	42.00
	BT-FC 30	12	50	42	012	<del>140.14</del>	42.00
	BT-FC 30	16	63	48	016	<del>150.36</del>	45.00
	BT-FC 30	20	63	52	020	<del>150.36</del>	45.00
	BT-FC 40	6	50	25	106	<del>177.60</del>	53.00
	BT-FC 40	8	50	28	108	<del>171.84</del>	52.00
	BT-FC 40	10	63	35	110	<del>171.84</del>	52.00
	BT-FC 40	12	63	42	112	<del>171.84</del>	52.00
	BT-FC 40	16	63	48	116	<del>171.84</del>	52.00
	BT-FC 40	20	63	52	120	<del>171.84</del>	52.00
	BT-FC 40	25	90	65	125 <sup>1)</sup>	<del>220.45</del>	69.00
	BT-FC 40	32	100	72	132 <sup>1)</sup>	<del>220.45</del>	69.00
	BT-FC 50	6	63	25	306	<del>260.59</del>	79.00
	BT-FC 50	8	63	28	308	<del>255.80</del>	77.00
	BT-FC 50	10	63	35	310	<del>255.80</del>	77.00
	BT-FC 50	12	80	42	312	<del>255.80</del>	77.00
	BT-FC 50	16	80	48	316	<del>255.80</del>	77.00
	BT-FC 50	20	80	52	320	<del>255.80</del>	77.00
BT-FC 50	25	100	65	325 <sup>1)</sup>	<del>292.04</del>	88.00	
BT-FC 50	32	105	72	332 <sup>1)</sup>	<del>292.04</del>	88.00	

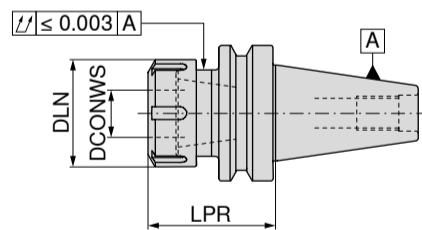
1) Version with two grub screws

## ER Collet chuck – BT-FC

- ▲ with face contact
- ▲ also available with Balluff chip **on request**

Scope of supply:  
Toolholder including nut

Standard



over 75 % off



G 2,5 n<sub>max</sub> 20000

Version	Adapter	DCONWS mm	LPR mm	DLN mm	TQX Nm	for collet	84 557 ... PG Y8		
							£	£	
short	BT-FC 30	1 - 10	63	28	56	426E (ER16)	010 <sup>1)</sup>	<del>158.15</del>	47.00
	BT-FC 30	1 - 16	60	42	104	430E (ER25)	016	<del>158.15</del>	47.00
	BT-FC 30	2 - 20	60	50	136	470E (ER32)	020	<del>158.15</del>	47.00
	BT-FC 40	1 - 10	63	28	56	426E (ER16)	110 <sup>1)</sup>	<del>199.24</del>	60.00
	BT-FC 40	1 - 16	60	42	104	430E (ER25)	116	<del>199.24</del>	60.00
	BT-FC 40	2 - 20	60	50	136	470E (ER32)	120	<del>199.24</del>	60.00
	BT-FC 50	1 - 16	70	42	104	430E (ER25)	316	<del>274.38</del>	81.00
	BT-FC 50	2 - 20	70	50	136	470E (ER32)	320	<del>274.38</del>	81.00
medium length	BT-FC 50	1 - 10	100	28	56	426E (ER16)	310 <sup>1)</sup>	<del>274.38</del>	81.00

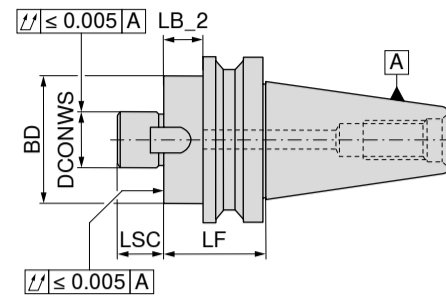
1) with 6 position lock nut

Spare parts can be found in → Chapter 16 Adaptors and accessories in the clamping technology catalogue.

## Shell mill adapter – BT-FC

- ▲ with face contact
- ▲ with fixed drive dogs and enlarged contact face for milling cutters with transverse slot
- ▲ also available with Balluff chip **on request**

Standard



over 75 % off



G 6,3 n<sub>max</sub> 15000

Version	Adapter	DCONWS mm	LB_2 mm	LF mm	BD mm	LSC mm	84 562 ... PG Y8		
							£	£	
short	BT-FC 30	16	18	39.0	40	17	016	<del>154.27</del>	46.00
	BT-FC 30	22	18	39.0	50	19	022	<del>154.27</del>	46.00
	BT-FC 30	27	18	39.0	60	21	027	<del>154.27</del>	46.00
	BT-FC 30	32	28	49.0	80	24	032	<del>154.27</del>	46.00
	BT-FC 40	16	8	34.0	40	17	116	<del>185.54</del>	56.00
	BT-FC 40	22	8	34.0	50	19	122	<del>185.54</del>	56.00
	BT-FC 40	27	8	34.0	60	21	127	<del>185.54</del>	56.00
	BT-FC 40	32	23	49.0	80	24	132	<del>185.54</del>	56.00
	BT-FC 40	40	23	49.0	89	27	140	<del>185.54</del>	56.00
	BT-FC 50	22	12	48.5	50	19	322	<del>214.75</del>	64.00
	BT-FC 50	27	12	48.5	60	21	327	<del>214.75</del>	64.00
	BT-FC 50	32	12	48.5	80	24	332	<del>220.45</del>	69.00
	BT-FC 50	40	17	53.5	89	27	340	<del>220.45</del>	69.00

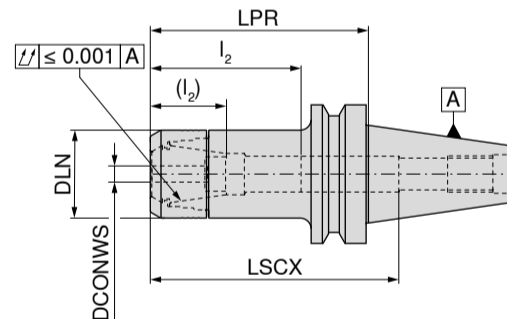
## ER Precision Collet chuck – Centro-P – BT-FC

- ▲ with face contact
- ▲ for standard or sealed nuts
- ▲ maximum clamping range covered according to ISO tolerance field H10
- ▲ for clamping a roll key is required
- ▲ p<sub>max</sub> = 80 bar
- ▲ also available with Balluff chip **on request**

Scope of supply:

Holder **without nut, without backstop**

Centro-P Performance



over 75 % off



G 2,5 n<sub>max</sub> 25000

Adapter	DCONWS mm	LPR mm	BD mm	LSCX mm	l <sub>2</sub> (l <sub>2</sub> ) mm	for collet	84 525 ... PG Y8		
							£	£	
BT-FC 30	1 - 10	75	30	97	28 - 45 (14 - 31)	426E (ER16)	002	<del>322.64</del>	97.00
BT-FC 30	2 - 16	75	40	72	38 - 56 (23 - 39)	430E (ER25)	012	<del>327.25</del>	98.00
BT-FC 30	2 - 20	75	45	84	42 - 62 (24 - 45)	470E (ER32)	022	<del>327.25</del>	98.00
BT-FC 40	1 - 10	75	30	90	38 - 53 (29 - 39)	426E (ER16)	102	<del>359.54</del>	108.00
BT-FC 40	2 - 16	75	40	100	42 - 59 (36 - 41)	430E (ER25)	112	<del>364.13</del>	109.00
BT-FC 40	2 - 20	75	50	100	42 - 76 (42 - 52)	470E (ER32)	122	<del>364.13</del>	109.00

LSCX = clamping depth without back stop screw for shanks  
l<sub>2</sub> = with back stop screw 1, dimension in brackets ( ) = with back stop screw 2  
dimension LPR when using tightening nuts with seals 4 mm longer



Technical support: 0800 073 2 075  
3 time served engineers,  
available from 8:00 am to 6:00 pm, Monday to Friday  
Email: techsupport.uk@ceratizit.com



Order by 6:00 pm and get your  
guaranteed free express delivery



When you see this logo it's  
in stock in Sheffield

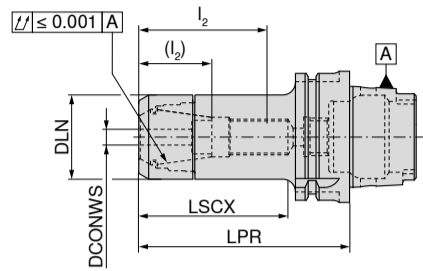
## ER precision collet chuck – Centro-P

- ▲ for standard or sealed nuts
- ▲ maximum size collet to ISO tolerance field H10
- ▲ for clamping a roll key is required
- ▲  $p_{max} = 80$  bar
- ▲ also available with Balluff chip **on request**

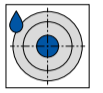
### Scope of supply:

Holder **without nut, without backstop**

### Performance



over 75 % off



AD  
G 2,5  $n_{max}$  25000

Adapter	DCONWS	LPR	DLN	LSCX	$l_2$ ( $l_2$ )	for collet
	mm	mm	mm	mm	mm	
HSK-A 50	2 - 16	60	40	37		430E (ER25)
HSK-A 50	2 - 16	70	40	49	34 - 35	430E (ER25)
HSK-A 63	1 - 10	55	30	32		426E (ER16)
HSK-A 63	1 - 10	100	30	71	28 - 45 (16 - 31)	426E (ER16)
HSK-A 63	1 - 10	130	30	87	26 - 50 (17 - 38)	426E (ER16)
HSK-A 63	1 - 10	160	30	106	28 - 45 (16 - 31)	426E (ER16)
HSK-A 63	1 - 10	200	30	136	28 - 45 (16 - 31)	426E (ER16)
HSK-A 63	2 - 16	60	40	37		430E (ER25)
HSK-A 63	2 - 16	100	40	70	35 - 55 (24 - 37)	430E (ER25)
HSK-A 63	2 - 16	130	40	89	37 - 60 (12 - 42)	430E (ER25)
HSK-A 63	2 - 16	160	40	128	35 - 60 (24 - 42)	430E (ER25)
HSK-A 63	2 - 20	70	50	46		470E (ER32)
HSK-A 63	2 - 20	100	50	71	41 - 57 (26 - 39)	470E (ER32)
HSK-A 63	2 - 20	130	50	101	42 - 69 (18 - 41)	470E (ER32)
HSK-A 63	2 - 20	160	50	129	52 - 70 (26 - 60)	470E (ER32)
HSK-A 63	3 - 26	80	63	56		472E (ER40)
HSK-A 63	3 - 26	120	63	91		472E (ER40)

84 722 ...	PG	Y8
£	£	
504 <sup>1)</sup>	<del>374.31</del>	112.00
505	<del>374.31</del>	112.00
609 <sup>1)</sup>	<del>361.66</del>	108.00
610	<del>351.88</del>	106.00
613	<del>466.44</del>	122.00
611	<del>427.00</del>	128.00
612	<del>723.15</del>	217.00
615	<del>361.66</del>	108.00
616	<del>351.88</del>	106.00
619	<del>436.60</del>	131.00
617	<del>449.52</del>	135.00
620	<del>351.88</del>	106.00
621	<del>351.88</del>	106.00
625	<del>436.60</del>	131.00
622	<del>449.52</del>	135.00
626 <sup>2)</sup>	<del>452.04</del>	136.00
62700	<del>373.17</del>	112.00

- 1) Item cannot be combined with backstop screw
- 2) Non standard groove before tool change collar not according to DIN, not suitable for automatic tool change

**i** LSCX = clamping depth without back stop screw for shanks  
 $l_2$  = with back stop screw 1, dimension in brackets ( ) = with back stop screw 2  
 dimension LPR when using tightening nuts with seals 4 mm longer

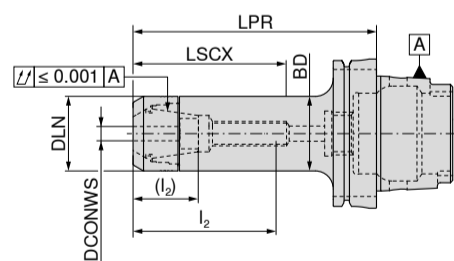
## ER precision collet chuck, slim – Centro-P

- ▲ for Mini Clamping Nuts
- ▲ Maximum clamping range covered according to ISO tolerance field H10
- ▲ Roll key required for clamping
- ▲  $p_{max} = 80$  bar
- ▲ also available with Balluff chip **on request**

### Scope of supply:

Holder **without nut, without backstop**

### Performance



over 75 % off



AD  
G 2,5  $n_{max}$  25000

Adapter	DCONWS	LPR	BD	DLN	LSCX	$l_2$ ( $l_2$ )	for collet
	mm	mm	mm	mm	mm	mm	
HSK-A 50	1 - 7	130	16	16	60	15 - 32 (7 - 22)	4008E (ER11)
HSK-A 63	1 - 10	70	22	22	46	27 - 34 (14 - 20)	426E (ER16)
HSK-A 63	1 - 10	100	22	22	62	27 - 44 (14 - 30)	426E (ER16)
HSK-A 63	1 - 10	130	22	22	87	27 - 52 (14 - 38)	426E (ER16)
HSK-A 63	1 - 10	160	22	22	97	27 - 52 (14 - 38)	426E (ER16)
HSK-A 63	1 - 7	70	16	16	48	15 - 32 (7 - 22)	4008E (ER11)
HSK-A 63	1 - 7	100	16	16	68	18 - 36 (12 - 26)	4008E (ER11)
HSK-A 63	1 - 7	130	16	16	108	15 - 32 (7 - 22)	4008E (ER11)
HSK-A 63	1 - 7	160	16	16	68	18 - 36 (12 - 26)	4008E (ER11)

84 719 ...	PG	Y8
£	£	
407	<del>467.92</del>	140.00
610	<del>358.62</del>	108.00
710	<del>358.62</del>	108.00
810	<del>461.66</del>	138.00
910	<del>461.66</del>	138.00
507	<del>358.62</del>	108.00
607	<del>374.93</del>	112.00
707	<del>461.66</del>	138.00
608	<del>488.71</del>	147.00

**i** LSCX = clamping depth without back stop screw for shanks  
 $l_2$  = with back stop screw 1, dimension in brackets ( ) = with back stop screw 2  
 dimension LPR when using tightening nuts with seals 4 mm longer



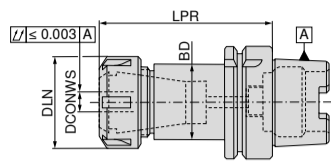
## ER Collet chuck

▲ also available with Balluff chip on request

### Scope of supply:

Toolholder including nut

Standard



over 75 % off



AD  
G 2,5 n<sub>max</sub> 25000

Version	Adapter	DCONWS mm	LPR mm	DLN mm	TQX Nm	for collet	82 743 ...	PG Y8/3B
medium length	HSK-A 63	1 - 10	100	22	56	426E (ER16 mini)	21157	<del>285.47</del> 51.00
	HSK-A 63	1 - 10	100	32	56	426E (ER16)	21057	<del>176.16</del> 44.00
	HSK-A 63	1 - 16	100	42	104	430E (ER25)	21657	<del>176.16</del> 44.00
	HSK-A 63	2 - 20	100	50	136	470E (ER32)	22057	<del>176.16</del> 44.00
	HSK-A 63	3 - 26	100	63	176	472E (ER40)	22657	<del>176.16</del> 44.00
extra-long	HSK-A 63	1 - 10	160	22	56	426E (ER16 mini)	41157	<del>285.47</del> 51.00
	HSK-A 63	1 - 10	160	32	56	426E (ER16)	41057	<del>247.77</del> 61.00
	HSK-A 63	1 - 16	160	42	104	430E (ER25)	41657	<del>247.77</del> 61.00
	HSK-A 63	2 - 20	160	50	136	470E (ER32)	42057	<del>247.77</del> 61.00
	HSK-A 63	3 - 26	160	63	176	472E (ER40)	42657	<del>247.77</del> 61.00

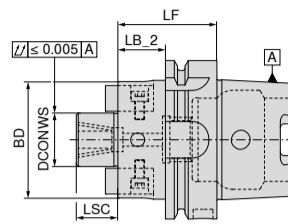
## Shell mill adapter with reduced flange diameter

▲ Screwed drive dogs  
▲ also available with Balluff chip on request

### Scope of supply:

Base body with retaining screw and drive dog

Standard



over 75 % off



AD  
G 2,5 n<sub>max</sub> 25000

Version	Adapter	DCONWS mm	LB_2 mm	LF mm	BD mm	LSC mm	82 315 ...	PG Y8/3B
short	HSK-A 63	22	34	60	38	19	12257	<del>258.15</del> 64.00
	HSK-A 63	27	34	60	48	21	12757	<del>258.15</del> 64.00

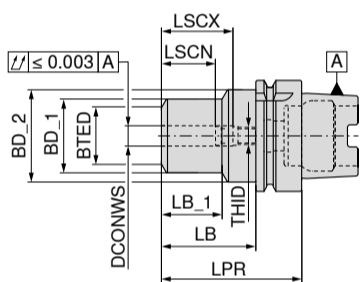
## HyTens – Compact

▲ Hydraulic chuck, short and stable version  
▲ for solid carbide and HSS shanks to h6 tolerance or better  
▲ also available with Balluff chip on request

### Scope of supply:

Base body with backstop screw and pressure screw

Standard



over 75 % off



AD  
G 2,5 n<sub>max</sub> 25000

Adapter	DCONWS mm	LPR mm	BD_1 mm	BD_2 mm	BTED mm	LB mm	LB_1 mm	LSCN mm	LSCX mm	THID	83 430 ...	PG Y8
HSK-A 63	12	80	42	52.5	32	54	34	36	46	M8x1	01257	<del>440.30</del> 132.00
HSK-A 63	20	80	49	52.5	38	54	36	41	51	M8x1	02057	<del>440.30</del> 132.00
HSK-A 100	12	85	42	52.5	32	51	34	36	46	M8x1	01255	<del>647.98</del> 185.00
HSK-A 100	20	85	49	52.5	38	51	36	41	51	M8x1	02055	<del>647.98</del> 185.00

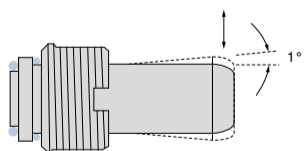
## Coolant pipe – HSK

▲ use up to 100 bar


### Scope of supply:

complete, including seals

Standard



over 75 % off



Adapter	THOD	83 760 ...	PG Y8
HSK 50	M16 x 1	050	<del>25.26</del> 7.00
HSK 63	M18 x 1	063	<del>13.79</del> 4.00
HSK 100	M24 x 1,5	100	<del>22.55</del> 6.00

## Key – HSK

Standard

over 75 % off



Adapter	83 758 ...	PG Y8
HSK 50	050	<del>47.58</del> 14.00
HSK 63	063	<del>28.60</del> 8.00
HSK 100	100	<del>55.56</del> 16.00



**Technical support: 0800 073 2 075**  
3 time served engineers,  
available from 8:00 am to 6:00 pm, Monday to Friday  
Email: techsupport.uk@ceratizit.com



Order by 6:00 pm and get your  
guaranteed free express delivery

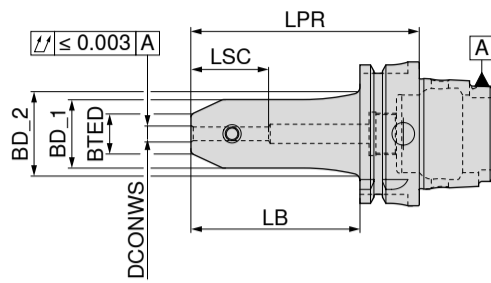


When you see this logo it's  
in stock in Sheffield

### Cylindrical shank adapter (Weldon)

▲ For shanks according to DIN 6535 HB / 1835 B with lateral clamping flat  
▲ also available with Balluff chip on request

Standard



over 75 % off



AD - 2KMB  
G 2,5 n<sub>max</sub> 25000



AD  
G 2,5 n<sub>max</sub> 25000

Version	Adapter	DCONWS <sub>H5</sub> mm	LPR mm	BTED mm	BD_1 mm	BD_2 mm	LB mm	LSC mm
short	HSK-A 63	6	65	17	30		39	34
	HSK-A 63	8	65	20	32		39	34
	HSK-A 63	10	65	25	35		39	39
	HSK-A 63	12	80	30	42		54	44
	HSK-A 63	14	80	32	45		54	44
	HSK-A 63	16	80	36	48		54	47
	HSK-A 63	18	80	38	48		54	47
	HSK-A 63	20	80	40	52		54	49
	HSK-A 63	25	110	45	63		84	54
	HSK-A 63	32	110	52	72		84	58
	HSK-A 100	6	80	17	30		51	34
	HSK-A 100	8	80	20	32		51	34
	HSK-A 100	10	80	25	35		51	39
	HSK-A 100	12	80	30	42		51	44
	HSK-A 100	14	80	32	45		51	44
HSK-A 100	16	100	36	48		71	47	
HSK-A 100	18	100	38	48		71	47	
HSK-A 100	20	100	40	52		71	49	
HSK-A 100	25	100	45	65		71	54	
HSK-A 100	32	100	52	72		71	58	
HSK-A 100	40	110	60	80		81	68	
medium length	HSK-A 63	6	100	17	30	36.2	74	34
	HSK-A 63	8	100	20	32	38.2	74	34
	HSK-A 63	10	100	25	35	41.2	74	39
	HSK-A 63	12	100	30	42		74	44
	HSK-A 63	14	100	32	45		74	44
	HSK-A 63	16	100	36	48		74	47
	HSK-A 63	18	100	38	48		74	47
	HSK-A 63	20	100	40	52		74	49
	HSK-A 63	25	100	45	65		74	54
long	HSK-A 63	6	130	17	30	36.2	104	34
	HSK-A 63	8	130	20	32	38.2	104	34
	HSK-A 63	10	130	25	35	41.2	104	39
	HSK-A 63	12	130	30	42	48.2	104	44
	HSK-A 63	14	130	32	45	50.5	104	44
	HSK-A 63	16	130	36	48	50.1	104	47
	HSK-A 63	18	130	38	48	50.1	104	47
	HSK-A 63	20	130	40	52		104	49
	HSK-A 63	25	130	45	63		104	54
	HSK-A 63	32	130	52	72		104	58

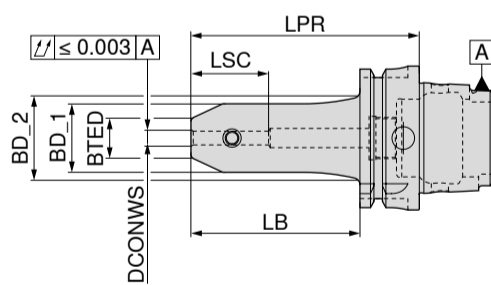
82 740 ...	PG Y8/3B	£	£	82 741 ...	PG Y8/3B	£	£
10657		<del>213.70</del>	53.00	10657		<del>162.64</del>	40.00
10857		<del>213.70</del>	53.00	10857		<del>162.64</del>	40.00
11057		<del>213.70</del>	53.00	11057		<del>162.64</del>	40.00
11257		<del>213.70</del>	53.00	11257		<del>162.64</del>	40.00
11457		<del>213.70</del>	53.00	11457		<del>162.64</del>	40.00
11657		<del>213.70</del>	53.00	11657		<del>162.64</del>	40.00
11857		<del>213.70</del>	53.00	11857		<del>162.64</del>	40.00
12057		<del>213.70</del>	53.00	12057		<del>162.64</del>	40.00
12557 <sup>1)</sup>		<del>213.70</del>	53.00	12557 <sup>1)</sup>		<del>162.64</del>	40.00
13257 <sup>1)</sup>		<del>213.70</del>	53.00	13257 <sup>1)</sup>		<del>162.64</del>	40.00
10655		<del>286.50</del>	71.00	10655		<del>250.06</del>	62.00
10855		<del>286.50</del>	71.00	10855		<del>250.06</del>	62.00
11055		<del>286.50</del>	71.00	11055		<del>250.06</del>	62.00
11255		<del>286.50</del>	71.00	11255		<del>250.06</del>	62.00
11455		<del>286.50</del>	71.00	11455		<del>250.06</del>	62.00
11655		<del>286.50</del>	71.00	11655		<del>250.06</del>	62.00
11855		<del>286.50</del>	71.00	11855		<del>250.06</del>	62.00
12055		<del>286.50</del>	71.00	12055		<del>250.06</del>	62.00
12555 <sup>1)</sup>		<del>286.50</del>	71.00	12555 <sup>1)</sup>		<del>250.06</del>	62.00
13255 <sup>1)</sup>		<del>286.50</del>	71.00	13255 <sup>1)</sup>		<del>250.06</del>	62.00
14055 <sup>1)</sup>		<del>286.50</del>	71.00	14055 <sup>1)</sup>		<del>250.06</del>	62.00
20657		<del>233.60</del>	58.00	20657		<del>196.68</del>	46.00
20857		<del>233.60</del>	58.00	20857		<del>196.68</del>	46.00
21057		<del>233.60</del>	58.00	21057		<del>196.68</del>	46.00
21257		<del>233.60</del>	58.00	21257		<del>196.68</del>	46.00
21457		<del>233.60</del>	58.00	21457		<del>196.68</del>	46.00
21657		<del>233.60</del>	58.00	21657		<del>196.68</del>	46.00
21857		<del>233.60</del>	58.00	21857		<del>196.68</del>	46.00
22057		<del>233.60</del>	58.00	22057		<del>196.68</del>	46.00
30657		<del>249.67</del>	62.00	30657		<del>205.74</del>	51.00
30857		<del>249.67</del>	62.00	30857		<del>205.74</del>	51.00
31057		<del>249.67</del>	62.00	31057		<del>205.74</del>	51.00
31257		<del>249.67</del>	62.00	31257		<del>205.74</del>	51.00
31457		<del>249.67</del>	62.00	31457		<del>205.74</del>	51.00
31657		<del>249.67</del>	62.00	31657		<del>205.74</del>	51.00
31857		<del>249.67</del>	62.00	31857		<del>205.74</del>	51.00
32057		<del>249.67</del>	62.00	32057		<del>205.74</del>	51.00
32557 <sup>1)</sup>		<del>249.67</del>	62.00	32557 <sup>1)</sup>		<del>205.74</del>	51.00
33257 <sup>1)</sup>		<del>249.67</del>	62.00	33257 <sup>1)</sup>		<del>205.74</del>	51.00

1) Version with two grubscrews

### Cylindrical shank adapter (Weldon)

▲ For shanks according to DIN 6535 HB / 1835 B with lateral clamping flat  
▲ also available with Balluff chip on request

Standard



over 75 % off



AD - 2KMB  
G 2,5 n<sub>max</sub> 25000



AD  
G 2,5 n<sub>max</sub> 25000

Version	Adapter	DCONWS <sub>H5</sub> mm	LPR mm	BTED mm	BD_1 mm	BD_2 mm	LB mm	LSC mm
extra-long	HSK-A 100	6	160	17	30	38.2	131	34
	HSK-A 100	8	160	20	32	40.2	131	34
	HSK-A 100	10	160	25	35	43.2	131	39
	HSK-A 100	12	160	30	42	50.2	131	44
	HSK-A 100	14	160	32	45	53.2	131	44
	HSK-A 100	16	160	36	48	56.2	131	47
	HSK-A 100	18	160	38	48	56.2	131	47
	HSK-A 100	20	160	40	52	60.2	131	49
	HSK-A 100	25	160	45	65	73.2	131	54
	HSK-A 100	32	160	52	72	79.5	134	58
	HSK-A 63	6	160	17	30	36.2	134	34
	HSK-A 63	8	160	20	32	38.2	134	34
	HSK-A 63	10	160	25	35	41.2	134	39
	HSK-A 63	12	160	30	42	48.2	134	44
	HSK-A 63	14	160	32	45	50.5	134	44
HSK-A 63	16	160	36	48	50.1	134	47	
HSK-A 63	18	160	38	48	50.1	134	47	
HSK-A 63	20	160	40	52		134	49	
HSK-A 63	25	160	45	63		134	54	

82 740 ...	PG Y8/3B	£	£	82 741 ...	PG Y8/3B	£	£
40655		<del>249.70</del>	87.00	40655		<del>325.99</del>	81.00
40855		<del>249.70</del>	87.00	40855		<del>325.99</del>	81.00
41055		<del>249.70</del>	87.00	41055		<del>325.99</del>	81.00
41255		<del>249.70</del>	87.00	41255		<del>325.99</del>	81.00
41455		<del>249.70</del>	87.00	41455		<del>325.99</del>	81.00
41655		<del>249.70</del>	87.00	41655		<del>325.99</del>	81.00
41855		<del>249.70</del>	87.00	41855		<del>325.99</del>	81.00
42055		<del>249.70</del>	87.00	42055		<del>325.99</del>	81.00
42555 <sup>1)</sup>		<del>249.70</del>	87.00	42555 <sup>1)</sup>		<del>325.99</del>	81.00
43255 <sup>1)</sup>		<del>249.70</del>	87.00	43255 <sup>1)</sup>		<del>325.99</del>	81.00
40657		<del>265.65</del>	66.00	40657		<del>224.04</del>	56.00
40857		<del>265.65</del>	66.00	40857		<del>224.04</del>	56.00
41057		<del>265.65</del>	66.00	41057		<del>224.04</del>	56.00
41257		<del>265.65</del>	66.00	41257		<del>224.04</del>	56.00
41457		<del>265.65</del>	66.00	41457		<del>224.04</del>	56.00
41657		<del>265.65</del>	66.00	41657		<del>224.04</del>	56.00
41857		<del>265.65</del>	66.00	41857		<del>224.04</del>	56.00
42057		<del>265.65</del>	66.00	42057		<del>224.04</del>	56.00
42557 <sup>1)</sup>		<del>265.65</del>	66.00	42557 <sup>1)</sup>		<del>224.04</del>	56.00

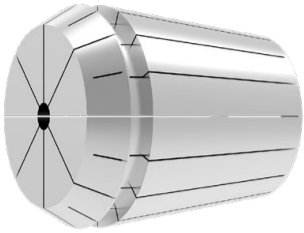
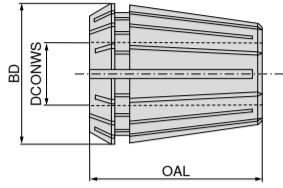
1) Version with two grubscrews



ER precision collet

- ▲ DIN ISO 15488-B (old DIN 6499-B)
- ▲ Double taper collet
- ▲ 16 times slotted

ER-B  
20 µm Standard



over 75 % off

DCONWS mm	UKS		UKS		UKS		UKS		UKS	
	BD	OAL	BD	OAL	BD	OAL	BD	OAL	BD	OAL
	17	27.5	21	31.5	26	34	33	40	41	46
	426 E / ER16		428 E / ER20		430 E / ER25		470 E / ER32		472 E / ER40	
	82 687 ... PG Y8		82 688 ... PG Y8		82 689 ... PG Y8		82 690 ... PG Y8		82 691 ... PG Y8	
	£	£	£	£	£	£	£	£	£	£
1	01000	<del>30.59</del> 9.00	01000	<del>34.62</del> 9.00	02000	<del>32.83</del> 10.00				
2	02000	<del>30.59</del> 9.00	02000	<del>34.62</del> 9.00	03000	<del>24.64</del> 7.00	03000	<del>26.53</del> 8.00	03000	<del>33.48</del> 10.00
3	03000	<del>24.64</del> 7.00	03000	<del>22.99</del> 7.00	04000	<del>24.64</del> 7.00	04000	<del>26.53</del> 8.00	04000	<del>33.48</del> 10.00
4	04000	<del>24.64</del> 7.00	04000	<del>22.99</del> 7.00	05000	<del>24.64</del> 7.00	05000	<del>26.53</del> 8.00	05000	<del>33.48</del> 10.00
5	05000	<del>24.64</del> 7.00	05000	<del>22.99</del> 7.00	06000	<del>24.64</del> 7.00	06000	<del>26.53</del> 8.00	06000	<del>33.48</del> 10.00
6	06000	<del>24.64</del> 7.00	06000	<del>22.99</del> 7.00	07000	<del>24.64</del> 7.00	07000	<del>26.53</del> 8.00	07000	<del>33.48</del> 10.00
7	07000	<del>24.64</del> 7.00	07000	<del>22.99</del> 7.00	08000	<del>24.64</del> 7.00	08000	<del>26.53</del> 8.00	08000	<del>33.48</del> 10.00
8	08000	<del>24.64</del> 7.00	08000	<del>22.99</del> 7.00	09000	<del>24.64</del> 7.00	09000	<del>26.53</del> 8.00	09000	<del>33.48</del> 10.00
9	09000	<del>24.64</del> 7.00	09000	<del>22.99</del> 7.00	10000	<del>24.64</del> 7.00	10000	<del>26.53</del> 8.00	10000	<del>33.48</del> 10.00
10	10000	<del>24.64</del> 7.00	10000	<del>22.99</del> 7.00	11000	<del>24.64</del> 7.00	11000	<del>26.53</del> 8.00	11000	<del>33.48</del> 10.00
11			11000	<del>22.99</del> 7.00	12000	<del>24.64</del> 7.00	12000	<del>26.53</del> 8.00	12000	<del>33.48</del> 10.00
12			12000	<del>22.99</del> 7.00	13000	<del>24.64</del> 7.00	13000	<del>26.53</del> 8.00	13000	<del>33.48</del> 10.00
13			13000	<del>22.99</del> 7.00	14000	<del>24.64</del> 7.00	14000	<del>26.53</del> 8.00	14000	<del>33.48</del> 10.00
14					15000	<del>24.64</del> 7.00	15000	<del>26.53</del> 8.00	15000	<del>33.48</del> 10.00
15					16000	<del>24.64</del> 7.00	16000	<del>26.53</del> 8.00	16000	<del>33.48</del> 10.00
16							17000	<del>26.53</del> 8.00	17000	<del>33.48</del> 10.00
17							18000	<del>26.53</del> 8.00	18000	<del>33.48</del> 10.00
18							19000	<del>26.53</del> 8.00	19000	<del>33.48</del> 10.00
19							20000	<del>26.53</del> 8.00	20000	<del>33.48</del> 10.00
20									21000	<del>33.48</del> 10.00
21									22000	<del>33.48</del> 10.00
22									23000	<del>33.48</del> 10.00
23									24000	<del>33.48</del> 10.00
24									25000	<del>33.48</del> 10.00
25									26000	<del>33.48</del> 10.00
26										

Collet Set

- Scope of supply
- 82 687 01000 DCONWS 1,0
  - 82 687 02000 DCONWS 2,0
  - 82 687 03000 DCONWS 3,0
  - 82 687 04000 DCONWS 4,0
  - 82 687 05000 DCONWS 5,0
  - 82 687 06000 DCONWS 6,0
  - 82 687 07000 DCONWS 7,0
  - 82 687 08000 DCONWS 8,0
  - 82 687 09000 DCONWS 9,0
  - 82 687 10000 DCONWS 10,0



Set	BD mm	OAL mm	82 687 ... PG Y8
426 E / ER16	17	27.5	99900 <del>275.43</del> 83.00

Collet Set

- Scope of supply
- 82 688 01000 DCONWS 1,0
  - 82 688 02000 DCONWS 2,0
  - 82 688 03000 DCONWS 3,0
  - 82 688 04000 DCONWS 4,0
  - 82 688 05000 DCONWS 5,0
  - 82 688 06000 DCONWS 6,0
  - 82 688 07000 DCONWS 7,0
  - 82 688 08000 DCONWS 8,0
  - 82 688 09000 DCONWS 9,0
  - 82 688 10000 DCONWS 10,0
  - 82 688 11000 DCONWS 11,0
  - 82 688 12000 DCONWS 12,0
  - 82 688 13000 DCONWS 13,0



Set	BD mm	OAL mm	82 688 ... PG Y8
428 E / ER20	21	31.5	99900 <del>295.76</del> 89.00

Collet Set

- Scope of supply
- 82 689 02000 DCONWS 2,0
  - 82 689 03000 DCONWS 3,0
  - 82 689 04000 DCONWS 4,0
  - 82 689 05000 DCONWS 5,0
  - 82 689 06000 DCONWS 6,0
  - 82 689 07000 DCONWS 7,0
  - 82 689 08000 DCONWS 8,0
  - 82 689 09000 DCONWS 9,0
  - 82 689 10000 DCONWS 10,0
  - 82 689 11000 DCONWS 11,0
  - 82 689 12000 DCONWS 12,0
  - 82 689 13000 DCONWS 13,0
  - 82 689 14000 DCONWS 14,0
  - 82 689 15000 DCONWS 15,0
  - 82 689 16000 DCONWS 16,0



Set	BD mm	OAL mm	82 689 ... PG Y8
430 E / ER25	26	34	99900 <del>388.42</del> 117.00

Collet Set

- Scope of supply
- 82 690 03000 DCONWS 3,0
  - 82 690 04000 DCONWS 4,0
  - 82 690 05000 DCONWS 5,0
  - 82 690 06000 DCONWS 6,0
  - 82 690 07000 DCONWS 7,0
  - 82 690 08000 DCONWS 8,0
  - 82 690 09000 DCONWS 9,0
  - 82 690 10000 DCONWS 10,0
  - 82 690 11000 DCONWS 11,0
  - 82 690 12000 DCONWS 12,0
  - 82 690 13000 DCONWS 13,0
  - 82 690 14000 DCONWS 14,0
  - 82 690 15000 DCONWS 15,0
  - 82 690 16000 DCONWS 16,0
  - 82 690 17000 DCONWS 17,0
  - 82 690 18000 DCONWS 18,0
  - 82 690 19000 DCONWS 19,0
  - 82 690 20000 DCONWS 20,0



Set	BD mm	OAL mm	82 690 ... PG Y8
470 E / ER32	33	40	99900 <del>476.68</del> 143.00

Collet Set

- Scope of supply
- 82 691 03000 DCONWS 3,0
  - 82 691 04000 DCONWS 4,0
  - 82 691 05000 DCONWS 5,0
  - 82 691 06000 DCONWS 6,0
  - 82 691 07000 DCONWS 7,0
  - 82 691 08000 DCONWS 8,0
  - 82 691 09000 DCONWS 9,0
  - 82 691 10000 DCONWS 10,0
  - 82 691 11000 DCONWS 11,0
  - 82 691 12000 DCONWS 12,0
  - 82 691 13000 DCONWS 13,0
  - 82 691 14000 DCONWS 14,0
  - 82 691 15000 DCONWS 15,0
  - 82 691 16000 DCONWS 16,0
  - 82 691 17000 DCONWS 17,0
  - 82 691 18000 DCONWS 18,0
  - 82 691 19000 DCONWS 19,0
  - 82 691 20000 DCONWS 20,0
  - 82 691 21000 DCONWS 21,0
  - 82 691 22000 DCONWS 22,0
  - 82 691 23000 DCONWS 23,0
  - 82 691 24000 DCONWS 24,0
  - 82 691 25000 DCONWS 25,0
  - 82 691 26000 DCONWS 26,0



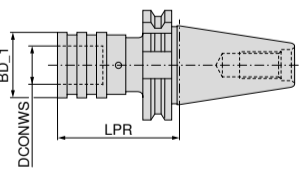
Set	BD mm	OAL mm	82 691 ... PG Y8
472 E / ER40	41	46	99900 <del>805.36</del> 242.00

over 75 % off

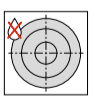
Quick change tap chuck with length compensation

- ▲ With length compensation under tension and compression (LZD)
- ▲ also available with Balluff chip on request

Standard



over 75 % off

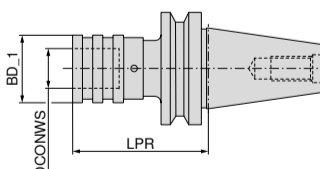


Adapter	cutting range	SZID	LPR mm	BD_1 mm	DCONWS mm	LZD± mm	83 428 ... PG Y8
SK 30	M6 - M20	02	101	55	31	15	320 <del>698.00</del> 209.00
SK 30	M3 - M12	01	60	38	19	9	312 <del>644.38</del> 184.00
SK 40	M6 - M20	02	100	55	31	15	420 <del>544.48</del> 154.00
SK 40	M3 - M12	01	60	38	19	9	412 <del>474.48</del> 142.00
SK 50	M6 - M20	02	83	55	31	15	520 <del>767.62</del> 230.00
SK 50	M3 - M12	01	62	38	19	9	512 <del>788.64</del> 213.00

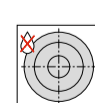
Quick change tap chuck with length compensation

- ▲ With length compensation under tension and compression (LZD)
- ▲ also available with Balluff chip on request

Standard



over 75 % off



Adapter	cutting range	SZID	LPR mm	BD_1 mm	DCONWS mm	LZD± mm	83 528 ... PG Y8
BT 30	M3 - M12	01	63	38	19	9	312 <del>647.65</del> 185.00
BT 30	M6 - M20	02	96	55	31	15	320 <del>774.58</del> 232.00
BT 40	M3 - M12	01	68	38	19	9	412 <del>495.59</del> 149.00
BT 40	M6 - M20	02	93	55	31	15	420 <del>544.48</del> 154.00
BT 50	M3 - M12	01	80	38	19	9	512 <del>830.56</del> 249.00
BT 50	M6 - M20	02	102	55	31	15	520 <del>956.48</del> 287.00



Technical support: 0800 073 2 075  
3 time served engineers,  
available from 8:00 am to 6:00 pm, Monday to Friday  
Email: techsupport.uk@ceratizit.com



Order by 6:00 pm and get your  
guaranteed free express delivery

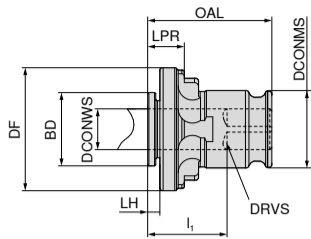


When you see this logo it's  
in stock in Sheffield

### Quick change tap adapter

- ▲ Normal version without overload clutch
- ▲ For mounting taps
- ▲ For right-hand and left-hand threads

Standard



AD

over 65 % off

SZID	DCONWS	DRVS	DIN 371	DIN 374 / 376	DF	DCONMS	OAL	LPR
	mm	mm			mm	mm	mm	mm
01	11.0	9.0		M14	30.2	19	31	9.5
01	3.5	2.7	M3		30.2	19	31	9.5
01	4.5	3.4	M4		30.2	19	31	9.5
01	4.0	3.0	M3,5		30.2	19	31	9.5
01	2.8	2.1	M2 - M2,6		30.2	19	31	9.5
01	5.5	4.3		M7	30.2	19	31	9.5
01	6.0	4.9	M4,5 - M6	M8	30.2	19	31	9.5
01	7.0	5.5	M7	M10	30.2	19	31	9.5
01	8.0	6.2	M8	M11	30.2	19	31	9.5
01	9.0	7.0	M9	M12	30.2	19	31	9.5
01	10.0	8.0	M10		30.2	19	31	9.5
02	11.0	9.0		M14	46.3	31	46	11.0
02	6.0	4.9	M4,5 - M6		46.3	31	46	11.0
02	7.0	5.5	M7		46.3	31	46	11.0
02	8.0	6.2	M8		46.3	31	46	11.0
02	9.0	7.0	M9		46.3	31	46	11.0
02	10.0	8.0	M10		46.3	31	46	11.0
02	12.0	9.0		M16	46.3	31	46	11.0
02	14.0	11.0		M18	46.3	31	46	11.0
02	16.0	12.0		M20	46.3	31	46	11.0
02	18.0	14.5		M22 - M24	46.3	31	46	11.0

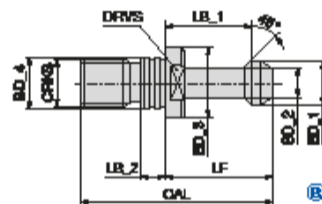
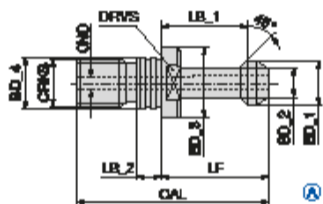
83 610 ...	PG	Y8
	£	£
110	<del>51.10</del>	15.00
100	<del>51.10</del>	15.00
101	<del>51.10</del>	15.00
102	<del>51.10</del>	15.00
103	<del>51.10</del>	15.00
104	<del>51.10</del>	15.00
105	<del>51.10</del>	15.00
106	<del>51.10</del>	15.00
107	<del>51.10</del>	15.00
108	<del>51.10</del>	15.00
109	<del>51.10</del>	15.00
205	<del>70.27</del>	21.00
200	<del>70.27</del>	21.00
201	<del>70.27</del>	21.00
202	<del>70.27</del>	21.00
203	<del>70.27</del>	21.00
204	<del>70.27</del>	21.00
206	<del>70.27</del>	21.00
207	<del>70.27</del>	21.00
208	<del>70.27</del>	21.00
209	<del>70.27</del>	21.00

### Pull stud for tool holders according to ISO 7388-2

- ▲ MAS-BT 45° Form A and B

Scope of supply:  
including O-Ring

Standard



over 65 % off

Adapter	BD_1	BD_2	BD_3	BD_4	CRKS	OAL	LF	LB_1	LB_2	CND	DRVS	TQX
	mm	mm	mm	mm		mm	mm	mm	mm	mm	mm	Nm
BT 30	11	7	16.5	12.5	M12	43	23	18	4.0		13	20
BT 30	11	7	16.5	12.5	M12	43	23	18	4.0	2.2	13	20
BT 40	15	10	23.0	17.0	M16	60	35	28	5.5		19	50
BT 40	15	10	23.0	17.0	M16	60	35	28	5.5	4.0	19	50
BT 50	23	17	38.0	25.0	M24	85	45	35	8.0		30	150
BT 50	23	17	38.0	25.0	M24	85	45	35	8.0	6.0	30	150

82 530 ...	PG	Y8
	£	£
030	<del>29.07</del>	7.00
040	<del>49.75</del>	6.00
050	<del>29.02</del>	8.00

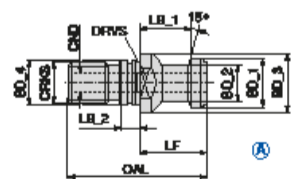
82 534 ...	PG	Y8
	£	£
030	<del>29.07</del>	7.00
040	<del>29.07</del>	7.00
050	<del>29.67</del>	9.00

### Pull studs for tool holders according to ISO 7388-1

- ▲ ISO 7388-3 AD
- ▲ For tools with or without axial coolant supply

Scope of supply:  
including O-Ring

Standard



over 65 % off

Adapter	BD_1	BD_2	BD_3	BD_4	CRKS	OAL	LF	LB_1	LB_2	CND	DRVS	TQX
	mm	mm	mm	mm		mm	mm	mm	mm	mm	mm	Nm
SK 30	13	9	17	13	M12	44	24	19	5	3.5	14	20
SK 40	19	14	23	17	M16	54	26	20	7	7.0	19	50
SK 50	28	21	36	25	M24	74	34	25	10	11.5	30	150

82 468 ...	PG	Y8
	£	£
030	<del>48.00</del>	6.00
040	<del>46.00</del>	5.00
050	<del>29.75</del>	7.00



**UK LOGISTICS**  
WHEN YOU SEE THIS LOGO  
IT'S IN STOCK IN SHEFFIELD



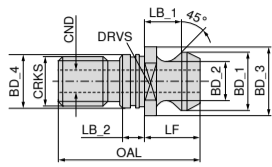
## Pull studs for tool holders according to ISO 7388-1

- ▲ CAT Mazak
- ▲ Face ground flat


### Scope of supply:

SK 50 including O-ring  
SK 40 without O-ring groove

Standard



over 65 % off



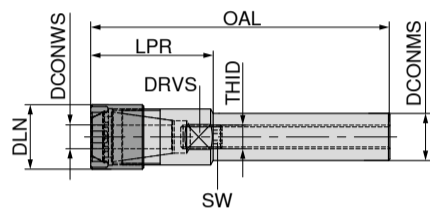
Adapter	BD_1	BD_2	BD_3	BD_4	CRKS	OAL	LF	LB_1	LB_2	CND	DRVS	TQX
	mm	mm	mm	mm		mm	mm	mm	mm	mm	mm	Nm
SK 40	18.79	12.44	21.8	17	M16	41.26	16.25	11.17	4.0	7.0	19	50
SK 50	29.10	19.60	37.0	25	M24	65.50	25.55	17.95	5.5	11.5	30	150

82 487 ...	PG	Y8
	£	£
040	<del>16.00</del>	5.00
050	<del>25.10</del>	8.00

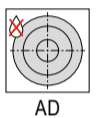
## ER collet chuck with mini clamping nut

- ▲ with cylindrical shank

Standard



over 65 % off



DCONMS <sub>h6</sub>	DCONWS	OAL	LPR	DLN	THID	DRVS	for collet
mm	mm	mm	mm	mm		mm	
8	1 - 5	81	26	12		9	4004E (ER08)
12	1 - 5	157	20	12	M5x0,8	10	4004E (ER08)
16	1 - 7	185	25	16	M7,5x0,5	14	4008E (ER11)
16	1 - 10	117	37	22	M11x1	17	426E (ER16)
16	1 - 10	199	39	22	M8x1,25	17	426E (ER16)
20	1 - 10	168	28	22	M11x1	17	426E (ER16)
25	1 - 13	168	28	28	M14x1	22	428E (ER20)
25	1 - 16	189	39	35	M18x1	27	430E (ER25)

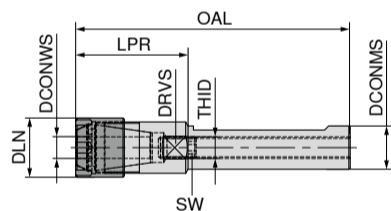
83 453 ...	PG	Y8
	£	£
081 <sup>1)</sup>	<del>164.64</del>	49.00
122	<del>348.14</del>	104.00
163	<del>342.04</del>	103.00
164	<del>348.14</del>	70.00
165	<del>342.04</del>	103.00
204	<del>245.32</del>	74.00
254	<del>283.82</del>	85.00
256	<del>357.52</del>	107.00

1) without coolant supply (form A)

## ER collet chuck with mini clamping nut

- ▲ with cylindrical shank and clamping flat

Standard



over 65 % off



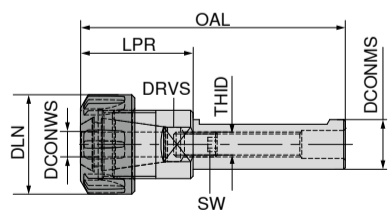
DCONMS <sub>h6</sub>	DCONWS	OAL	LPR	DLN	THID	DRVS	for collet
mm	mm	mm	mm	mm		mm	
20	1 - 10	168	28	22	M11x1	17	426E (ER16)
20	1 - 13	138	38	28	M11x1	22	428E (ER20)
20	1 - 16	146	46	35	M14x1	27	430E (ER25)
25	1 - 13	168	28	28	M14x1	22	428E (ER20)
25	1 - 16	189	39	35	M18x1	27	430E (ER25)

83 454 ...	PG	Y8
	£	£
204	<del>245.32</del>	74.00
206	<del>476.38</del>	53.00
208	<del>206.67</del>	62.00
254	<del>283.82</del>	85.00
256	<del>357.52</del>	107.00

## ER Collet Chuck

- ▲ with cylindrical shank and clamping flat

Standard



over 65 % off



DCONMS <sub>h6</sub>	DCONWS	OAL	LPR	DLN	THID	DRVS	for collet
mm	mm	mm	mm	mm		mm	
40	2 - 20	100	35	50	M22x1,5	36	470E (ER32)
40	2 - 20	160	35	50	M22x1,5	36	470E (ER32)
40	3 - 30	139	59	63	M28x1,5	40	472E (ER40)

83 455 ...	PG	Y8
	£	£
401	<del>288.98</del>	63.00
402	<del>258.82</del>	77.00
405	<del>299.57</del>	72.00

Note: Spanner to be ordered separately.



**Technical support: 0800 073 2 075**  
3 time served engineers,  
available from 8:00 am to 6:00 pm, Monday to Friday  
Email: techsupport.uk@ceratizit.com



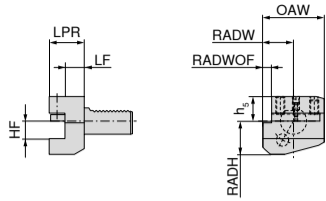
Order by 6:00 pm and get your  
guaranteed free express delivery



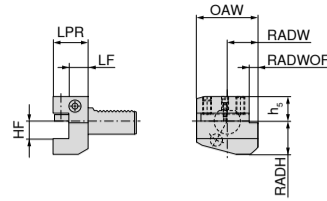
When you see this logo it's  
in stock in Sheffield

Radial tool holders, short

Performance



B2



B1

over 70 % off



Left-hand

Right-hand

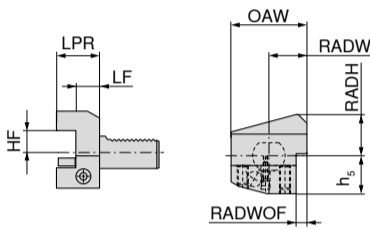
Adapter	HF <sub>0±0,1</sub> mm	OAW mm	RADW mm	RADWOF mm	h <sub>5</sub> mm	RADH mm	LF <sub>0±0,5</sub> mm	LPR mm
VDI 16	12	42	23.0	5.0	20.0	22	13.0	24
VDI 20	16	55	30.0	7.0	25.0	30	16.0	30
VDI 30	20	70	35.0	10.0	28.0	38	18.5	40
VDI 40	25	85	42.5	12.5	32.5	48	18.5	44
VDI 50	32	100	50.0	16.0	35.0	60	30.0	55

82 189 ...	PG	Y8
£	£	
200	<del>299.87</del>	60.00
201	<del>264.93</del>	79.00
300	<del>277.51</del>	65.00
301	<del>243.81</del>	103.00
400	<del>220.41</del>	66.00
500	<del>344.74</del>	103.00

82 185 ...	PG	Y8
£	£	
160	<del>235.29</del>	71.00
200	<del>244.43</del>	64.00
201	<del>247.41</del>	74.00
300	<del>197.26</del>	59.00
301	<del>326.36</del>	98.00
400	<del>204.23</del>	60.00
500	<del>326.13</del>	101.00

Radial tool holders, overhead, short

Performance



over 70 % off

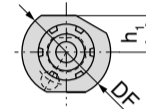
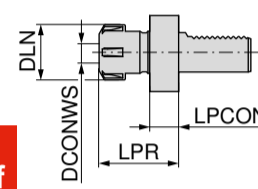
Adapter	HF <sub>0±0,1</sub> mm	OAW mm	RADW mm	RADWOF mm	h <sub>5</sub> mm	RADH mm	LF <sub>0±0,5</sub> mm	LPR mm
VDI 16	12	42	23.0	5.0	20.0	22	13.0	24
VDI 20	16	55	30.0	7.0	25.0	30	16.0	40
VDI 30	20	70	35.0	10.0	35.0	38	18.5	40
VDI 40	25	85	42.5	12.5	42.5	48	18.5	44
VDI 50	32	100	50.0	16.0	50.0	60	30.0	55

Right-hand

82 193 ...	PG	Y8
£	£	
160	<del>248.04</del>	74.00
201	<del>344.29</del>	93.00
300	<del>283.19</del>	61.00
400	<del>244.88</del>	64.00
500	<del>344.74</del>	103.00

ER Collet chucks

Performance



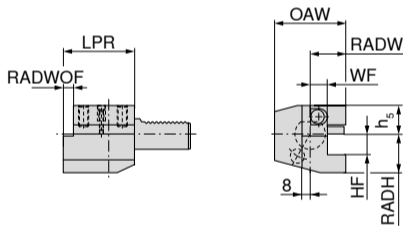
over 70 % off

Adapter	DCONWS mm	DF mm	DLN mm	h <sub>1</sub> mm	LPR mm	LPCON mm	for collet
VDI 16	1 - 10	40	28	18.0	43.5	14	426E (ER16)
VDI 16	1 - 13	40	34	18.0	44.0	14	428E (ER20)
VDI 20	1 - 16	50	42	23.0	57.0	18	430E (ER25)
VDI 20	2 - 20	50	50	23.0	62.0	18	470E (ER32)
VDI 30	1 - 16	68	42	28.0	57.0	22	430E (ER25)
VDI 30	2 - 20	68	50	28.0	75.0	22	470E (ER32)
VDI 40	1 - 16	83	42	32.5	75.0	22	430E (ER25)
VDI 40	2 - 20	83	50	32.5	75.0	22	470E (ER32)
VDI 40	3 - 26	83	63	32.5	75.0	22	472E (ER40)
VDI 50	2 - 20	94	50	35.0	75.0	30	470E (ER32)
VDI 50	3 - 26	94	63	35.0	63.0	30	472E (ER40)

82 286 ...	PG	Y8
£	£	
160	<del>399.24</del>	102.00
161	<del>395.69</del>	101.00
202	<del>276.34</del>	83.00
203	<del>298.02</del>	87.00
300	<del>272.77</del>	82.00
301	<del>273.82</del>	82.00
400	<del>295.76</del>	89.00
401	<del>295.76</del>	89.00
402	<del>298.46</del>	87.00
500	<del>430.76</del>	129.00
501	<del>430.76</del>	129.00

Axial tool holders

Performance



over 70 % off

Adapter	HF <sub>0±0,1</sub> mm	OAW mm	RADW mm	WF <sub>0±0,3</sub> mm	h <sub>5</sub> mm	RADH mm	LPR mm	RADWOF mm
VDI 30	20	70	35.0	17.0	28.0	38	70	10.0
VDI 40	25	85	42.5	20.5	32.5	48	85	12.5
VDI 50	32	100	50.0	25.5	35.0	60	100	16.0

Right-hand

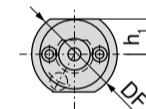
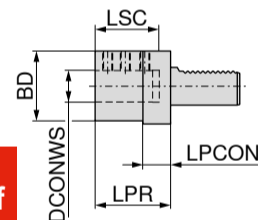
82 211 ...	PG	Y8
£	£	
300	<del>228.74</del>	69.00
400	<del>266.09</del>	80.00
500	<del>387.87</del>	116.00

Boring bar holder

▲ for turning tools with cylindrical shank

▲ Coolant supply either through the tool or via the ball-shaped spray nozzle

Performance



over 70 % off

Adapter	DCONWS <sub>HF</sub> mm	DF mm	BD mm	h <sub>1</sub> mm	LPR mm	LPCON mm	LSC mm
VDI 16	6	40	32	18.0	44	13	34
VDI 16	8	40	32	18.0	44	13	34
VDI 16	10	40	32	18.0	44	13	34
VDI 16	12	40	40	18.0	44	13	34
VDI 16	16	40	40	18.0	44	13	34
VDI 20	8	50	40	23.0	50	18	41
VDI 20	10	50	40	23.0	50	18	41
VDI 20	12	50	40	23.0	50	18	41
VDI 20	16	50	40	23.0	50	18	41
VDI 20	20	50	50	23.0	50	18	41
VDI 20	25	50	50	23.0	60	18	51
VDI 30	8	68	55	28.0	60	22	51
VDI 30	10	68	55	28.0	60	22	51
VDI 30	12	68	55	28.0	60	22	51
VDI 30	16	68	55	28.0	60	22	51
VDI 30	20	68	55	28.0	60	22	51
VDI 30	25	68	55	28.0	60	22	51
VDI 30	32	68	68	28.0	75	22	61
VDI 40	8	83	55	32.5	75	22	61
VDI 40	10	83	55	32.5	75	22	61
VDI 40	12	83	55	32.5	75	22	61
VDI 40	16	83	55	32.5	75	22	61
VDI 40	20	83	55	32.5	75	22	61
VDI 40	25	83	55	32.5	75	22	61
VDI 40	32	83	83	32.5	75	22	61
VDI 40	40	83	83	32.5	90	22	76
VDI 50	12	98	68	35.0	90	30	76
VDI 50	16	98	68	35.0	90	30	76
VDI 50	20	98	68	35.0	90	30	76
VDI 50	25	98	68	35.0	90	30	76
VDI 50	32	98	68	35.0	90	30	76
VDI 50	40	98	98	35.0	90	30	76
VDI 50	50	98	98	35.0	100	30	86

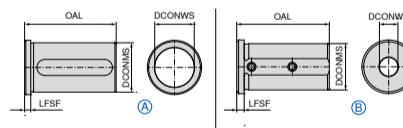
82 268 ...	PG	Y8
£	£	
160	<del>294.09</del>	87.00
161	<del>292.08</del>	67.00
162	<del>292.08</del>	67.00
163	<del>292.08</del>	67.00
164	<del>292.08</del>	67.00
200	<del>296.47</del>	62.00
201	<del>296.47</del>	62.00
202	<del>296.47</del>	62.00
203	<del>296.47</del>	62.00
204	<del>296.47</del>	62.00
205	<del>296.47</del>	62.00
300	<del>294.23</del>	60.00
301	<del>294.23</del>	60.00
302	<del>294.23</del>	60.00
303	<del>294.23</del>	60.00
304	<del>294.23</del>	60.00
305	<del>294.23</del>	60.00
306	<del>294.23</del>	60.00
400	<del>295.14</del>	62.00
401	<del>295.14</del>	62.00
402	<del>295.14</del>	62.00
403	<del>295.14</del>	62.00
404	<del>295.14</del>	62.00
405	<del>295.14</del>	62.00
406	<del>295.14</del>	62.00
407	<del>295.14</del>	62.00
500	<del>295.49</del>	89.00
501	<del>295.49</del>	89.00
502	<del>295.49</del>	89.00
503	<del>293.34</del>	85.00
504	<del>293.34</del>	85.00
505	<del>293.34</del>	85.00
506	<del>293.34</del>	85.00

1) Coolant supply through pipe joint

Reduction sleeves for direct clamping

▲ For tools with cylindrical shank

Performance



over 70 % off

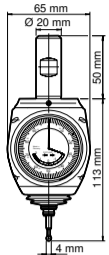
DCONMS mm	DCONWS mm	OAL mm	LFSF mm	Fig.
25	12	50	4	B
25	6	50	4	B
25	8	50	4	B
25	10	50	4	B
25	16	50	4	A
25	20	50	4	A
32	6	58	5	B
32	8	58	5	B
32	10	58	5	B
32	12	58	5	B
32	16	58	5	A
32	20	58	5	A
32	25	58	5	A
40	8	58	5	B
40	10	58	5	B
40	12	58	5	B
40	16	58	5	A
40	20	58	5	A
40	25	58	5	A
40	32	58	5	A
50	25	75	5	A
50	12	75	5	B
50	16	75	5	A
50	20	75	5	A
50	32	75	5	A
50	40	75	5	A

83 272 ...	PG	Y8
£	£	
262	<del>133.85</del>	40.00
256	<del>175.54</del>	53.00
258	<del>133.85</del>	40.00
260	<del>133.85</del>	40.00
266	<del>133.85</del>	40.00
270	<del>133.85</del>	40.00
326	<del>194.13</del>	54.00
328	<del>194.13</del>	54.00
330	<del>197.63</del>	41.00
332	<del>197.63</del>	41.00
336	<del>197.63</del>	41.00
340	<del>197.63</del>	41.00
345	<del>197.63</del>	41.00
408	<del>220.04</del>	66.00
410	<del>194.13</del>	54.00
412	<del>194.13</del>	54.00
416	<del>194.13</del>	54.00
420	<del>194.13</del>	54.00
425	<del>194.13</del>	54.00
432	<del>194.13</del>	54.00
525	<del>284.35</del>	61.00
512	<del>284.35</del>	61.00
516	<del>284.35</del>	61.00
520	<del>284.35</del>	61.00
532	<del>284.35</del>	61.00
540	<del>284.35</del>	61.00

### Universal 3D-tester

- ▲ Quick and accurate positioning
- ▲ For locating and/or setting the zero point of the workpiece
- ▲ with adjustable concentricity
- ▲ Usable in all 3 axes (x, y, z)
- ▲ For all CNC and erosion machines (insulation between stylus and case)
- ▲ Reading of actual dimensions is independent of direction
- ▲ Reading precision 0.01 mm

**Scope of supply**  
3D tester including tracer insert and Allen key



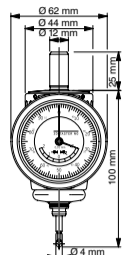
85 290 ...	PG XX
£	£
100	<del>420.04</del> 250.00

Universal 3D-tester

### Universal 3D-Tester HQ

- ▲ fast and accurate positioning at reference edges
- ▲ Development of the existing universal 3D-Testers
- ▲ improved mechanics
- ▲ compact size
- ▲ characterised by over travel safety
- ▲ Functionality as with 85 290 100
- ▲ Accuracy 0,01 mm

**Scope of supply**  
3D tester including tracer insert and Allen key



85 292 ...	PG XX
£	£
100	<del>440.00</del> 280.00

Universal 3D-Tester HQ

### Countersink 90°, DIN 335-C

- ▲ included in the set:  
6.3 mm, 8.3 mm, 10.4 mm, 12.4 mm,  
16.5 mm and 20.5 mm



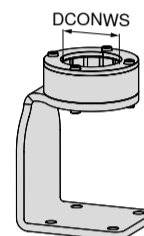
30 100 ...	PG U1
£	£
999	<del>156.74</del> 24.00

Set

### Assembly fixture for tool holders

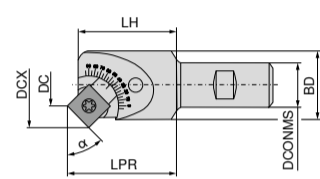
- ▲ gripping by roller
- ▲ secure clamping
- ▲ quick assembly, no additional clamping necessary

Standard



Adapter	DCONWS mm	80 722 ...	PG Y7
		£	£
HSK 32, PSC 32	32.0	032	<del>389.66</del> 120.00
HSK 40, PSC 40	40.0	040	<del>389.66</del> 120.00
MAS-BT 30	46.0	046	<del>336.94</del> 100.00
DIN 69871 / DIN 2080 - SK 30, HSK 50, PSC 50	50.0	050	<del>336.94</del> 100.00
DIN 69871 / DIN 2080 - SK 40, HSK 63, PSC 63, MAS-BT 40, ANSI-CAT 40	63.0	063	<del>336.94</del> 100.00
DIN 69871 - SK 50	97.5	097	<del>670.44</del> 200.00
HSK 100, MAS-BT 50, ANSI-CAT 50	100.0	100	<del>670.44</del> 200.00

### Adjustable single angle milling cutter C 4500



Designation	DCONMS mm	DC mm	DCX mm	LH mm	BD mm	LPR mm	50 690 ...	PG 2B/40
							£	£
C490.20.R.01	16.0	1.6-11.1	20.1-23.6	32.0	18.65	23.9-34.6	01600	<del>191.00</del> 27.00
C490.26.R.01	20.0	1.1-14.1	26.6-31.5	37.0	25.00	38.2-40.6	02000	<del>243.57</del> 32.00

### Twist drill sets DIN 338 – Type N short

- ▲ In metal box
- ▲ In 0.1 mm steps



Ø mm	10 158 ...	PG T2
	£	£
0.1 mm steps 1.0-5.9	050	<del>96.04</del> 40.00
0.1 mm steps 6.0-10	100	<del>201.37</del> 80.00

### Zero height setting gauge



Designation	Height mm	85 900 ...	PG Y7
		£	£
Zero height setting gauge	100	018	<del>280.17</del> 75.00

### Assembly device for ISO adapters

- ▲ Aluminium



Collet chuck	80 720 ...	PG Y7
	£	£
SK 30	030	<del>265.76</del> 55.00
SK 40	040	<del>265.76</del> 60.00
SK 50	050	<del>442.13</del> 68.00

### Collet Set

Scope of supply

- 82 689 02000 DCONWS 2,0
- 82 689 03000 DCONWS 3,0
- 82 689 04000 DCONWS 4,0
- 82 689 05000 DCONWS 5,0
- 82 689 06000 DCONWS 6,0
- 82 689 07000 DCONWS 7,0
- 82 689 08000 DCONWS 8,0
- 82 689 09000 DCONWS 9,0
- 82 689 10000 DCONWS 10,0
- 82 689 11000 DCONWS 11,0
- 82 689 12000 DCONWS 12,0
- 82 689 13000 DCONWS 13,0
- 82 689 14000 DCONWS 14,0
- 82 689 15000 DCONWS 15,0
- 82 689 16000 DCONWS 16,0

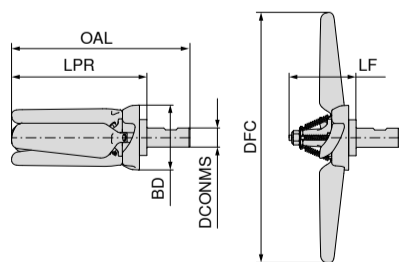


Countersink 90°, DIN 335-C	BD mm	OAL mm	82 689 ...	PG Y8
			£	£
430 E / ER25	26	34	99900	<del>388.42</del> 117.00

### Cleaning propeller

- ▲ Chip and emulsion removal or drying processes via the tool spindle
- ▲ Simple replacement of the rotor blades

Standard



DCONMS mm	OAL mm	LPR mm	LF mm	DFC mm	BD mm	RPMX 1/min.
20	186.3	141.3	69.75	254	67.68	5000 - 8000



IK central	80 399 ...	PG Y7
	£	£
02000	<del>571.13</del>	100.00

Register your subscription to get our **BEST WEEKLY DEALS!**



[cuttingtools.ceratizit.com/gb/en/footer/subscription.html](http://cuttingtools.ceratizit.com/gb/en/footer/subscription.html)



**Technical support: 0800 073 2 075**  
3 time served engineers,  
available from 8:00 am to 6:00 pm, Monday to Friday  
Email: [techsupport.uk@ceratizit.com](mailto:techsupport.uk@ceratizit.com)



Order by 6:00 pm and get your guaranteed free express delivery



When you see this logo it's in stock in Sheffield

# What is the CERATIZIT MiS service?

The MiS service is our made in Sheffield bespoke fixtures and workholding solutions service.

With both stocked and made to order products, these have been designed, machined and manufactured by our engineers at the CERATIZIT UK & Ireland Technical Centre, and shipped from our Sheffield HQ.

Meaning, all bespoke workholding solutions will be proudly:



## Tailored to you

When you order a MiS product, not only will we tailor this to your specific machining requirements, our engineers will also install the fixtures and workholding in your machines, fit them with high performance CERATIZIT vices and workpiece clamping, and get everything up and running for you.

And our job isn't over once everything is up and running. When you work with CERATIZIT, you have access to 24/7 technical support and advice from our technical experts and engineers.

## Why choose CERATIZIT?

Increases machine productivity



Prices starting from £125



Delivery in 2-6 weeks



Shipped from our UK Warehouse

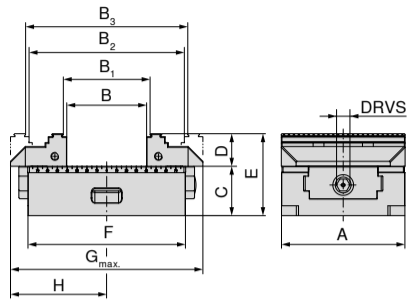


Ask your local **Technical Sales Engineer** how we can tailor-make a solution for your needs

## CentriClamp – ZSG 4


- ▲ Sealed centric vice
- ▲ With grip jaws, 3 mm
- ▲ Ball bearing mounted spindle
- ▲ ± 0.01 mm repeatability
- ▲ Suitable for PNG and MNG

**ZSG 4** Standard



A	B	B <sub>1</sub>	B <sub>2</sub>	B <sub>3</sub>	C <sub>±0.01</sub>	D	E	F	G <sub>max</sub>	H	DRVS	MXC	WT
mm	mm	mm	mm	mm	mm	mm	mm	mm	mm	mm	mm	kN	kg
80	0 - 59	4 - 63	59 - 117	63 - 121	50	28	78	130	157	81	12	25	3.9
80	0 - 123	4 - 127	59 - 181	63 - 185	50	28	78	190	206	104	12	25	5.5
125	0 - 80	8 - 87	77 - 156	84 - 163	50	33	83	160	208	111	12	35	8.7

**UKS**



over 15 % off

80 878 ...	PG	Y4
£	£	£
08700	<del>747.04</del>	523.00
08800	<del>854.04</del>	598.00
15300	<del>943.05</del>	660.00

## Base plate, round

**UKS**

over 15 % off



80 899 ...	PG	Y4
£	£	£
125	<del>549.63</del>	384.00

## MNG indexing bolt

**UKS**

over 15 % off



80 899 ...	PG	Y4
£	£	£
51500	<del>46.78</del>	11.00

## MNG pull studs

**UKS**

over 15 % off



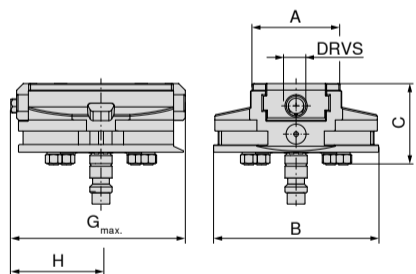
80 899 ...	PG	Y4
£	£	£
025	<del>47.21</del>	33.00

*i* It is not possible to fit top jaws with a height of 40 mm, if this height is required, please use the reversible jaws with D = 40 mm (Article No. 80 878 520).

## CentriClamp – ZSG 4

- ▲ Sealed centric vice for Erowa ITS 148
- ▲ Ball bearing mounted spindle
- ▲ ± 0.01 mm repeatability

**ZSG 4** Standard



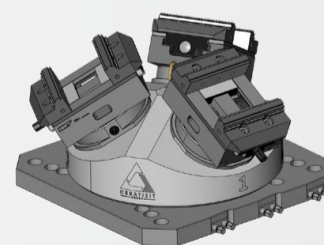
**UKS**

over 15 % off



A	C	F	G <sub>max</sub>	DRVS	MXC	WT
mm	mm	mm	mm	mm	kN	kg
80	73	148	130	12	25	5,6

80 878 ...	PG	Y4
£	£	£
08900	<del>1,315.45</del>	920.00



**MADE IN SHEFFIELD**

*i* Talk to us about your special workholding requirements



**Technical support: 0800 073 2 075**  
3 time served engineers,  
available from 8:00 am to 6:00 pm, Monday to Friday  
Email: techsupport.uk@ceratizit.com



Order by 6:00 pm and get your  
guaranteed free express delivery



When you see this logo it's  
in stock in Sheffield

# Our warehouse in your machine shop...

## Access to cutting tools 24/7

With full control.

## Major cashflow benefits

You only pay for the tools you use.

## Zero obsolete stock

You don't get left with old cutting tool technology.

## Major purchasing cost reduction

Only one consolidated invoice per month, with no management fee.

## For all vending customers only

We will collect your used carbide, recycle it back into our system and pay you a 10% premium on market rate for it, current rate £22 per Kg.

We will also collect and recycle your cutting tool plastic packaging at our cost on your behalf.



CERATIZIT UK & IRELAND LTD  
Europa Link \ UK-Sheffield S9 1XU  
Tel.: 0800 073 2 073  
info.uk@ceratizit.com \ www.ceratizit.com

