It couldn't be easier

**Ordering via the Online Shop**

http://cuttingtools.ceratizit.com

Competent advice also available on call

**Application engineers with know-how**

Monday to Friday from 8:00 am – 6:00 pm

Placing your order is quick and easy

**Customer Service Centre**

Freephone Number: 0800 073 2073
Freefax Number: 0800 073 2074

VALID: 01.03.2022 – 31.05.2022

CERATIZIT GROUP

# Come and see us at MACH 2022

MACH 4-8 April 2022
NEC Birmingham UK
machexhibition.com
STAND 18 – 210

REGISTER HERE

# SPECIAL SELECTION

TEAM CUTTING TOOLS

CUTTING SOLUTIONS BY CERATIZIT · KOMET · WNT · KLENK

CERATIZIT is a high-technology engineering group specialised in cutting tools and hard material solutions.

**Tooling the Future**

www.ceratizit.com

# TABLE OF CONTENTS


## SPECIAL OFFERS
Page 7

## HSS drilling
Page 8+9
Further tools can be found in the main catalogue, chapter 1

## Solid carbide drilling
Page 10–18
Further tools can be found in the main catalogue, chapter 2

## Indexable insert drills
Page 19–21
Further tools can be found in the main catalogue, chapter 3

## Reaming and Countersinking
Page 22–24
Further tools can be found in the main catalogue, chapter 4

## HSS Taps
Page 25–27
Further tools can be found in the main catalogue, chapter 6

## Thread milling cutters
Page 28
Further tools can be found in the main catalogue, chapter 7



## Thread turning
Page 29
Further tools can be found in the main catalogue, chapter 8



## Turning Tools
Page 30–38
Further tools can be found in the main catalogue, chapter 9

## EcoCut
Page 39–42
Further tools can be found in the main catalogue, chapter 10



## Grooving Tools
Page 43–46
Further tools can be found in the main catalogue, chapter 11

## Miniature turning tools
Page 47–51
Further tools can be found in the main catalogue, chapter 12

## Solid Carbide milling cutters
Page 52–70
Further tools can be found in the main catalogue, chapter 14

## Milling tools with indexable inserts
Page 71–84
Further tools can be found in the main catalogue, chapter 15

## Rotating toolholders
Page 85–92
Further tools can be found in the main catalogue, chapter 16

## Toolholders, static + driven tools
Page 93
Further tools can be found in the main catalogue, chapter 16

## Workpiece clamping
NEW
Page 94+95
Further tools can be found in the main catalogue, chapter 17

# Steel machining made easy

The new ISO-P grades with indicator layer for high-performance turning processes!

CUTTING SOLUTIONS BY CERATIZIT

## Machining with no compromises – with the CERATIZIT ISO-P carbide grades update

Thanks to a CVD multilayer coating with the latest Dragonskin coating technology, the indexable inserts are ideally suited to versatile steel machining. In combination with a balanced carbide base substrate, the new grades in the ISO-P category boast a wide application area with improved wear resistance. Depending on the cutting conditions, the perfect cutting material can be selected from three grades:

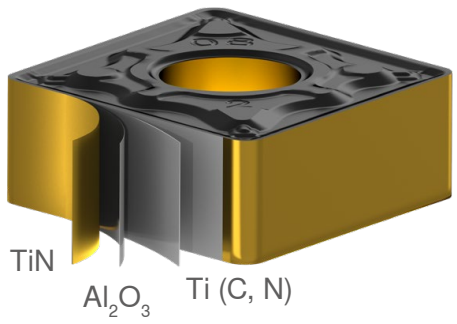


NEW



**CTCP115-P**

- ISO-P15
- Wear-resistant grade with high degree of elevated-temperature resistance for steel machining with optimum tool life
- High cutting speeds
- Maximum productivity
- For a smooth cut

DRAGONSKIN

NEW



**CTCP135-P**

- ISO-P35
- Tough carbide grade for interrupted cuts
- Guaranteed process security
- For low cutting speeds and unstable conditions

DRAGONSKIN

NEW



**CTCP125-P**

- ISO-P25
- Universal carbide grade for steel machining
- Excellent balance between toughness and elevated-temperature resistance
- High level of reliability for machining general steel
- Excellent for fluctuating cutting conditions, from finishing to roughing

DRAGONSKIN

Further information can be found on
→ Pages 30+31

# Stationary 3-jaw chuck

## Hotly anticipated – now also for round components

## New SBF-3 stationary 3-jaw chuck from CERATIZIT

Machining round components has become daily routine for many companies. The right clamping system is often a game changer for a successful machining result. CERATIZIT now has a brand-new solution in the portfolio with its SBF-3 stationary 3-jaw chuck – fully compatible with the in-house MNG and PNG zero point clamping systems for rapid, uncomplicated handling.

SBF-3 Ø 200 mm

SBF-3 Ø 315 mm

Further information can be found on
→ Pages 94+95

# Technical information – cross-section diagram




cuttingtools.ceratizit.com/gb/en/sbf-3

1. **Wedge bar drive**
   Allows for excellent machining results
2. **Hardened and extremely stiff base body**
   Longer service life with maximum precision as a result – even at the highest clamping force
3. **Large through hole**
   For machining all common bar material diameters (optional: enlargement of through hole)
4. **Optimised lubrication system**
   For high degree of efficiency
5. **Mounting threads**
   For workpiece stops or cover plates
6. **Quick jaw change system**
   Single release of jaws, meaning extremely short setup times
7. **Base jaws with angled teeth (SFG)**
8. **Locking mechanism**
   Guarantees secure engagement of the base jaw teeth with the wedge bar teeth
9. **Engagement pin**
   For pre-positioning the base jaw
10. **Actuation via hex connection**
    Easier operation as a result
11. **Pushbutton for jaw change**
    For extremely short setup times
12. **Indicator pin**
    For visual stroke monitoring of the manual clamping chuck

# IT PAYS DIVIDENDS!

Solid carbide drills and
milling cutters at great prices





## Cutting edge preparation

- Sharp
- Corner chamfer (CHW = chamfer width in mm)
- Corner radius
- Full Radius

## Version

**Overall length:** extra-short / short / medium / long / extra-long

## Type

UNI Universal

central internal coolant

## Version

≤ 3xD

≤ 5xD

Further information can be found on
→ Pages 10–14 and 66–69

## Adjustable single angle milling cutter C 4500

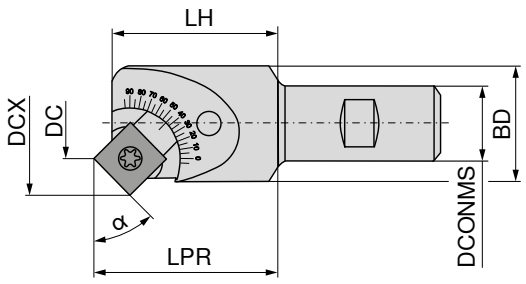

| Designation | DCONMS mm | DC mm | DCX mm | LH mm | BD mm | LPR mm | 50 690 ... | £ |
|---|---|---|---|---|---|---|---|---|
| C490.20.R.01 | 16.0 | 1.6–11.1 | 20.1–23.6 | 32.0 | 18.65 | 23.9–34.6 | 01600 | 100.00 |
| C490.26.R.01 | 20.0 | 1.1–14.1 | 26.6–31.5 | 37.0 | 25.00 | 38.2–40.6 | 02000 | 120.00 |

## UltraMini – Set

▲ internal turning, grooving and chamfering

| | 73 085 ... | £ |
|---|---|---|
| Set | 999 | 230.00 |

## Universal 3D-Tester HQ

▲ fast and accurate positioning at reference edges
▲ characterised by over travel safety
▲ accuracy 0,01 mm

**Scope of supply**

3D tester including tracer insert and Allen key

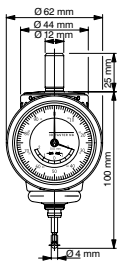

| | 85 292 ... | £ |
|---|---|---|
| Universal 3D-Tester HQ | 100 | 220.00 |

## Zero height setting gauge

| Designation | Height mm | 85 900 ... | £ |
|---|---|---|---|
| Zero height setting gauge | 100 | 018 | 75.00 |

## Assembly device for ISO adapters

▲ Aluminium

| Collet chuck | 80 720 ... | £ |
|---|---|---|
| SK 30 | 030 | 55.00 |
| SK 40 | 040 | 60.00 |
| SK 50 | 050 | 65.00 |

## Twist drill sets DIN 338 – Type N short

| | Ø mm | 10 158 ... | £ |
|---|---|---|---|
| 0.1 mm steps | 1.0–5.9 | 050 | 35.00 |
| 0.1 mm steps | 6.0–10 | 100 | 70.00 |

## Countersink 90°, DIN 335-C

▲ included in the set:
6.3 mm, 8.3 mm, 10.4 mm, 12.4 mm, 16.5 mm and 20.5 mm

| | 30 100 ... | £ |
|---|---|---|
| Set | 999 | 30.00 |

## Cleaning propeller

▲ Chip and emulsion removal or drying processes via the tool spindle
▲ Simple replacement of the rotor blades

WNT \ Standard

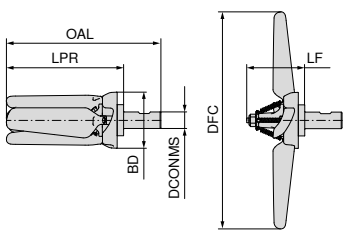

IK central

| DCONMS mm | OAL mm | LPR mm | LF mm | DFC mm | BD mm | RPMX 1/min. | 80 399 ... | £ |
|---|---|---|---|---|---|---|---|---|
| 20 | 186.3 | 141.3 | 69.75 | 254 | 67.68 | 5000 - 8000 | 02000 | 135.00 |

Rotor blade

Rotor blade kit

| Spare parts for Article no. | £ | 80 399 ... | £ | 80 399 ... |
|---|---|---|---|---|
| 80 399 02000 | 25.00 | 30100 | 100.00 | 30200 |

## Assembly fixture for tool holders

▲ gripping by roller
▲ secure clamping
▲ quick assembly, no additional clamping necessary

WNT \ Standard

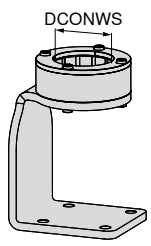

| Adapter | DCONWS mm | 80 722 ... | £ |
|---|---|---|---|
| HSK 32, PSC 32 | 32.0 | 032 | 120.00 |
| HSK 40, PSC 40 | 40.0 | 040 | 120.00 |
| MAS-BT 30 | 46.0 | 046 | 100.00 |
| DIN 69871 / DIN 2080 - SK 30, HSK 50, PSC 50 | 50.0 | 050 | 100.00 |
| DIN 69871 / DIN 2080 - SK 40, HSK 63, PSC 63, MAS-BT 40, ANSI-CAT 40 | 63.0 | 063 | 100.00 |
| DIN 69871 - SK 50 | 97.5 | 097 | 200.00 |
| HSK 100, MAS-BT 50, ANSI-CAT 50 | 100.0 | 100 | 200.00 |

# HSS drilling



## NC spot drills, factory standard and high-performance twist drills

| | NC-A | UNI | WT | VX | UNI | VX | UNI |
|---|---|---|---|---|---|---|---|
| | | TiN | TiN | TiN | TiN | TiN | TiN |
| | | ≤ 3xD | ≤ 3xD | ≤ 3xD | ≤ 5xD | ≤ 5xD | ≤ 10xD |
| | | DIN 1897 | DIN 1897 | ≈DIN 1897 | DIN 338 | ≈DIN 338 | DIN 340 |
| | | | | A | | A | |
| | WNT \ Performance | WNT \ Performance | WNT \ Performance | WNT \ Performance | WNT \ Performance | WNT \ Performance | WNT \ Performance |

| DC h8/h6 mm | 10 520 ... | £ | 10 107 ... | £ | 10 110 ... | £ | 10 122 ... | £ | 10 171 ... | £ | 10 124 ... | £ | 10 270 ... | £ |
|---|---|---|---|---|---|---|---|---|---|---|---|---|---|---|
| 0.90 | | | | | | | | | 009 [1] | 3.71 | | | | |
| 1.00 | | | 010 [1] | 4.32 | 010 | 4.46 | | | 010 [1] | 3.71 | | | 010 | 6.72 |
| 1.10 | | | 011 [1] | 4.32 | 011 | 4.70 | | | 011 [1] | 3.71 | | | 011 | 7.51 |
| 1.20 | | | 012 [1] | 4.08 | 012 | 4.46 | | | 012 [1] | 4.21 | | | 012 | 8.38 |
| 1.25 | | | | | | | | | 125 [1] | 3.95 | | | | |
| 1.30 | | | 013 [1] | 4.32 | 013 | 4.70 | | | 013 [1] | 3.95 | | | 013 | 8.25 |
| 1.40 | | | 014 [1] | 4.21 | 014 | 4.70 | | | 014 [1] | 3.71 | | | 014 | 8.16 |
| 1.45 | | | | | | | | | 145 [1] | 3.71 | | | | |
| 1.50 | | | 015 [1] | 3.91 | 015 | 4.46 | | | 015 [1] | 3.46 | | | 015 | 7.10 |
| 1.55 | | | | | | | | | 155 [1] | 3.71 | | | | |
| 1.60 | | | 016 [1] | 3.91 | 016 | 4.46 | | | 016 [1] | 3.71 | | | 016 | 8.38 |
| 1.65 | | | | | | | | | 165 [1] | 3.83 | | | | |
| 1.70 | | | 017 [1] | 3.70 | 017 | 4.21 | | | 017 [1] | 3.83 | | | 017 | 9.15 |
| 1.80 | | | 018 [1] | 3.91 | 018 | 4.46 | | | 018 [1] | 3.71 | | | 018 | 8.74 |
| 1.90 | | | 019 [1] | 3.91 | 019 | 4.46 | | | 019 [1] | 3.83 | | | 019 | 9.34 |
| 2.00 | | | 020 [1] | 3.43 | 020 | 3.91 | 020 | 8.41 | 020 [1] | 3.43 | 020 | 10.91 | 020 | 6.94 |
| 2.10 | | | 021 [1] | 3.70 | 021 | 4.21 | 021 | 9.52 | 021 [1] | 4.21 | 021 | 12.48 | 021 | 8.01 |
| 2.20 | | | 022 [1] | 4.08 | 022 | 4.46 | 022 | 10.27 | 022 [1] | 4.21 | 022 | 12.48 | 022 | 8.16 |
| 2.30 | | | 023 [1] | 3.95 | 023 | 4.46 | 023 | 10.27 | 023 [1] | 4.21 | 023 | 12.48 | 023 | 8.01 |
| 2.38 | | | 238 [1] | 3.95 | | | | | 238 [1] | 4.21 | | | | |
| 2.40 | | | 024 [1] | 4.08 | 024 | 4.70 | 024 | 10.74 | 024 [1] | 4.21 | 024 | 12.48 | 024 | 7.41 |
| 2.50 | | | 025 [1] | 3.70 | 025 | 4.08 | 025 | 9.39 | 025 [1] | 3.55 | 025 | 12.48 | 025 | 7.10 |
| 2.55 | | | | | | | | | 255 [1] | 4.21 | | | | |
| 2.60 | | | 026 [1] | 4.08 | 026 | 4.70 | 026 | 10.74 | 026 [1] | 4.21 | 026 | 12.48 | 026 | 8.16 |
| 2.70 | | | 027 [1] | 4.32 | 027 | 4.96 | 027 | 11.12 | 027 [1] | 4.21 | 027 | 12.48 | 027 | 8.63 |
| 2.78 | | | 278 [1] | 4.32 | | | | | 278 [1] | 4.96 | | | | |
| 2.80 | | | 028 [1] | 4.32 | 028 | 4.96 | 028 | 11.12 | 028 [1] | 4.21 | 028 | 12.48 | 028 | 8.25 |
| 2.90 | | | 029 [1] | 4.32 | 029 | 4.96 | 029 | 11.12 | 029 [1] | 4.32 | 029 | 12.48 | 029 | 8.63 |
| 3.00 | 030 | 6.63 | 030 [1] | 3.91 | 030 | 4.21 | 030 | 10.27 | 030 [1] | 3.55 | 030 | 11.86 | 030 | 7.65 |
| 3.10 | | | 031 [1] | 4.21 | 031 | 4.85 | 031 | 10.27 | 031 [1] | 4.32 | 031 | 13.59 | 031 | 9.15 |
| 3.17 | | | 317 [1] | 4.08 | | | | | 317 [1] | 4.08 | | | | |
| 3.20 | | | 032 [1] | 3.95 | 032 | 4.59 | 032 | 10.27 | 032 [1] | 3.91 | 032 | 13.59 | 032 | 8.48 |
| 3.25 | | | | | | | | | 325 [1] | 4.45 | | | | |
| 3.30 | | | 033 [1] | 4.32 | 033 | 4.96 | 033 | 10.27 | 033 [1] | 3.91 | 033 | 13.59 | 033 | 8.99 |
| 3.40 | | | 034 [1] | 4.46 | 034 | 4.96 | 034 | 10.27 | 034 [1] | 4.57 | 034 | 13.59 | 034 | 9.34 |
| 3.50 | | | 035 [1] | 4.32 | 035 | 4.46 | 035 | 9.76 | 035 [1] | 3.91 | 035 | 13.59 | 035 | 9.15 |
| 3.57 | | | 357 [1] | 4.46 | | | | | 357 [1] | 4.69 | | | | |
| 3.60 | | | 036 [1] | 4.46 | 036 | 4.96 | 036 | 10.91 | 036 [1] | 4.69 | 036 | 15.13 | 036 | 9.48 |
| 3.70 | | | 037 [1] | 4.69 | 037 | 5.37 | 037 | 11.12 | 037 [1] | 4.69 | 037 | 15.13 | 037 | 9.22 |
| 3.80 | | | 038 [1] | 4.59 | 038 | 4.96 | 038 | 10.88 | 038 [1] | 4.96 | 038 | 15.13 | 038 | 8.87 |
| 3.90 | | | 039 [1] | 5.19 | 039 | 5.37 | 039 | 11.12 | 039 [1] | 5.19 | 039 | 15.13 | 039 | 9.94 |
| 3.97 | | | 397 [1] | 4.94 | | | | | 397 [1] | 5.45 | | | | |
| 4.00 | 040 | 6.75 | 040 [1] | 4.59 | 040 | 4.59 | 040 | 9.03 | 040 [1] | 4.08 | 040 | 15.13 | 040 | 9.70 |
| 4.10 | | | 041 [1] | 4.85 | 041 | 4.96 | 041 | 9.03 | 041 [1] | 4.94 | 041 | 17.54 | 041 | 9.87 |
| 4.20 | | | 042 [1] | 4.69 | 042 | 4.96 | 042 | 9.52 | 042 [1] | 4.94 | 042 | 18.54 | 042 | 9.48 |
| 4.25 | | | | | | | | | 425 [1] | 5.21 | | | | |
| 4.30 | | | 043 [1] | 4.96 | 043 | 5.60 | 043 | 10.00 | 043 [1] | 5.19 | 043 | 17.54 | 043 | 10.57 |
| 4.37 | | | 437 [1] | 6.63 | | | | | 437 [1] | 5.56 | | | | |
| 4.40 | | | 044 [1] | 5.60 | 044 | 5.73 | 044 | 11.36 | 044 [1] | 5.21 | 044 | 17.54 | 044 | 9.34 |
| 4.50 | | | 045 [1] | 4.96 | 045 | 4.70 | 045 | 9.39 | 045 [1] | 5.19 | 045 | 17.54 | 045 | 9.94 |
| 4.60 | | | 046 [1] | 5.45 | 046 | 6.23 | 046 | 11.86 | 046 [1] | 5.56 | 046 | 19.89 | 046 | 9.58 |
| 4.65 | | | | | 465 | 6.48 | | | 465 [1] | 5.69 | 465 | 19.89 | | |
| 4.70 | | | 047 [1] | 5.73 | 047 | 6.48 | 047 | 12.10 | 047 [1] | 5.73 | 047 | 19.89 | 047 | 11.08 |
| 4.76 | | | 476 [1] | 5.73 | | | | | 476 [1] | 5.69 | | | | |
| 4.80 | | | 048 [1] | 5.81 | 048 | 6.48 | 048 | 12.10 | 048 [1] | 5.56 | 048 | 19.89 | 048 | 10.79 |
| 4.90 | | | 049 [1] | 6.43 | 049 | 6.48 | 049 | 12.10 | 049 [1] | 5.69 | 049 | 19.89 | 049 | 10.93 |
| 4.95 | | | | | | | | | 495 [1] | 5.69 | | | | |
| 5.00 | 050 | 7.13 | 050 [1] | 5.07 | 050 | 5.21 | 050 | 10.27 | 050 [1] | 4.96 | 050 | 21.62 | 050 | 11.08 |
| 5.05 | | | | | | | | | 505 [1] | 5.69 | | | | |
| 5.10 | | | 051 [1] | 6.79 | 051 | 6.48 | 051 | 11.86 | 051 [1] | 5.69 | 051 | 21.62 | 051 | 12.26 |
| 5.16 | | | 516 [1] | 8.78 | | | | | 516 [1] | 6.23 | | | | |
| 5.20 | | | 052 [1] | 8.41 | 052 | 6.48 | 052 | 12.23 | 052 [1] | 6.10 | 052 | 21.62 | 052 | 12.02 |
| 5.30 | | | 053 [1] | 8.90 | 053 | 6.75 | 053 | 12.36 | 053 [1] | 6.10 | 053 | 23.87 | 053 | 13.23 |
| 5.40 | | | 054 [1] | 8.78 | 054 | 7.50 | 054 | 13.71 | 054 [1] | 6.63 | 054 | 23.87 | 054 | 14.45 |
| 5.50 | | | 055 [1] | 6.55 | 055 | 5.60 | 055 | 10.88 | 055 [1] | 6.79 | 055 | 21.62 | 055 | 11.52 |
| 5.55 | | | | | 555 | 7.13 | 555 | 13.71 | 555 [1] | 7.74 | 555 | 24.82 | | |
| 5.56 | | | 556 [1] | 7.30 | | | | | 556 [1] | 7.74 | | | | |
| 5.60 | | | 056 [1] | 10.74 | 056 | 7.13 | 056 | 13.71 | 056 [1] | 6.75 | 056 | 24.82 | 056 | 15.05 |
| 5.70 | | | 057 [1] | 10.88 | 057 | 7.13 | 057 | 13.71 | 057 [1] | 6.75 | 057 | 24.82 | 057 | 16.63 |
| 5.75 | | | | | | | | | 575 [1] | 6.75 | | | | |
| 5.80 | | | 058 [1] | 11.48 | 058 | 7.13 | 058 | 13.71 | 058 [1] | 6.75 | 058 | 24.82 | 058 | 14.60 |
| 5.90 | | | 059 [1] | 11.63 | 059 | 7.38 | 059 | 13.71 | 059 [1] | 6.75 | 059 | 24.82 | 059 | 16.28 |
| 5.95 | | | 595 [1] | 12.74 | | | | | 595 [1] | 8.64 | | | | |
| 6.00 | 060 | 7.13 | 060 [1] | 6.55 | 060 | 6.10 | 060 | 11.48 | 060 [1] | 6.63 | 060 | 23.59 | 060 | 13.84 |
| 6.10 | | | 061 [1] | 12.36 | 061 | 9.17 | 061 | 17.79 | 061 [1] | 7.50 | 061 | 29.15 | 061 | 16.41 |
| 6.20 | | | 062 [1] | 12.60 | 062 | 9.56 | 062 | 17.79 | 062 [1] | 7.50 | 062 | 29.15 | 062 | 14.71 |
| 6.30 | | | 063 [1] | 13.71 | 063 | 9.66 | 063 | 21.24 | 063 [1] | 7.50 | 063 | 29.15 | 063 | 16.41 |
| 6.35 | | | 635 [1] | 13.59 | | | | | 635 [1] | 8.02 | | | | |
| 6.40 | | | 064 [1] | 13.96 | 064 | 9.99 | 064 | 18.45 | 064 [1] | 8.02 | 064 | 29.15 | 064 | 14.93 |
| 6.50 | | | 065 [1] | 7.67 | 065 | 7.13 | 065 | 13.48 | 065 [1] | 7.40 | 065 | 29.15 | 065 | 14.34 |
| P | ● | | ● | | ● | | ● | | ● | | ● | | ● | |
| M | ○ | | ● | | ● | | ● | | ● | | ● | | ● | |
| K | ● | | ● | | ● | | ● | | ● | | ● | | ● | |
| N | ○ | | ○ | | ○ | | ○ | | ○ | | ○ | | ○ | |
| S | | | ○ | | ● | | ○ | | ○ | | ○ | | ○ | |
| H | | | | | ○ | | | | | | | | | |
| O | | | ○ | | | | ○ | | ○ | | ○ | | ○ | |

1) self-centering

**Ø DC** $_{h8}$ for Type UNI, WT and VX / **Ø DC**$_{h6}$ for Type NC-A



Customer Service Centre
Freephone: 0800 073 2 073 / Freefax: 0800 073 2 074

Ordering via the Online Shop
http://cuttingtools.ceratizit.com

# NC spot drills, factory standard and high-performance twist drills

| | NC-A | UNI | WT | VX | UNI | VX | UNI |
|---|---|---|---|---|---|---|---|
| | | TiN | TiN | TiN | TiN | TiN | TiN |
| | | ≤ 3xD | ≤ 3xD | ≤ 3xD | ≤ 5xD | ≤ 5xD | ≤ 10xD |
| | | DIN 1897 | DIN 1897 | ≈DIN 1897 | DIN 338 | ≈DIN 338 | DIN 340 |
| | | | | A | | A | |
| | WNT \ Performance | WNT \ Performance | WNT \ Performance | WNT \ Performance | WNT \ Performance | WNT \ Performance | WNT \ Performance |

| DC h8/h6 mm | 10 520 ... | £ | 10 107 ... | £ | 10 110 ... | £ | 10 122 ... | £ | 10 171 ... | £ | 10 124 ... | £ | 10 270 ... | £ |
|---|---|---|---|---|---|---|---|---|---|---|---|---|---|---|
| 6.60 | | | 066 1) | 14.45 | 066 | 9.99 | 066 | 21.62 | 066 1) | 8.02 | 066 | 31.25 | 066 | 16.53 |
| 6.70 | | | 067 1) | 14.71 | 067 | 9.99 | 067 | 21.62 | 067 1) | 8.02 | 067 | 31.25 | 067 | 16.96 |
| 6.75 | | | 675 1) | 11.26 | | | | | 675 1) | 10.99 | | | | |
| 6.80 | | | 068 1) | 15.07 | 068 | 10.42 | 068 | 23.66 | 068 1) | 9.09 | 068 | 31.25 | 068 | 18.20 |
| 6.90 | | | 069 1) | 15.19 | 069 | 10.42 | 069 | 23.35 | 069 1) | 9.09 | 069 | 31.25 | 069 | 18.86 |
| 7.00 | | | 070 1) | 8.78 | 070 | 8.64 | 070 | 17.79 | 070 1) | 7.74 | 070 | 31.25 | 070 | 17.12 |
| 7.10 | | | 071 1) | 15.81 | 071 | 11.70 | 071 | 26.18 | 071 1) | 10.31 | 071 | 32.54 | 071 | 16.53 |
| 7.14 | | | 714 1) | 16.18 | | | | | 714 1) | 15.39 | | | | |
| 7.20 | | | 072 1) | 15.95 | 072 | 11.70 | 072 | 26.58 | 072 1) | 10.31 | 072 | 32.54 | 072 | 18.93 |
| 7.30 | | | 073 1) | 16.06 | 073 | 11.83 | 073 | 26.58 | 073 1) | 10.31 | 073 | 32.54 | 073 | 19.79 |
| 7.40 | | | 074 1) | 15.95 | 074 | 11.83 | 074 | 26.58 | 074 1) | 10.31 | 074 | 32.54 | 074 | 20.50 |
| 7.45 | | | | | | | 745 | 26.58 | 745 1) | 8.28 | | | | |
| 7.50 | | | 075 1) | 10.00 | 075 | 9.04 | 075 | 18.78 | 075 1) | 8.28 | 075 | 32.54 | 075 | 20.86 |
| 7.55 | | | | | | | | | | | 755 | 32.49 | | |
| 7.60 | | | 076 1) | 14.94 | 076 | 12.84 | 076 | 26.97 | 076 1) | 12.10 | 076 | 32.49 | 076 | 22.38 |
| 7.70 | | | 077 1) | 18.54 | 077 | 12.84 | 077 | 29.03 | 077 1) | 12.46 | 077 | 32.49 | 077 | 21.14 |
| 7.80 | | | 078 1) | 17.91 | 078 | 12.84 | 078 | 29.03 | 078 1) | 12.10 | 078 | 32.49 | 078 | 23.30 |
| 7.90 | | | 079 1) | 19.64 | 079 | 12.84 | 079 | 29.03 | 079 1) | 12.46 | 079 | 32.49 | 079 | 22.47 |
| 7.94 | | | 794 1) | 10.12 | | | | | 794 1) | 12.10 | | | | |
| 8.00 | 080 | 12.19 | 080 1) | 9.66 | 080 | 9.30 | 080 | 19.27 | 080 1) | 10.05 | 080 | 32.49 | 080 | 19.07 |
| 8.10 | | | 081 1) | 20.15 | 081 | 12.84 | 081 | 32.95 | 081 1) | 12.10 | 081 | 36.39 | 081 | 21.02 |
| 8.20 | | | 082 1) | 21.01 | 082 | 12.84 | 082 | 32.95 | 082 1) | 12.96 | 082 | 36.39 | 082 | 22.92 |
| 8.30 | | | 083 1) | 22.59 | 083 | 13.50 | 083 | 32.95 | 083 1) | 12.96 | 083 | 36.39 | 083 | 24.30 |
| 8.40 | | | 084 1) | 23.21 | 084 | 13.50 | 084 | 32.95 | 084 1) | 13.59 | 084 | 36.39 | 084 | 26.12 |
| 8.50 | | | 085 1) | 11.48 | 085 | 11.18 | 085 | 21.85 | 085 1) | 9.93 | 085 | 36.69 | 085 | 22.38 |
| 8.60 | | | 086 1) | 13.80 | 086 | 13.88 | 086 | 34.23 | 086 1) | 22.19 | 086 | 33.86 | 086 | 22.23 |
| 8.70 | | | 087 1) | 15.89 | 087 | 13.88 | 087 | 34.23 | 087 1) | 22.19 | 087 | 33.86 | 087 | 22.47 |
| 8.73 | | | 873 1) | 18.20 | | | | | 873 1) | 14.58 | | | | |
| 8.80 | | | 088 1) | 14.94 | 088 | 13.88 | 088 | 34.23 | 088 1) | 15.44 | 088 | 33.86 | 088 | 22.82 |
| 8.90 | | | 089 1) | 19.64 | 089 | 14.26 | 089 | 34.23 | 089 1) | 19.07 | 089 | 33.86 | 089 | 23.20 |
| 9.00 | | | 090 1) | 12.10 | 090 | 11.34 | 090 | 23.85 | 090 1) | 12.48 | 090 | 33.86 | 090 | 23.52 |
| 9.10 | | | 091 1) | 16.56 | 091 | 18.16 | 091 | 42.92 | 091 1) | 20.73 | 091 | 36.39 | 091 | 23.52 |
| 9.20 | | | 092 1) | 16.67 | 092 | 18.16 | 092 | 42.92 | 092 1) | 21.28 | 092 | 36.39 | 092 | 23.52 |
| 9.30 | | | 093 1) | 29.39 | 093 | 18.16 | 093 | 42.92 | 093 1) | 18.90 | 093 | 36.39 | 093 | 23.52 |
| 9.35 | | | | | | | 935 | 42.92 | 935 1) | 14.71 | | | | |
| 9.40 | | | 094 1) | 19.33 | 094 | 18.16 | 094 | 42.92 | 094 1) | 23.35 | 094 | 36.39 | 094 | 23.52 |
| 9.50 | | | 095 1) | 12.96 | 095 | 14.76 | 095 | 29.81 | 095 1) | 14.71 | 095 | 36.39 | 095 | 23.52 |
| 9.55 | | | | | | | | | | | 955 | 39.69 | | |
| 9.60 | | | 096 1) | 20.21 | 096 | 18.45 | 096 | 32.16 | 096 1) | 21.11 | 096 | 39.69 | 096 | 24.91 |
| 9.70 | | | 097 1) | 19.64 | 097 | 18.45 | 097 | 32.16 | 097 1) | 24.80 | 097 | 39.69 | 097 | 26.12 |
| 9.80 | | | 098 1) | 30.27 | 098 | 19.74 | 098 | 32.16 | 098 1) | 21.11 | 098 | 39.69 | 098 | 27.91 |
| 9.90 | | | 099 1) | 21.00 | 099 | 19.74 | 099 | 32.16 | 099 1) | 19.44 | 099 | 39.69 | 099 | 30.33 |
| 10.00 | 100 | 12.74 | 100 1) | 15.07 | 100 | 13.88 | 100 | 28.66 | 100 1) | 14.79 | 100 | 39.69 | 100 | 32.79 |
| 10.10 | | | 101 1) | 20.21 | | | 101 | 44.40 | 101 1) | 19.09 | 101 | 50.31 | 101 | 35.82 |
| 10.20 | | | 102 1) | 23.95 | 102 | 19.59 | 102 | 42.42 | 102 1) | 20.00 | 102 | 50.31 | 102 | 38.26 |
| 10.30 | | | 103 1) | 18.78 | | | 103 | 43.16 | 103 1) | 16.67 | 103 | 50.31 | 103 | 41.28 |
| 10.40 | | | 104 1) | 21.98 | | | 104 | 45.93 | 104 1) | 20.65 | 104 | 50.31 | 104 | 41.28 |
| 10.50 | | | 105 1) | 25.94 | 105 | 18.67 | 105 | 41.22 | 105 1) | 20.75 | 105 | 50.31 | 105 | 41.91 |
| 10.55 | | | | | | | | | 955 1) | 22.74 | | | | |
| 10.60 | | | | | | | 106 | 49.34 | | | 106 | 55.26 | | |
| 10.70 | | | | | | | 107 | 45.04 | | | 107 | 55.26 | | |
| 10.80 | | | | | 108 | 41.63 | 108 | 43.30 | | | 108 | 55.26 | | |
| 10.90 | | | | | | | 109 | 63.61 | | | 109 | 55.26 | | |
| 11.00 | | | 110 1) | 27.66 | 110 | 18.67 | 110 | 41.22 | 110 1) | 22.74 | 110 | 46.57 | 110 | 49.74 |
| 11.10 | | | | | | | 111 | 40.31 | | | 111 | 49.86 | | |
| 11.11 | | | 111 1) | 32.61 | | | | | 111 1) | 43.85 | | | | |
| 11.20 | | | | | | | | | 112 1) | 43.85 | 112 | 49.86 | | |
| 11.30 | | | | | | | | | 113 1) | 44.08 | 113 | 49.86 | | |
| 11.40 | | | | | | | | | 114 1) | 44.08 | 114 | 49.86 | | |
| 11.50 | | | 115 1) | 31.38 | 115 | 19.47 | 115 | 42.92 | 115 1) | 29.03 | 115 | 49.86 | 115 | 50.39 |
| 11.60 | | | | | | | | | 116 1) | 50.51 | 116 | 54.98 | | |
| 11.70 | | | | | | | 117 | 48.25 | | | 117 | 54.98 | | |
| 11.80 | | | | | 118 | 23.35 | 118 | 50.38 | | | 118 | 54.98 | | |
| 11.90 | | | | | | | 119 | 63.71 | | | 119 | 54.98 | | |
| 12.00 | 120 | 19.59 | 120 1) | 36.92 | 120 | 22.27 | 120 | 49.28 | 120 1) | 32.36 | 120 | 54.98 | 120 | 50.97 |
| 12.10 | | | | | | | 121 | 35.90 | | | 121 | 63.16 | | |
| 12.15 | | | | | | | | | 121 1) | 33.22 | | | | |
| 12.20 | | | | | | | 122 | 53.44 | | | 122 | 63.16 | | |
| 12.30 | | | 123 1) | 34.34 | 123 | 34.23 | 123 | 65.70 | 123 1) | 34.34 | 123 | 63.16 | | |
| 12.40 | | | | | | | 124 | 78.40 | | | 124 | 63.16 | | |
| 12.50 | | | 125 1) | 37.18 | 125 | 23.35 | 125 | 50.76 | 925 1) | 33.22 | 125 | 63.16 | 125 | 55.84 |
| 12.60 | | | | | | | 126 | 102.92 | | | 126 | 66.52 | | |
| 12.70 | | | 127 1) | 28.36 | | | 127 | 112.63 | 127 1) | 26.05 | 127 | 66.52 | | |
| 12.80 | | | | | 128 | 43.13 | 128 | 53.47 | | | 128 | 66.52 | | |
| 12.90 | | | | | | | 129 | 78.84 | | | 129 | 66.52 | | |
| 13.00 | | | 130 1) | 37.18 | 130 | 23.54 | 130 | 54.57 | 130 1) | 35.44 | 130 | 73.37 | 130 | 60.72 |
| 13.10 | | | | | | | | | 131 1) | 44.82 | | | | |
| 13.30 | | | | | | | | | 133 1) | 44.82 | | | | |
| 13.50 | | | 135 1) | 37.18 | 135 | 25.71 | 135 | 81.69 | 135 1) | 44.82 | 135 | 95.16 | 135 | 61.91 |
| 13.80 | | | | | 138 | 27.74 | | | | | | | | |
| 14.00 | | | 140 1) | 39.51 | 140 | 26.97 | 140 | 81.69 | 140 1) | 42.98 | 140 | 95.16 | 140 | 64.36 |
| 14.50 | | | | | 145 | 27.63 | 145 | 104.64 | | | 145 | 121.75 | | |
| 15.00 | | | | | 150 | 28.54 | 150 | 98.54 | | | 150 | 114.37 | | |
| 15.50 | | | | | 155 | 37.22 | 155 | 106.57 | | | 155 | 123.95 | | |
| 15.75 | | | | | 157 | 39.30 | | | | | | | | |
| 16.00 | 160 | 25.53 | | | 160 | 36.71 | 160 | 102.95 | | | 160 | 119.67 | | |
| 16.50 | | | | | 165 | 54.05 | 165 | 159.60 | | | 165 | 185.53 | | |
| 17.00 | | | | | 170 | 53.30 | 170 | 159.60 | | | 170 | 185.53 | | |
| 17.50 | | | | | 175 | 49.86 | 175 | 159.60 | | | 175 | 185.53 | | |
| 17.75 | | | | | 177 | 60.43 | | | | | | | | |
| 18.00 | | | | | 180 | 58.34 | 180 | 159.60 | | | 180 | 185.53 | | |
| 18.50 | | | | | 185 | 65.36 | 185 | 159.60 | | | 185 | 185.53 | | |
| 19.00 | | | | | 190 | 64.03 | 190 | 159.60 | | | 190 | 185.53 | | |
| 19.50 | | | | | 195 | 71.83 | 195 | 159.60 | | | 195 | 185.53 | | |
| 19.75 | | | | | 197 | 71.87 | | | | | | | | |
| 20.00 | 200 | 41.11 | | | 200 | 68.71 | 200 | 141.97 | | | 200 | 164.93 | | |

| | | | | | | | |
|---|---|---|---|---|---|---|---|
| P | ● | ● | ● | ● | ● | ● | ● |
| M | ○ | ● | ● | ● | ● | ● | ● |
| K | ● | ● | ● | ● | ● | ● | ● |
| N | ○ | ○ | ○ | ○ | ○ | ○ | ○ |
| S | | ○ | ● | ○ | ○ | ○ | ○ |
| H | | | ○ | | | | |
| O | | ○ | | ○ | ○ | ○ | ○ |

1) self-centering

**Ø DC** $_{h8}$ for Type UNI, WT and VX / **Ø DC**$_{h6}$ for Type NC-A

# Solid carbide drilling

## High Performance Drill, DIN 6537

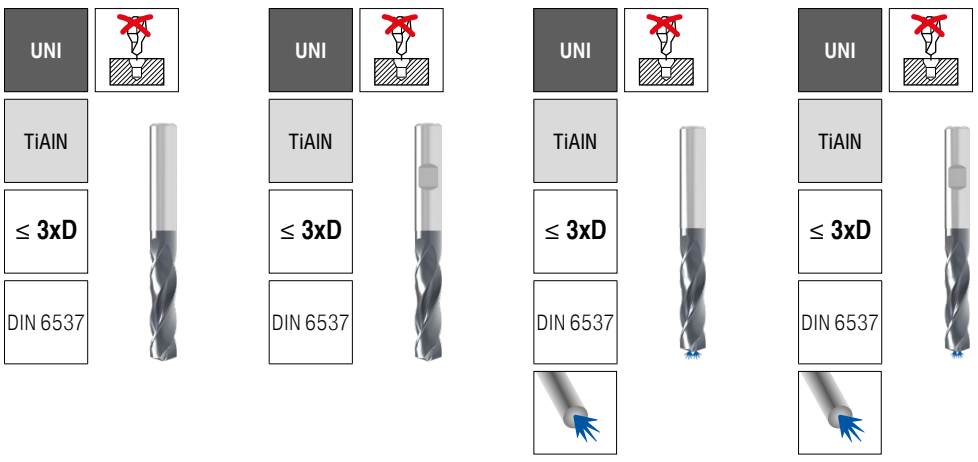


| DC h7 mm | 11 706 ... | £ | 11 707 ... | £ | 11 700 ... | £ | 11 701 ... | £ |
|---|---|---|---|---|---|---|---|---|
| 1.00 | 01000 | 23.00 | | | 01000 | 26.00 | | |
| 1.10 | 01100 | 23.00 | | | 01100 | 26.00 | | |
| 1.20 | 01200 | 23.00 | | | 01200 | 26.00 | | |
| 1.30 | 01300 | 23.00 | | | 01300 | 26.00 | | |
| 1.40 | 01400 | 23.00 | | | 01400 | 26.00 | | |
| 1.50 | 01500 | 23.00 | | | 01500 | 26.00 | | |
| 1.60 | 01600 | 23.00 | | | 01600 | 26.00 | | |
| 1.70 | 01700 | 23.00 | | | 01700 | 26.00 | | |
| 1.80 | 01800 | 23.00 | | | 01800 | 26.00 | | |
| 1.90 | 01900 | 23.00 | | | 01900 | 26.00 | | |
| 2.00 | 02000 | 21.00 | | | 02000 | 26.00 | | |
| 2.10 | 02100 | 21.00 | | | 02100 | 26.00 | | |
| 2.20 | 02200 | 21.00 | | | 02200 | 26.00 | | |
| 2.30 | 02300 | 21.00 | | | 02300 | 26.00 | | |
| 2.40 | 02400 | 21.00 | | | 02400 | 26.00 | | |
| 2.50 | 02500 | 21.00 | | | 02500 | 26.00 | | |
| 2.60 | 02600 | 21.00 | | | 02600 | 26.00 | | |
| 2.70 | 02700 | 21.00 | | | 02700 | 26.00 | | |
| 2.80 | 02800 | 21.00 | | | 02800 | 26.00 | | |
| 2.90 | 02900 | 21.00 | | | 02900 | 26.00 | | |
| 3.00 | 03000 | 20.00 | 03000 | 20.00 | 03000 | 22.00 | 03000 | 22.00 |
| 3.10 | 03100 | 20.00 | 03100 | 20.00 | 03100 | 22.00 | 03100 | 22.00 |
| 3.20 | 03200 | 20.00 | 03200 | 20.00 | 03200 | 22.00 | 03200 | 22.00 |
| 3.25 | 03250 | 20.00 | 03250 | 20.00 | 03250 | 22.00 | 03250 | 22.00 |
| 3.30 | 03300 | 20.00 | 03300 | 20.00 | 03300 | 22.00 | 03300 | 22.00 |
| 3.40 | 03400 | 20.00 | 03400 | 20.00 | 03400 | 22.00 | 03400 | 22.00 |
| 3.50 | 03500 | 20.00 | 03500 | 20.00 | 03500 | 22.00 | 03500 | 22.00 |
| 3.60 | 03600 | 20.00 | 03600 | 20.00 | 03600 | 22.00 | 03600 | 22.00 |
| 3.70 | 03700 | 20.00 | 03700 | 20.00 | 03700 | 22.00 | 03700 | 22.00 |
| 3.80 | 03800 | 20.00 | 03800 | 20.00 | 03800 | 22.00 | 03800 | 22.00 |
| 3.90 | 03900 | 20.00 | 03900 | 20.00 | 03900 | 22.00 | 03900 | 22.00 |
| 4.00 | 04000 | 20.00 | 04000 | 20.00 | 04000 | 22.00 | 04000 | 22.00 |
| 4.10 | 04100 | 20.00 | 04100 | 20.00 | 04100 | 22.00 | 04100 | 22.00 |
| 4.20 | 04200 | 20.00 | 04200 | 20.00 | 04200 | 22.00 | 04200 | 22.00 |
| 4.30 | 04300 | 20.00 | 04300 | 20.00 | 04300 | 22.00 | 04300 | 22.00 |
| 4.40 | 04400 | 20.00 | 04400 | 20.00 | 04400 | 22.00 | 04400 | 22.00 |
| 4.50 | 04500 | 20.00 | 04500 | 20.00 | 04500 | 22.00 | 04500 | 22.00 |
| 4.60 | 04600 | 20.00 | 04600 | 20.00 | 04600 | 22.00 | 04600 | 22.00 |
| 4.65 | 04650 | 20.00 | 04650 | 20.00 | 04650 | 22.00 | 04650 | 22.00 |
| 4.70 | 04700 | 20.00 | 04700 | 20.00 | 04700 | 22.00 | 04700 | 22.00 |
| 4.80 | 04800 | 20.00 | 04800 | 20.00 | 04800 | 22.00 | 04800 | 22.00 |
| 4.90 | 04900 | 20.00 | 04900 | 20.00 | 04900 | 22.00 | 04900 | 22.00 |
| 5.00 | 05000 | 20.00 | 05000 | 20.00 | 05000 | 22.00 | 05000 | 22.00 |
| 5.10 | 05100 | 20.00 | 05100 | 20.00 | 05100 | 22.00 | 05100 | 22.00 |
| 5.20 | 05200 | 20.00 | 05200 | 20.00 | 05200 | 22.00 | 05200 | 22.00 |
| 5.30 | 05300 | 20.00 | 05300 | 20.00 | 05300 | 22.00 | 05300 | 22.00 |
| 5.40 | 05400 | 20.00 | 05400 | 20.00 | 05400 | 22.00 | 05400 | 22.00 |
| 5.50 | 05500 | 20.00 | 05500 | 20.00 | 05500 | 22.00 | 05500 | 22.00 |
| 5.55 | 05550 | 20.00 | 05550 | 20.00 | 05550 | 22.00 | 05550 | 22.00 |
| 5.60 | 05600 | 20.00 | 05600 | 20.00 | 05600 | 22.00 | 05600 | 22.00 |
| 5.65 | 05650 | 20.00 | 05650 | 20.00 | 05650 | 22.00 | 05650 | 22.00 |
| 5.70 | 05700 | 20.00 | 05700 | 20.00 | 05700 | 22.00 | 05700 | 22.00 |
| 5.80 | 05800 | 20.00 | 05800 | 20.00 | 05800 | 22.00 | 05800 | 22.00 |
| 5.90 | 05900 | 20.00 | 05900 | 20.00 | 05900 | 22.00 | 05900 | 22.00 |
| 6.00 | 06000 | 20.00 | 06000 | 20.00 | 06000 | 22.00 | 06000 | 22.00 |
| 6.10 | 06100 | 20.00 | 06100 | 20.00 | 06100 | 31.00 | 06100 | 31.00 |
| 6.20 | 06200 | 20.00 | 06200 | 20.00 | 06200 | 31.00 | 06200 | 31.00 |
| 6.30 | 06300 | 20.00 | 06300 | 20.00 | 06300 | 31.00 | 06300 | 31.00 |
| 6.40 | 06400 | 20.00 | 06400 | 20.00 | 06400 | 31.00 | 06400 | 31.00 |
| 6.50 | 06500 | 20.00 | 06500 | 20.00 | 06500 | 31.00 | 06500 | 31.00 |
| 6.60 | 06600 | 20.00 | 06600 | 20.00 | 06600 | 31.00 | 06600 | 31.00 |
| 6.70 | 06700 | 20.00 | 06700 | 20.00 | 06700 | 31.00 | 06700 | 31.00 |
| 6.80 | 06800 | 20.00 | 06800 | 20.00 | 06800 | 31.00 | 06800 | 31.00 |
| 6.90 | 06900 | 20.00 | 06900 | 20.00 | 06900 | 31.00 | 06900 | 31.00 |
| 7.00 | 07000 | 20.00 | 07000 | 20.00 | 07000 | 31.00 | 07000 | 31.00 |
| 7.10 | 07100 | 20.00 | 07100 | 20.00 | 07100 | 31.00 | 07100 | 31.00 |
| 7.20 | 07200 | 20.00 | 07200 | 20.00 | 07200 | 31.00 | 07200 | 31.00 |
| 7.30 | 07300 | 20.00 | 07300 | 20.00 | 07300 | 31.00 | 07300 | 31.00 |
| 7.40 | 07400 | 20.00 | 07400 | 20.00 | 07400 | 31.00 | 07400 | 31.00 |
| 7.50 | 07500 | 20.00 | 07500 | 20.00 | 07500 | 31.00 | 07500 | 31.00 |
| 7.55 | 07550 | 20.00 | 07550 | 20.00 | 07550 | 31.00 | 07550 | 31.00 |
| 7.60 | 07600 | 20.00 | 07600 | 20.00 | 07600 | 31.00 | 07600 | 31.00 |
| 7.65 | 07650 | 20.00 | 07650 | 20.00 | 07650 | 31.00 | 07650 | 31.00 |
| 7.70 | 07700 | 20.00 | 07700 | 20.00 | 07700 | 31.00 | 07700 | 31.00 |
| 7.80 | 07800 | 20.00 | 07800 | 20.00 | 07800 | 31.00 | 07800 | 31.00 |
| 7.90 | 07900 | 20.00 | 07900 | 20.00 | 07900 | 31.00 | 07900 | 31.00 |
| 8.00 | 08000 | 20.00 | 08000 | 20.00 | 08000 | 31.00 | 08000 | 31.00 |
| 8.10 | 08100 | 23.00 | 08100 | 23.00 | 08100 | 35.00 | 08100 | 35.00 |
| 8.20 | 08200 | 23.00 | 08200 | 23.00 | 08200 | 35.00 | 08200 | 35.00 |
| 8.30 | 08300 | 23.00 | 08300 | 23.00 | 08300 | 35.00 | 08300 | 35.00 |
| 8.40 | 08400 | 23.00 | 08400 | 23.00 | 08400 | 35.00 | 08400 | 35.00 |
| 8.50 | 08500 | 23.00 | 08500 | 23.00 | 08500 | 35.00 | 08500 | 35.00 |
| 8.60 | 08600 | 23.00 | 08600 | 23.00 | 08600 | 35.00 | 08600 | 35.00 |
| 8.70 | 08700 | 23.00 | 08700 | 23.00 | 08700 | 35.00 | 08700 | 35.00 |
| 8.80 | 08800 | 23.00 | 08800 | 23.00 | 08800 | 35.00 | 08800 | 35.00 |
| 8.90 | 08900 | 23.00 | 08900 | 23.00 | 08900 | 35.00 | 08900 | 35.00 |
| 9.00 | 09000 | 23.00 | 09000 | 23.00 | 09000 | 35.00 | 09000 | 35.00 |
| P | ● | | ● | | ● | | ● | |
| M | | | | | ● | | ● | |
| K | ● | | ● | | ● | | ● | |
| N | | | | | ○ | | ○ | |
| S | | | | | | | | |
| H | | | | | | | | |
| O | | | | | | | | |



Customer Service Centre
Freephone: 0800 073 2 073 / Freefax: 0800 073 2 074

Ordering via the Online Shop
http://cuttingtools.ceratizit.com

## High Performance Drill, DIN 6537

UNI | TiAlN | ≤ 3xD | DIN 6537

NEW

HA

WNT \ Standard

UNI | TiAlN | ≤ 3xD | DIN 6537

NEW

HB

WNT \ Standard

UNI | TiAlN | ≤ 3xD | DIN 6537

NEW

HA

WNT \ Standard

UNI | TiAlN | ≤ 3xD | DIN 6537

NEW

HB

WNT \ Standard

| DC h7 mm | 11 706 ... | £ | 11 707 ... | £ | 11 700 ... | £ | 11 701 ... | £ |
|---|---|---|---|---|---|---|---|---|
| 9.1 | 09100 | 23.00 | 09100 | 23.00 | 09100 | 35.00 | 09100 | 35.00 |
| 9.2 | 09200 | 23.00 | 09200 | 23.00 | 09200 | 35.00 | 09200 | 35.00 |
| 9.3 | 09300 | 23.00 | 09300 | 23.00 | 09300 | 35.00 | 09300 | 35.00 |
| 9.4 | 09400 | 23.00 | 09400 | 23.00 | 09400 | 35.00 | 09400 | 35.00 |
| 9.5 | 09500 | 23.00 | 09500 | 23.00 | 09500 | 35.00 | 09500 | 35.00 |
| 9.6 | 09600 | 23.00 | 09600 | 23.00 | 09600 | 35.00 | 09600 | 35.00 |
| 9.7 | 09700 | 23.00 | 09700 | 23.00 | 09700 | 35.00 | 09700 | 35.00 |
| 9.8 | 09800 | 23.00 | 09800 | 23.00 | 09800 | 35.00 | 09800 | 35.00 |
| 9.9 | 09900 | 23.00 | 09900 | 23.00 | 09900 | 35.00 | 09900 | 35.00 |
| 10.0 | 10000 | 23.00 | 10000 | 23.00 | 10000 | 35.00 | 10000 | 35.00 |
| 10.1 | 10100 | 35.00 | 10100 | 35.00 | 10100 | 50.00 | 10100 | 50.00 |
| 10.2 | 10200 | 35.00 | 10200 | 35.00 | 10200 | 50.00 | 10200 | 50.00 |
| 10.3 | 10300 | 35.00 | 10300 | 35.00 | 10300 | 50.00 | 10300 | 50.00 |
| 10.4 | 10400 | 35.00 | 10400 | 35.00 | 10400 | 50.00 | 10400 | 50.00 |
| 10.5 | 10500 | 35.00 | 10500 | 35.00 | 10500 | 50.00 | 10500 | 50.00 |
| 10.6 | 10600 | 35.00 | 10600 | 35.00 | 10600 | 50.00 | 10600 | 50.00 |
| 10.7 | 10700 | 35.00 | 10700 | 35.00 | 10700 | 50.00 | 10700 | 50.00 |
| 10.8 | 10800 | 35.00 | 10800 | 35.00 | 10800 | 50.00 | 10800 | 50.00 |
| 10.9 | 10900 | 35.00 | 10900 | 35.00 | 10900 | 50.00 | 10900 | 50.00 |
| 11.0 | 11000 | 35.00 | 11000 | 35.00 | 11000 | 50.00 | 11000 | 50.00 |
| 11.1 | 11100 | 35.00 | 11100 | 35.00 | 11100 | 50.00 | 11100 | 50.00 |
| 11.2 | 11200 | 35.00 | 11200 | 35.00 | 11200 | 50.00 | 11200 | 50.00 |
| 11.3 | 11300 | 35.00 | 11300 | 35.00 | 11300 | 50.00 | 11300 | 50.00 |
| 11.4 | 11400 | 35.00 | 11400 | 35.00 | 11400 | 50.00 | 11400 | 50.00 |
| 11.5 | 11500 | 35.00 | 11500 | 35.00 | 11500 | 50.00 | 11500 | 50.00 |
| 11.6 | 11600 | 35.00 | 11600 | 35.00 | 11600 | 50.00 | 11600 | 50.00 |
| 11.7 | 11700 | 35.00 | 11700 | 35.00 | 11700 | 50.00 | 11700 | 50.00 |
| 11.8 | 11800 | 35.00 | 11800 | 35.00 | 11800 | 50.00 | 11800 | 50.00 |
| 11.9 | 11900 | 35.00 | 11900 | 35.00 | 11900 | 50.00 | 11900 | 50.00 |
| 12.0 | 12000 | 35.00 | 12000 | 35.00 | 12000 | 50.00 | 12000 | 50.00 |
| 12.2 | 12200 | 47.00 | 12200 | 47.00 | 12200 | 67.00 | 12200 | 67.00 |
| 12.3 | | | | | 12300 | 67.00 | 12300 | 67.00 |
| 12.5 | 12500 | 47.00 | 12500 | 47.00 | 12500 | 67.00 | 12500 | 67.00 |
| 12.7 | | | | | 12700 | 67.00 | 12700 | 67.00 |
| 12.8 | 12800 | 47.00 | 12800 | 47.00 | 12800 | 67.00 | 12800 | 67.00 |
| 12.9 | | | | | 12900 | 67.00 | 12900 | 67.00 |
| 13.0 | 13000 | 47.00 | 13000 | 47.00 | 13000 | 67.00 | 13000 | 67.00 |
| 13.1 | 13100 | 47.00 | 13100 | 47.00 | | | | |
| 13.5 | 13500 | 47.00 | 13500 | 47.00 | 13500 | 67.00 | 13500 | 67.00 |
| 13.8 | 13800 | 47.00 | 13800 | 47.00 | 13800 | 67.00 | 13800 | 67.00 |
| 14.0 | 14000 | 47.00 | 14000 | 47.00 | 14000 | 67.00 | 14000 | 67.00 |
| 14.2 | 14200 | 60.00 | 14200 | 60.00 | 14200 | 87.00 | 14200 | 87.00 |
| 14.4 | 14400 | 60.00 | 14400 | 60.00 | 14400 | 87.00 | 14400 | 87.00 |
| 14.5 | 14500 | 60.00 | 14500 | 60.00 | 14500 | 87.00 | 14500 | 87.00 |
| 14.8 | 14800 | 60.00 | 14800 | 60.00 | 14800 | 87.00 | 14800 | 87.00 |
| 15.0 | 15000 | 60.00 | 15000 | 60.00 | 15000 | 87.00 | 15000 | 87.00 |
| 15.1 | 15100 | 60.00 | 15100 | 60.00 | 15100 | 87.00 | 15100 | 87.00 |
| 15.2 | 15200 | 60.00 | 15200 | 60.00 | 15200 | 87.00 | 15200 | 87.00 |
| 15.5 | 15500 | 60.00 | 15500 | 60.00 | 15500 | 87.00 | 15500 | 87.00 |
| 15.8 | 15800 | 60.00 | 15800 | 60.00 | 15800 | 87.00 | 15800 | 87.00 |
| 16.0 | 16000 | 60.00 | 16000 | 60.00 | 16000 | 87.00 | 16000 | 87.00 |
| 16.5 | 16500 | 103.00 | 16500 | 103.00 | 16500 | 131.00 | 16500 | 131.00 |
| 17.0 | 17000 | 103.00 | 17000 | 103.00 | 17000 | 131.00 | 17000 | 131.00 |
| 17.5 | 17500 | 103.00 | 17500 | 103.00 | 17500 | 131.00 | 17500 | 131.00 |
| 18.0 | 18000 | 103.00 | 18000 | 103.00 | 18000 | 131.00 | 18000 | 131.00 |
| 18.5 | 18500 | 113.00 | 18500 | 113.00 | 18500 | 145.00 | 18500 | 145.00 |
| 18.9 | 18900 | 113.00 | 18900 | 113.00 | 18900 | 145.00 | 18900 | 145.00 |
| 19.0 | 19000 | 113.00 | 19000 | 113.00 | 19000 | 145.00 | 19000 | 145.00 |
| 19.3 | | | | | 19300 | 145.00 | 19300 | 145.00 |
| 19.5 | 19500 | 113.00 | 19500 | 113.00 | 19500 | 145.00 | 19500 | 145.00 |
| 20.0 | 20000 | 113.00 | 20000 | 113.00 | 20000 | 145.00 | 20000 | 145.00 |
| P | ● | | ● | | ● | | ● | |
| M | | | | | ● | | ● | |
| K | ● | | ● | | ● | | ● | |
| N | | | | | ○ | | ○ | |
| S | | | | | | | | |
| H | | | | | | | | |
| O | | | | | | | | |

## High Performance Drill, DIN 6537

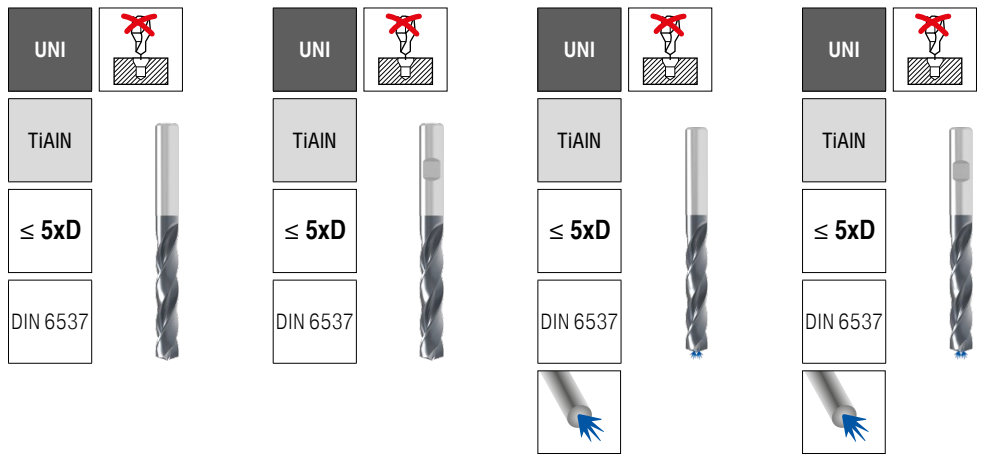


| DC h7 mm | 11 710 ... | £ | 11 709 ... | £ | 11 702 ... | £ | 11 703 ... | £ |
|---|---|---|---|---|---|---|---|---|
| 1.00 | | | | | 01000 | 30.00 | | |
| 1.10 | | | | | 01100 | 30.00 | | |
| 1.20 | | | | | 01200 | 30.00 | | |
| 1.30 | | | | | 01300 | 30.00 | | |
| 1.40 | | | | | 01400 | 30.00 | | |
| 1.50 | | | | | 01500 | 30.00 | | |
| 1.60 | | | | | 01600 | 30.00 | | |
| 1.70 | | | | | 01700 | 30.00 | | |
| 1.80 | | | | | 01800 | 30.00 | | |
| 1.90 | | | | | 01900 | 30.00 | | |
| 2.00 | | | | | 02000 | 30.00 | | |
| 2.10 | | | | | 02100 | 30.00 | | |
| 2.20 | | | | | 02200 | 30.00 | | |
| 2.30 | | | | | 02300 | 30.00 | | |
| 2.40 | | | | | 02400 | 30.00 | | |
| 2.50 | | | | | 02500 | 30.00 | | |
| 2.60 | | | | | 02600 | 30.00 | | |
| 2.70 | | | | | 02700 | 30.00 | | |
| 2.80 | | | | | 02800 | 30.00 | | |
| 2.90 | | | | | 02900 | 30.00 | | |
| 3.00 | 03000 | 25.00 | 03000 | 25.00 | 03000 | 30.00 | 03000 | 30.00 |
| 3.10 | 03100 | 25.00 | 03100 | 25.00 | 03100 | 30.00 | 03100 | 30.00 |
| 3.20 | 03200 | 25.00 | 03200 | 25.00 | 03200 | 30.00 | 03200 | 30.00 |
| 3.25 | 03250 | 25.00 | 03250 | 25.00 | 03250 | 30.00 | 03250 | 30.00 |
| 3.30 | 03300 | 25.00 | 03300 | 25.00 | 03300 | 30.00 | 03300 | 30.00 |
| 3.40 | 03400 | 25.00 | 03400 | 25.00 | 03400 | 30.00 | 03400 | 30.00 |
| 3.50 | 03500 | 25.00 | 03500 | 25.00 | 03500 | 30.00 | 03500 | 30.00 |
| 3.60 | 03600 | 25.00 | 03600 | 25.00 | 03600 | 30.00 | 03600 | 30.00 |
| 3.70 | 03700 | 25.00 | 03700 | 25.00 | 03700 | 30.00 | 03700 | 30.00 |
| 3.80 | 03800 | 25.00 | 03800 | 25.00 | 03800 | 30.00 | 03800 | 30.00 |
| 3.85 | | | | | 03850 | 30.00 | 03850 | 30.00 |
| 3.90 | 03900 | 25.00 | 03900 | 25.00 | 03900 | 30.00 | 03900 | 30.00 |
| 4.00 | 04000 | 25.00 | 04000 | 25.00 | 04000 | 30.00 | 04000 | 30.00 |
| 4.10 | 04100 | 25.00 | 04100 | 25.00 | 04100 | 30.00 | 04100 | 30.00 |
| 4.20 | 04200 | 25.00 | 04200 | 25.00 | 04200 | 30.00 | 04200 | 30.00 |
| 4.30 | 04300 | 25.00 | 04300 | 25.00 | 04300 | 30.00 | 04300 | 30.00 |
| 4.40 | 04400 | 25.00 | 04400 | 25.00 | 04400 | 30.00 | 04400 | 30.00 |
| 4.50 | 04500 | 25.00 | 04500 | 25.00 | 04500 | 30.00 | 04500 | 30.00 |
| 4.60 | 04600 | 25.00 | 04600 | 25.00 | 04600 | 30.00 | 04600 | 30.00 |
| 4.65 | 04650 | 25.00 | 04650 | 25.00 | 04650 | 30.00 | 04650 | 30.00 |
| 4.70 | 04700 | 25.00 | 04700 | 25.00 | 04700 | 30.00 | 04700 | 30.00 |
| 4.80 | 04800 | 25.00 | 04800 | 25.00 | 04800 | 30.00 | 04800 | 30.00 |
| 4.90 | 04900 | 25.00 | 04900 | 25.00 | 04900 | 30.00 | 04900 | 30.00 |
| 5.00 | 05000 | 25.00 | 05000 | 25.00 | 05000 | 30.00 | 05000 | 30.00 |
| 5.10 | 05100 | 25.00 | 05100 | 25.00 | 05100 | 30.00 | 05100 | 30.00 |
| 5.20 | 05200 | 25.00 | 05200 | 25.00 | 05200 | 30.00 | 05200 | 30.00 |
| 5.30 | 05300 | 25.00 | 05300 | 25.00 | 05300 | 30.00 | 05300 | 30.00 |
| 5.40 | 05400 | 25.00 | 05400 | 25.00 | 05400 | 30.00 | 05400 | 30.00 |
| 5.50 | 05500 | 25.00 | 05500 | 25.00 | 05500 | 30.00 | 05500 | 30.00 |
| 5.55 | 05550 | 25.00 | 05550 | 25.00 | 05550 | 30.00 | 05550 | 30.00 |
| 5.60 | 05600 | 25.00 | 05600 | 25.00 | 05600 | 30.00 | 05600 | 30.00 |
| 5.65 | 05650 | 25.00 | 05650 | 25.00 | 05650 | 30.00 | 05650 | 30.00 |
| 5.70 | 05700 | 25.00 | 05700 | 25.00 | 05700 | 30.00 | 05700 | 30.00 |
| 5.80 | 05800 | 25.00 | 05800 | 25.00 | 05800 | 30.00 | 05800 | 30.00 |
| 5.90 | 05900 | 25.00 | 05900 | 25.00 | 05900 | 30.00 | 05900 | 30.00 |
| 6.00 | 06000 | 25.00 | 06000 | 25.00 | 06000 | 30.00 | 06000 | 30.00 |
| 6.10 | 06100 | 25.00 | 06100 | 25.00 | 06100 | 34.00 | 06100 | 34.00 |
| 6.20 | 06200 | 25.00 | 06200 | 25.00 | 06200 | 34.00 | 06200 | 34.00 |
| 6.30 | 06300 | 25.00 | 06300 | 25.00 | 06300 | 34.00 | 06300 | 34.00 |
| 6.40 | 06400 | 25.00 | 06400 | 25.00 | 06400 | 34.00 | 06400 | 34.00 |
| 6.50 | 06500 | 25.00 | 06500 | 25.00 | 06500 | 34.00 | 06500 | 34.00 |
| 6.60 | 06600 | 25.00 | 06600 | 25.00 | 06600 | 34.00 | 06600 | 34.00 |
| 6.70 | 06700 | 25.00 | 06700 | 25.00 | 06700 | 34.00 | 06700 | 34.00 |
| 6.80 | 06800 | 25.00 | 06800 | 25.00 | 06800 | 34.00 | 06800 | 34.00 |
| 6.90 | 06900 | 25.00 | 06900 | 25.00 | 06900 | 34.00 | 06900 | 34.00 |
| 7.00 | 07000 | 25.00 | 07000 | 25.00 | 07000 | 34.00 | 07000 | 34.00 |
| 7.10 | 07100 | 25.00 | 07100 | 25.00 | 07100 | 34.00 | 07100 | 34.00 |
| 7.20 | 07200 | 25.00 | 07200 | 25.00 | 07200 | 34.00 | 07200 | 34.00 |
| 7.30 | 07300 | 25.00 | 07300 | 25.00 | 07300 | 34.00 | 07300 | 34.00 |
| 7.40 | 07400 | 25.00 | 07400 | 25.00 | 07400 | 34.00 | 07400 | 34.00 |
| 7.50 | 07500 | 25.00 | 07500 | 25.00 | 07500 | 34.00 | 07500 | 34.00 |
| 7.55 | 07550 | 25.00 | 07550 | 25.00 | 07550 | 34.00 | 07550 | 34.00 |
| 7.60 | 07600 | 25.00 | 07600 | 25.00 | 07600 | 34.00 | 07600 | 34.00 |
| 7.65 | 07650 | 25.00 | 07650 | 25.00 | 07650 | 34.00 | 07650 | 34.00 |
| 7.70 | 07700 | 25.00 | 07700 | 25.00 | 07700 | 34.00 | 07700 | 34.00 |
| 7.80 | 07800 | 25.00 | 07800 | 25.00 | 07800 | 34.00 | 07800 | 34.00 |
| 7.90 | 07900 | 25.00 | 07900 | 25.00 | 07900 | 34.00 | 07900 | 34.00 |
| 8.00 | 08000 | 25.00 | 08000 | 25.00 | 08000 | 34.00 | 08000 | 34.00 |
| 8.10 | 08100 | 27.00 | 08100 | 27.00 | 08100 | 39.00 | 08100 | 39.00 |
| 8.20 | 08200 | 27.00 | 08200 | 27.00 | 08200 | 39.00 | 08200 | 39.00 |
| 8.30 | 08300 | 27.00 | 08300 | 27.00 | 08300 | 39.00 | 08300 | 39.00 |
| 8.40 | 08400 | 27.00 | 08400 | 27.00 | 08400 | 39.00 | 08400 | 39.00 |
| 8.50 | 08500 | 27.00 | 08500 | 27.00 | 08500 | 39.00 | 08500 | 39.00 |
| 8.60 | 08600 | 27.00 | 08600 | 27.00 | 08600 | 39.00 | 08600 | 39.00 |
| 8.70 | 08700 | 27.00 | 08700 | 27.00 | 08700 | 39.00 | 08700 | 39.00 |
| 8.80 | 08800 | 27.00 | 08800 | 27.00 | 08800 | 39.00 | 08800 | 39.00 |
| 8.90 | 08900 | 27.00 | 08900 | 27.00 | 08900 | 39.00 | 08900 | 39.00 |
| 9.00 | 09000 | 27.00 | 09000 | 27.00 | 09000 | 39.00 | 09000 | 39.00 |
| P | ● | | ● | | ● | | ● | |
| M | | | | | ● | | ● | |
| K | ● | | ● | | ● | | ● | |
| N | | | | | ○ | | ○ | |
| S | | | | | | | | |
| H | | | | | | | | |
| O | | | | | | | | |



Customer Service Centre
Freephone: 0800 073 2 073 / Freefax: 0800 073 2 074

Ordering via the Online Shop
http://cuttingtools.ceratizit.com

## High Performance Drill, DIN 6537

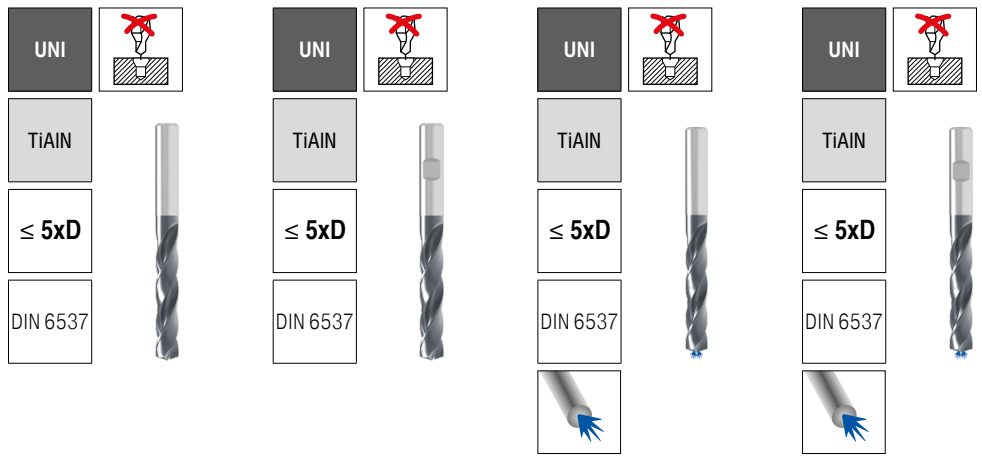


| DC h7 mm | NEW HA WNT \ Standard 11 710 ... | £ | NEW HB WNT \ Standard 11 709 ... | £ | NEW HA WNT \ Standard 11 702 ... | £ | NEW HB WNT \ Standard 11 703 ... | £ |
|---|---|---|---|---|---|---|---|---|
| 9.10 | 09100 | 27.00 | 09100 | 27.00 | 09100 | 39.00 | 09100 | 39.00 |
| 9.20 | 09200 | 27.00 | 09200 | 27.00 | 09200 | 39.00 | 09200 | 39.00 |
| 9.30 | 09300 | 27.00 | 09300 | 27.00 | 09300 | 39.00 | 09300 | 39.00 |
| 9.40 | 09400 | 27.00 | 09400 | 27.00 | 09400 | 39.00 | 09400 | 39.00 |
| 9.50 | 09500 | 27.00 | 09500 | 27.00 | 09500 | 39.00 | 09500 | 39.00 |
| 9.55 | | | | | 09550 | 39.00 | 09550 | 39.00 |
| 9.60 | 09600 | 27.00 | 09600 | 27.00 | 09600 | 39.00 | 09600 | 39.00 |
| 9.70 | 09700 | 27.00 | 09700 | 27.00 | 09700 | 39.00 | 09700 | 39.00 |
| 9.80 | 09800 | 27.00 | 09800 | 27.00 | 09800 | 39.00 | 09800 | 39.00 |
| 9.90 | 09900 | 27.00 | 09900 | 27.00 | 09900 | 39.00 | 09900 | 39.00 |
| 10.00 | 10000 | 27.00 | 10000 | 27.00 | 10000 | 39.00 | 10000 | 39.00 |
| 10.10 | 10100 | 41.00 | 10100 | 41.00 | 10100 | 58.00 | 10100 | 58.00 |
| 10.20 | 10200 | 41.00 | 10200 | 41.00 | 10200 | 58.00 | 10200 | 58.00 |
| 10.30 | 10300 | 41.00 | 10300 | 41.00 | 10300 | 58.00 | 10300 | 58.00 |
| 10.40 | 10400 | 41.00 | 10400 | 41.00 | 10400 | 58.00 | 10400 | 58.00 |
| 10.50 | 10500 | 41.00 | 10500 | 41.00 | 10500 | 58.00 | 10500 | 58.00 |
| 10.60 | 10600 | 41.00 | 10600 | 41.00 | 10600 | 58.00 | 10600 | 58.00 |
| 10.70 | 10700 | 41.00 | 10700 | 41.00 | 10700 | 58.00 | 10700 | 58.00 |
| 10.80 | 10800 | 41.00 | 10800 | 41.00 | 10800 | 58.00 | 10800 | 58.00 |
| 10.90 | 10900 | 41.00 | 10900 | 41.00 | 10900 | 58.00 | 10900 | 58.00 |
| 11.00 | 11000 | 41.00 | 11000 | 41.00 | 11000 | 58.00 | 11000 | 58.00 |
| 11.10 | 11100 | 41.00 | 11100 | 41.00 | 11100 | 58.00 | 11100 | 58.00 |
| 11.20 | 11200 | 41.00 | 11200 | 41.00 | 11200 | 58.00 | 11200 | 58.00 |
| 11.30 | 11300 | 41.00 | 11300 | 41.00 | 11300 | 58.00 | 11300 | 58.00 |
| 11.40 | 11400 | 41.00 | 11400 | 41.00 | 11400 | 58.00 | 11400 | 58.00 |
| 11.50 | 11500 | 41.00 | 11500 | 41.00 | 11500 | 58.00 | 11500 | 58.00 |
| 11.60 | 11600 | 41.00 | 11600 | 41.00 | 11600 | 58.00 | 11600 | 58.00 |
| 11.70 | 11700 | 41.00 | 11700 | 41.00 | 11700 | 58.00 | 11700 | 58.00 |
| 11.80 | 11800 | 41.00 | 11800 | 41.00 | 11800 | 58.00 | 11800 | 58.00 |
| 11.90 | 11900 | 41.00 | 11900 | 41.00 | 11900 | 58.00 | 11900 | 58.00 |
| 12.00 | 12000 | 41.00 | 12000 | 41.00 | 12000 | 58.00 | 12000 | 58.00 |
| 12.10 | 12100 | 54.00 | 12100 | 54.00 | 12100 | 74.00 | 12100 | 74.00 |
| 12.20 | 12200 | 54.00 | 12200 | 54.00 | 12200 | 74.00 | 12200 | 74.00 |
| 12.40 | | | | | 12400 | 74.00 | 12400 | 74.00 |
| 12.50 | 12500 | 54.00 | 12500 | 54.00 | 12500 | 74.00 | 12500 | 74.00 |
| 12.60 | | | | | 12600 | 74.00 | 12600 | 74.00 |
| 12.80 | 12800 | 54.00 | 12800 | 54.00 | 12800 | 74.00 | 12800 | 74.00 |
| 13.00 | 13000 | 54.00 | 13000 | 54.00 | 13000 | 74.00 | 13000 | 74.00 |
| 13.10 | | | | | 13100 | 74.00 | 13100 | 74.00 |
| 13.20 | 13200 | 54.00 | 13200 | 54.00 | 13200 | 74.00 | 13200 | 74.00 |
| 13.30 | | | | | 13300 | 74.00 | 13300 | 74.00 |
| 13.50 | 13500 | 54.00 | 13500 | 54.00 | 13500 | 74.00 | 13500 | 74.00 |
| 13.80 | 13800 | 54.00 | 13800 | 54.00 | 13800 | 74.00 | 13800 | 74.00 |
| 14.00 | 14000 | 54.00 | 14000 | 54.00 | 14000 | 74.00 | 14000 | 74.00 |
| 14.20 | 14200 | 70.00 | 14200 | 70.00 | 14200 | 95.00 | 14200 | 95.00 |
| 14.30 | | | | | 14300 | 95.00 | 14300 | 95.00 |
| 14.40 | 14400 | 70.00 | 14400 | 70.00 | 14400 | 95.00 | 14400 | 95.00 |
| 14.50 | 14500 | 70.00 | 14500 | 70.00 | 14500 | 95.00 | 14500 | 95.00 |
| 14.80 | 14800 | 70.00 | 14800 | 70.00 | 14800 | 95.00 | 14800 | 95.00 |
| 15.00 | 15000 | 70.00 | 15000 | 70.00 | 15000 | 95.00 | 15000 | 95.00 |
| 15.10 | | | | | 15100 | 95.00 | 15100 | 95.00 |
| 15.20 | 15200 | 70.00 | 15200 | 70.00 | 15200 | 95.00 | 15200 | 95.00 |
| 15.25 | | | | | 15250 | 95.00 | 15250 | 95.00 |
| 15.30 | | | | | 15300 | 95.00 | 15300 | 95.00 |
| 15.50 | 15500 | 70.00 | 15500 | 70.00 | 15500 | 95.00 | 15500 | 95.00 |
| 15.80 | 15800 | 70.00 | 15800 | 70.00 | 15800 | 95.00 | 15800 | 95.00 |
| 16.00 | 16000 | 70.00 | 16000 | 70.00 | 16000 | 95.00 | 16000 | 95.00 |
| 16.20 | | | | | 16200 | 146.00 | 16200 | 146.00 |
| 16.30 | | | | | 16300 | 146.00 | 16300 | 146.00 |
| 16.50 | 16500 | 114.00 | 16500 | 114.00 | 16500 | 146.00 | 16500 | 146.00 |
| 16.80 | | | | | 16800 | 146.00 | 16800 | 146.00 |
| 17.00 | 17000 | 114.00 | 17000 | 114.00 | 17000 | 146.00 | 17000 | 146.00 |
| 17.30 | | | | | 17300 | 146.00 | 17300 | 146.00 |
| 17.50 | 17500 | 114.00 | 17500 | 114.00 | 17500 | 146.00 | 17500 | 146.00 |
| 18.00 | 18000 | 114.00 | 18000 | 114.00 | 18000 | 146.00 | 18000 | 146.00 |
| 18.50 | 18500 | 122.00 | 18500 | 122.00 | 18500 | 159.00 | 18500 | 159.00 |
| 18.90 | 18900 | 122.00 | 18900 | 122.00 | 18900 | 159.00 | 18900 | 159.00 |
| 19.00 | 19000 | 122.00 | 19000 | 122.00 | 19000 | 159.00 | 19000 | 159.00 |
| 19.20 | | | | | 19200 | 159.00 | 19200 | 159.00 |
| 19.30 | | | | | 19300 | 159.00 | 19300 | 159.00 |
| 19.50 | 19500 | 122.00 | 19500 | 122.00 | 19500 | 159.00 | 19500 | 159.00 |
| 19.70 | | | | | 19700 | 159.00 | 19700 | 159.00 |
| 20.00 | 20000 | 122.00 | 20000 | 122.00 | 20000 | 159.00 | 20000 | 159.00 |
| P | ● | | ● | | ● | | ● | |
| M | | | | | ● | | ● | |
| K | ● | | ● | | ● | | ● | |
| N | | | | | ○ | | ○ | |
| S | | | | | | | | |
| H | | | | | | | | |
| O | | | | | | | | |

## High Performance Drill, factory standard

UNI | TiAlN | ≤ 8xD | DIN 6537

NEW

HA

WNT \ Standard

UNI | TiAlN | ≤ 12xD | DIN 6537

NEW

HA

WNT \ Standard

| DC h7 mm | 11 704 ... | £ | 11 705 ... | £ |
|---|---|---|---|---|
| 3.0 | 03000 | 59.00 | 03000 | 79.00 |
| 3.1 | 03100 | 59.00 | 03100 | 79.00 |
| 3.2 | 03200 | 59.00 | 03200 | 79.00 |
| 3.3 | 03300 | 59.00 | 03300 | 79.00 |
| 3.4 | 03400 | 59.00 | 03400 | 79.00 |
| 3.5 | 03500 | 59.00 | 03500 | 79.00 |
| 3.6 | 03600 | 59.00 | 03600 | 79.00 |
| 3.7 | 03700 | 59.00 | 03700 | 79.00 |
| 3.8 | 03800 | 59.00 | 03800 | 79.00 |
| 3.9 | 03900 | 59.00 | 03900 | 79.00 |
| 4.0 | 04000 | 59.00 | 04000 | 79.00 |
| 4.1 | 04100 | 59.00 | 04100 | 79.00 |
| 4.2 | 04200 | 59.00 | 04200 | 79.00 |
| 4.3 | 04300 | 59.00 | 04300 | 79.00 |
| 4.4 | 04400 | 59.00 | 04400 | 79.00 |
| 4.5 | 04500 | 59.00 | 04500 | 79.00 |
| 4.6 | 04600 | 59.00 | 04600 | 79.00 |
| 4.7 | 04700 | 59.00 | 04700 | 79.00 |
| 4.8 | 04800 | 59.00 | 04800 | 79.00 |
| 4.9 | 04900 | 59.00 | 04900 | 79.00 |
| 5.0 | 05000 | 59.00 | 05000 | 79.00 |
| 5.1 | 05100 | 59.00 | 05100 | 79.00 |
| 5.2 | 05200 | 59.00 | 05200 | 79.00 |
| 5.3 | 05300 | 59.00 | 05300 | 79.00 |
| 5.4 | 05400 | 59.00 | 05400 | 79.00 |
| 5.5 | 05500 | 59.00 | 05500 | 79.00 |
| 5.6 | 05600 | 59.00 | 05600 | 79.00 |
| 5.7 | 05700 | 59.00 | 05700 | 79.00 |
| 5.8 | 05800 | 59.00 | 05800 | 79.00 |
| 5.9 | 05900 | 59.00 | 05900 | 79.00 |
| 6.0 | 06000 | 59.00 | 06000 | 79.00 |
| 6.1 | 06100 | 73.00 | 06100 | 88.00 |
| 6.2 | 06200 | 73.00 | 06200 | 88.00 |
| 6.3 | 06300 | 73.00 | 06300 | 88.00 |
| 6.4 | 06400 | 73.00 | 06400 | 88.00 |
| 6.5 | 06500 | 73.00 | 06500 | 88.00 |
| 6.6 | 06600 | 73.00 | 06600 | 88.00 |
| 6.7 | 06700 | 73.00 | 06700 | 88.00 |
| 6.8 | 06800 | 73.00 | 06800 | 88.00 |
| 6.9 | 06900 | 73.00 | 06900 | 88.00 |
| 7.0 | 07000 | 73.00 | 07000 | 88.00 |
| 7.1 | 07100 | 73.00 | 07100 | 88.00 |
| 7.2 | 07200 | 73.00 | 07200 | 88.00 |
| 7.3 | 07300 | 73.00 | 07300 | 88.00 |
| 7.4 | 07400 | 73.00 | 07400 | 88.00 |
| 7.5 | 07500 | 73.00 | 07500 | 88.00 |
| 7.6 | 07600 | 73.00 | 07600 | 88.00 |
| 7.7 | 07700 | 73.00 | 07700 | 88.00 |
| 7.8 | 07800 | 73.00 | 07800 | 88.00 |
| 7.9 | 07900 | 73.00 | 07900 | 88.00 |
| 8.0 | 08000 | 73.00 | 08000 | 88.00 |
| 8.1 | 08100 | 89.00 | 08100 | 123.00 |
| 8.2 | 08200 | 89.00 | 08200 | 123.00 |
| 8.3 | 08300 | 89.00 | 08300 | 123.00 |
| 8.4 | 08400 | 89.00 | 08400 | 123.00 |
| 8.5 | 08500 | 89.00 | 08500 | 123.00 |
| 8.6 | 08600 | 89.00 | 08600 | 123.00 |
| 8.7 | 08700 | 89.00 | 08700 | 123.00 |
| 8.8 | 08800 | 89.00 | 08800 | 123.00 |
| 8.9 | 08900 | 89.00 | 08900 | 123.00 |
| 9.0 | 09000 | 89.00 | 09000 | 123.00 |
| 9.1 | 09100 | 89.00 | 09100 | 123.00 |
| 9.2 | 09200 | 89.00 | 09200 | 123.00 |
| 9.3 | 09300 | 89.00 | 09300 | 123.00 |
| 9.4 | 09400 | 89.00 | 09400 | 123.00 |
| 9.5 | 09500 | 89.00 | 09500 | 123.00 |
| 9.6 | 09600 | 89.00 | 09600 | 123.00 |
| 9.7 | 09700 | 89.00 | 09700 | 123.00 |
| 9.8 | 09800 | 89.00 | 09800 | 123.00 |
| 9.9 | 09900 | 89.00 | 09900 | 123.00 |
| 10.0 | 10000 | 89.00 | 10000 | 123.00 |
| 10.2 | 10200 | 119.00 | 10200 | 170.00 |
| 10.5 | 10500 | 119.00 | 10500 | 170.00 |
| 10.8 | 10800 | 119.00 | 10800 | 170.00 |
| 11.0 | 11000 | 119.00 | 11000 | 170.00 |
| 11.5 | 11500 | 119.00 | 11500 | 170.00 |
| 11.8 | 11800 | 119.00 | 11800 | 170.00 |
| 12.0 | 12000 | 119.00 | 12000 | 170.00 |
| 12.2 | 12200 | 178.00 | | |
| 12.5 | 12500 | 178.00 | 12500 | 219.00 |
| 12.7 | | | 12700 | 219.00 |
| 12.8 | | | 12800 | 219.00 |
| 13.0 | 13000 | 178.00 | 13000 | 219.00 |
| 13.5 | 13500 | 178.00 | 13500 | 219.00 |
| 13.8 | | | 13800 | 219.00 |
| 14.0 | 14000 | 178.00 | 14000 | 219.00 |
| 14.5 | 14500 | 233.00 | 14500 | 289.00 |
| 14.8 | | | 14800 | 289.00 |
| 15.0 | 15000 | 233.00 | 15000 | 289.00 |
| 15.5 | 15500 | 233.00 | 15500 | 289.00 |
| 15.8 | | | 15800 | 289.00 |
| 16.0 | 16000 | 233.00 | 16000 | 289.00 |
| 16.5 | 16500 | 301.00 | 16500 | 345.00 |
| 17.0 | 17000 | 301.00 | 17000 | 345.00 |
| 17.5 | 17500 | 301.00 | 17500 | 345.00 |
| 18.0 | 18000 | 301.00 | 18000 | 345.00 |
| 18.5 | 18500 | 335.00 | 18500 | 345.00 |
| 19.0 | 19000 | 335.00 | 19000 | 345.00 |
| 19.5 | 19500 | 335.00 | 19500 | 345.00 |
| 20.0 | 20000 | 335.00 | 20000 | 345.00 |
| P | ● | | ● | |
| M | ● | | ● | |
| K | ● | | ● | |
| N | | | | |
| S | | | | |
| H | | | | |
| O | | | | |

## NC Spot Drill, factory standard

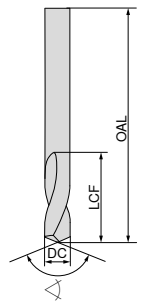


NC-A

HA

142°

WNT \ Standard

| DC h5 mm | OAL mm | LCF mm | 10 704 ... | £ |
|---|---|---|---|---|
| 2 | 32 | 6 | 002 | 16.17 |
| 3 | 32 | 8 | 003 | 16.17 |
| 4 | 40 | 10 | 004 | 12.68 |
| 5 | 50 | 13 | 005 | 14.57 |
| 6 | 50 | 13 | 006 | 16.25 |
| 8 | 60 | 23 | 008 | 24.98 |
| 10 | 70 | 24 | 010 | 35.03 |
| 12 | 70 | 24 | 012 | 50.52 |
| 14 | 75 | 26 | 014 | 58.09 |
| 16 | 75 | 29 | 016 | 84.78 |
| 18 | 100 | 35 | 018 | 164.44 |
| 20 | 100 | 35 | 020 | 138.05 |
| P | | | ○ | |
| M | | | | |
| K | | | ● | |
| N | | | ● | |
| S | | | | |
| H | | | | |
| O | | | | |

## New for old

### Regrind instead of buying new

Your used precision tool is in the best possible hands with us. We return your tool to you with the original finish, coating and geometry – as good as new and ready for use back in the machine.

Customer Service Centre
Freephone: 0800 073 2 073 / Freefax: 0800 073 2 074

Ordering via the Online Shop
http://cuttingtools.ceratizit.com

# **WTX** – High performance deep hole drills

- Pilot hole necessary
- Excellent alignment precision
- Secure chip evacuation

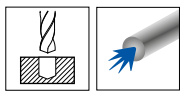

**WNT** \ Performance

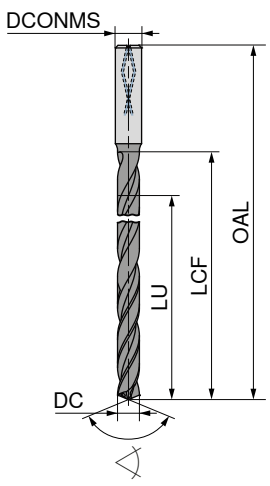


| | TB 16 UNI | TB 16 ALU | TB 20 UNI | TB 20 ALU |
|---|---|---|---|---|
| | TiAlN | DLC | TiAlN | DLC |
| | ≤ 16xD | ≤ 16xD | ≤ 20xD | ≤ 20xD |



HA

135°
Solid carbide

| DC h7 mm | 11 016 ... | £ | 11 017 ... | £ | 11 020 ... | £ | 11 021 ... | £ |
|---|---|---|---|---|---|---|---|---|
| 2.0 | 020 | 105.30 | 020 | 105.30 | 020 | 111.42 | 020 | 111.42 |
| 2.2 | 022 | 105.30 | 022 | 105.30 | 022 | 107.65 | 022 | 111.42 |
| 2.3 | 023 | 105.30 | 023 | 105.30 | 023 | 111.42 | 023 | 111.42 |
| 2.4 | 024 | 117.55 | 024 | 117.55 | 024 | 120.67 | 024 | 124.89 |
| 2.5 | 025 | 117.55 | 025 | 117.55 | 025 | 124.89 | 025 | 124.89 |
| 2.7 | 027 | 117.55 | 027 | 117.55 | 027 | 120.67 | 027 | 124.89 |
| 2.8 | 028 | 117.55 | 028 | 117.55 | 028 | 124.89 | 028 | 124.89 |
| 3.0 | 030 | 149.38 | 030 | 149.38 | 030 | 160.89 | 030 | 166.52 |
| 3.2 | 032 | 149.38 | 032 | 149.38 | 032 | 166.52 | 032 | 166.52 |
| 3.3 | 033 | 149.38 | 033 | 149.38 | 033 | 160.89 | 033 | 166.52 |
| 3.5 | 035 | 149.38 | 035 | 149.38 | 035 | 166.52 | 035 | 166.52 |
| 3.8 | 038 | 155.51 | 038 | 155.51 | 038 | 167.99 | 038 | 173.86 |
| 4.0 | 040 | 155.51 | 040 | 155.51 | 040 | 173.86 | 040 | 173.86 |
| 4.2 | 042 | 167.75 | 042 | 167.75 | 042 | 179.81 | 042 | 186.11 |
| 4.5 | 045 | 167.75 | 045 | 167.75 | 045 | 186.11 | 045 | 186.11 |
| 4.8 | 048 | 177.54 | 048 | 177.54 | 048 | 190.46 | 048 | 197.14 |
| 5.0 | 050 | 177.54 | 050 | 177.54 | 050 | 197.14 | 050 | 197.14 |
| 5.5 | 055 | 184.89 | 055 | 184.89 | 055 | 198.75 | 055 | 205.72 |
| 5.8 | 058 | 184.89 | 058 | 184.89 | 058 | 205.72 | 058 | 205.72 |
| 6.0 | 060 | 184.89 | 060 | 184.89 | 060 | 205.72 | 060 | 205.72 |
| 6.5 | 065 | 197.14 | 065 | 197.14 | 065 | 219.18 | 065 | 219.18 |
| 6.8 | 068 | 211.84 | 068 | 211.84 | 068 | 236.32 | 068 | 236.32 |
| 7.0 | 070 | 211.84 | 070 | 211.84 | 070 | 236.32 | 070 | 236.32 |
| 7.5 | 075 | 237.55 | 075 | 237.55 | 075 | 263.26 | 075 | 263.26 |
| 7.8 | 078 | 237.55 | 078 | 237.55 | 078 | 263.26 | 078 | 263.26 |
| 8.0 | 080 | 237.55 | 080 | 237.55 | 080 | 263.26 | 080 | 263.26 |
| 8.5 | 085 | 262.03 | 085 | 262.03 | 085 | 290.19 | 085 | 290.19 |
| 8.8 | 088 | 291.43 | 088 | 291.43 | 088 | 325.70 | 088 | 325.70 |
| 9.0 | 090 | 291.43 | 090 | 291.43 | 090 | 325.70 | 090 | 325.70 |
| 9.8 | 098 | 291.43 | 098 | 291.43 | 098 | 325.70 | 098 | 325.70 |
| 10.0 | 100 | 291.43 | 100 | 291.43 | 100 | 325.70 | 100 | 325.70 |
| 10.2 | 102 | 325.70 | 102 | 325.70 | 102 | 357.54 | 102 | 357.54 |
| 10.8 | 108 | 325.70 | 108 | 314.70 | 108 | 357.54 | 108 | 357.54 |
| 11.8 | 118 | 325.70 | 118 | 325.70 | 118 | 357.54 | 118 | 357.54 |
| 12.0 | 120 | 325.70 | 120 | 314.70 | 120 | 357.54 | 120 | 357.54 |
| P | ● | | | | ● | | | |
| M | ● | | | | ● | | | |
| K | ● | | | | ● | | | |
| N | | | ● | | | | ● | |
| S | ○ | | | | ○ | | | |
| H | | | | | | | | |
| O | | | | | | | | |

# WTX – High performance deep hole drills

- Pilot hole necessary
- Excellent alignment precision
- Secure chip evacuation

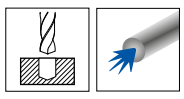

WNT \ Performance

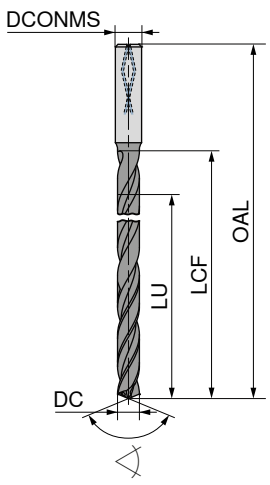


| | TB 25 UNI | TB 25 ALU | TB 30 UNI | TB 30 ALU | TB 40 UNI | TB 50 UNI |
|---|---|---|---|---|---|---|
| | TiAlN | DLC | TiAlN | DLC | TiAlN | TiAlN |
| | ≤ 25xD | ≤ 25xD | ≤ 30xD | ≤ 30xD | ≤ 40xD | ≤ 50xD |

HA

135°
Solid carbide

| DC fg6/h7 mm | 11 025 ... | £ | 11 026 ... | £ | 11 030 ... | £ | 11 031 ... | £ | 11 040 ... | £ | 11 050 ... | £ |
|---|---|---|---|---|---|---|---|---|---|---|---|---|
| 2.0 | 020 | 118.78 | 020 | 118.78 | 020 | 126.13 | 020 | 126.13 | | | | |
| 2.2 | 022 | 118.78 | 022 | 118.78 | 022 | 126.13 | 022 | 126.13 | | | | |
| 2.3 | 023 | 118.78 | 023 | 118.78 | 023 | 126.13 | 023 | 126.13 | | | | |
| 2.4 | 024 | 134.69 | 024 | 134.69 | 024 | 146.94 | 024 | 146.94 | | | | |
| 2.5 | 025 | 134.69 | 025 | 134.69 | 025 | 146.94 | 025 | 146.94 | | | | |
| 2.7 | 027 | 134.69 | 027 | 134.69 | 027 | 146.94 | 027 | 146.94 | | | | |
| 2.8 | 028 | 134.69 | 028 | 134.69 | 028 | 146.94 | 028 | 146.94 | | | | |
| 3.0 | 030 | 193.46 | 030 | 193.46 | 030 | 247.34 | 030 | 247.34 | 030 | 314.67 | 030 | 427.34 |
| 3.2 | 032 | 193.46 | 032 | 193.46 | 032 | 247.34 | 032 | 247.34 | | | | |
| 3.3 | 033 | 214.27 | 033 | 213.07 | 033 | 254.70 | 033 | 254.70 | | | | |
| 3.5 | 035 | 214.27 | 035 | 213.07 | 035 | 254.70 | 035 | 254.70 | | | | |
| 3.8 | 038 | 220.40 | 038 | 220.40 | 038 | 254.70 | 038 | 254.70 | | | | |
| 4.0 | 040 | 220.40 | 040 | 220.40 | 040 | 254.70 | 040 | 254.70 | 040 | 314.67 | 040 | 427.34 |
| 4.2 | 042 | 220.40 | 042 | 220.40 | 042 | 254.70 | 042 | 254.70 | 042 | 347.75 | 042 | 475.08 |
| 4.5 | 045 | 230.20 | 045 | 230.20 | 045 | 262.03 | 045 | 262.03 | 045 | 347.75 | 045 | 475.08 |
| 4.8 | 048 | 230.20 | 048 | 230.20 | 048 | 262.03 | 048 | 262.03 | 048 | 371.01 | 048 | 536.31 |
| 5.0 | 050 | 230.20 | 050 | 230.20 | 050 | 262.03 | 050 | 262.03 | 050 | 371.01 | 050 | 536.31 |
| 5.5 | 055 | 247.34 | 055 | 247.34 | 055 | 274.28 | 055 | 274.28 | 055 | 399.17 | 055 | 603.66 |
| 5.8 | 058 | 247.34 | 058 | 247.34 | 058 | 274.28 | 058 | 274.28 | 058 | 399.17 | 058 | 612.23 |
| 6.0 | 060 | 247.34 | 060 | 247.34 | 060 | 274.28 | 060 | 274.28 | 060 | 399.17 | 060 | 612.23 |
| 6.5 | 065 | 275.51 | 065 | 275.51 | 065 | 301.21 | 065 | 301.21 | 065 | 429.79 | 065 | 680.80 |
| 6.8 | 068 | 275.51 | 068 | 275.51 | 068 | 314.67 | 068 | 314.67 | 068 | 429.79 | 068 | 738.35 |
| 7.0 | 070 | 275.51 | 070 | 275.51 | 070 | 314.67 | 070 | 314.67 | 070 | 429.79 | | |
| 7.5 | 075 | 306.12 | 075 | 306.12 | 075 | 314.67 | 075 | 314.67 | 075 | 477.53 | | |
| 7.8 | 078 | 306.12 | 078 | 306.12 | 078 | 350.19 | 078 | 350.19 | 078 | 477.53 | | |
| 8.0 | 080 | 306.12 | 080 | 306.12 | 080 | 350.19 | 080 | 350.19 | 080 | 477.53 | | |
| 8.5 | 085 | 345.28 | 085 | 345.28 | 085 | 404.08 | 085 | 404.08 | 085 | 526.51 | | |
| 8.8 | 088 | 374.68 | 088 | 374.68 | 088 | 424.88 | 088 | 424.88 | 088 | 526.51 | | |
| 9.0 | 090 | 374.68 | 090 | 374.68 | 090 | 424.88 | 090 | 424.88 | 090 | 526.51 | | |
| 9.8 | 098 | 374.68 | 098 | 374.68 | 098 | 424.88 | 098 | 424.88 | | | | |
| 10.0 | 100 | 374.68 | 100 | 374.68 | 100 | 424.88 | 100 | 424.88 | | | | |
| 10.2 | 102 | 450.61 | 102 | 450.61 | 102 | 542.44 | 102 | 542.44 | | | | |
| 10.8 | 108 | 450.61 | 108 | 450.61 | 108 | 542.44 | 108 | 542.44 | | | | |
| 11.8 | 118 | 450.61 | 118 | 450.61 | 118 | 542.44 | 118 | 542.44 | | | | |
| 12.0 | 120 | 450.61 | 120 | 450.61 | 120 | 542.44 | 120 | 542.44 | | | | |
| P | ● | | | | ● | | | | ● | | ● | |
| M | ● | | | | ● | | | | ● | | ● | |
| K | ● | | | | ● | | | | ● | | ● | |
| N | | | ● | | | | ● | | | | | |
| S | ○ | | | | ○ | | | | ○ | | ○ | |
| H | | | | | | | | | | | | |
| O | | | | | | | | | | | | |



Customer Service Centre
Freephone: 0800 073 2 073 / Freefax: 0800 073 2 074

Ordering via the Online Shop
http://cuttingtools.ceratizit.com

## WTX – Holder for Exchangeable drills

▲ with radial teeth

≤ 1xD

WNT \ Performance

Change

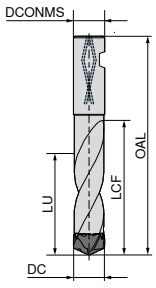

HB

| DC mm | DCONMS h6 mm | OAL mm | LCF mm | LU mm | 10 911 ... | £ |
|---|---|---|---|---|---|---|
| 12,00 - 12,49 | 14 | 81 | 29 | 12.5 | 120 | 173.00 |
| 12,50 - 12,99 | 14 | 81 | 29 | 13.0 | 125 | 173.00 |
| 13,00 - 13,49 | 14 | 81 | 31 | 13.5 | 130 | 173.00 |
| 13,50 - 13,99 | 16 | 86 | 32 | 14.0 | 135 | 173.00 |
| 14,00 - 14,49 | 16 | 86 | 33 | 14.5 | 140 | 173.00 |
| 14,50 - 14,99 | 16 | 91 | 34 | 15.0 | 145 | 173.00 |
| 15,00 - 15,49 | 16 | 91 | 36 | 15.5 | 150 | 173.00 |
| 15,50 - 16,49 | 20 | 97 | 38 | 16.5 | 161 | 179.00 |
| 15,50 - 16,49 | 18 | 92 | 38 | 16.5 | 160 | 179.00 |
| 16,50 - 17,49 | 20 | 99 | 40 | 17.5 | 166 | 179.00 |
| 16,50 - 17,49 | 18 | 94 | 40 | 17.5 | 165 | 179.00 |
| 17,50 - 18,49 | 20 | 104 | 43 | 18.5 | 176 | 179.00 |
| 17,50 - 18,49 | 18 | 99 | 43 | 18.5 | 175 | 179.00 |
| 18,50 - 19,49 | 20 | 99 | 45 | 19.5 | 185 | 211.00 |
| 19,50 - 20,49 | 20 | 104 | 47 | 20.5 | 195 | 211.00 |
| 20,50 - 21,49 | 25 | 111 | 49 | 21.5 | 205 | 234.00 |
| 21,50 - 22,49 | 25 | 116 | 52 | 22.5 | 215 | 234.00 |
| 22,50 - 23,49 | 25 | 116 | 54 | 23.5 | 225 | 256.00 |
| 23,50 - 24,49 | 25 | 121 | 56 | 24.5 | 235 | 256.00 |
| 24,50 - 25,49 | 25 | 123 | 59 | 25.5 | 245 | 278.00 |
| 25,50 - 26,49 | 25 | 123 | 61 | 26.5 | 255 | 278.00 |
| 26,50 - 27,49 | 25 | 128 | 63 | 27.5 | 265 | 278.00 |
| 27,50 - 28,49 | 25 | 128 | 66 | 28.5 | 275 | 278.00 |
| 28,50 - 29,49 | 32 | 134 | 68 | 29.5 | 285 | 323.00 |
| 29,50 - 30,49 | 32 | 139 | 70 | 30.5 | 295 | 323.00 |
| 30,50 - 31,49 | 32 | 139 | 75 | 31.5 | 305 | 356.00 |
| 31,50 - 32,49 | 32 | 139 | 75 | 32.5 | 315 | 356.00 |
| 32,50 - 33,49 | 32 | 150 | 78 | 33.5 | 325 | 384.00 |
| 33,50 - 34,49 | 32 | 150 | 79 | 34.5 | 335 | 384.00 |
| 34,50 - 35,49 | 32 | 150 | 82 | 35.5 | 345 | 384.00 |
| 35,50 - 37,49 | 32 | 152 | 86 | 37.5 | 355 | 442.00 |
| 37,50 - 39,49 | 32 | 157 | 91 | 39.5 | 375 | 458.00 |
| 39,50 - 41,00 | 32 | 167 | 95 | 41.5 | 395 | 470.00 |

## WTX – Holder for Exchangeable drills

▲ with radial teeth

≤ 3xD

WNT \ Performance

Change

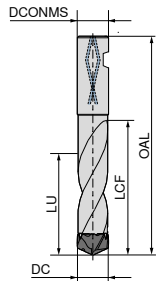

HB

| DC mm | DCONMS h6 mm | OAL mm | LCF mm | LU mm | 10 913 ... | £ |
|---|---|---|---|---|---|---|
| 12,00 - 12,49 | 14 | 100 | 53 | 38.0 | 120 | 195.00 |
| 12,50 - 12,99 | 14 | 105 | 55 | 39.0 | 125 | 195.00 |
| 13,00 - 13,49 | 14 | 105 | 57 | 40.0 | 130 | 195.00 |
| 13,50 - 13,99 | 16 | 110 | 59 | 42.0 | 135 | 195.00 |
| 14,00 - 14,49 | 16 | 115 | 61 | 43.0 | 140 | 195.00 |
| 14,50 - 14,99 | 16 | 115 | 63 | 45.0 | 145 | 195.00 |
| 15,00 - 15,49 | 16 | 115 | 65 | 46.0 | 150 | 195.00 |
| 15,50 - 16,49 | 20 | 125 | 70 | 50.0 | 161 | 191.00 |
| 15,50 - 16,49 | 18 | 120 | 70 | 50.0 | 160 | 191.00 |
| 16,50 - 17,49 | 20 | 130 | 74 | 50.0 | 166 | 191.00 |
| 16,50 - 17,49 | 18 | 125 | 74 | 53.0 | 165 | 191.00 |
| 17,50 - 18,49 | 20 | 135 | 78 | 50.0 | 176 | 191.00 |
| 17,50 - 18,49 | 18 | 130 | 78 | 55.0 | 175 | 191.00 |
| 18,50 - 19,49 | 20 | 135 | 82 | 58.0 | 185 | 225.00 |
| 19,50 - 20,49 | 20 | 140 | 87 | 62.0 | 195 | 225.00 |
| 20,50 - 21,49 | 25 | 150 | 91 | 65.0 | 205 | 249.00 |
| 21,50 - 22,49 | 25 | 155 | 95 | 67.0 | 215 | 249.00 |
| 22,50 - 23,49 | 25 | 160 | 99 | 70.0 | 225 | 272.00 |
| 23,50 - 24,49 | 25 | 165 | 103 | 73.0 | 235 | 272.00 |
| 24,50 - 25,49 | 25 | 165 | 108 | 77.0 | 245 | 296.00 |
| 25,50 - 26,49 | 25 | 175 | 112 | 80.0 | 255 | 296.00 |
| 26,50 - 27,49 | 25 | 175 | 116 | 82.0 | 265 | 296.00 |
| 27,50 - 28,49 | 25 | 180 | 120 | 85.0 | 275 | 296.00 |
| 28,50 - 29,49 | 32 | 190 | 124 | 88.0 | 285 | 343.00 |
| 29,50 - 30,49 | 32 | 195 | 129 | 92.0 | 295 | 343.00 |
| 30,50 - 31,49 | 32 | 195 | 133 | 94.0 | 305 | 379.00 |
| 31,50 - 32,49 | 32 | 200 | 137 | 97.0 | 315 | 379.00 |
| 32,50 - 33,49 | 32 | 210 | 144 | 100.5 | 325 | 447.00 |
| 33,50 - 34,49 | 32 | 215 | 148 | 103.5 | 335 | 447.00 |
| 34,50 - 35,49 | 32 | 220 | 153 | 106.5 | 345 | 447.00 |
| 35,50 - 37,49 | 32 | 227 | 161 | 112.5 | 355 | 514.00 |
| 37,50 - 39,49 | 32 | 237 | 170 | 118.5 | 375 | 533.00 |
| 39,50 - 41,00 | 32 | 247 | 178 | 124.5 | 395 | 546.00 |

## WTX – Holder for Exchangeable drills

▲ with radial teeth

≤ 5xD

WNT \ Performance

Change

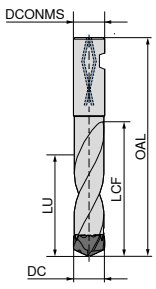

HB

| DC mm | DCONMS h6 mm | OAL mm | LCF mm | LU mm | 10 915 ... | £ |
|---|---|---|---|---|---|---|
| 12,00 - 12,49 | 14 | 125 | 78 | 62.0 | 120 | 220.00 |
| 12,50 - 12,99 | 14 | 130 | 81 | 65.0 | 125 | 220.00 |
| 13,00 - 13,49 | 14 | 130 | 84 | 67.0 | 130 | 220.00 |
| 13,50 - 13,99 | 16 | 140 | 88 | 70.0 | 135 | 220.00 |
| 14,00 - 14,49 | 16 | 140 | 90 | 72.0 | 140 | 220.00 |
| 14,50 - 14,99 | 16 | 145 | 94 | 75.0 | 145 | 220.00 |
| 15,00 - 15,49 | 16 | 145 | 96 | 77.0 | 150 | 220.00 |
| 15,50 - 16,49 | 20 | 160 | 103 | 82.0 | 161 | 225.00 |
| 15,50 - 16,49 | 18 | 155 | 103 | 82.0 | 160 | 225.00 |
| 16,50 - 17,49 | 20 | 165 | 109 | 87.0 | 166 | 225.00 |
| 16,50 - 17,49 | 18 | 160 | 109 | 87.0 | 165 | 225.00 |
| 17,50 - 18,49 | 20 | 170 | 115 | 92.0 | 176 | 225.00 |
| 17,50 - 18,49 | 18 | 165 | 115 | 92.0 | 175 | 225.00 |
| 18,50 - 19,49 | 20 | 175 | 121 | 97.0 | 185 | 261.00 |
| 19,50 - 20,49 | 20 | 180 | 128 | 102.0 | 195 | 261.00 |
| 20,50 - 21,49 | 25 | 195 | 134 | 107.0 | 205 | 284.00 |
| 21,50 - 22,49 | 25 | 200 | 140 | 112.0 | 215 | 284.00 |
| 22,50 - 23,49 | 25 | 205 | 146 | 117.0 | 225 | 308.00 |
| 23,50 - 24,49 | 25 | 210 | 152 | 122.0 | 235 | 308.00 |
| 24,50 - 25,49 | 25 | 220 | 159 | 127.0 | 245 | 332.00 |
| 25,50 - 26,49 | 25 | 225 | 165 | 132.0 | 255 | 332.00 |
| 26,50 - 27,49 | 25 | 230 | 171 | 137.0 | 265 | 332.00 |
| 27,50 - 28,49 | 25 | 240 | 177 | 142.0 | 275 | 332.00 |
| 28,50 - 29,49 | 32 | 250 | 183 | 146.0 | 285 | 379.00 |
| 29,50 - 30,49 | 32 | 255 | 190 | 152.0 | 295 | 379.00 |
| 30,50 - 31,49 | 32 | 260 | 196 | 157.0 | 305 | 414.00 |
| 31,50 - 32,49 | 32 | 265 | 202 | 162.0 | 315 | 414.00 |
| 32,50 - 33,49 | 32 | 275 | 210 | 167.5 | 325 | 505.00 |
| 33,50 - 34,49 | 32 | 285 | 217 | 172.5 | 335 | 505.00 |
| 34,50 - 35,49 | 32 | 290 | 224 | 177.5 | 345 | 505.00 |
| 35,50 - 37,49 | 32 | 302 | 236 | 187.5 | 355 | 568.00 |
| 37,50 - 39,49 | 32 | 317 | 249 | 197.5 | 375 | 589.00 |
| 39,50 - 41,00 | 32 | 327 | 261 | 207.5 | 395 | 602.00 |

## WTX – Holder for Exchangeable drills

▲ with radial teeth

≤ 8xD

WNT \ Performance

Change

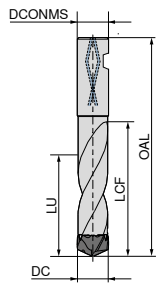

HB

| DC mm | DCONMS h6 mm | OAL mm | LCF mm | LU mm | 10 918 ... | £ |
|---|---|---|---|---|---|---|
| 12,00 - 12,49 | 14 | 165 | 116 | 100 | 120 | 280.00 |
| 12,50 - 12,99 | 14 | 170 | 121 | 104 | 125 | 280.00 |
| 13,00 - 13,49 | 14 | 175 | 126 | 108 | 130 | 280.00 |
| 13,50 - 13,99 | 16 | 180 | 129 | 111 | 135 | 280.00 |
| 14,00 - 14,49 | 16 | 185 | 134 | 115 | 140 | 280.00 |
| 14,50 - 14,99 | 16 | 190 | 139 | 120 | 145 | 280.00 |
| 15,00 - 15,49 | 16 | 195 | 144 | 124 | 150 | 280.00 |
| 15,50 - 16,49 | 20 | 210 | 152 | 131 | 161 | 285.00 |
| 15,50 - 16,49 | 18 | 205 | 152 | 131 | 160 | 285.00 |
| 16,50 - 17,49 | 20 | 220 | 161 | 138 | 166 | 285.00 |
| 16,50 - 17,49 | 18 | 215 | 161 | 138 | 165 | 285.00 |
| 17,50 - 18,49 | 20 | 225 | 171 | 147 | 176 | 285.00 |
| 17,50 - 18,49 | 18 | 220 | 171 | 147 | 175 | 285.00 |
| 18,50 - 19,49 | 20 | 235 | 180 | 155 | 185 | 328.00 |
| 19,50 - 20,49 | 20 | 240 | 189 | 163 | 195 | 328.00 |
| 20,50 - 21,49 | 25 | 260 | 198 | 170 | 205 | 357.00 |
| 21,50 - 22,49 | 25 | 270 | 207 | 178 | 215 | 357.00 |
| 22,50 - 23,49 | 25 | 275 | 217 | 187 | 225 | 400.00 |
| 23,50 - 24,49 | 25 | 285 | 226 | 194 | 235 | 400.00 |
| 24,50 - 25,49 | 25 | 295 | 235 | 202 | 245 | 458.00 |
| 25,50 - 26,49 | 25 | 305 | 244 | 210 | 255 | 458.00 |
| 26,50 - 27,49 | 25 | 315 | 253 | 218 | 265 | 458.00 |
| 27,50 - 28,49 | 25 | 325 | 263 | 226 | 275 | 458.00 |
| 28,50 - 29,49 | 32 | 340 | 272 | 234 | 285 | 530.00 |
| 29,50 - 30,49 | 32 | 345 | 281 | 242 | 295 | 530.00 |
| 30,50 - 31,49 | 32 | 355 | 290 | 249 | 305 | 587.00 |
| 31,50 - 32,00 | 32 | 360 | 299 | 257 | 315 | 587.00 |

Drilling Head for Exchangeable drills can be found on → **Page 18.**

# WTX – Drilling Head for Exchangeable drills

▲ extra long head type

WNT \ Performance

| Change UNI | Change VA | Change AL |
|---|---|---|
| DPX74S | Ti700 | TiB |

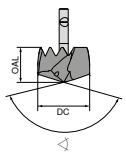

140°
Solid carbide

138°
Solid carbide

140°
Solid carbide

| DC h7/m7 mm | OAL mm | 10 919 ... | £ | 10 921 ... | £ | 10 922 ... | £ |
|---|---|---|---|---|---|---|---|
| 12.0 | 10.7 | 12000 | 94.95 | 120 | 94.95 | 120 | 94.95 |
| 12.1 | 10.7 | 12100 | 94.95 | 121 | 94.95 | 121 | 94.95 |
| 12.2 | 10.7 | 12200 | 94.95 | 122 | 94.95 | 122 | 94.95 |
| 12.3 | 10.7 | 12300 | 94.95 | 123 | 94.95 | 123 | 94.95 |
| 12.4 | 10.7 | 12400 | 94.95 | 124 | 94.95 | 124 | 94.95 |
| 12.5 | 10.7 | 12500 | 94.95 | 125 | 94.95 | 125 | 94.95 |
| 12.6 | 10.7 | 12600 | 94.95 | 126 | 94.95 | 126 | 94.95 |
| 12.7 | 10.7 | 12700 | 94.95 | 127 | 94.95 | 127 | 94.95 |
| 12.8 | 10.7 | 12800 | 94.95 | 128 | 94.95 | 128 | 94.95 |
| 12.9 | 10.7 | 12900 | 94.95 | 129 | 94.95 | 129 | 94.95 |
| 13.0 | 10.7 | 13000 | 94.95 | 130 | 94.95 | 130 | 94.95 |
| 13.1 | 10.7 | 13100 | 94.95 | 131 | 94.95 | 131 | 94.95 |
| 13.2 | 10.7 | 13200 | 94.95 | 132 | 94.95 | 132 | 94.95 |
| 13.3 | 10.7 | 13300 | 94.95 | 133 | 94.95 | 133 | 94.95 |
| 13.4 | 10.7 | 13400 | 94.95 | 134 | 94.95 | 134 | 94.95 |
| 13.5 | 11.3 | 13500 | 94.95 | 135 | 94.95 | 135 | 94.95 |
| 13.6 | 11.3 | 13600 | 94.95 | 136 | 94.95 | 136 | 94.95 |
| 13.7 | 11.3 | 13700 | 94.95 | 137 | 94.95 | 137 | 94.95 |
| 13.8 | 11.3 | 13800 | 94.95 | 138 | 94.95 | 138 | 94.95 |
| 13.9 | 11.3 | 13900 | 94.95 | 139 | 94.95 | 139 | 94.95 |
| 14.0 | 11.3 | 14000 | 94.95 | 140 | 94.95 | 140 | 94.95 |
| 14.1 | 11.3 | 14100 | 94.95 | 141 | 94.95 | 141 | 94.95 |
| 14.2 | 11.3 | 14200 | 94.95 | 142 | 94.95 | 142 | 94.95 |
| 14.3 | 11.3 | 14300 | 94.95 | 143 | 94.95 | 143 | 94.95 |
| 14.4 | 11.3 | 14400 | 94.95 | 144 | 94.95 | 144 | 94.95 |
| 14.5 | 11.3 | 14500 | 94.95 | 145 | 94.95 | 145 | 94.95 |
| 14.6 | 11.3 | 14600 | 94.95 | 146 | 94.95 | 146 | 94.95 |
| 14.7 | 11.3 | 14700 | 94.95 | 147 | 94.95 | 147 | 94.95 |
| 14.8 | 11.3 | 14800 | 94.95 | 148 | 94.95 | 148 | 94.95 |
| 14.9 | 11.3 | 14900 | 94.95 | 149 | 94.95 | 149 | 94.95 |
| 15.0 | 11.3 | 15000 | 94.95 | 150 | 94.95 | 150 | 94.95 |
| 15.1 | 11.3 | 15100 | 94.95 | 151 | 94.95 | 151 | 94.95 |
| 15.2 | 11.3 | 15200 | 94.95 | 152 | 94.95 | 152 | 94.95 |
| 15.3 | 11.3 | 15300 | 94.95 | 153 | 94.95 | 153 | 94.95 |
| 15.4 | 11.3 | 15400 | 94.95 | 154 | 94.95 | 154 | 94.95 |
| 15.5 | 11.9 | 15500 | 94.95 | 155 | 94.95 | 155 | 94.95 |
| 15.6 | 11.9 | 15600 | 94.95 | 156 | 94.95 | 156 | 94.95 |
| 15.7 | 11.9 | 15700 | 94.95 | 157 | 94.95 | 157 | 94.95 |
| 15.8 | 11.9 | 15800 | 94.95 | 158 | 94.95 | 158 | 94.95 |
| 15.9 | 11.9 | 15900 | 94.95 | 159 | 94.95 | 159 | 94.95 |
| 16.0 | 11.9 | 16000 | 94.95 | 160 | 94.95 | 160 | 94.95 |
| 16.1 | 11.9 | 16100 | 94.95 | 161 | 94.95 | 161 | 94.95 |
| 16.2 | 11.9 | 16200 | 94.95 | 162 | 94.95 | 162 | 94.95 |
| 16.3 | 11.9 | 16300 | 94.95 | 163 | 94.95 | 163 | 94.95 |
| 16.4 | 11.9 | 16400 | 94.95 | 164 | 94.95 | 164 | 94.95 |
| 16.5 | 13.4 | 16500 | 94.95 | 165 | 94.95 | 165 | 94.95 |
| 16.6 | 13.4 | 16600 | 94.95 | 166 | 94.95 | 166 | 94.95 |
| 16.7 | 13.4 | 16700 | 94.95 | 167 | 94.95 | 167 | 94.95 |
| 16.8 | 13.4 | 16800 | 94.95 | 168 | 94.95 | 168 | 94.95 |
| 16.9 | 13.4 | 16900 | 94.95 | 169 | 94.95 | 169 | 94.95 |
| 17.0 | 13.4 | 17000 | 94.95 | 170 | 94.95 | 170 | 94.95 |
| 17.1 | 13.4 | 17100 | 94.95 | 171 | 94.95 | 171 | 94.95 |
| 17.2 | 13.4 | 17200 | 94.95 | 172 | 94.95 | 172 | 94.95 |
| 17.3 | 13.4 | 17300 | 94.95 | 173 | 94.95 | 173 | 94.95 |
| 17.4 | 13.4 | 17400 | 94.95 | 174 | 94.95 | 174 | 94.95 |
| 17.5 | 13.4 | 17500 | 94.95 | 175 | 94.95 | 175 | 94.95 |
| 17.6 | 13.4 | 17600 | 94.95 | 176 | 94.95 | 176 | 94.95 |
| 17.7 | 13.4 | 17700 | 94.95 | 177 | 94.95 | 177 | 94.95 |
| 17.8 | 13.4 | 17800 | 94.95 | 178 | 94.95 | 178 | 94.95 |
| 17.9 | 13.4 | 17900 | 94.95 | 179 | 94.95 | 179 | 94.95 |
| 18.0 | 13.4 | 18000 | 94.95 | 180 | 94.95 | 180 | 94.95 |
| 18.1 | 13.4 | 18100 | 103.31 | 181 | 103.31 | 181 | 103.31 |
| 18.2 | 13.4 | 18200 | 103.31 | 182 | 103.31 | 182 | 103.31 |
| 18.3 | 13.4 | 18300 | 103.31 | 183 | 103.31 | 183 | 103.31 |
| 18.4 | 13.4 | 18400 | 103.31 | 184 | 103.31 | 184 | 103.31 |
| 18.5 | 13.4 | 18500 | 103.31 | 185 | 103.31 | 185 | 103.31 |
| 18.6 | 13.4 | 18600 | 103.31 | 186 | 103.31 | 186 | 103.31 |
| 18.7 | 13.4 | 18700 | 103.31 | 187 | 103.31 | 187 | 103.31 |
| 18.8 | 13.4 | 18800 | 103.31 | 188 | 103.31 | 188 | 103.31 |
| 18.9 | 13.4 | 18900 | 103.31 | 189 | 103.31 | 189 | 103.31 |
| 19.0 | 13.4 | 19000 | 103.31 | 190 | 103.31 | 190 | 103.31 |
| 19.1 | 13.4 | 19100 | 103.31 | 191 | 103.31 | 191 | 103.31 |
| 19.2 | 13.4 | 19200 | 103.31 | 192 | 103.31 | 192 | 103.31 |
| 19.3 | 13.4 | 19300 | 103.31 | 193 | 103.31 | 193 | 103.31 |
| 19.4 | 13.4 | 19400 | 103.31 | 194 | 103.31 | 194 | 103.31 |
| 19.5 | 13.4 | 19500 | 103.31 | 195 | 103.31 | 195 | 103.31 |
| 19.6 | 13.4 | 19600 | 103.31 | 196 | 103.31 | 196 | 103.31 |
| 19.7 | 13.4 | 19700 | 103.31 | 197 | 103.31 | 197 | 103.31 |
| 19.8 | 13.4 | 19800 | 103.31 | 198 | 103.31 | 198 | 103.31 |
| 19.9 | 13.4 | 19900 | 103.31 | 199 | 103.31 | 199 | 103.31 |
| 20.0 | 13.4 | 20000 | 103.31 | 200 | 103.31 | 200 | 103.31 |
| 20.1 | 13.4 | 20100 | 114.17 | 201 | 114.17 | 201 | 86.09 |
| 20.2 | 13.4 | 20200 | 114.17 | 202 | 114.17 | 202 | 114.17 |
| 20.3 | 13.4 | 20300 | 114.17 | 203 | 114.17 | 203 | 114.17 |
| 20.4 | 13.4 | 20400 | 114.17 | 204 | 114.17 | 204 | 114.17 |
| 20.5 | 15.4 | 20500 | 114.17 | 205 | 114.17 | 205 | 114.17 |
| 20.6 | 15.4 | 20600 | 114.17 | 206 | 114.17 | 206 | 114.17 |
| 20.7 | 15.4 | 20700 | 114.17 | 207 | 114.17 | 207 | 114.17 |
| 20.8 | 15.4 | 20800 | 114.17 | 208 | 114.17 | 208 | 114.17 |
| 20.9 | 15.4 | 20900 | 114.17 | 209 | 114.17 | 209 | 114.17 |
| 21.0 | 15.4 | 21000 | 114.17 | 210 | 114.17 | 210 | 114.17 |
| 21.1 | 15.4 | 21100 | 114.17 | 211 | 114.17 | 211 | 114.17 |
| 21.2 | 15.4 | 21200 | 114.17 | 212 | 114.17 | 212 | 114.17 |
| 21.3 | 15.4 | 21300 | 114.17 | 213 | 114.17 | 213 | 114.17 |
| 21.4 | 15.4 | 21400 | 114.17 | 214 | 114.17 | 214 | 114.17 |
| 21.5 | 15.4 | 21500 | 114.17 | 215 | 114.17 | 215 | 114.17 |
| 21.6 | 15.4 | 21600 | 114.17 | 216 | 114.17 | 216 | 114.17 |
| 21.7 | 15.4 | 21700 | 114.17 | 217 | 114.17 | 217 | 114.17 |
| 21.8 | 15.4 | 21800 | 114.17 | 218 | 114.17 | 218 | 114.17 |
| 21.9 | 15.4 | 21900 | 114.17 | 219 | 114.17 | 219 | 114.17 |
| 22.0 | 15.4 | 22000 | 114.17 | 220 | 114.17 | 220 | 114.17 |
| 22.1 | 15.4 | 22100 | 122.53 | 221 | 122.53 | 221 | 122.53 |
| 22.2 | 15.4 | 22200 | 122.53 | 222 | 122.53 | 222 | 122.53 |
| 22.3 | 15.4 | 22300 | 122.53 | 223 | 122.53 | 223 | 122.53 |
| 22.4 | 15.4 | 22400 | 122.53 | 224 | 122.53 | 224 | 122.53 |
| 22.5 | 15.4 | 22500 | 122.53 | 225 | 122.53 | 225 | 122.53 |
| 22.6 | 15.4 | 22600 | 122.53 | 226 | 122.53 | 226 | 122.53 |
| 22.7 | 15.4 | 22700 | 122.53 | 227 | 122.53 | 227 | 122.53 |
| 22.8 | 15.4 | 22800 | 122.53 | 228 | 122.53 | 228 | 122.53 |
| 22.9 | 15.4 | 22900 | 122.53 | 229 | 122.53 | 229 | 122.53 |
| 23.0 | 15.4 | 23000 | 122.53 | 230 | 122.53 | 230 | 122.53 |
| 23.1 | 15.4 | 23100 | 122.53 | 231 | 122.53 | 231 | 122.53 |
| 23.2 | 15.4 | 23200 | 122.53 | 232 | 122.53 | 232 | 122.53 |
| 23.3 | 15.4 | 23300 | 122.53 | 233 | 122.53 | 233 | 122.53 |
| 23.4 | 15.4 | 23400 | 122.53 | 234 | 122.53 | 234 | 122.53 |
| 23.5 | 15.4 | 23500 | 122.53 | 235 | 122.53 | 235 | 122.53 |
| 23.6 | 15.4 | 23600 | 122.53 | 236 | 122.53 | 236 | 122.53 |
| 23.7 | 15.4 | 23700 | 122.53 | 237 | 122.53 | 237 | 122.53 |
| 23.8 | 15.4 | 23800 | 122.53 | 238 | 122.53 | 238 | 122.53 |
| 23.9 | 15.4 | 23900 | 122.53 | 239 | 122.53 | 239 | 122.53 |
| 24.0 | 15.4 | 24000 | 122.53 | 240 | 122.53 | 240 | 122.53 |
| 24.1 | 15.4 | 24100 | 133.40 | 241 | 141.74 | 241 | 141.74 |
| 24.2 | 15.4 | 24200 | 133.40 | 242 | 141.74 | 242 | 141.74 |
| 24.3 | 15.4 | 24300 | 133.40 | 243 | 141.74 | 243 | 141.74 |
| 24.4 | 15.4 | 24400 | 133.40 | 244 | 141.74 | 244 | 141.74 |
| 24.5 | 17.4 | 24500 | 133.40 | 245 | 141.74 | 245 | 141.74 |
| 24.6 | 17.4 | 24600 | 133.40 | 246 | 141.74 | 246 | 141.74 |
| 24.7 | 17.4 | 24700 | 133.40 | 247 | 141.74 | 247 | 141.74 |
| 24.8 | 17.4 | 24800 | 133.40 | 248 | 141.74 | 248 | 141.74 |
| 24.9 | 17.4 | 24900 | 133.40 | 249 | 141.74 | 249 | 141.74 |
| 25.0 | 17.4 | 25000 | 133.40 | 250 | 141.74 | 250 | 141.74 |
| 25.1 | 17.4 | 25100 | 133.40 | 251 | 141.74 | 251 | 141.74 |
| 25.2 | 17.4 | 25200 | 133.40 | 252 | 141.74 | 252 | 141.74 |
| 25.3 | 17.4 | 25300 | 133.40 | 253 | 141.74 | 253 | 141.74 |
| 25.4 | 17.4 | 25400 | 133.40 | 254 | 141.74 | 254 | 141.74 |
| 25.5 | 17.4 | 25500 | 133.40 | 255 | 141.74 | 255 | 141.74 |
| 25.6 | 17.4 | 25600 | 141.74 | 256 | 141.74 | 256 | 141.74 |
| 25.7 | 17.4 | 25700 | 141.74 | 257 | 141.74 | 257 | 141.74 |
| 25.8 | 17.4 | 25800 | 141.74 | 258 | 141.74 | 258 | 141.74 |
| 25.9 | 17.4 | 25900 | 141.74 | 259 | 141.74 | 259 | 141.74 |
| 26.0 | 17.4 | 26000 | 141.74 | 260 | 141.74 | 260 | 141.74 |
| 26.1 | 17.4 | 26100 | 141.74 | 261 | 141.74 | 261 | 141.74 |
| 26.2 | 17.4 | 26200 | 141.74 | 262 | 141.74 | 262 | 141.74 |
| 26.3 | 17.4 | 26300 | 141.74 | 263 | 141.74 | 263 | 141.74 |
| 26.4 | 17.4 | 26400 | 141.74 | 264 | 141.74 | 264 | 141.74 |
| 26.5 | 17.4 | 26500 | 141.74 | 265 | 141.74 | 265 | 141.74 |
| 26.6 | 17.4 | 26600 | 141.74 | 266 | 141.74 | 266 | 141.74 |
| 26.7 | 17.4 | 26700 | 141.74 | 267 | 141.74 | 267 | 141.74 |
| 26.8 | 17.4 | 26800 | 141.74 | 268 | 141.74 | 268 | 141.74 |
| 26.9 | 17.4 | 26900 | 141.74 | 269 | 141.74 | 269 | 141.74 |
| 27.0 | 17.4 | 27000 | 141.74 | 270 | 141.74 | 270 | 141.74 |
| 27.1 | 17.4 | 27100 | 141.74 | 271 | 141.74 | 271 | 141.74 |
| 27.2 | 17.4 | 27200 | 141.74 | 272 | 141.74 | 272 | 141.74 |
| 27.3 | 17.4 | 27300 | 141.74 | 273 | 141.74 | 273 | 141.74 |
| 27.4 | 17.4 | 27400 | 141.74 | 274 | 141.74 | 274 | 141.74 |
| 27.5 | 17.4 | 27500 | 141.74 | 275 | 141.74 | 275 | 141.74 |
| 27.6 | 17.4 | 27600 | 141.74 | 276 | 141.74 | 276 | 141.74 |
| 27.7 | 17.4 | 27700 | 141.74 | 277 | 141.74 | 277 | 141.74 |
| 27.8 | 17.4 | 27800 | 141.74 | 278 | 141.74 | 278 | 141.74 |
| 27.9 | 17.4 | 27900 | 141.74 | 279 | 141.74 | 279 | 141.74 |
| 28.0 | 17.4 | 28000 | 141.74 | 280 | 141.74 | 280 | 141.74 |
| 28.1 | 17.4 | 28100 | 155.02 | 281 | 155.02 | 281 | 155.02 |
| 28.2 | 17.4 | 28200 | 155.02 | 282 | 155.02 | 282 | 155.02 |
| 28.3 | 17.4 | 28300 | 155.02 | 283 | 155.02 | 283 | 155.02 |
| 28.4 | 17.4 | 28400 | 155.02 | 284 | 155.02 | 284 | 155.02 |
| 28.5 | 18.4 | 28500 | 155.02 | 285 | 155.02 | 285 | 155.02 |
| 28.6 | 18.4 | 28600 | 155.02 | 286 | 155.02 | 286 | 155.02 |
| 28.7 | 18.4 | 28700 | 155.02 | 287 | 155.02 | 287 | 155.02 |
| 28.8 | 18.4 | 28800 | 155.02 | 288 | 155.02 | 288 | 155.02 |
| 28.9 | 18.4 | 28900 | 155.02 | 289 | 155.02 | 289 | 155.02 |
| 29.0 | 18.4 | 29000 | 155.02 | 290 | 155.02 | 290 | 155.02 |
| 29.1 | 18.4 | 29100 | 155.02 | 291 | 155.02 | 291 | 155.02 |
| 29.2 | 18.4 | 29200 | 155.02 | 292 | 155.02 | 292 | 155.02 |
| 29.3 | 18.4 | 29300 | 155.02 | 293 | 155.02 | 293 | 155.02 |
| 29.4 | 18.4 | 29400 | 155.02 | 294 | 155.02 | 294 | 155.02 |
| 29.5 | 18.4 | 29500 | 155.02 | 295 | 155.02 | 295 | 155.02 |
| 29.6 | 18.4 | 29600 | 155.02 | 296 | 155.02 | 296 | 155.02 |
| 29.7 | 18.4 | 29700 | 155.02 | 297 | 155.02 | 297 | 155.02 |
| 29.8 | 18.4 | 29800 | 155.02 | 298 | 155.02 | 298 | 155.02 |
| 29.9 | 18.4 | 29900 | 155.02 | 299 | 155.02 | 299 | 155.02 |
| 30.0 | 18.4 | 30000 | 155.02 | 300 | 155.02 | 300 | 155.02 |
| 30.1 | 18.4 | 30100 | 172.97 | 301 | 172.97 | 301 | 172.97 |
| 30.2 | 18.4 | 30200 | 172.97 | 302 | 172.97 | 302 | 172.97 |
| 30.3 | 18.4 | 30300 | 172.97 | 303 | 172.97 | 303 | 172.97 |
| 30.4 | 18.4 | 30400 | 172.97 | 304 | 172.97 | 304 | 172.97 |
| 30.5 | 18.4 | 30500 | 172.97 | 305 | 172.97 | 305 | 172.97 |
| 30.6 | 18.4 | 30600 | 172.97 | 306 | 172.97 | 306 | 172.97 |
| 30.7 | 18.4 | 30700 | 172.97 | 307 | 172.97 | 307 | 172.97 |
| 30.8 | 18.4 | 30800 | 172.97 | 308 | 172.97 | 308 | 172.97 |
| 30.9 | 18.4 | 30900 | 172.97 | 309 | 172.97 | 309 | 172.97 |
| 31.0 | 18.4 | 31000 | 172.97 | 310 | 172.97 | 310 | 172.97 |
| 31.1 | 18.4 | 31100 | 172.97 | 311 | 172.97 | 311 | 172.97 |
| 31.2 | 18.4 | 31200 | 172.97 | 312 | 172.97 | 312 | 172.97 |
| 31.3 | 18.4 | 31300 | 172.97 | 313 | 172.97 | 313 | 172.97 |
| 31.4 | 18.4 | 31400 | 172.97 | 314 | 172.97 | 314 | 172.97 |
| 31.5 | 18.4 | 31500 | 172.97 | 315 | 172.97 | 315 | 172.97 |
| 31.6 | 18.4 | 31600 | 172.97 | 316 | 172.97 | 316 | 172.97 |
| 31.7 | 18.4 | 31700 | 172.97 | 317 | 172.97 | 317 | 172.97 |
| 31.8 | 18.4 | 31800 | 172.97 | 318 | 172.97 | 318 | 172.97 |
| 31.9 | 18.4 | 31900 | 172.97 | 319 | 172.97 | 319 | 172.97 |
| 32.0 | 18.4 | 32000 | 172.97 | 320 | 172.97 | 320 | 172.97 |
| 32.5 | 24.3 | 32500 | 185.15 | | | | |
| 33.0 | 24.3 | 33000 | 185.15 | | | | |
| 33.5 | 24.3 | 33500 | 185.15 | | | | |
| 34.0 | 24.3 | 34000 | 185.15 | | | | |
| 34.5 | 24.3 | 34500 | 185.15 | | | | |
| 35.0 | 24.3 | 35000 | 185.15 | | | | |
| 35.5 | 26.3 | 35500 | 211.76 | | | | |
| 36.0 | 26.3 | 36000 | 211.76 | | | | |
| 36.5 | 26.3 | 36500 | 211.76 | | | | |
| 37.0 | 26.3 | 37000 | 211.76 | | | | |
| 37.5 | 26.3 | 37500 | 211.76 | | | | |
| 38.0 | 26.3 | 38000 | 211.76 | | | | |
| 38.5 | 26.3 | 38500 | 230.18 | | | | |
| 39.0 | 26.3 | 39000 | 230.18 | | | | |
| 39.5 | 26.3 | 39500 | 230.18 | | | | |
| 40.0 | 26.3 | 40000 | 230.18 | | | | |
| 40.5 | 26.3 | 40500 | 230.18 | | | | |
| 41.0 | 26.3 | 41000 | 230.18 | | | | |

| | 10 919 ... | 10 921 ... | 10 922 ... |
|---|---|---|---|
| P | ● | ○ | |
| M | | ● | |
| K | ● | ● | |
| N | | | ● |
| S | | ● | |
| H | | | |
| O | | | |



Customer Service Centre
Freephone: 0800 073 2 073 / Freefax: 0800 073 2 074

Ordering via the Online Shop
http://cuttingtools.ceratizit.com

# Indexable Insert Drills



MaxiDrill 900


| | |
|---|---|
| Cutting data | 58–71 |
| Coding example | 74–76 |
| Maximum Offset Range | 77 |
| Grade description | 81+82 |

KUB Pentron

KUB Trigon

KUB Pentron CS

KUB Centron

## MaxiDrill 900 – Indexable insert drill

**Scope of supply:**
Indexable Insert Drill including clamping screws and key

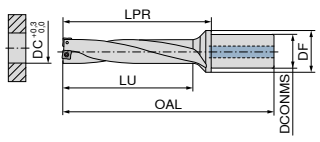

≤ 2xD

KOMET \ Performance

| Designation | DC mm | DF mm | DCONMS mm | OAL mm | LU mm | LPR mm | Insert | 10 852 ... | £ |
|---|---|---|---|---|---|---|---|---|---|
| MD900.2D.120.R.03-C20 | 12.0 | 28 | 20 | 90 | 24 | 40 | SONT 031804 | 120 | 116.00 |
| MD900.2D.125.R.03-C20 | 12.5 | 28 | 20 | 91 | 25 | 41 | SONT 031804 | 125 | 116.00 |
| MD900.2D.130.R.03-C20 | 13.0 | 28 | 20 | 92 | 26 | 42 | SONT 031804 | 130 | 116.00 |
| MD900.2D.135.R.03-C20 | 13.5 | 28 | 20 | 93 | 27 | 43 | SONT 031804 | 135 | 116.00 |
| MD900.2D.140.R.04-C20 | 14.0 | 30 | 20 | 96 | 28 | 46 | SONT 042105 | 140 | 124.00 |
| MD900.2D.145.R.04-C20 | 14.5 | 30 | 20 | 97 | 29 | 47 | SONT 042105 | 145 | 124.00 |
| MD900.2D.150.R.04-C20 | 15.0 | 30 | 20 | 98 | 30 | 48 | SONT 042105 | 150 | 124.00 |
| MD900.2D.155.R.04-C20 | 15.5 | 30 | 20 | 99 | 31 | 49 | SONT 042105 | 155 | 124.00 |
| MD900.2D.160.R.05-C20 | 16.0 | 30 | 20 | 100 | 32 | 50 | SONT 052306 | 160 | 124.00 |
| MD900.2D.165.R.05-C20 | 16.5 | 30 | 20 | 101 | 33 | 51 | SONT 052306 | 165 | 124.00 |
| MD900.2D.170.R.05-C20 | 17.0 | 30 | 20 | 102 | 34 | 52 | SONT 052306 | 170 | 132.00 |
| MD900.2D.175.R.05-C20 | 17.5 | 30 | 20 | 103 | 35 | 53 | SONT 052306 | 175 | 132.00 |
| MD900.2D.180.R.06-C25 | 18.0 | 32 | 25 | 111 | 36 | 55 | SONT 062506 | 180 | 132.00 |
| MD900.2D.185.R.06-C25 | 18.5 | 32 | 25 | 112 | 37 | 56 | SONT 062506 | 185 | 132.00 |
| MD900.2D.190.R.06-C25 | 19.0 | 32 | 25 | 113 | 38 | 57 | SONT 062506 | 190 | 142.00 |
| MD900.2D.195.R.06-C25 | 19.5 | 32 | 25 | 114 | 39 | 58 | SONT 062506 | 195 | 142.00 |
| MD900.2D.200.R.06-C25 | 20.0 | 32 | 25 | 115 | 40 | 59 | SONT 062506 | 200 | 142.00 |
| MD900.2D.205.R.06-C25 | 20.5 | 32 | 25 | 116 | 41 | 60 | SONT 062506 | 205 | 142.00 |
| MD900.2D.210.R.07-C25 | 21.0 | 32 | 25 | 118 | 42 | 62 | SONT 072907 | 210 | 142.00 |
| MD900.2D.220.R.07-C25 | 22.0 | 32 | 25 | 120 | 44 | 64 | SONT 072907 | 220 | 142.00 |
| MD900.2D.230.R.07-C25 | 23.0 | 32 | 25 | 122 | 46 | 66 | SONT 072907 | 230 | 146.00 |
| MD900.2D.240.R.08-C32 | 24.0 | 40 | 32 | 132 | 48 | 72 | SONT 083308 | 240 | 146.00 |
| MD900.2D.250.R.08-C32 | 25.0 | 40 | 32 | 134 | 50 | 74 | SONT 083308 | 250 | 146.00 |
| MD900.2D.260.R.08-C32 | 26.0 | 40 | 32 | 136 | 52 | 76 | SONT 083308 | 260 | 162.00 |
| MD900.2D.270.R.08-C32 | 27.0 | 40 | 32 | 138 | 54 | 78 | SONT 083308 | 270 | 162.00 |
| MD900.2D.280.R.09-C32 | 28.0 | 40 | 32 | 140 | 56 | 80 | SONT 093808 | 280 | 162.00 |
| MD900.2D.290.R.09-C32 | 29.0 | 40 | 32 | 142 | 58 | 82 | SONT 093808 | 290 | 162.00 |
| MD900.2D.300.R.09-C32 | 30.0 | 40 | 32 | 144 | 60 | 84 | SONT 093808 | 300 | 162.00 |
| MD900.2D.310.R.09-C32 | 31.0 | 40 | 32 | 146 | 62 | 86 | SONT 093808 | 310 | 175.00 |
| MD900.2D.320.R.09-C32 | 32.0 | 40 | 32 | 148 | 64 | 88 | SONT 093808 | 320 | 175.00 |
| MD900.2D.330.R.10-C40 | 33.0 | 50 | 40 | 163 | 66 | 93 | SONT 104408 | 330 | 175.00 |
| MD900.2D.340.R.10-C40 | 34.0 | 50 | 40 | 165 | 68 | 95 | SONT 104408 | 340 | 175.00 |

| Designation | DC mm | DF mm | DCONMS mm | OAL mm | LU mm | LPR mm | Insert | 10 852 ... | £ |
|---|---|---|---|---|---|---|---|---|---|
| MD900.2D.350.R.10-C40 | 35.0 | 50 | 40 | 167 | 70 | 97 | SONT 104408 | 350 | 179.00 |
| MD900.2D.360.R.10-C40 | 36.0 | 50 | 40 | 169 | 72 | 99 | SONT 104408 | 360 | 179.00 |
| MD900.2D.370.R.12-C40 | 37.0 | 56 | 40 | 174 | 74 | 104 | SONT 124810 | 370 | 185.00 |
| MD900.2D.380.R.12-C40 | 38.0 | 56 | 40 | 176 | 76 | 106 | SONT 124810 | 380 | 185.00 |
| MD900.2D.390.R.12-C40 | 39.0 | 56 | 40 | 178 | 78 | 108 | SONT 124810 | 390 | 185.00 |
| MD900.2D.400.R.12-C40 | 40.0 | 56 | 40 | 180 | 80 | 110 | SONT 124810 | 400 | 185.00 |
| MD900.2D.410.R.12-C40 | 41.0 | 56 | 40 | 182 | 82 | 112 | SONT 124810 | 410 | 185.00 |
| MD900.2D.420.R.13-C40 | 42.0 | 60 | 40 | 187 | 84 | 117 | SONT 135012 | 420 | 195.00 |
| MD900.2D.430.R.13-C40 | 43.0 | 60 | 40 | 189 | 86 | 119 | SONT 135012 | 430 | 195.00 |
| MD900.2D.440.R.13-C40 | 44.0 | 60 | 40 | 191 | 88 | 121 | SONT 135012 | 440 | 195.00 |
| MD900.2D.450.R.13-C40 | 45.0 | 60 | 40 | 193 | 90 | 123 | SONT 135012 | 450 | 195.00 |
| MD900.2D.460.R.13-C40 | 46.0 | 60 | 40 | 195 | 92 | 125 | SONT 135012 | 460 | 195.00 |
| MD900.2D.470.R.15-C40 | 47.0 | 60 | 40 | 198 | 94 | 128 | SONT 155312 | 470 | 204.00 |
| MD900.2D.480.R.15-C40 | 48.0 | 60 | 40 | 200 | 96 | 130 | SONT 155312 | 480 | 204.00 |
| MD900.2D.490.R.15-C40 | 49.0 | 60 | 40 | 202 | 98 | 132 | SONT 155312 | 490 | 221.00 |
| MD900.2D.500.R.15-C40 | 50.0 | 60 | 40 | 204 | 100 | 134 | SONT 155312 | 500 | 221.00 |
| MD900.2D.510.R.15-C40 | 52.0 | 60 | 40 | 208 | 104 | 138 | SONT 155312 | 520 | 226.00 |
| MD900.2D.520.R.15-C40 | 51.0 | 60 | 40 | 206 | 102 | 136 | SONT 155312 | 510 | 226.00 |
| MD900.2D.530.R.15-C40 | 53.0 | 60 | 40 | 210 | 106 | 140 | SONT 155312 | 530 | 226.00 |
| MD900.2D.540.R.15-C40 | 54.0 | 60 | 40 | 212 | 108 | 142 | SONT 155312 | 540 | 226.00 |
| MD900.2D.550.R.17-C40 | 55.0 | 60 | 40 | 215 | 110 | 145 | SONT 175612 | 550 | 226.00 |
| MD900.2D.560.R.17-C40 | 56.0 | 60 | 40 | 217 | 112 | 147 | SONT 175612 | 560 | 235.00 |
| MD900.2D.570.R.17-C40 | 57.0 | 60 | 40 | 219 | 114 | 149 | SONT 175612 | 570 | 235.00 |
| MD900.2D.580.R.17-C40 | 58.0 | 60 | 40 | 221 | 116 | 151 | SONT 175612 | 580 | 235.00 |
| MD900.2D.590.R.17-C40 | 59.0 | 60 | 40 | 223 | 118 | 153 | SONT 175612 | 590 | 235.00 |
| MD900.2D.600.R.17-C40 | 60.0 | 62 | 40 | 225 | 120 | 155 | SONT 175612 | 600 | 235.00 |
| MD900.2D.610.R.17-C40 | 61.0 | 62 | 40 | 227 | 122 | 157 | SONT 175612 | 610 | 235.00 |
| MD900.2D.620.R.17-C40 | 62.0 | 64 | 40 | 229 | 124 | 159 | SONT 175612 | 620 | 235.00 |
| MD900.2D.630.R.17-C40 | 63.0 | 64 | 40 | 231 | 126 | 161 | SONT 175612 | 630 | 235.00 |

**Spare parts**

| DC | |  Key D £ | 80 950 ... | | Clamping screw £ | 70 950 ... |
|---|---|---|---|---|---|---|
| 12 - 13,5 | T06 - IP | 7.90 | 123 | M1,8x3,6 - IP | 2.99 | 862 |
| 14 - 17,5 | T06 - IP | 7.90 | 123 | M2x4,3 - IP | 2.66 | 863 |
| 18 - 23 | T07 - IP | 7.79 | 124 | M2,2x5 - IP | 2.58 | 856 |
| 24 - 27 | T08 - IP | 7.79 | 125 | M2,5x6 - IP | 3.32 | 857 |
| 28 - 32 | T09 - IP | 8.53 | 126 | M3x7 - IP | 2.54 | 819 |
| 33 - 41 | T15 - IP | 9.11 | 128 | M3,5x8,6 - IP | 2.54 | 859 |
| 42 - 63 | T20 - IP | 9.56 | 129 | M4,5x10,5 - IP | 2.54 | 864 |

## **MaxiDrill 900** – Indexable insert drill

**Scope of supply:**

Indexable Insert Drill including clamping screws and key

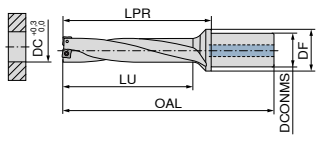

≤ 3xD

KOMET \ Performance

| Designation | DC mm | DF mm | DCONMS mm | OAL mm | LU mm | LPR mm | Insert | 10 853 ... | £ |
|---|---|---|---|---|---|---|---|---|---|
| MD900.3D.120.R.03-C20 | 12.0 | 28 | 20 | 102 | 36.0 | 52 | SONT 031804 | 120 | 124.00 |
| MD900.3D.125.R.03-C20 | 12.5 | 28 | 20 | 104 | 37.5 | 54 | SONT 031804 | 125 | 124.00 |
| MD900.3D.130.R.03-C20 | 13.0 | 28 | 20 | 105 | 39.0 | 55 | SONT 031804 | 130 | 124.00 |
| MD900.3D.135.R.03-C20 | 13.5 | 28 | 20 | 107 | 40.5 | 57 | SONT 031804 | 135 | 124.00 |
| MD900.3D.140.R.04-C20 | 14.0 | 30 | 20 | 109 | 42.0 | 59 | SONT 042105 | 140 | 131.00 |
| MD900.3D.145.R.04-C20 | 14.5 | 30 | 20 | 111 | 44.0 | 61 | SONT 042105 | 145 | 131.00 |
| MD900.3D.150.R.04-C20 | 15.0 | 30 | 20 | 112 | 45.0 | 62 | SONT 042105 | 150 | 131.00 |
| MD900.3D.155.R.04-C20 | 15.5 | 30 | 20 | 114 | 47.0 | 64 | SONT 042105 | 155 | 134.00 |
| MD900.3D.160.R.05-C20 | 16.0 | 30 | 20 | 115 | 48.0 | 65 | SONT 052306 | 160 | 134.00 |
| MD900.3D.165.R.05-C20 | 16.5 | 30 | 20 | 117 | 50.0 | 67 | SONT 052306 | 165 | 134.00 |
| MD900.3D.170.R.05-C20 | 17.0 | 30 | 20 | 118 | 51.0 | 68 | SONT 052306 | 170 | 139.00 |
| MD900.3D.175.R.05-C20 | 17.5 | 30 | 20 | 120 | 53.0 | 70 | SONT 052306 | 175 | 139.00 |
| MD900.3D.180.R.06-C25 | 18.0 | 32 | 25 | 128 | 54.0 | 72 | SONT 062506 | 180 | 139.00 |
| MD900.3D.185.R.06-C25 | 18.5 | 32 | 25 | 130 | 56.0 | 74 | SONT 062506 | 185 | 139.00 |
| MD900.3D.190.R.06-C25 | 19.0 | 32 | 25 | 131 | 57.0 | 75 | SONT 062506 | 190 | 149.00 |
| MD900.3D.195.R.06-C25 | 19.5 | 32 | 25 | 133 | 59.0 | 77 | SONT 062506 | 195 | 149.00 |
| MD900.3D.200.R.06-C25 | 20.0 | 32 | 25 | 134 | 60.0 | 78 | SONT 062506 | 200 | 149.00 |
| MD900.3D.205.R.06-C25 | 20.5 | 32 | 25 | 136 | 62.0 | 80 | SONT 062506 | 205 | 149.00 |
| MD900.3D.210.R.07-C25 | 21.0 | 32 | 25 | 138 | 63.0 | 82 | SONT 072907 | 210 | 149.00 |
| MD900.3D.215.R.07-C25 | 21.5 | 32 | 25 | 140 | 65.0 | 84 | SONT 072907 | 215 | 149.00 |
| MD900.3D.220.R.07-C25 | 22.0 | 32 | 25 | 141 | 66.0 | 85 | SONT 072907 | 220 | 149.00 |
| MD900.3D.225.R.07-C25 | 22.5 | 32 | 25 | 143 | 68.0 | 87 | SONT 072907 | 225 | 154.00 |
| MD900.3D.230.R.07-C25 | 23.0 | 32 | 25 | 144 | 69.0 | 88 | SONT 072907 | 230 | 154.00 |
| MD900.3D.235.R.07-C25 | 23.5 | 32 | 25 | 146 | 71.0 | 90 | SONT 072907 | 235 | 154.00 |
| MD900.3D.240.R.08-C32 | 24.0 | 40 | 32 | 155 | 72.0 | 95 | SONT 083308 | 240 | 154.00 |
| MD900.3D.245.R.08-C32 | 24.5 | 40 | 32 | 157 | 74.0 | 97 | SONT 083308 | 245 | 154.00 |
| MD900.3D.250.R.08-C32 | 25.0 | 40 | 32 | 158 | 75.0 | 98 | SONT 083308 | 250 | 154.00 |
| MD900.3D.255.R.08-C32 | 25.5 | 40 | 32 | 160 | 77.0 | 100 | SONT 083308 | 255 | 154.00 |
| MD900.3D.260.R.08-C32 | 26.0 | 40 | 32 | 161 | 78.0 | 101 | SONT 083308 | 260 | 170.00 |
| MD900.3D.265.R.08-C32 | 26.5 | 40 | 32 | 163 | 80.0 | 103 | SONT 083308 | 265 | 170.00 |
| MD900.3D.270.R.08-C32 | 27.0 | 40 | 32 | 164 | 81.0 | 104 | SONT 083308 | 270 | 170.00 |
| MD900.3D.275.R.08-C32 | 27.5 | 40 | 32 | 166 | 83.0 | 106 | SONT 083308 | 275 | 170.00 |
| MD900.3D.280.R.09-C32 | 28.0 | 40 | 32 | 167 | 84.0 | 107 | SONT 093808 | 280 | 170.00 |
| MD900.3D.285.R.09-C32 | 28.5 | 40 | 32 | 169 | 86.0 | 109 | SONT 093808 | 285 | 170.00 |
| MD900.3D.290.R.09-C32 | 29.0 | 40 | 32 | 170 | 87.0 | 110 | SONT 093808 | 290 | 170.00 |
| MD900.3D.295.R.09-C32 | 29.5 | 40 | 32 | 172 | 89.0 | 112 | SONT 093808 | 295 | 170.00 |
| MD900.3D.300.R.09-C32 | 30.0 | 40 | 32 | 173 | 90.0 | 113 | SONT 093808 | 300 | 170.00 |
| MD900.3D.305.R.09-C32 | 30.5 | 40 | 32 | 175 | 92.0 | 115 | SONT 093808 | 305 | 170.00 |
| MD900.3D.310.R.09-C32 | 31.0 | 40 | 32 | 176 | 93.0 | 116 | SONT 093808 | 310 | 185.00 |
| MD900.3D.315.R.09-C32 | 31.5 | 40 | 32 | 178 | 95.0 | 118 | SONT 093808 | 315 | 185.00 |
| MD900.3D.320.R.09-C32 | 32.0 | 40 | 32 | 179 | 96.0 | 119 | SONT 093808 | 320 | 185.00 |

| Designation | DC mm | DF mm | DCONMS mm | OAL mm | LU mm | LPR mm | Insert | 10 853 ... | £ |
|---|---|---|---|---|---|---|---|---|---|
| MD900.3D.325.R.10-C40 | 32.5 | 50 | 40 | 192 | 98.0 | 124 | SONT 104408 | 325 | 185.00 |
| MD900.3D.330.R.10-C40 | 33.0 | 50 | 40 | 193 | 99.0 | 125 | SONT 104408 | 330 | 185.00 |
| MD900.3D.335.R.10-C40 | 33.5 | 50 | 40 | 195 | 101.0 | 127 | SONT 104408 | 335 | 185.00 |
| MD900.3D.340.R.10-C40 | 34.0 | 50 | 40 | 196 | 102.0 | 128 | SONT 104408 | 340 | 185.00 |
| MD900.3D.345.R.10-C40 | 34.5 | 50 | 40 | 198 | 104.0 | 130 | SONT 104408 | 345 | 185.00 |
| MD900.3D.350.R.10-C40 | 35.0 | 50 | 40 | 199 | 105.0 | 131 | SONT 104408 | 350 | 189.00 |
| MD900.3D.355.R.10-C40 | 35.5 | 50 | 40 | 201 | 107.0 | 133 | SONT 104408 | 355 | 189.00 |
| MD900.3D.360.R.10-C40 | 36.0 | 50 | 40 | 202 | 108.0 | 134 | SONT 104408 | 360 | 189.00 |
| MD900.3D.365.R.10-C40 | 36.5 | 50 | 40 | 204 | 110.0 | 136 | SONT 104408 | 365 | 189.00 |
| MD900.3D.370.R.12-C40 | 37.0 | 56 | 40 | 211 | 111.0 | 141 | SONT 124810 | 370 | 195.00 |
| MD900.3D.380.R.12-C40 | 38.0 | 56 | 40 | 214 | 114.0 | 144 | SONT 124810 | 380 | 195.00 |
| MD900.3D.390.R.12-C40 | 39.0 | 56 | 40 | 217 | 117.0 | 147 | SONT 124810 | 390 | 195.00 |
| MD900.3D.400.R.12-C40 | 40.0 | 56 | 40 | 220 | 120.0 | 150 | SONT 124810 | 400 | 195.00 |
| MD900.3D.410.R.12-C40 | 41.0 | 56 | 40 | 223 | 123.0 | 153 | SONT 124810 | 410 | 195.00 |
| MD900.3D.420.R.13-C40 | 42.0 | 60 | 40 | 229 | 126.0 | 159 | SONT 135012 | 420 | 205.00 |
| MD900.3D.430.R.13-C40 | 43.0 | 60 | 40 | 232 | 129.0 | 162 | SONT 135012 | 430 | 205.00 |
| MD900.3D.440.R.13-C40 | 44.0 | 60 | 40 | 235 | 132.0 | 165 | SONT 135012 | 440 | 205.00 |
| MD900.3D.450.R.13-C40 | 45.0 | 60 | 40 | 238 | 135.0 | 168 | SONT 135012 | 450 | 205.00 |
| MD900.3D.460.R.13-C40 | 46.0 | 60 | 40 | 241 | 138.0 | 171 | SONT 135012 | 460 | 205.00 |
| MD900.3D.470.R.15-C40 | 47.0 | 60 | 40 | 245 | 141.0 | 175 | SONT 155312 | 470 | 215.00 |
| MD900.3D.480.R.15-C40 | 48.0 | 60 | 40 | 248 | 144.0 | 178 | SONT 155312 | 480 | 215.00 |
| MD900.3D.490.R.15-C40 | 49.0 | 60 | 40 | 251 | 147.0 | 181 | SONT 155312 | 490 | 232.00 |
| MD900.3D.500.R.15-C40 | 50.0 | 60 | 40 | 254 | 150.0 | 184 | SONT 155312 | 500 | 232.00 |
| MD900.3D.510.R.15-C40 | 51.0 | 60 | 40 | 257 | 153.0 | 187 | SONT 155312 | 510 | 238.00 |
| MD900.3D.520.R.15-C40 | 52.0 | 60 | 40 | 260 | 156.0 | 190 | SONT 155312 | 520 | 238.00 |
| MD900.3D.530.R.15-C40 | 53.0 | 60 | 40 | 263 | 159.0 | 193 | SONT 155312 | 530 | 238.00 |
| MD900.3D.540.R.15-C40 | 54.0 | 60 | 40 | 266 | 162.0 | 196 | SONT 155312 | 540 | 238.00 |
| MD900.3D.550.R.17-C40 | 55.0 | 60 | 40 | 270 | 165.0 | 200 | SONT 175612 | 550 | 238.00 |
| MD900.3D.560.R.17-C40 | 56.0 | 60 | 40 | 273 | 168.0 | 203 | SONT 175612 | 560 | 247.00 |
| MD900.3D.570.R.17-C40 | 57.0 | 60 | 40 | 276 | 171.0 | 206 | SONT 175612 | 570 | 247.00 |
| MD900.3D.580.R.17-C40 | 58.0 | 60 | 40 | 279 | 174.0 | 209 | SONT 175612 | 580 | 247.00 |
| MD900.3D.590.R.17-C40 | 59.0 | 60 | 40 | 282 | 177.0 | 212 | SONT 175612 | 590 | 247.00 |
| MD900.3D.600.R.17-C40 | 60.0 | 62 | 40 | 285 | 180.0 | 215 | SONT 175612 | 600 | 247.00 |
| MD900.3D.610.R.17-C40 | 61.0 | 62 | 40 | 288 | 183.0 | 218 | SONT 175612 | 610 | 247.00 |
| MD900.3D.620.R.17-C40 | 62.0 | 64 | 40 | 291 | 186.0 | 221 | SONT 175612 | 620 | 247.00 |
| MD900.3D.630.R.17-C40 | 63.0 | 64 | 40 | 294 | 189.0 | 224 | SONT 175612 | 630 | 247.00 |

## **MaxiDrill 900** – Indexable insert drill

**Scope of supply:**

Indexable Insert Drill including clamping screws and key

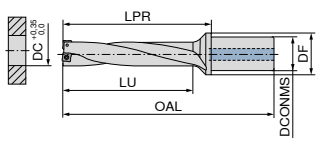

≤ 4xD

KOMET \ Performance

| Designation | DC mm | DF mm | DCONMS mm | OAL mm | LU mm | LPR mm | Insert | 10 854 ... | £ |
|---|---|---|---|---|---|---|---|---|---|
| MD900.4D.120.R.03-C20 | 12 | 28 | 20 | 114 | 48 | 64 | SONT 031804 | 120 | 171.00 |
| MD900.4D.130.R.03-C20 | 13 | 28 | 20 | 118 | 52 | 68 | SONT 031804 | 130 | 171.00 |
| MD900.4D.140.R.04-C20 | 14 | 30 | 20 | 123 | 56 | 73 | SONT 042105 | 140 | 176.00 |
| MD900.4D.150.R.04-C20 | 15 | 30 | 20 | 127 | 60 | 77 | SONT 042105 | 150 | 176.00 |
| MD900.4D.160.R.05-C20 | 16 | 30 | 20 | 131 | 64 | 81 | SONT 052306 | 160 | 180.00 |
| MD900.4D.170.R.05-C20 | 17 | 30 | 20 | 135 | 68 | 85 | SONT 052306 | 170 | 187.00 |
| MD900.4D.180.R.06-C25 | 18 | 32 | 25 | 146 | 72 | 90 | SONT 062506 | 180 | 187.00 |
| MD900.4D.190.R.06-C25 | 19 | 32 | 25 | 150 | 76 | 94 | SONT 062506 | 190 | 201.00 |
| MD900.4D.200.R.06-C25 | 20 | 32 | 25 | 154 | 80 | 98 | SONT 062506 | 200 | 201.00 |
| MD900.4D.210.R.07-C25 | 21 | 32 | 25 | 159 | 84 | 103 | SONT 072907 | 210 | 201.00 |
| MD900.4D.220.R.07-C25 | 22 | 32 | 25 | 163 | 88 | 107 | SONT 072907 | 220 | 201.00 |
| MD900.4D.230.R.07-C25 | 23 | 32 | 25 | 167 | 92 | 111 | SONT 072907 | 230 | 207.00 |
| MD900.4D.240.R.08-C32 | 24 | 40 | 32 | 179 | 96 | 119 | SONT 083308 | 240 | 207.00 |
| MD900.4D.250.R.08-C32 | 25 | 40 | 32 | 183 | 100 | 123 | SONT 083308 | 250 | 207.00 |
| MD900.4D.260.R.08-C32 | 26 | 40 | 32 | 187 | 104 | 127 | SONT 083308 | 260 | 229.00 |
| MD900.4D.270.R.08-C32 | 27 | 40 | 32 | 191 | 108 | 131 | SONT 083308 | 270 | 229.00 |
| MD900.4D.280.R.09-C32 | 28 | 40 | 32 | 195 | 112 | 135 | SONT 093808 | 280 | 229.00 |
| MD900.4D.290.R.09-C32 | 29 | 40 | 32 | 199 | 116 | 139 | SONT 093808 | 290 | 229.00 |
| MD900.4D.300.R.09-C32 | 30 | 40 | 32 | 203 | 120 | 143 | SONT 093808 | 300 | 229.00 |
| MD900.4D.310.R.09-C32 | 31 | 40 | 32 | 207 | 124 | 147 | SONT 093808 | 310 | 249.00 |
| MD900.4D.320.R.09-C32 | 32 | 40 | 32 | 211 | 128 | 151 | SONT 093808 | 320 | 249.00 |
| MD900.4D.330.R.10-C40 | 33 | 50 | 40 | 228 | 132 | 158 | SONT 104408 | 330 | 249.00 |
| MD900.4D.340.R.10-C40 | 34 | 50 | 40 | 232 | 136 | 162 | SONT 104408 | 340 | 249.00 |
| MD900.4D.350.R.10-C40 | 35 | 50 | 40 | 236 | 140 | 166 | SONT 104408 | 350 | 254.00 |
| MD900.4D.360.R.10-C40 | 36 | 50 | 40 | 240 | 144 | 170 | SONT 104408 | 360 | 254.00 |

| Designation | DC mm | DF mm | DCONMS mm | OAL mm | LU mm | LPR mm | Insert | 10 854 ... | £ |
|---|---|---|---|---|---|---|---|---|---|
| MD900.4D.370.R.12-C40 | 37 | 56 | 40 | 248 | 148 | 178 | SONT 124810 | 370 | 263.00 |
| MD900.4D.380.R.12-C40 | 38 | 56 | 40 | 252 | 152 | 182 | SONT 124810 | 380 | 263.00 |
| MD900.4D.390.R.12-C40 | 39 | 56 | 40 | 256 | 156 | 186 | SONT 124810 | 390 | 263.00 |
| MD900.4D.400.R.12-C40 | 40 | 56 | 40 | 260 | 160 | 190 | SONT 124810 | 400 | 263.00 |
| MD900.4D.410.R.12-C40 | 41 | 56 | 40 | 264 | 164 | 194 | SONT 124810 | 410 | 263.00 |
| MD900.4D.420.R.13-C40 | 42 | 60 | 40 | 271 | 168 | 201 | SONT 135012 | 420 | 275.00 |
| MD900.4D.430.R.13-C40 | 43 | 60 | 40 | 275 | 172 | 205 | SONT 135012 | 430 | 275.00 |
| MD900.4D.440.R.13-C40 | 44 | 60 | 40 | 279 | 176 | 209 | SONT 135012 | 440 | 275.00 |
| MD900.4D.450.R.13-C40 | 45 | 60 | 40 | 283 | 180 | 213 | SONT 135012 | 450 | 275.00 |
| MD900.4D.460.R.13-C40 | 46 | 60 | 40 | 287 | 184 | 217 | SONT 135012 | 460 | 275.00 |
| MD900.4D.470.R.15-C40 | 47 | 60 | 40 | 292 | 188 | 222 | SONT 155312 | 470 | 290.00 |
| MD900.4D.480.R.15-C40 | 48 | 60 | 40 | 296 | 192 | 226 | SONT 155312 | 480 | 290.00 |
| MD900.4D.490.R.15-C40 | 49 | 60 | 40 | 300 | 196 | 230 | SONT 155312 | 490 | 290.00 |
| MD900.4D.500.R.15-C40 | 50 | 60 | 40 | 304 | 200 | 234 | SONT 155312 | 500 | 290.00 |
| MD900.4D.510.R.15-C40 | 51 | 60 | 40 | 308 | 204 | 238 | SONT 155312 | 510 | 290.00 |
| MD900.4D.520.R.15-C40 | 52 | 60 | 40 | 312 | 208 | 242 | SONT 155312 | 520 | 290.00 |
| MD900.4D.530.R.15-C40 | 53 | 60 | 40 | 316 | 212 | 246 | SONT 155312 | 530 | 290.00 |
| MD900.4D.540.R.15-C40 | 54 | 60 | 40 | 320 | 216 | 250 | SONT 155312 | 540 | 290.00 |



Key D

Clamping screw

**Spare parts**

| DC | | £ | 80 950 ... | | £ | 70 950 ... |
|---|---|---|---|---|---|---|
| 12 - 13,5 | T06 - IP | 7.90 | 123 | M1,8x3,6 - IP | 2.99 | 862 |
| 14 - 17,5 | T06 - IP | 7.90 | 123 | M2x4,3 - IP | 2.66 | 863 |
| 18 - 23,5 | T07 - IP | 7.79 | 124 | M2,2x5 - IP | 2.58 | 856 |
| 24 - 27,5 | T08 - IP | 7.79 | 125 | M2,5x6 - IP | 3.32 | 857 |
| 28 - 32 | T09 - IP | 8.53 | 126 | M3x7 - IP | 2.54 | 819 |
| 32,5 - 41 | T15 - IP | 9.11 | 128 | M3,5x8,6 - IP | 2.54 | 859 |
| 42 - 63 | T20 - IP | 9.56 | 129 | M4,5x10,5 - IP | 2.54 | 864 |

# MaxiDrill 900 – Indexable insert drill

**Scope of supply:**
Indexable Insert Drill including clamping screws and key

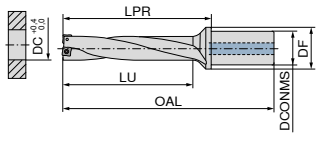

≤ 5xD KOMET \ Performance

| Designation | DC mm | DF mm | DCONMS mm | OAL mm | LU mm | LPR mm | Insert | 10 855 ... | £ |
|---|---|---|---|---|---|---|---|---|---|
| MD900.5D.120.R.03-C20 | 12 | 28 | 20 | 126 | 60 | 76 | SONT 031804 | 120 | 204.00 |
| MD900.5D.130.R.03-C20 | 13 | 28 | 20 | 131 | 65 | 81 | SONT 031804 | 130 | 204.00 |
| MD900.5D.140.R.04-C20 | 14 | 30 | 20 | 137 | 70 | 87 | SONT 042105 | 140 | 209.00 |
| MD900.5D.150.R.04-C20 | 15 | 30 | 20 | 142 | 75 | 92 | SONT 042105 | 150 | 209.00 |
| MD900.5D.160.R.05-C20 | 16 | 30 | 20 | 147 | 80 | 97 | SONT 052306 | 160 | 214.00 |
| MD900.5D.170.R.05-C20 | 17 | 30 | 20 | 152 | 85 | 102 | SONT 052306 | 170 | 222.00 |
| MD900.5D.180.R.06-C25 | 18 | 32 | 25 | 164 | 90 | 108 | SONT 062506 | 180 | 222.00 |
| MD900.5D.190.R.06-C25 | 19 | 32 | 25 | 169 | 95 | 113 | SONT 062506 | 190 | 238.00 |
| MD900.5D.200.R.06-C25 | 20 | 32 | 25 | 174 | 100 | 118 | SONT 062506 | 200 | 238.00 |
| MD900.5D.210.R.07-C25 | 21 | 32 | 25 | 180 | 105 | 124 | SONT 072907 | 210 | 238.00 |
| MD900.5D.220.R.07-C25 | 22 | 32 | 25 | 184 | 110 | 128 | SONT 072907 | 220 | 238.00 |
| MD900.5D.230.R.07-C25 | 23 | 32 | 25 | 189 | 115 | 133 | SONT 072907 | 230 | 247.00 |
| MD900.5D.240.R.08-C32 | 24 | 40 | 32 | 203 | 120 | 143 | SONT 083308 | 240 | 247.00 |
| MD900.5D.250.R.08-C32 | 25 | 40 | 32 | 208 | 125 | 148 | SONT 083308 | 250 | 247.00 |
| MD900.5D.260.R.08-C32 | 26 | 40 | 32 | 212 | 130 | 152 | SONT 083308 | 260 | 272.00 |
| MD900.5D.270.R.08-C32 | 27 | 40 | 32 | 217 | 135 | 157 | SONT 083308 | 270 | 272.00 |

| Designation | DC mm | DF mm | DCONMS mm | OAL mm | LU mm | LPR mm | Insert | 10 855 ... | £ |
|---|---|---|---|---|---|---|---|---|---|
| MD900.5D.280.R.09-C32 | 28 | 40 | 32 | 221 | 140 | 161 | SONT 093808 | 280 | 272.00 |
| MD900.5D.290.R.09-C32 | 29 | 40 | 32 | 226 | 145 | 166 | SONT 093808 | 290 | 272.00 |
| MD900.5D.300.R.09-C32 | 30 | 40 | 32 | 230 | 150 | 170 | SONT 093808 | 300 | 272.00 |
| MD900.5D.310.R.09-C32 | 31 | 40 | 32 | 235 | 155 | 175 | SONT 093808 | 310 | 295.00 |
| MD900.5D.320.R.09-C32 | 32 | 40 | 32 | 239 | 160 | 179 | SONT 093808 | 320 | 295.00 |
| MD900.5D.330.R.10-C40 | 33 | 50 | 40 | 259 | 165 | 191 | SONT 104408 | 330 | 295.00 |
| MD900.5D.340.R.10-C40 | 34 | 50 | 40 | 264 | 170 | 196 | SONT 104408 | 340 | 295.00 |
| MD900.5D.350.R.10-C40 | 35 | 50 | 40 | 269 | 175 | 201 | SONT 104408 | 350 | 302.00 |
| MD900.5D.360.R.10-C40 | 36 | 50 | 40 | 274 | 180 | 206 | SONT 104408 | 360 | 302.00 |
| MD900.5D.370.R.12-C40 | 37 | 56 | 40 | 285 | 185 | 215 | SONT 124810 | 370 | 312.00 |
| MD900.5D.380.R.12-C40 | 38 | 56 | 40 | 290 | 190 | 220 | SONT 124810 | 380 | 312.00 |
| MD900.5D.390.R.12-C40 | 39 | 56 | 40 | 295 | 195 | 225 | SONT 124810 | 390 | 312.00 |
| MD900.5D.400.R.12-C40 | 40 | 56 | 40 | 300 | 200 | 230 | SONT 124810 | 400 | 312.00 |
| MD900.5D.410.R.12-C40 | 41 | 56 | 40 | 305 | 205 | 235 | SONT 124810 | 410 | 312.00 |

**Spare parts**

| DC | |  Key D £ | 80 950 ... | | Clamping screw £ | 70 950 ... |
|---|---|---|---|---|---|---|
| 12 - 13 | T06 - IP | 7.90 | 123 | M1,8x3,6 - IP | 2.99 | 862 |
| 14 - 17 | T06 - IP | 7.90 | 123 | M2x4,3 - IP | 2.66 | 863 |
| 18 - 23 | T07 - IP | 7.79 | 124 | M2,2x5 - IP | 2.58 | 856 |
| 24 - 27 | T08 - IP | 7.79 | 125 | M2,5x6 - IP | 3.32 | 857 |
| 28 - 32 | T09 - IP | 8.53 | 126 | M3x7 - IP | 2.54 | 819 |
| 33 - 41 | T15 - IP | 9.11 | 128 | M3,5x8,6 - IP | 2.54 | 859 |

## SONT

| Designation | IC mm | D1 mm | L mm | S mm |
|---|---|---|---|---|
| SONT 0318.. | 5.4 | 2.10 | 3.8 | 1.80 |
| SONT 0421.. | 4.6 | 2.25 | 4.2 | 2.10 |
| SONT 0523.. | 5.3 | 2.25 | 4.8 | 2.30 |
| SONT 0625.. | 5.9 | 2.50 | 5.5 | 2.50 |
| SONT 0729.. | 6.5 | 2.50 | 6.1 | 2.90 |
| SONT 0833.. | 7.7 | 2.90 | 7.3 | 3.30 |
| SONT 0938.. | 8.9 | 3.50 | 8.5 | 3.80 |
| SONT 1044.. | 10.1 | 4.10 | 9.6 | 4.40 |
| SONT 1248.. | 11.6 | 4.10 | 11.0 | 4.80 |
| SONT 1350.. | 13.0 | 5.30 | 12.2 | 5.00 |
| SONT 1553.. | 15.2 | 5.30 | 14.4 | 5.30 |
| SONT 1756.. | 17.5 | 5.30 | 16.7 | 5.60 |

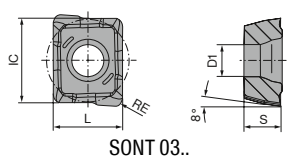

SONT 03..

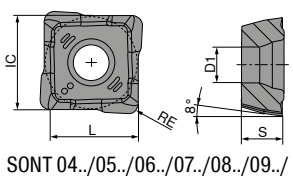

SONT 04../05../06../07../08../09../10../12../13../15../17..

## SONT

KOMET \ Performance

| ISO | RE mm | -M30 CTCP420 DRAGONSKIN 10 830 ... | £ | -M30 CTPP430 DRAGONSKIN 10 830 ... | £ |
|---|---|---|---|---|---|
| 031804 | 0.4 | 703 1) | 8.67 | 103 1) | 8.67 |
| P | | ● | | ● | |
| M | | | | ● | |
| K | | ● | | ○ | |
| N | | | | ○ | |
| S | | | | ○ | |
| H | | | | | |
| O | | | | | |

1) two usable cutting edges

## SONT

KOMET \ Performance

| ISO | RE mm | -M30 CTCP420 DRAGONSKIN 10 830 ... | £ | -M30 CTPP430 DRAGONSKIN 10 830 ... | £ |
|---|---|---|---|---|---|
| 042105 | 0.5 | 704 | 9.94 | 104 | 9.94 |
| 052306 | 0.6 | 705 | 10.07 | 105 | 10.07 |
| 062506 | 0.6 | 706 | 10.24 | 106 | 10.24 |
| 072907 | 0.7 | 707 | 10.46 | 107 | 10.46 |
| 083308 | 0.8 | 708 | 10.70 | 108 | 10.70 |
| 093808 | 0.8 | 709 | 10.96 | 109 | 10.96 |
| 104408 | 0.8 | 710 | 11.48 | 110 | 11.48 |
| 124810 | 1.0 | 712 | 12.16 | 112 | 12.16 |
| 135012 | 1.2 | 713 | 12.88 | 113 | 12.88 |
| 155312 | 1.2 | 715 | 14.60 | 115 | 14.60 |
| 175612 | 1.2 | 717 | 15.47 | 117 | 15.47 |
| P | | ● | | ● | |
| M | | | | ● | |
| K | | ● | | ○ | |
| N | | | | ○ | |
| S | | | | ○ | |
| H | | | | | |
| O | | | | | |

# Reaming and Countersinking

## **Fullmax** – High-performance machine reamers, short

- extremely irregular pitch
- designed for high-speed machining
- specialised geometries and coatings
- tolerance: Ø 2,96 – 5,96 mm = +0,004 mm
- tolerance: Ø 5,97 – 20,05 mm = +0,005 mm

UNI

DBG-U

KOMET \ Performance

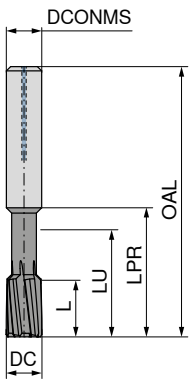

51P.57
HA
Left Hand Helix
◁ 30°
ASG2210
Solid carbide
Through hole

| DC +0,004/+0,005 mm | OAL mm | L mm | LU mm | DCONMS h6 mm | ZEFP | 40 489 ... | £ |
|---|---|---|---|---|---|---|---|
| 3,97 | 50 | 12 | 24 | 4 | 4 | 03970 | 59.22 |
| 3,98 | 50 | 12 | 24 | 4 | 4 | 03980 | 59.22 |
| 3,99 | 50 | 12 | 24 | 4 | 4 | 03990 | 59.22 |
| 4,00 | 50 | 12 | 24 | 4 | 4 | 04000 | 59.22 |
| 4,01 | 50 | 12 | 24 | 4 | 4 | 04010 | 59.22 |
| 4,02 | 50 | 12 | 24 | 4 | 4 | 04020 | 59.22 |
| 4,03 | 50 | 12 | 24 | 4 | 4 | 04030 | 59.22 |
| 4,97 | 64 | 12 | 31 | 6 | 4 | 04970 | 60.48 |
| 4,98 | 64 | 12 | 31 | 6 | 4 | 04980 | 60.48 |
| 4,99 | 64 | 12 | 31 | 6 | 4 | 04990 | 60.48 |
| 5,00 | 64 | 12 | 31 | 6 | 4 | 05000 | 60.48 |
| 5,01 | 64 | 12 | 31 | 6 | 4 | 05010 | 60.48 |
| 5,02 | 64 | 12 | 31 | 6 | 4 | 05020 | 60.48 |
| 5,03 | 64 | 12 | 31 | 6 | 4 | 05030 | 60.48 |
| 5,97 | 64 | 12 | 31 | 6 | 4 | 05970 | 60.96 |
| 5,98 | 64 | 12 | 31 | 6 | 4 | 05980 | 60.96 |
| 5,99 | 64 | 12 | 31 | 6 | 4 | 05990 | 60.96 |
| 6,00 | 64 | 12 | 31 | 6 | 4 | 06000 | 60.96 |
| 6,01 | 64 | 12 | 31 | 6 | 4 | 06010 | 60.96 |
| 6,02 | 64 | 12 | 31 | 6 | 4 | 06020 | 60.96 |
| 6,03 | 64 | 12 | 31 | 6 | 4 | 06030 | 60.96 |
| 7,97 | 70 | 16 | 31 | 8 | 6 | 07970 | 63.89 |
| 7,98 | 70 | 16 | 31 | 8 | 6 | 07980 | 63.89 |
| 7,99 | 70 | 16 | 31 | 8 | 6 | 07990 | 63.89 |
| 8,00 | 70 | 16 | 31 | 8 | 6 | 08000 | 63.89 |
| 8,01 | 70 | 16 | 31 | 8 | 6 | 08010 | 63.89 |
| 8,02 | 70 | 16 | 31 | 8 | 6 | 08020 | 63.89 |
| 8,03 | 70 | 16 | 31 | 8 | 6 | 08030 | 63.89 |
| 9,97 | 80 | 16 | 35 | 10 | 6 | 09970 | 90.99 |
| 9,98 | 80 | 16 | 35 | 10 | 6 | 09980 | 90.99 |
| 9,99 | 80 | 16 | 35 | 10 | 6 | 09990 | 90.99 |
| 10,00 | 80 | 16 | 35 | 10 | 6 | 10000 | 90.99 |
| 10,01 | 80 | 16 | 35 | 10 | 6 | 10010 | 90.99 |
| 10,02 | 80 | 16 | 35 | 10 | 6 | 10020 | 90.99 |
| 10,03 | 80 | 16 | 35 | 10 | 6 | 10030 | 90.99 |
| 11,97 | 90 | 20 | 40 | 12 | 6 | 11970 | 121.02 |
| 11,98 | 90 | 20 | 40 | 12 | 6 | 11980 | 121.02 |
| 11,99 | 90 | 20 | 40 | 12 | 6 | 11990 | 121.02 |
| 12,00 | 90 | 20 | 40 | 12 | 6 | 12000 | 121.02 |
| 12,01 | 90 | 20 | 40 | 12 | 6 | 12010 | 121.02 |
| 12,02 | 90 | 20 | 40 | 12 | 6 | 12020 | 121.02 |
| 12,03 | 90 | 20 | 40 | 12 | 6 | 12030 | 121.02 |

| | |
|---|---|
| P | ● |
| M | ● |
| K | ● |
| N | ○ |
| S | ○ |
| H | ○ |
| O | |

## **Fullmax** – High-performance machine reamers, short

- extremely irregular pitch
- designed for high-speed machining
- specialised geometries and coatings
- tolerance: Ø 2,96 – 5,96 mm = +0,004 mm
- tolerance: Ø 5,97 – 20,05 mm = +0,005 mm

UNI

DBG-U

KOMET \ Performance

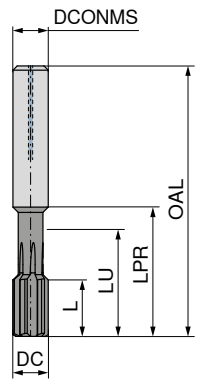

51M.57
HA
straight flute
◁ 60°
ASG2110
Solid carbide
Blind hole

| DC +0,004/+0,005 mm | OAL mm | L mm | LU mm | DCONMS h6 mm | ZEFP | 40 488 ... | £ |
|---|---|---|---|---|---|---|---|
| 3,97 | 50 | 12 | 24 | 4 | 4 | 03970 | 49.92 |
| 3,98 | 50 | 12 | 24 | 4 | 4 | 03980 | 49.92 |
| 3,99 | 50 | 12 | 24 | 4 | 4 | 03990 | 49.92 |
| 4,00 | 50 | 12 | 24 | 4 | 4 | 04000 | 49.92 |
| 4,01 | 50 | 12 | 24 | 4 | 4 | 04010 | 49.92 |
| 4,02 | 50 | 12 | 24 | 4 | 4 | 04020 | 49.92 |
| 4,03 | 50 | 12 | 24 | 4 | 4 | 04030 | 49.92 |
| 4,97 | 64 | 12 | 31 | 6 | 4 | 04970 | 51.18 |
| 4,98 | 64 | 12 | 31 | 6 | 4 | 04980 | 51.18 |
| 4,99 | 64 | 12 | 31 | 6 | 4 | 04990 | 51.18 |
| 5,00 | 64 | 12 | 31 | 6 | 4 | 05000 | 51.18 |
| 5,01 | 64 | 12 | 31 | 6 | 4 | 05010 | 51.18 |
| 5,02 | 64 | 12 | 31 | 6 | 4 | 05020 | 51.18 |
| 5,03 | 64 | 12 | 31 | 6 | 4 | 05030 | 51.18 |
| 5,97 | 64 | 12 | 31 | 6 | 4 | 05970 | 52.04 |
| 5,98 | 64 | 12 | 31 | 6 | 4 | 05980 | 52.04 |
| 5,99 | 64 | 12 | 31 | 6 | 4 | 05990 | 52.04 |
| 6,00 | 64 | 12 | 31 | 6 | 4 | 06000 | 52.04 |
| 6,01 | 64 | 12 | 31 | 6 | 4 | 06010 | 52.04 |
| 6,02 | 64 | 12 | 31 | 6 | 4 | 06020 | 52.04 |
| 6,03 | 64 | 12 | 31 | 6 | 4 | 06030 | 52.04 |
| 7,97 | 70 | 16 | 31 | 8 | 6 | 07970 | 54.60 |
| 7,98 | 70 | 16 | 31 | 8 | 6 | 07980 | 54.60 |
| 7,99 | 70 | 16 | 31 | 8 | 6 | 07990 | 54.60 |
| 8,00 | 70 | 16 | 31 | 8 | 6 | 08000 | 54.60 |
| 8,01 | 70 | 16 | 31 | 8 | 6 | 08010 | 54.60 |
| 8,02 | 70 | 16 | 31 | 8 | 6 | 08020 | 54.60 |
| 8,03 | 70 | 16 | 31 | 8 | 6 | 08030 | 54.60 |
| 9,97 | 80 | 16 | 35 | 10 | 6 | 09970 | 79.54 |
| 9,98 | 80 | 16 | 35 | 10 | 6 | 09980 | 79.54 |
| 9,99 | 80 | 16 | 35 | 10 | 6 | 09990 | 79.54 |
| 10,00 | 80 | 16 | 35 | 10 | 6 | 10000 | 79.54 |
| 10,01 | 80 | 16 | 35 | 10 | 6 | 10010 | 79.54 |
| 10,02 | 80 | 16 | 35 | 10 | 6 | 10020 | 79.54 |
| 10,03 | 80 | 16 | 35 | 10 | 6 | 10030 | 79.54 |
| 11,97 | 90 | 20 | 40 | 12 | 6 | 11970 | 106.21 |
| 11,98 | 90 | 20 | 40 | 12 | 6 | 11980 | 106.21 |
| 11,99 | 90 | 20 | 40 | 12 | 6 | 11990 | 106.21 |
| 12,00 | 90 | 20 | 40 | 12 | 6 | 12000 | 106.21 |
| 12,01 | 90 | 20 | 40 | 12 | 6 | 12010 | 106.21 |
| 12,02 | 90 | 20 | 40 | 12 | 6 | 12020 | 106.21 |
| 12,03 | 90 | 20 | 40 | 12 | 6 | 12030 | 106.21 |

| | |
|---|---|
| P | ● |
| M | ● |
| K | ● |
| N | ○ |
| S | ○ |
| H | ○ |
| O | |



Customer Service Centre
Freephone: 0800 073 2 073 / Freefax: 0800 073 2 074

Ordering via the Online Shop
http://cuttingtools.ceratizit.com

# Machine reamers, similar to DIN 8093-A / -B

▲ extremely irregular pitch

N

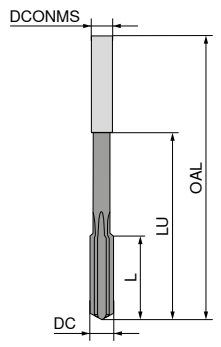

Left Hand Helix
Solid carbide

straight flute
Solid carbide

| DC H7 mm | OAL mm | L mm | LU mm | DCONMS h7 mm | ZEFP | 40 410 ... | £ | 40 400 ... | £ |
|---|---|---|---|---|---|---|---|---|---|
| 2.0 | 49 | 11 | 31 | 2.0 | 4 | 020 | 15.97 | 020 | 15.97 |
| 2.1 | 49 | 11 | 31 | 2.0 | 4 | 021 | 19.18 | 021 | 19.18 |
| 2.2 | 53 | 12 | 35 | 2.2 | 4 | 022 | 19.18 | 022 | 19.18 |
| 2.3 | 53 | 12 | 35 | 2.2 | 4 | 023 | 19.18 | 023 | 19.18 |
| 2.4 | 57 | 14 | 34 | 2.5 | 4 | 024 | 19.18 | 024 | 19.18 |
| 2.5 | 57 | 14 | 34 | 2.5 | 4 | 025 | 17.12 | 025 | 17.12 |
| 2.6 | 57 | 14 | 34 | 2.5 | 4 | 026 | 20.55 | 026 | 20.55 |
| 2.7 | 61 | 15 | 36 | 3.0 | 4 | 027 | 20.55 | 027 | 20.55 |
| 2.8 | 61 | 15 | 36 | 3.0 | 4 | 028 | 20.55 | 028 | 20.55 |
| 2.9 | 61 | 15 | 36 | 3.0 | 4 | 029 | 20.55 | 029 | 20.55 |
| 3.0 | 61 | 15 | 36 | 3.0 | 4 | 030 | 18.39 | 030 | 18.39 |
| 3.1 | 61 | 15 | 36 | 3.0 | 4 | 031 | 22.10 | 031 | 22.10 |
| 3.2 | 70 | 18 | 40 | 3.5 | 4 | 032 | 22.10 | 032 | 22.10 |
| 3.3 | 70 | 18 | 40 | 3.5 | 4 | 033 | 22.10 | 033 | 22.10 |
| 3.4 | 70 | 18 | 40 | 3.5 | 4 | 034 | 22.10 | 034 | 22.10 |
| 3.5 | 70 | 18 | 40 | 3.5 | 4 | 035 | 21.04 | 035 | 21.04 |
| 3.6 | 70 | 18 | 40 | 3.5 | 4 | 036 | 25.24 | 036 | 25.24 |
| 3.7 | 70 | 18 | 40 | 3.5 | 4 | 037 | 25.24 | 037 | 25.24 |
| 3.8 | 75 | 19 | 43 | 4.0 | 4 | 038 | 25.24 | 038 | 25.24 |
| 3.9 | 75 | 19 | 43 | 4.0 | 4 | 039 | 25.24 | 039 | 25.24 |
| 4.0 | 75 | 19 | 43 | 4.0 | 4 | 040 | 22.64 | 040 | 22.64 |
| 4.1 | 75 | 19 | 43 | 4.0 | 4 | 041 | 27.15 | 041 | 27.15 |
| 4.2 | 75 | 19 | 43 | 4.0 | 4 | 042 | 27.15 | 042 | 27.15 |
| 4.3 | 75 | 21 | 42 | 4.5 | 4 | 043 | 27.15 | 043 | 27.15 |
| 4.4 | 75 | 21 | 42 | 4.5 | 4 | 044 | 27.15 | 044 | 27.15 |
| 4.5 | 75 | 21 | 42 | 4.5 | 4 | 045 | 24.61 | 045 | 24.61 |
| 4.6 | 75 | 21 | 42 | 4.5 | 4 | 046 | 29.54 | 046 | 29.54 |
| 4.7 | 75 | 21 | 42 | 4.5 | 4 | 047 | 29.54 | 047 | 29.54 |
| 4.8 | 86 | 23 | 52 | 5.0 | 4 | 048 | 29.54 | 048 | 29.54 |
| 4.9 | 86 | 23 | 52 | 5.0 | 4 | 049 | 29.54 | 049 | 29.54 |
| 5.0 | 86 | 23 | 52 | 5.0 | 4 | 050 | 27.81 | 050 | 27.81 |
| 5.1 | 86 | 23 | 52 | 5.0 | 4 | 051 | 32.00 | 051 | 32.00 |
| 5.2 | 86 | 23 | 52 | 5.0 | 4 | 052 | 32.00 | 052 | 32.00 |
| 5.3 | 86 | 23 | 52 | 5.0 | 6 | 053 | 32.00 | 053 | 32.00 |
| 5.4 | 93 | 26 | 57 | 5.6 | 6 | 054 | 32.00 | 054 | 32.00 |
| 5.5 | 93 | 26 | 57 | 5.6 | 6 | 055 | 29.44 | 055 | 29.44 |
| 5.6 | 93 | 26 | 57 | 5.6 | 6 | 056 | 33.82 | 056 | 33.82 |
| 5.7 | 93 | 26 | 57 | 5.6 | 6 | 057 | 33.82 | 057 | 33.82 |
| 5.8 | 93 | 26 | 57 | 5.6 | 6 | 058 | 33.82 | 058 | 33.82 |
| 5.9 | 93 | 26 | 57 | 5.6 | 6 | 059 | 33.82 | 059 | 33.82 |
| 6.0 | 93 | 26 | 57 | 5.6 | 6 | 060 | 35.21 | 060 | 35.21 |
| 6.1 | 93 | 26 | 57 | 5.6 | 6 | 061 | 40.47 | 061 | 40.47 |
| 6.2 | 93 | 26 | 57 | 5.6 | 6 | 062 | 40.47 | 062 | 40.47 |
| 6.3 | 101 | 28 | 63 | 6.3 | 6 | 063 | 40.47 | 063 | 40.47 |
| 6.4 | 101 | 28 | 63 | 6.3 | 6 | 064 | 40.47 | 064 | 40.47 |
| 6.5 | 101 | 28 | 63 | 6.3 | 6 | 065 | 39.52 | 065 | 39.52 |
| 6.6 | 101 | 28 | 63 | 6.3 | 6 | 066 | 45.44 | 066 | 45.44 |
| 6.7 | 101 | 28 | 63 | 6.3 | 6 | 067 | 45.44 | 067 | 45.44 |
| 6.8 | 109 | 31 | 69 | 7.1 | 6 | 068 | 45.44 | 068 | 45.44 |
| 6.9 | 109 | 31 | 69 | 7.1 | 6 | 069 | 45.44 | 069 | 45.44 |
| 7.0 | 109 | 31 | 69 | 7.1 | 6 | 070 | 44.12 | 070 | 44.12 |
| 7.1 | 109 | 31 | 69 | 7.1 | 6 | 071 | 50.74 | 071 | 50.74 |
| 7.2 | 109 | 31 | 69 | 7.1 | 6 | 072 | 50.74 | 072 | 50.74 |
| 7.3 | 109 | 31 | 69 | 7.1 | 6 | 073 | 50.74 | 073 | 50.74 |
| 7.4 | 109 | 31 | 69 | 7.1 | 6 | 074 | 50.74 | 074 | 50.74 |
| 7.5 | 109 | 31 | 69 | 7.1 | 6 | 075 | 47.70 | 075 | 47.70 |
| 7.6 | 117 | 33 | 75 | 8.0 | 6 | 076 | 54.84 | 076 | 54.84 |
| 7.7 | 117 | 33 | 75 | 8.0 | 6 | 077 | 54.84 | 077 | 54.84 |
| 7.8 | 117 | 33 | 75 | 8.0 | 6 | 078 | 54.84 | 078 | 54.84 |
| 7.9 | 117 | 33 | 75 | 8.0 | 6 | 079 | 54.84 | 079 | 54.84 |
| 8.0 | 117 | 33 | 75 | 8.0 | 6 | 080 | 50.78 | 080 | 50.78 |
| 8.1 | 117 | 33 | 75 | 8.0 | 6 | 081 | 55.86 | 081 | 55.86 |
| 8.2 | 117 | 33 | 75 | 8.0 | 6 | 082 | 55.86 | 082 | 55.86 |
| 8.3 | 117 | 33 | 75 | 8.0 | 6 | 083 | 55.86 | 083 | 55.86 |
| 8.4 | 117 | 33 | 75 | 8.0 | 6 | 084 | 55.86 | 084 | 55.86 |
| 8.5 | 117 | 33 | 75 | 8.0 | 6 | 085 | 55.06 | 085 | 55.06 |
| 8.6 | 125 | 36 | 81 | 9.0 | 6 | 086 | 60.55 | 086 | 60.55 |
| 8.7 | 125 | 36 | 81 | 9.0 | 6 | 087 | 60.55 | 087 | 60.55 |
| 8.8 | 125 | 36 | 81 | 9.0 | 6 | 088 | 60.55 | 088 | 60.55 |
| 8.9 | 125 | 36 | 81 | 9.0 | 6 | 089 | 60.55 | 089 | 60.55 |
| 9.0 | 125 | 36 | 81 | 9.0 | 6 | 090 | 59.04 | 090 | 59.04 |
| 9.1 | 125 | 36 | 81 | 9.0 | 6 | 091 | 64.92 | 091 | 64.92 |
| 9.2 | 125 | 36 | 81 | 9.0 | 6 | 092 | 64.92 | 092 | 64.92 |
| 9.3 | 125 | 36 | 81 | 9.0 | 6 | 093 | 64.92 | 093 | 64.92 |
| 9.4 | 125 | 36 | 81 | 9.0 | 6 | 094 | 64.92 | 094 | 64.92 |
| 9.5 | 125 | 36 | 81 | 9.0 | 6 | 095 | 63.31 | 095 | 63.31 |
| 9.6 | 133 | 38 | 87 | 10.0 | 6 | 096 | 69.63 | 096 | 69.63 |
| 9.7 | 133 | 38 | 87 | 10.0 | 6 | 097 | 69.63 | 097 | 69.63 |
| 9.8 | 133 | 38 | 87 | 10.0 | 6 | 098 | 69.63 | 098 | 69.63 |
| 9.9 | 133 | 38 | 87 | 10.0 | 6 | 099 | 69.63 | 099 | 69.63 |
| 10.0 | 133 | 38 | 87 | 10.0 | 6 | 100 | 68.12 | 100 | 68.12 |
| 10.1 | 133 | 38 | 87 | 10.0 | 6 | 101 | 74.94 | 101 | 74.94 |
| 10.2 | 133 | 38 | 87 | 10.0 | 6 | 102 | 74.94 | 102 | 74.94 |
| 10.3 | 133 | 38 | 87 | 10.0 | 6 | 103 | 74.94 | 103 | 74.94 |
| 10.4 | 133 | 38 | 87 | 10.0 | 6 | 104 | 74.94 | 104 | 74.94 |
| 10.5 | 133 | 38 | 87 | 10.0 | 6 | 105 | 71.20 | 105 | 71.20 |
| 10.6 | 133 | 38 | 87 | 10.0 | 6 | 106 | 78.33 | 106 | 78.33 |
| 10.7 | 142 | 41 | 96 | 10.0 | 6 | 107 | 78.33 | 107 | 78.33 |
| 10.8 | 142 | 41 | 96 | 10.0 | 6 | 108 | 78.33 | 108 | 78.33 |
| 10.9 | 142 | 41 | 96 | 10.0 | 6 | 109 | 78.33 | 109 | 78.33 |
| 11.0 | 142 | 41 | | 10.0 | 6 | 110 | 77.17 | 110 | 77.17 |
| 11.1 | 142 | 41 | | 10.0 | 6 | 111 | 84.88 | 111 | 84.88 |
| 11.2 | 142 | 41 | | 10.0 | 6 | 112 | 84.88 | 112 | 84.88 |
| 11.3 | 142 | 41 | | 10.0 | 6 | 113 | 84.88 | 113 | 84.88 |
| 11.4 | 142 | 41 | | 10.0 | 6 | 114 | 84.88 | 114 | 84.88 |
| 11.5 | 142 | 41 | | 10.0 | 6 | 115 | 81.86 | 115 | 81.86 |
| 11.6 | 142 | 41 | | 10.0 | 6 | 116 | 90.08 | 116 | 90.08 |
| 11.7 | 142 | 41 | | 10.0 | 6 | 117 | 90.08 | 117 | 90.08 |
| 11.8 | 142 | 41 | | 10.0 | 6 | 118 | 90.08 | 118 | 90.08 |
| 11.9 | 151 | 44 | | 10.0 | 6 | 119 | 90.08 | 119 | 90.08 |
| 12.0 | 151 | 44 | | 10.0 | 6 | 120 | 88.73 | 120 | 88.73 |
| P | | | | | | | | ● | ● |
| M | | | | | | | | ○ | ○ |
| K | | | | | | | | ○ | ○ |
| N | | | | | | | | ● | ● |
| S | | | | | | | | ○ | ○ |
| H | | | | | | | | | |
| O | | | | | | | | | |

## Insert countersink 90°

**Supply details:**

Indexable insert countersink including clamping screws

KOMET \ Performance

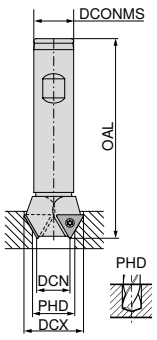


WPS

| DCX mm | DCN mm | PHD mm | ZEFP | DCONMS mm | OAL mm | Insert | 30 196 ... | £ |
|---|---|---|---|---|---|---|---|---|
| 19 | 7 | 9.5 | 2 | 16 | 100 | TOHX 090204 | 19000 | 50.00 |
| 23 | 11 | 12.0 | 2 | 16 | 100 | TOHX 090204 | 23000 | 50.00 |
| 26 | 11 | 12.0 | 1 | 16 | 100 | TOHX 090204 | 26000 | 50.00 |
| 30 | 12 | 13.0 | 2 | 20 | 100 | TOHX 140305 | 30000 | 50.00 |
| 34 | 16 | 17.0 | 2 | 20 | 100 | TOHX 140305 | 34000 | 50.00 |
| 37 | 19 | 20.0 | 2 | 20 | 100 | TOHX 140305 | 37000 | 50.00 |

TORX® Screws



Key D

**Spare parts**

| Insert | | £ | 62 950 ... | | £ | 80 950 ... |
|---|---|---|---|---|---|---|
| TOHX 090204 | M2,6x6,2 - 08IP | 2.34 | 09900 | T08 - IP | 7.79 | 125 |
| TOHX 140305 | M3,5x7,3 - 10IP | 2.34 | 12600 | T10 - IP | 8.84 | 127 |

## Insert countersink 60°

**Supply details:**

Indexable insert countersink including clamping screws

KOMET \ Performance

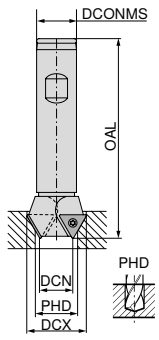


WPS

| DCX mm | DCN mm | PHD mm | ZEFP | DCONMS mm | OAL mm | Insert | 30 197 ... | £ |
|---|---|---|---|---|---|---|---|---|
| 16.5 | 8.1 | 8.5 | 1 | 16 | 100 | TOHX 090204 | 16500 | 50.00 |
| 20.0 | 11.6 | 12.0 | 2 | 16 | 100 | TOHX 090204 | 20000 | 50.00 |
| 22.0 | 13.6 | 14.0 | 2 | 16 | 100 | TOHX 090204 | 22000 | 50.00 |
| 23.5 | 15.1 | 15.5 | 2 | 16 | 100 | TOHX 090204 | 23500 | 50.00 |
| 25.5 | 17.1 | 17.5 | 2 | 16 | 100 | TOHX 090204 | 25500 | 50.00 |

TORX® Screws



Key D

**Spare parts**

| Insert | | £ | 62 950 ... | | £ | 80 950 ... |
|---|---|---|---|---|---|---|
| TOHX 090204 | M2,6x6,2 - 08IP | 2.34 | 09900 | T08 - IP | 7.79 | 125 |
| TOHX 090204 | M2,6x5,2 - 08IP | 2.34 | 12000 | T08 - IP | 7.79 | 125 |

## TOHX

| Designation | L mm | S mm | D1 mm | IC mm |
|---|---|---|---|---|
| TOHX 06T1.. | 6.50 | 1.80 | 2.2 | 4.0 |
| TOHX 0902.. | 9.12 | 2.50 | 2.8 | 5.6 |
| TOHX 1403.. | 13.62 | 3.00 | 3.8 | 8.2 |

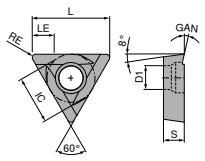


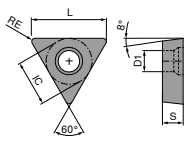


## TOHX

KOMET \ Performance

| | -U877 K10 | -G12 K10 | -U877 BK8425 | -G06 BK8425 | -G12 BK8425 | -G12 BK8425 |
|---|---|---|---|---|---|---|
| | 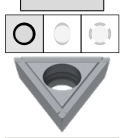 | | | | | |
| | F | | F | | | |

| ISO | RE mm | 62 604 ... | £ | 62 603 ... | £ | 62 604 ... | £ | 62 602 ... | £ | 62 603 ... | £ | 62 603 ... | £ |
|---|---|---|---|---|---|---|---|---|---|---|---|---|---|
| 06T103EL | 0.3 | | | | | | | | | | | 30200 | 9.00 |
| 090204EL | 0.4 | | | | | | | | | | | 31800 | 10.00 |
| 090204EN | 0.4 | 51400 | 9.00 | | | 31400 | 10.00 | | | 31400 | 11.00 | | |
| 090204FN | 0.4 | | | 51600 | 9.00 | | | | | | | | |
| 140304EL | 0.4 | | | | | | | | | | | 32600 | 12.00 |
| 140305EN | 0.5 | | | | | | | 33000 | 12.00 | | | | |
| 140305FN | 0.5 | | | 52800 | 10.00 | | | | | | | | |
| P | | | | | | ● | | ● | | ● | | ● | |
| M | | | | | | ● | | ● | | ● | | ● | |
| K | | | | | | ● | | ● | | ● | | ● | |
| N | | ● | | ● | | | | | | | | | |
| S | | ● | | ● | | ● | | ● | | ● | | ● | |
| H | | | | | | ○ | | ○ | | ○ | | ○ | |
| O | | ● | | ● | | | | | | | | | |

## CERATIZIT Group

### With passion and pioneering spirit for carbide

CERATIZIT has been a pioneer in the field of demanding carbide solutions for machining and wear protection for more than 95 years, controlling the entire value chain from powder to the finished end product.
With exclusive access to the highest quality carbide raw materials, CERATIZIT offers more than 130 carbide grades and as a full-range supplier manufactures highly specialized cutting tools, indexable inserts, rods made of hard materials and wear parts.
The goal remains the same: CERATIZIT provides competitive advantages – through new technological standards, innovative materials and coatings as well as unique carbide products.

Customer Service Centre
Freephone: 0800 073 2 073 / Freefax: 0800 073 2 074

Ordering via the Online Shop
http://cuttingtools.ceratizit.com

# HSS Taps

## Through hole – Machine taps, right hand

M | Stabil

WNT \ Performance

| UNI | VA |
|---|---|
| B 4–5 | B 4–5 |
| ISO 2 6H | ISO 2 6H |
| nitr. + vap. | nitr. |

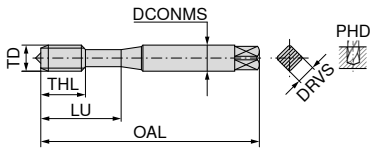


**DIN 371** with reinforced shank

| HSS-E | HSS-E |
|---|---|
| ◁ 0° | ◁ 0° |
| ≤ 1100 N/mm² | ≤ 900 N/mm² |
| ≤ 4xD | ≤ 4xD |

| TD mm | TP mm | OAL mm | DCONMS mm | DRVS mm | PHD mm | THL mm | LU mm | Flutes | 22 501 ... | £ | 22 056 ... | £ |
|---|---|---|---|---|---|---|---|---|---|---|---|---|
| M1 | 0.25 | 40 | 2.5 | 2.1 | 0.75 | 5 | 5 | 2 | 010 1) | 88.80 | | |
| M1,2 | 0.25 | 40 | 2.5 | 2.1 | 0.95 | 5 | 5 | 2 | 012 1) | 85.51 | | |
| M1,4 | 0.30 | 40 | 2.5 | 2.1 | 1.10 | 7 | 7 | 3 | 014 1) | 76.09 | | |
| M1,6 | 0.35 | 40 | 2.5 | 2.1 | 1.25 | 8 | 11 | 3 | 016 | 53.96 | | |
| M1,7 | 0.35 | 40 | 2.5 | 2.1 | 1.35 | 6 | 11 | 2 | 017 | 82.65 | | |
| M1,8 | 0.35 | 40 | 2.5 | 2.1 | 1.45 | 6 | 11 | 2 | 018 | 114.58 | | |
| M2 | 0.40 | 45 | 2.8 | 2.1 | 1.60 | 7 | 12 | 3 | 020 | 39.70 | | |
| M2 | 0.40 | 45 | 2.8 | 2.1 | 1.60 | 7 | 12 | 2 | | | 020 | 30.62 |
| M2,2 | 0.45 | 45 | 2.8 | 2.1 | 1.75 | 7 | 12 | 2 | 022 | 41.12 | | |
| M2,5 | 0.45 | 50 | 2.8 | 2.1 | 2.05 | 9 | 14 | 2 | 025 | 38.74 | 025 | 29.45 |
| M3 | 0.50 | 56 | 3.5 | 2.7 | 2.50 | 11 | 18 | 3 | 030 | 25.74 | 030 | 24.20 |
| M3,5 | 0.60 | 56 | 4.0 | 3.0 | 2.90 | 12 | 20 | 3 | 035 | 31.74 | 035 | 33.94 |
| M4 | 0.70 | 63 | 4.5 | 3.4 | 3.30 | 13 | 21 | 3 | 040 | 22.71 | 040 | 25.38 |
| M5 | 0.80 | 70 | 6.0 | 4.9 | 4.20 | 15 | 25 | 3 | 050 | 23.81 | 050 | 26.86 |
| M6 | 1.00 | 80 | 6.0 | 4.9 | 5.00 | 17 | 30 | 3 | 060 | 23.81 | 060 | 28.06 |
| M7 | 1.00 | 80 | 7.0 | 5.5 | 6.00 | 17 | 30 | 3 | 070 | 38.36 | | |
| M8 | 1.25 | 90 | 8.0 | 6.2 | 6.80 | 20 | 35 | 3 | 080 | 28.19 | 080 | 30.54 |
| M10 | 1.50 | 100 | 10.0 | 8.0 | 8.50 | 22 | 39 | 3 | 100 | 33.82 | 100 | 37.35 |
| M12 | 1.75 | 110 | 12.0 | 9.0 | 10.20 | 24 | 44 | 3 | 120 | 46.89 | | |

1) Tol. ISO 1 4H ≤ M1.4

## Blind hole – Machine taps, right hand

M | Salo-Rex

WNT \ Performance

| UNI | VA |
|---|---|
| C 2–3 | C 2–3 |
| ISO 2 6H | ISO 2 6H |
| vap. | vap. |

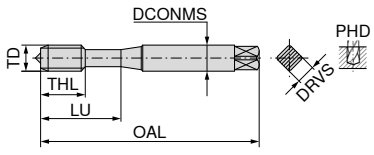


**DIN 371** with reinforced shank

| HSS-E | HSS-E |
|---|---|
| ◁ 42° | ◁ 42° |
| ≤ 1100 N/mm² | ≤ 900 N/mm² |
| ≤ 3xD | ≤ 3xD |

| TD mm | TP mm | OAL mm | DCONMS mm | DRVS mm | PHD mm | THL mm | LU mm | Flutes | 22 518 ... | £ | 22 090 ... | £ |
|---|---|---|---|---|---|---|---|---|---|---|---|---|
| M2 | 0.40 | 45 | 2.8 | 2.1 | 1.60 | 4.0 | 12 | 2 | 020 | 30.98 | 020 | 46.56 |
| M2,2 | 0.45 | 45 | 2.8 | 2.1 | 1.75 | 4.5 | 12 | 2 | 022 | 34.90 | | |
| M2,3 | 0.40 | 45 | 2.8 | 2.1 | 1.90 | 4.5 | 12 | 2 | 023 | 37.84 | | |
| M2,5 | 0.45 | 50 | 2.8 | 2.1 | 2.05 | 5.0 | 15 | 2 | 025 | 29.05 | 025 | 37.48 |
| M2,6 | 0.45 | 50 | 2.8 | 2.1 | 2.15 | 5.0 | 15 | 2 | 026 | 35.90 | | |
| M3 | 0.50 | 56 | 3.5 | 2.7 | 2.50 | 6.0 | 18 | 3 | 030 | 26.50 | 030 | 28.06 |
| M3,5 | 0.60 | 56 | 4.0 | 3.0 | 2.90 | 7.0 | 20 | 3 | 035 | 28.44 | | |
| M4 | 0.70 | 63 | 4.5 | 3.4 | 3.30 | 7.0 | 21 | 3 | 040 | 26.98 | 040 | 29.05 |
| M5 | 0.80 | 70 | 6.0 | 4.9 | 4.20 | 8.0 | 25 | 3 | 050 | 26.94 | 050 | 29.42 |
| M6 | 1.00 | 80 | 6.0 | 4.9 | 5.00 | 10.0 | 30 | 3 | 060 | 28.06 | 060 | 29.34 |
| M7 | 1.00 | 80 | 7.0 | 5.5 | 6.00 | 10.0 | 30 | 3 | 070 | 42.83 | | |
| M8 | 1.25 | 90 | 8.0 | 6.2 | 6.80 | 14.0 | 35 | 3 | 080 | 31.86 | 080 | 34.25 |
| M10 | 1.50 | 100 | 10.0 | 8.0 | 8.50 | 16.0 | 39 | 3 | 100 | 39.05 | 100 | 41.85 |
| M12 | 1.75 | 110 | 12.0 | 9.0 | 10.20 | 18.0 | 44 | 3 | 120 | 44.67 | | |

| UNI | VA |
|---|---|
| B 4–5 | B 4–5 |
| ISO 2 6H | ISO 2 6H |
| nitr. + vap. | nitr. |

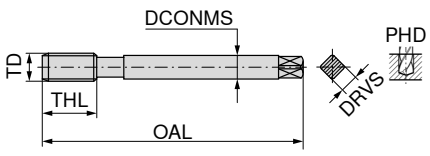


**DIN 376** with reduced shank

| HSS-E | HSS-E |
|---|---|
| ◁ 0° | ◁ 0° |
| ≤ 1100 N/mm² | ≤ 900 N/mm² |
| ≤ 4xD | ≤ 4xD |

| TD mm | TP mm | OAL mm | DCONMS mm | DRVS mm | PHD mm | THL mm | Flutes | 22 502 ... | £ | 22 057 ... | £ |
|---|---|---|---|---|---|---|---|---|---|---|---|
| M3 | 0.50 | 56 | 2.2 | | 2.5 | 11 | 3 | 030 | 52.17 | | |
| M4 | 0.70 | 63 | 2.8 | 2.1 | 3.3 | 13 | 3 | 040 | 34.72 | | |
| M5 | 0.80 | 70 | 3.5 | 2.7 | 4.2 | 15 | 3 | 050 | 32.61 | | |
| M6 | 1.00 | 80 | 4.5 | 3.4 | 5.0 | 17 | 3 | 060 | 32.75 | | |
| M8 | 1.25 | 90 | 6.0 | 4.9 | 6.8 | 20 | 3 | 080 | 36.32 | | |
| M10 | 1.50 | 100 | 7.0 | 5.5 | 8.5 | 22 | 3 | 100 | 42.62 | | |
| M12 | 1.75 | 110 | 9.0 | 7.0 | 10.2 | 24 | 3 | 120 | 41.98 | 120 | 47.30 |
| M14 | 2.00 | 110 | 11.0 | 9.0 | 12.0 | 26 | 3 | 140 | 53.09 | 140 | 65.39 |
| M16 | 2.00 | 110 | 12.0 | 9.0 | 14.0 | 27 | 3 | 160 | 58.90 | 160 | 66.91 |
| M18 | 2.50 | 125 | 14.0 | 11.0 | 15.5 | 30 | 3 | 180 | 110.45 | 180 | 163.86 |
| M20 | 2.50 | 140 | 16.0 | 12.0 | 17.5 | 32 | 3 | 200 | 87.63 | 200 | 97.56 |
| M22 | 2.50 | 140 | 18.0 | 14.5 | 19.5 | 32 | 3 | 220 | 148.53 | 220 | 257.06 |
| M24 | 3.00 | 160 | 18.0 | 14.5 | 21.0 | 34 | 3 | 240 | 117.13 | 240 | 134.10 |
| M27 | 3.00 | 160 | 20.0 | 16.0 | 24.0 | 36 | 3 | 270 | 167.90 | 270 | 281.23 |
| M30 | 3.50 | 180 | 22.0 | 18.0 | 26.5 | 40 | 4 | 300 | 190.61 | 300 | 216.59 |
| M33 | 3.50 | 180 | 25.0 | 20.0 | 29.5 | 40 | 4 | 330 | 475.14 | | |
| M36 | 4.00 | 200 | 28.0 | 22.0 | 32.0 | 50 | 4 | 360 | 547.03 | | |
| M42 | 4.50 | 200 | 32.0 | 24.0 | 37.5 | 56 | 4 | 420 | 1,038.94 | | |
| M48 | 5.00 | 250 | 36.0 | 29.0 | 43.0 | 65 | 4 | 480 | 1,097.34 | | |

| | | |
|---|---|---|
| P | 12 | 8 |
| M | 7 | 6 |
| K | 12 | |
| N | | |
| S | | |
| H | | |
| O | | |

| UNI | VA |
|---|---|
| C 2–3 | C 2–3 |
| ISO 2 6H | ISO 2 6H |
| vap. | vap. |

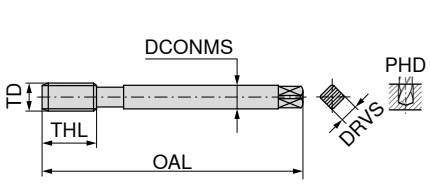


**DIN 376** with reduced shank

| HSS-E | HSS-E |
|---|---|
| ◁ 42° | ◁ 42° |
| ≤ 1100 N/mm² | ≤ 900 N/mm² |
| ≤ 3xD | ≤ 3xD |

| TD mm | TP mm | OAL mm | DCONMS mm | DRVS mm | PHD mm | THL mm | Flutes | 22 519 ... | £ | 22 091 ... | £ |
|---|---|---|---|---|---|---|---|---|---|---|---|
| M3 | 0.50 | 56 | 2.2 | | 2.5 | 6 | 3 | 030 | 43.98 | | |
| M4 | 0.70 | 63 | 2.8 | 2.1 | 3.3 | 7 | 3 | 040 | 41.98 | | |
| M5 | 0.80 | 70 | 3.5 | 2.7 | 4.2 | 8 | 3 | 050 | 31.74 | | |
| M6 | 1.00 | 80 | 4.5 | 3.4 | 5.0 | 10 | 3 | 060 | 32.95 | | |
| M8 | 1.25 | 90 | 6.0 | 4.9 | 6.8 | 14 | 3 | 080 | 36.52 | | |
| M10 | 1.50 | 100 | 7.0 | 5.5 | 8.5 | 16 | 3 | 100 | 46.50 | | |
| M12 | 1.75 | 110 | 9.0 | 7.0 | 10.2 | 18 | 3 | 120 | 48.94 | | |
| M12 | 1.75 | 110 | 9.0 | 7.0 | 10.2 | 18 | 4 | | | 120 | 51.74 |
| M14 | 2.00 | 110 | 11.0 | 9.0 | 12.0 | 20 | 3 | 140 | 62.73 | | |
| M14 | 2.00 | 110 | 11.0 | 9.0 | 12.0 | 20 | 4 | | | 140 | 76.16 |
| M16 | 2.00 | 110 | 12.0 | 9.0 | 14.0 | 22 | 3 | 160 | 69.06 | | |
| M16 | 2.00 | 110 | 12.0 | 9.0 | 14.0 | 22 | 4 | | | 160 | 73.34 |
| M18 | 2.50 | 125 | 14.0 | 11.0 | 15.5 | 25 | 3 | 180 | 99.82 | | |
| M20 | 2.50 | 140 | 16.0 | 12.0 | 17.5 | 25 | 3 | 200 | 103.48 | | |
| M20 | 2.50 | 140 | 16.0 | 12.0 | 17.5 | 25 | 4 | | | 200 | 109.58 |
| M22 | 2.50 | 140 | 18.0 | 14.5 | 19.5 | 27 | 4 | 220 | 148.53 | | |
| M22 | 2.50 | 140 | 18.0 | 14.5 | 19.5 | 27 | 5 | | | 220 | 234.99 |
| M24 | 3.00 | 160 | 18.0 | 14.5 | 21.0 | 30 | 4 | 240 | 130.91 | | |
| M24 | 3.00 | 160 | 18.0 | 14.5 | 21.0 | 30 | 5 | | | 240 | 139.11 |
| M27 | 3.00 | 160 | 20.0 | 16.0 | 24.0 | 30 | 4 | 270 | 171.93 | | |
| M30 | 3.50 | 180 | 22.0 | 18.0 | 26.5 | 35 | 4 | 300 | 220.74 | | |
| M30 | 3.50 | 180 | 22.0 | 18.0 | 26.5 | 35 | 5 | | | 300 | 294.32 |
| M33 | 3.50 | 180 | 25.0 | 20.0 | 29.5 | 35 | 4 | 330 | 433.79 | | |
| M36 | 4.00 | 200 | 28.0 | 22.0 | 32.0 | 40 | 4 | 360 | 358.99 | | |

| | | |
|---|---|---|
| P | 12 | 8 |
| M | 7 | 6 |
| K | 12 | |
| N | | |
| S | | |
| H | | |
| O | | |

## Through hole / Blind hole – Machine thread formers, right hand

M | Spanlos

WNT \ Performance

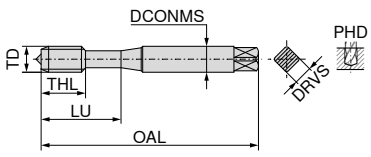


**DIN 2174** with reinforced shank

| | EC | EC SN |
|---|---|---|
| | C 2–3 | C 2–3 |
| | ISO 2X 6HX | ISO 2X 6HX |
| | TiN | TiN |
| | | |
| | HSS-E | HSS-E |
| | ≤ 1100 N/mm² ≤ 1,5xD | ≤ 1100 N/mm² ≤ 3xD |

| TD mm | TP mm | OAL mm | DCONMS mm | DRVS mm | PHD mm | THL mm | LU mm | Flutes | 22 100 ... | £ | 22 105 ... | £ |
|---|---|---|---|---|---|---|---|---|---|---|---|---|
| M1 | 0.25 | 40 | 2.5 | 2.1 | 0.90 | 5 | 6.5 | | 010 [1] | 67.23 | | |
| M1,2 | 0.25 | 40 | 2.5 | 2.1 | 1.10 | 5 | 6.5 | | 012 [1] | 61.66 | | |
| M1,4 | 0.30 | 40 | 2.5 | 2.1 | 1.28 | 6 | 9.0 | | 014 [1] | 58.07 | | |
| M1,6 | 0.35 | 40 | 2.5 | 2.1 | 1.47 | 6 | 9.0 | | 016 | 56.50 | | |
| M1,7 | 0.35 | 40 | 2.5 | 2.1 | 1.57 | 6 | 9.0 | | 017 | 58.07 | | |
| M2 | 0.40 | 45 | 2.8 | 2.1 | 1.85 | 7 | 10.0 | | 020 | 37.72 | | |
| M2 | 0.40 | 45 | 2.8 | 2.1 | 1.85 | 7 | 10.0 | 3 | | | 020 | 44.31 |
| M2,5 | 0.45 | 50 | 2.8 | 2.1 | 2.33 | 9 | 14.0 | | 025 | 38.19 | | |
| M2,5 | 0.45 | 50 | 2.8 | 2.1 | 2.33 | 9 | 14.0 | 3 | | | 025 | 41.30 |
| M2,6 | 0.45 | 50 | 2.8 | 2.1 | 2.43 | 9 | 14.0 | | 026 | 40.15 | | |
| M3 | 0.50 | 56 | 3.5 | 2.7 | 2.80 | 11 | 18.0 | | 030 | 34.78 | | |
| M3 | 0.50 | 56 | 3.5 | 2.7 | 2.80 | 11 | 18.0 | 3 | | | 030 | 38.20 |
| M3,5 | 0.60 | 56 | 4.0 | 3.0 | 3.25 | 12 | 20.0 | | 035 | 33.40 | | |
| M3,5 | 0.60 | 56 | 4.0 | 3.0 | 3.25 | 12 | 20.0 | 3 | | | 035 | 41.30 |
| M4 | 0.70 | 63 | 4.5 | 3.4 | 3.70 | 13 | 21.0 | | 040 | 35.64 | | |
| M4 | 0.70 | 63 | 4.5 | 3.4 | 3.70 | 13 | 21.0 | 4 | | | 040 | 39.67 |
| M5 | 0.80 | 70 | 6.0 | 4.9 | 4.65 | 15 | 25.0 | | 050 | 37.34 | | |
| M5 | 0.80 | 70 | 6.0 | 4.9 | 4.65 | 15 | 25.0 | 5 | | | 050 | 41.00 |
| M6 | 1.00 | 80 | 6.0 | 4.9 | 5.60 | 17 | 30.0 | | 060 | 42.83 | | |
| M6 | 1.00 | 80 | 6.0 | 4.9 | 5.60 | 17 | 30.0 | 4 | | | 060 | 46.86 |
| M8 | 1.25 | 90 | 8.0 | 6.2 | 7.40 | 20 | 35.0 | | 080 | 47.10 | | |
| M8 | 1.25 | 90 | 8.0 | 6.2 | 7.45 | 20 | 35.0 | 5 | | | 080 | 51.74 |
| M10 | 1.50 | 100 | 10.0 | 8.0 | 9.35 | 22 | 39.0 | 6 | | | 100 | 64.56 |
| M10 | 1.50 | 100 | 10.0 | 8.0 | 9.35 | 22 | 39.0 | | 100 | 59.45 | | |

1) Tol. ISO 1X 4HX ≤ M1.4

| | EC | EC SN |
|---|---|---|
| | C 2–3 | C 2–3 |
| | ISO 2X 6HX | ISO 2X 6HX |
| | TiN | TiN |
| | | |
| | HSS-E | HSS-E |
| | ≤ 1100 N/mm² ≤ 1,5xD | ≤ 1100 N/mm² ≤ 3xD |

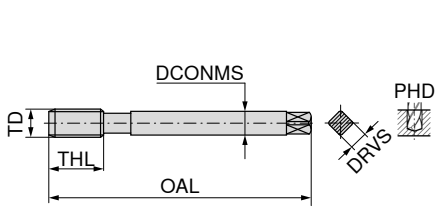


**DIN 2174** with reinforced shank

| TD mm | TP mm | OAL mm | DCONMS mm | DRVS mm | PHD mm | THL mm | Flutes | 22 101 ... | £ | 22 106 ... | £ |
|---|---|---|---|---|---|---|---|---|---|---|---|
| M12 | 1.75 | 110 | 9 | 7 | 11.25 | 24 | | 120 | 72.98 | | |
| M12 | 1.75 | 110 | 9 | 7 | 11.25 | 24 | 6 | | | 120 | 88.97 |
| M14 | 2.00 | 110 | 11 | 9 | 13.10 | 26 | 5 | | | 140 | 155.23 |
| M16 | 2.00 | 110 | 12 | 9 | 15.10 | 27 | 7 | | | 160 | 130.33 |
| M16 | 2.00 | 110 | 12 | 9 | 15.10 | 27 | | 160 | 109.54 | | |
| P | | | | | | | | 18 | | 18 | |
| M | | | | | | | | 10 | | 10 | |
| K | | | | | | | | 10 | | 10 | |
| N | | | | | | | | 22 | | 22 | |
| S | | | | | | | | | | | |
| H | | | | | | | | | | | |
| O | | | | | | | | | | | |

## Through hole – Machine taps, right hand

M

WNT \ Standard

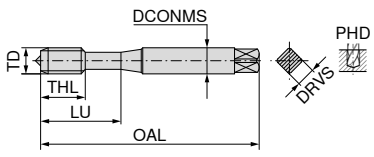


**DIN 371** with reinforced shank

| | UNI | VA |
|---|---|---|
| | B 4–5 | B 4–5 |
| | ISO 2 6H | ISO 2 6H |
| | TiN | nitr. |
| | | |
| | POWDERSTEEL HSS-PM | POWDERSTEEL HSS-PM |
| | ◁ 0° ≤ 1000 N/mm² ≤ 3xD | ◁ 0° ≤ 1200 N/mm² ≤ 3xD |

| TD mm | TP mm | OAL mm | DCONMS mm | DRVS mm | PHD mm | THL mm | LU mm | Flutes | 23 010 ... | £ | 23 450 ... | £ |
|---|---|---|---|---|---|---|---|---|---|---|---|---|
| M2 | 0.40 | 45 | 2.8 | 2.1 | 1.6 | 4 | 13.5 | 2 | 020 | 7.00 | | |
| M3 | 0.50 | 56 | 3.5 | 2.7 | 2.5 | 11 | 18.0 | 3 | 030 | 8.00 | 030 | 8.00 |
| M4 | 0.70 | 63 | 4.5 | 3.4 | 3.3 | 13 | 21.0 | 3 | 040 | 8.00 | 040 | 8.00 |
| M5 | 0.80 | 70 | 6.0 | 4.9 | 4.2 | 15 | 25.0 | 3 | 050 | 9.00 | 050 | 9.00 |
| M6 | 1.00 | 80 | 6.0 | 4.9 | 5.0 | 17 | 30.0 | 3 | 060 | 10.00 | 060 | 9.00 |
| M8 | 1.25 | 90 | 8.0 | 6.2 | 6.8 | 20 | 35.0 | 3 | 080 | 12.00 | 080 | 10.00 |
| M10 | 1.50 | 100 | 10.0 | 8.0 | 8.5 | 22 | 39.0 | 3 | 100 | 15.00 | 100 | 11.00 |

| | UNI | VA |
|---|---|---|
| | B 4–5 | B 4–5 |
| | ISO 2 6H | ISO 2 6H |
| | TiN | nitr. |
| | | |
| | POWDERSTEEL HSS-PM | POWDERSTEEL HSS-PM |
| | ◁ 0° ≤ 1000 N/mm² ≤ 3xD | ◁ 0° ≤ 1200 N/mm² ≤ 3xD |

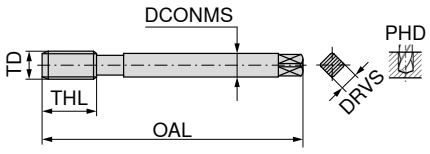


**DIN 376** with reduced shank

| TD mm | TP mm | OAL mm | DCONMS mm | DRVS mm | PHD mm | THL mm | Flutes | 23 021 ... | £ | 23 451 ... | £ |
|---|---|---|---|---|---|---|---|---|---|---|---|
| M12 | 1.75 | 110 | 9 | 7 | 10.2 | 24 | 3 | 120 | 18.00 | 120 | 20.00 |
| M14 | 2.00 | 110 | 11 | 9 | 12.0 | 26 | 3 | | | 140 | 26.00 |
| M14 | 2.00 | 110 | 11 | 9 | 12.0 | 20 | 4 | 140 | 28.00 | | |
| M16 | 2.00 | 110 | 12 | 9 | 14.0 | 27 | 3 | 160 | 26.00 | 160 | 28.00 |
| M18 | 2.50 | 125 | 14 | 11 | 15.5 | 25 | 4 | 180 | 45.00 | | |
| M20 | 2.50 | 140 | 16 | 12 | 17.5 | 32 | 3 | 200 | 46.00 | 200 | 41.00 |
| P | | | | | | | | 15 | | 8 | |
| M | | | | | | | | 9 | | 6 | |
| K | | | | | | | | 18 | | | |
| N | | | | | | | | 12 | | 22 | |
| S | | | | | | | | | | | |
| H | | | | | | | | | | | |
| O | | | | | | | | | | | |



Customer Service Centre
Freephone: 0800 073 2 073 / Freefax: 0800 073 2 074

Ordering via the Online Shop
http://cuttingtools.ceratizit.com

## Blind hole – Machine taps, right hand

M

WNT \ Standard

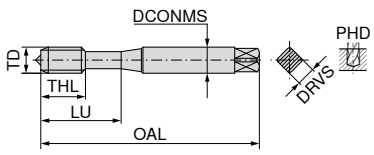


**DIN 371** with reinforced shank

| | UNI | VA | VA |
|---|---|---|---|
| | C 2–3 | C 2–3 | C 2–3 |
| | ISO 2 6H | ISO 2 6H | ISO 2 6H |
| | TiN | | TiN |
| | | | |
| | POWDERSTEEL HSS-PM | POWDERSTEEL HSS-PM | POWDERSTEEL HSS-PM |
| | ◁ 50° ≤ 1000 N/mm² ≤ 2,5xD | ◁ 40° ≤ 1200 N/mm² ≤ 2,5xD | ◁ 40° ≤ 1200 N/mm² ≤ 2,5xD |

| TD mm | TP mm | OAL mm | DCONMS mm | DRVS mm | PHD mm | THL mm | LU mm | Flutes | 23 026 ... | £ | 23 426 ... | £ | 23 456 ... | £ |
|---|---|---|---|---|---|---|---|---|---|---|---|---|---|---|
| M3 | 0.50 | 56 | 3.5 | 2.7 | 2.5 | 6 | 18 | 3 | 030 | 10.00 | 030 | 9.00 | 030 | 10.00 |
| M4 | 0.70 | 63 | 4.5 | 3.4 | 3.3 | 7 | 21 | 3 | 040 | 10.00 | 040 | 9.00 | 040 | 11.00 |
| M5 | 0.80 | 70 | 6.0 | 4.9 | 4.2 | 8 | 25 | 3 | 050 | 10.00 | 050 | 9.00 | 050 | 11.00 |
| M6 | 1.00 | 80 | 6.0 | 4.9 | 5.0 | 10 | 30 | 3 | 060 | 12.00 | 060 | 9.00 | 060 | 14.00 |
| M8 | 1.25 | 90 | 8.0 | 6.2 | 6.8 | 14 | 35 | 3 | 080 | 14.00 | 080 | 11.00 | 080 | 15.00 |
| M10 | 1.50 | 100 | 10.0 | 8.0 | 8.5 | 16 | 39 | 3 | 100 | 18.00 | 100 | 13.00 | 100 | 20.00 |

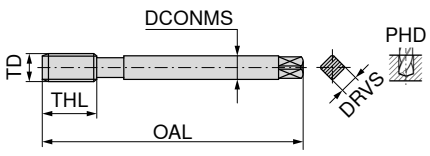


**DIN 376** with reduced shank

| | UNI | VA | VA |
|---|---|---|---|
| | C 2–3 | C 2–3 | C 2–3 |
| | ISO 2 6H | ISO 2 6H | ISO 2 6H |
| | TiN | | TiN |
| | | | |
| | POWDERSTEEL HSS-PM | POWDERSTEEL HSS-PM | POWDERSTEEL HSS-PM |
| | ◁ 50° ≤ 1000 N/mm² ≤ 2,5xD | ◁ 40° ≤ 1200 N/mm² ≤ 2,5xD | ◁ 40° ≤ 1200 N/mm² ≤ 2,5xD |

| TD mm | TP mm | OAL mm | DCONMS mm | DRVS mm | PHD mm | THL mm | Flutes | 23 027 ... | £ | 23 427 ... | £ | 23 457 ... | £ |
|---|---|---|---|---|---|---|---|---|---|---|---|---|---|
| M12 | 1.75 | 110 | 9 | 7.0 | 10.2 | 18 | 4 | 120 | 21.00 | | | | |
| M12 | 1.75 | 110 | 9 | 7.0 | 10.2 | 18 | 3 | | | 120 | 21.00 | 120 | 29.00 |
| M14 | 2.00 | 110 | 11 | 9.0 | 12.0 | 20 | 4 | 140 | 31.00 | 140 | 28.00 | | |
| M16 | 2.00 | 110 | 12 | 9.0 | 14.0 | 22 | 4 | 160 | 31.00 | | | | |
| M16 | 2.00 | 110 | 12 | 9.0 | 14.0 | 22 | 3 | | | 160 | 30.00 | 160 | 37.00 |
| M20 | 2.50 | 140 | 16 | 12.0 | 17.5 | 25 | 3 | 200 | 35.00 | 200 | 45.00 | 200 | 73.00 |
| M24 | 3.00 | 160 | 18 | 14.5 | 21.0 | 30 | 4 | | | 240 | 57.00 | | |
| P | | | | | | | | 15 | | 8 | | 10 | |
| M | | | | | | | | 9 | | 6 | | 8 | |
| K | | | | | | | | 18 | | | | | |
| N | | | | | | | | 12 | | 22 | | 24 | |
| S | | | | | | | | | | | | | |
| H | | | | | | | | | | | | | |
| O | | | | | | | | | | | | | |



## High product availability thanks to state-of-the-art logistics

Why own stock? We take care of that for you!
With the cutting-edge logistics center of the cutting tools industry, we guarantee that your order will be delivered promptly.

# Thread milling cutters

## Thread milling cutter

▲ Profile corrected
▲ Hard machining to Ø DC = 4 mm possible

SGF | IR/IL | ≤ 2xD | 60° | M | Ti500

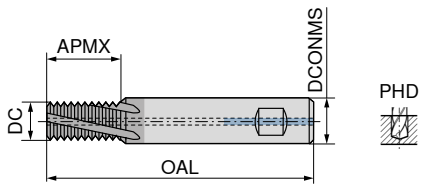

WNT \ Standard

HB — Solid carbide

| DC mm | Thread | TP mm | APMX mm | DCONMS h6 mm | OAL mm | ZEFP | PHD mm | 54 800 ... | £ |
|---|---|---|---|---|---|---|---|---|---|
| 2.40 | M3 | 0.50 | 6.5 | 4 | 42 | 2 | 2.50 | 030 [1] | 94.44 |
| 3.15 | M4 | 0.70 | 9.0 | 6 | 55 | 3 | 3.30 | 040 [2] | 94.44 |
| 4.00 | M5 | 0.80 | 11.0 | 6 | 55 | 3 | 4.20 | 050 [2] | 94.44 |
| 4.80 | M6 | 1.00 | 13.0 | 6 | 55 | 3 | 5.00 | 060 [2] | 94.44 |
| 6.00 | M8 | 1.25 | 18.0 | 6 | 60 | 3 | 6.75 | 080 | 99.14 |
| 8.00 | M10 | 1.50 | 21.0 | 8 | 70 | 3 | 8.50 | 100 | 119.87 |
| 9.90 | M12 | 1.75 | 26.0 | 10 | 75 | 4 | 10.25 | 120 | 144.92 |
| 11.60 | M14 | 2.00 | 30.0 | 12 | 85 | 4 | 12.00 | 140 | 167.80 |
| 12.00 | M16 | 2.00 | 34.0 | 12 | 85 | 4 | 14.00 | 160 | 175.42 |
| 14.00 | M18 | 2.50 | 40.0 | 14 | 90 | 4 | 15.50 | 180 | 207.74 |
| 16.00 | M20 | 2.50 | 42.0 | 16 | 90 | 4 | 17.50 | 200 | 215.73 |

| | |
|---|---|
| P | ● |
| M | ● |
| K | ● |
| N | ● |
| S | ● |
| H | ● |
| O | ● |

1) DIN 6535 HA Shank / Without Through Coolant
2) Without Through Coolant

## Thread milling cutter

▲ Profile corrected
▲ Hard machining to Ø DC = 4 mm possible

SGF | IR/IL | ≤ 2xD | 60° | MF | Ti500

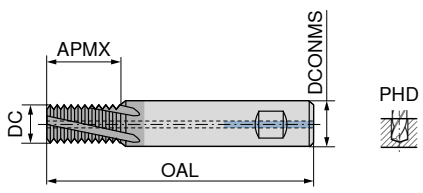

WNT \ Standard

HB — Solid carbide

| DC mm | Thread | TP mm | APMX mm | DCONMS h6 mm | OAL mm | ZEFP | PHD mm | 54 802 ... | £ |
|---|---|---|---|---|---|---|---|---|---|
| 4.0 | M5 | 0.50 | 11 | 6 | 55 | 3 | 4.50 | 050 [1] | 94.44 |
| 4.8 | M6 | 0.75 | 13 | 6 | 55 | 3 | 5.25 | 060 [1] | 94.44 |
| 6.0 | M8 | 1.00 | 18 | 6 | 60 | 3 | 7.00 | 080 | 99.14 |
| 8.0 | M10 | 1.25 | 21 | 8 | 70 | 3 | 8.75 | 100 | 119.87 |
| 9.9 | M12 | 1.50 | 26 | 10 | 75 | 4 | 10.50 | 122 | 144.92 |
| 9.9 | M12 | 1.00 | 26 | 10 | 75 | 4 | 11.00 | 120 | 144.92 |
| 9.9 | M12 | 1.25 | 26 | 10 | 75 | 4 | 10.75 | 121 | 144.92 |
| 11.6 | M14 | 1.50 | 30 | 12 | 85 | 4 | 12.50 | 141 | 167.80 |
| 11.6 | M14 | 1.00 | 30 | 12 | 85 | 4 | 13.00 | 140 | 167.80 |
| 12.0 | M16 | 1.50 | 34 | 12 | 85 | 4 | 14.50 | 160 | 175.42 |
| 14.0 | M18 | 1.50 | 40 | 14 | 90 | 4 | 16.50 | 180 | 207.74 |
| 16.0 | M20 | 1.50 | 42 | 16 | 90 | 4 | 18.50 | 200 | 215.73 |

| | |
|---|---|
| P | ● |
| M | ● |
| K | ● |
| N | ● |
| S | ● |
| H | ● |
| O | ● |

1) DIN 6535 HA Shank / Without Through Coolant

**Please Note:** G, UNF, UNC, NPT, BSF, BSW, Pg, Tr and UN also available in the main catalogue.

## Circular shank thread milling cutter

▲ Available on request from M1
▲ Profile corrected

SGF | IR/IL | ≤ 3xD | 60° | M | Ti600

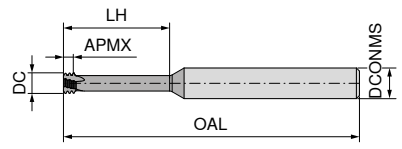

WNT \ Performance

HA — Solid carbide

| DC mm | Thread | TP mm | OAL mm | APMX mm | LH mm | DCONMS h6 mm | ZEFP | 50 802 ... | £ |
|---|---|---|---|---|---|---|---|---|---|
| 1.53 | M2 | 0.40 | 39 | 0.80 | 6.0 | 3 | 3 | 02000 | 76.41 |
| 2.37 | M3 | 0.50 | 58 | 1.35 | 9.5 | 6 | 3 | 03000 | 76.41 |
| 3.10 | M4 | 0.70 | 58 | 1.95 | 12.5 | 6 | 3 | 04000 | 76.41 |
| 3.80 | M5 | 0.80 | 58 | 2.30 | 16.0 | 6 | 3 | 05000 | 76.41 |
| 4.65 | M6 | 1.00 | 58 | 2.70 | 20.0 | 6 | 3 | 06000 | 76.41 |
| 6.00 | M8 | 1.25 | 58 | 3.20 | 24.0 | 6 | 3 | 08000 | 76.41 |
| 7.80 | M10 | 1.50 | 64 | 3.80 | 31.5 | 8 | 3 | 10000 | 95.21 |
| 9.00 | M12 | 1.75 | 73 | 4.55 | 37.8 | 10 | 3 | 12000 | 107.03 |

≤ 4xD | 60° | M

HA — Solid carbide

| DC mm | Thread | TP mm | OAL mm | APMX mm | LH mm | DCONMS h6 mm | ZEFP | 50 803 ... | £ |
|---|---|---|---|---|---|---|---|---|---|
| 1.53 | M2 | 0.40 | 39 | 1.00 | 10.4 | 3 | 3 | 02000 | 86.00 |
| 2.40 | M3 | 0.50 | 39 | 1.30 | 12.5 | 3 | 3 | 03000 | 82.17 |
| 3.10 | M4 | 0.70 | 58 | 1.80 | 16.7 | 6 | 3 | 04000 | 82.17 |
| 4.00 | M5 | 0.80 | 58 | 2.10 | 20.8 | 6 | 3 | 05000 | 82.17 |
| 4.80 | M6 | 1.00 | 58 | 2.55 | 25.0 | 6 | 3 | 06000 | 82.17 |
| 6.40 | M8 | 1.25 | 64 | 3.15 | 33.5 | 8 | 3 | 08000 | 101.86 |
| 8.00 | M10 | 1.50 | 76 | 3.85 | 41.5 | 8 | 3 | 10000 | 101.86 |

| | |
|---|---|
| P | ● |
| M | ● |
| K | ● |
| N | ● |
| S | ● |
| H | |
| O | ● |

## Our recycling service

Our joint contribution for the good of the environment: we take back your carbide and process it appropriately. You receive a credit from us that you can redeem with your next tool purchase.

Customer Service Centre
Freephone: 0800 073 2 073 / Freefax: 0800 073 2 074

Ordering via the Online Shop
http://cuttingtools.ceratizit.com

# Thread turning



## Right hand external thread turning insert

- Full profile
- CCN7525 grade with sintered chip breaker for universal application

M | MF | 60°

WNT \ Performance

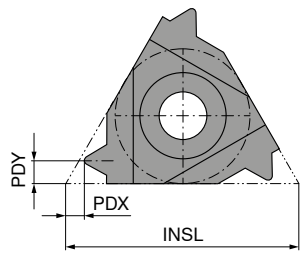


CWN1525 | HCN2525 | CCN7525





| Designation | TP mm | INSL mm | PDX mm | PDY mm | ER 71 220 ... | £ | ER 71 220 ... | £ | ER 71 220 ... | £ |
|---|---|---|---|---|---|---|---|---|---|---|
| 16 ER 0,35 | 0.35 | 16 | 0.8 | 0.4 | | | 734 | 16.03 | | |
| 16 ER 0,4 | 0.40 | 16 | 0.7 | 0.4 | | | 736 | 16.03 | | |
| 16 ER 0,5 | 0.50 | 16 | 0.6 | 0.6 | 140 | 11.00 | 740 | 12.49 | 940 | 12.49 |
| 16 ER 0,7 | 0.70 | 16 | 0.6 | 0.6 | 141 | 12.18 | 741 | 12.89 | | |
| 16 ER 0,75 | 0.75 | 16 | 0.6 | 0.6 | 142 | 11.44 | 742 | 12.49 | 942 | 12.49 |
| 16 ER 0,8 | 0.80 | 16 | 0.6 | 0.6 | 143 | 11.44 | 743 | 12.49 | 943 | 12.49 |
| 16 ER 1,0 | 1.00 | 16 | 0.7 | 0.7 | 144 | 10.68 | 744 | 12.18 | 944 | 12.18 |
| 16 ER 1,25 | 1.25 | 16 | 0.8 | 0.9 | 146 | 10.68 | 746 | 12.18 | 946 | 12.18 |
| 16 ER 1,5 | 1.50 | 16 | 0.8 | 1.0 | 148 | 10.68 | 748 | 12.18 | 948 | 12.18 |
| 16 ER 1,75 | 1.75 | 16 | 0.9 | 1.2 | 150 | 10.68 | 750 | 12.18 | | |
| 16 ER 2,0 | 2.00 | 16 | 1.0 | 1.3 | 152 | 10.68 | 752 | 12.18 | 952 | 12.18 |
| 16 ER 2,5 | 2.50 | 16 | 1.1 | 1.5 | 154 | 10.68 | 754 | 12.18 | 954 | 12.18 |
| 16 ER 3,0 | 3.00 | 16 | 1.2 | 1.6 | 156 | 10.68 | 756 | 12.18 | 956 | 12.18 |
| 22 ER 3,5 | 3.50 | 22 | 1.6 | 2.3 | 170 | 16.67 | 770 | 18.34 | | |
| 22 ER 4,0 | 4.00 | 22 | 1.6 | 2.3 | 172 | 17.39 | 772 | 19.34 | | |
| 22 ER 4,5 | 4.50 | 22 | 1.7 | 2.4 | 174 | 18.76 | 774 | 20.43 | | |
| 22 ER 5,0 | 5.00 | 22 | 1.7 | 2.5 | 176 | 18.76 | 776 | 20.43 | | |
| 22 ER 5,5 | 5.50 | 22 | 1.7 | 2.6 | 178 | 18.76 | | | | |
| 22 ER 6,0 | 6.00 | 22 | 1.9 | 2.7 | 180 | 18.76 | 780 | 20.43 | | |

UN | UNC | UNEF | UNF | 60°





| Designation | TPI 1/" | INSL mm | PDX mm | PDY mm | ER 71 264 ... | £ | ER 71 264 ... | £ | ER 71 264 ... | £ |
|---|---|---|---|---|---|---|---|---|---|---|
| 16 ER 8 | 8 | 16 | 1.1 | 1.5 | 174 | 17.07 | | | | |
| 16 ER 8 | 8 | 16 | 1.1 | 1.1 | | | | | 974 | 18.34 |
| 16 ER 11 | 11 | 16 | 1.1 | 1.5 | 168 | 17.07 | | | | |
| 16 ER 12 | 12 | 16 | 1.1 | 1.4 | 164 | 13.83 | 764 | 15.38 | | |
| 16 ER 14 | 14 | 16 | 1.0 | 1.2 | 160 | 13.83 | 760 | 15.38 | | |
| 16 ER 16 | 16 | 16 | 0.9 | 1.1 | 158 | 13.08 | 758 | 14.64 | 958 | 14.64 |
| 16 ER 18 | 18 | 16 | 0.8 | 1.0 | 156 | 13.83 | 756 | 15.38 | | |
| 16 ER 20 | 20 | 16 | 0.8 | 0.9 | 154 | 13.08 | 754 | 14.64 | 954 | 14.64 |
| 16 ER 24 | 24 | 16 | 0.7 | 0.8 | 152 | 13.83 | 752 | 15.38 | | |
| 16 ER 28 | 28 | 16 | 0.6 | 0.7 | | | 748 | 16.76 | | |
| 16 ER 32 | 32 | 16 | 0.6 | 0.6 | | | 746 | 17.94 | | |
| P | | | | | ● | | ○ | | ● | |
| M | | | | | ○ | | ● | | ● | |
| K | | | | | ● | | ○ | | ● | |
| N | | | | | ● | | ○ | | | |
| S | | | | | | | ○ | | ● | |
| H | | | | | | | ○ | | ○ | |
| O | | | | | ○ | | | | | |

CERATIZIT GROUP

DRAGONSKIN
by CERATIZIT

For more information
cutting.tools/en/dragonskin

TEAM CUTTING TOOLS
CERATIZIT KOMET WNT KLENK

# Turning Tools



## CNMG / DNMG / WNMG

| Designation | L mm | S mm | D1 mm | IC mm |
|---|---|---|---|---|
| CNMG 1204.. | 12.9 | 4.76 | 5.16 | 12.70 |
| CNMG 1606.. | 16.1 | 6.35 | 6.35 | 15.87 |
| CNMG 1906.. | 19.3 | 6.35 | 7.94 | 19.05 |
| DNMG 1104.. | 11.6 | 4.76 | 3.81 | 9.52 |
| DNMG 1504.. | 15.5 | 4.76 | 5.16 | 12.70 |
| DNMG 1506.. | 15.5 | 6.35 | 5.16 | 12.70 |
| WNMG 0604.. | 6.5 | 4.76 | 3.81 | 9.52 |
| WNMG 0804.. | 8.6 | 4.76 | 5.16 | 12.70 |

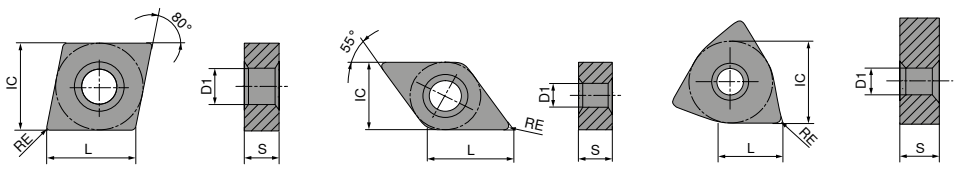


## CNMG

CERATIZIT \ Performance

| ISO | RE mm | NEW -M50 CTCP115-P M | £ | NEW -M50 CTCP125-P M | £ | NEW -M50 CTCP135-P M | £ | NEW -M70 CTCP115-P M | £ | NEW -M70 CTCP125-P M | £ | NEW -M70 CTCP135-P M | £ |
|---|---|---|---|---|---|---|---|---|---|---|---|---|---|
| | | 76 135 ... | | 76 135 ... | | 76 135 ... | | 76 119 ... | | 76 119 ... | | 76 119 ... | |
| 120404EN | 0.4 | 32801 | 8.18 | 52801 | 8.18 | 72801 | 8.18 | | | | | | |
| 120408EN | 0.8 | 33001 | 8.18 | 53001 | 8.18 | 73001 | 8.18 | 33001 | 8.18 | 53001 | 8.18 | 73001 | 8.18 |
| 120412EN | 1.2 | 32001 | 8.18 | 53201 | 8.18 | 73201 | 8.18 | 32001 | 8.18 | 53201 | 8.18 | 73201 | 8.18 |
| 120416EN | 1.6 | 33401 | 8.18 | 53401 | 8.18 | 73401 | 8.18 | 33401 | 8.18 | 53401 | 8.18 | 73401 | 8.18 |
| 160608EN | 0.8 | 34201 | 13.22 | 54201 | 13.22 | 74201 | 13.22 | 34201 | 13.22 | 54201 | 13.22 | 74201 | 13.22 |
| 160612EN | 1.2 | 34401 | 13.22 | 54401 | 13.22 | 74401 | 13.22 | 34401 | 13.22 | 54401 | 13.22 | 74401 | 13.22 |
| 160616EN | 1.6 | 34601 | 13.22 | 54601 | 13.22 | 74601 | 13.22 | 34601 | 13.22 | 54601 | 13.22 | 74601 | 13.22 |
| 160624EN | 2.4 | | | | | | | 34801 | 13.22 | 54801 | 13.22 | 74801 | 13.22 |
| 190608EN | 0.8 | | | | | | | 35401 | 18.67 | 55401 | 18.67 | 75401 | 18.67 |
| 190612EN | 1.2 | | | | | | | 35601 | 18.67 | 55601 | 18.67 | 75601 | 18.67 |
| 190616EN | 1.6 | | | | | | | 35801 | 18.67 | 55801 | 18.67 | 75801 | 18.67 |
| 190624EN | 2.4 | | | | | | | 36001 | 18.67 | 56001 | 18.67 | 76001 | 18.67 |
| P | | ● | | ● | | ● | | ● | | ● | | ● | |
| M | | | | | | ○ | | | | | | ○ | |
| K | | ○ | | ○ | | | | ○ | | ○ | | | |
| N | | | | | | | | | | | | | |
| S | | | | | | | | | | | | | |
| H | | | | | | | | | | | | | |
| O | | | | | | | | | | | | | |

## DNMG

CERATIZIT \ Performance

| ISO | RE mm | NEW -M50 CTCP115-P M | £ | NEW -M50 CTCP125-P M | £ | NEW -M50 CTCP135-P M | £ | NEW -M70 CTCP115-P M | £ | NEW -M70 CTCP125-P M | £ | NEW -M70 CTCP135-P M | £ |
|---|---|---|---|---|---|---|---|---|---|---|---|---|---|
| | | 76 136 ... | | 76 136 ... | | 76 136 ... | | 76 263 ... | | 76 263 ... | | 76 263 ... | |
| 110404EN | 0.4 | 30401 | 8.72 | 50401 | 8.72 | 70401 | 8.72 | | | | | | |
| 110408EN | 0.8 | 30601 | 8.72 | 50601 | 8.72 | 70601 | 8.72 | 30601 | 8.72 | 50601 | 8.72 | 70601 | 8.72 |
| 110412EN | 1.2 | 30801 | 8.72 | 50801 | 8.72 | 70801 | 8.72 | 30801 | 8.72 | 50801 | 8.72 | 70801 | 8.72 |
| 150404EN | 0.4 | 31601 | 10.58 | 51401 | 10.58 | 71601 | 10.58 | | | | | | |
| 150408EN | 0.8 | 31801 | 10.58 | 51801 | 10.58 | 71801 | 10.58 | 31801 | 10.58 | 51801 | 10.58 | 71801 | 10.58 |
| 150412EN | 1.2 | 32001 | 10.58 | 51601 | 10.58 | 72001 | 10.58 | 32001 | 10.58 | 52001 | 10.58 | 72001 | 10.58 |
| 150416EN | 1.6 | 32201 | 10.58 | 52201 | 10.58 | 72201 | 10.58 | 32201 | 10.58 | 52201 | 10.58 | 72201 | 10.58 |
| 150604EN | 0.4 | 32801 | 11.46 | 52801 | 11.46 | 72801 | 11.46 | | | | | | |
| 150608EN | 0.8 | 33001 | 11.46 | 53001 | 11.46 | 73001 | 11.46 | 33001 | 11.46 | 53001 | 11.46 | 73001 | 11.46 |
| 150612EN | 1.2 | 33201 | 11.46 | 53201 | 11.46 | 73201 | 11.46 | 33201 | 11.46 | 53201 | 11.46 | 73201 | 11.46 |
| 150616EN | 1.6 | 33401 | 11.46 | 53401 | 11.46 | 73401 | 11.46 | 33401 | 11.46 | 53401 | 11.46 | 73401 | 11.46 |
| P | | ● | | ● | | ● | | ● | | ● | | ● | |
| M | | | | | | ○ | | | | | | ○ | |
| K | | ○ | | ○ | | | | ○ | | ○ | | | |
| N | | | | | | | | | | | | | |
| S | | | | | | | | | | | | | |
| H | | | | | | | | | | | | | |
| O | | | | | | | | | | | | | |

## WNMG

CERATIZIT \ Performance

| ISO | RE mm | NEW -M50 CTCP115-P M | £ | NEW -M50 CTCP125-P M | £ | NEW -M50 CTCP135-P M | £ | NEW -M70 CTCP115-P M | £ | NEW -M70 CTCP125-P M | £ | NEW -M70 CTCP135-P M | £ |
|---|---|---|---|---|---|---|---|---|---|---|---|---|---|
| | | 76 139 ... | | 76 139 ... | | 76 139 ... | | 76 273 ... | | 76 273 ... | | 76 273 ... | |
| 060404EN | 0.4 | 30401 | 7.13 | 50401 | 7.13 | 70401 | 7.13 | | | | | | |
| 060408EN | 0.8 | 30601 | 7.13 | 50601 | 7.13 | 70601 | 7.13 | 30601 | 7.13 | 50601 | 7.13 | 70601 | 7.13 |
| 060412EN | 1.2 | 30801 | 7.13 | 50801 | 7.13 | 70801 | 7.13 | 30801 | 7.13 | 50801 | 7.13 | 70801 | 7.13 |
| 080404EN | 0.4 | 31601 | 8.97 | 51601 | 8.97 | 71601 | 8.97 | | | | | | |
| 080408EN | 0.8 | 31801 | 8.97 | 51801 | 8.97 | 71801 | 8.97 | 31801 | 8.97 | 51801 | 8.97 | 71801 | 8.97 |
| 080412EN | 1.2 | 32001 | 8.97 | 52001 | 8.97 | 72001 | 8.97 | 32001 | 8.97 | 52001 | 8.97 | 72001 | 8.97 |
| 080416EN | 1.6 | 32201 | 8.97 | 52201 | 8.97 | 72201 | 8.97 | 32201 | 8.97 | 52201 | 8.97 | 72201 | 8.97 |
| P | | ● | | ● | | ● | | ● | | ● | | ● | |
| M | | | | | | ○ | | | | | | ○ | |
| K | | ○ | | ○ | | | | ○ | | ○ | | | |
| N | | | | | | | | | | | | | |
| S | | | | | | | | | | | | | |
| H | | | | | | | | | | | | | |
| O | | | | | | | | | | | | | |



Customer Service Centre
Freephone: 0800 073 2 073 / Freefax: 0800 073 2 074

Ordering via the Online Shop
http://cuttingtools.ceratizit.com

## CCMT / DCMT / VCMT

| Designation | L mm | S mm | D1 mm | IC mm |
|---|---|---|---|---|
| CCMT 0602.. | 6.40 | 2.38 | 2.8 | 6.35 |
| CCMT 09T3.. | 9.70 | 3.97 | 4.4 | 9.52 |
| CCMT 1204.. | 12.90 | 4.76 | 5.5 | 12.70 |
| DCMT 0702.. | 7.75 | 2.38 | 2.8 | 6.35 |
| DCMT 11T3.. | 11.60 | 3.97 | 4.4 | 9.52 |
| VCMT 1604.. | 16.60 | 4.76 | 4.4 | 9.52 |

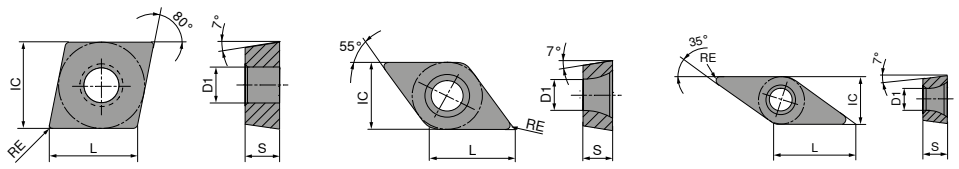


## CCMT

CERATIZIT \ Performance

| ISO | RE mm | NEW -SM CTCP115-P M 76 252 ... | £ | NEW -SM CTCP125-P M 76 252 ... | £ | NEW -SM CTCP135-P M 76 252 ... | £ | NEW -SF CTCP115-P F 76 253 ... | £ | NEW -SF CTCP125-P F 76 253 ... | £ | NEW -SF CTCP135-P F 76 253 ... | £ |
|---|---|---|---|---|---|---|---|---|---|---|---|---|---|
| 060204EN | 0.4 | 30401 | 5.57 | 50401 | 5.57 | 70401 | 5.57 | 30401 | 5.57 | 50401 | 5.57 | 70401 | 5.57 |
| 060208EN | 0.8 | 30601 | 5.57 | | | 70601 | 5.57 | | | | | | |
| 09T304EN | 0.4 | 31601 | 6.95 | 51601 | 6.95 | 71601 | 6.95 | 31601 | 6.95 | 51601 | 6.95 | 71601 | 6.95 |
| 09T308EN | 0.8 | 31801 | 6.95 | 51801 | 6.95 | 71801 | 6.95 | 31801 | 6.95 | 51801 | 6.95 | | |
| 120404EN | 0.4 | 32801 | 9.78 | 52801 | 9.78 | 72801 | 9.78 | | | 52801 | 9.78 | | |
| 120408EN | 0.8 | 33001 | 9.78 | 53001 | 9.78 | 73001 | 9.78 | | | 53001 | 9.78 | | |
| 120412EN | 1.2 | | | 53201 | 9.78 | | | | | | | | |
| P | | ● | | ● | | ● | | ● | | ● | | ● | |
| M | | | | | | ○ | | | | | | ○ | |
| K | | ○ | | ○ | | | | ○ | | ○ | | | |
| N | | | | | | | | | | | | | |
| S | | | | | | | | | | | | | |
| H | | | | | | | | | | | | | |
| O | | | | | | | | | | | | | |

## DCMT

CERATIZIT \ Performance

| ISO | RE mm | NEW -SM CTCP115-P M 76 258 ... | £ | NEW -SM CTCP125-P M 76 258 ... | £ | NEW -SM CTCP135-P M 76 258 ... | £ | NEW -SF CTCP115-P F 76 259 ... | £ | NEW -SF CTCP125-P F 76 259 ... | £ | NEW -SF CTCP135-P F 76 259 ... | £ |
|---|---|---|---|---|---|---|---|---|---|---|---|---|---|
| 070204EN | 0.4 | 30401 | 5.57 | 50401 | 5.57 | 70401 | 5.57 | 30401 | 5.57 | 50401 | 5.57 | 70401 | 5.57 |
| 070208EN | 0.8 | 30601 | 5.57 | 50601 | 5.57 | 70601 | 5.57 | | | | | | |
| 11T304EN | 0.4 | 31601 | 7.83 | 51601 | 7.83 | 71601 | 7.83 | 31601 | 7.83 | 51601 | 7.83 | 71601 | 7.83 |
| 11T308EN | 0.8 | 31801 | 7.83 | 51801 | 7.83 | 71801 | 7.83 | 31801 | 7.83 | 51801 | 7.83 | 71801 | 7.83 |
| 11T312EN | 1.2 | | | 52001 | 7.83 | | | | | | | | |
| P | | ● | | ● | | ● | | ● | | ● | | ● | |
| M | | | | | | ○ | | | | | | ○ | |
| K | | ○ | | ○ | | | | ○ | | ○ | | | |
| N | | | | | | | | | | | | | |
| S | | | | | | | | | | | | | |
| H | | | | | | | | | | | | | |
| O | | | | | | | | | | | | | |

## VCMT

CERATIZIT \ Performance

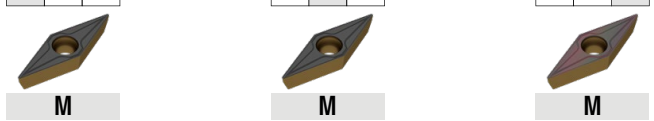

| ISO | RE mm | NEW -SM CTCP115-P M 76 278 ... | £ | NEW -SM CTCP125-P M 76 278 ... | £ | NEW -SM CTCP135-P M 76 278 ... | £ |
|---|---|---|---|---|---|---|---|
| 160404EN | 0.4 | 32801 | 11.46 | 52801 | 11.46 | 72801 | 11.46 |
| 160406EN | 0.6 | 32901 | 11.46 | | | | |
| 160408EN | 0.8 | 33001 | 11.46 | 53001 | 11.46 | 73001 | 11.46 |
| 160412EN | 1.2 | 33201 | 11.46 | 53201 | 11.46 | 73201 | 11.46 |
| P | | ● | | ● | | ● | |
| M | | | | | | ○ | |
| K | | ○ | | ○ | | | |
| N | | | | | | | |
| S | | | | | | | |
| H | | | | | | | |
| O | | | | | | | |

## Grade description

**CTP X7 10/15**

**Degree of hardness**

| | |
|---|---|
| 10 | ISO 10 |
| 15 | ISO 15 |
| ... | |

**Main application – material**

| | |
|---|---|
| P | Steel |
| M | Stainless steel |
| K | Cast iron |
| N | Light and non ferrous metals |
| S | Super alloys, titanium |
| H | Hard materials |
| **X** | **Universal application** |

**Application**

| | |
|---|---|
| 1 | Turning |
| 2 | Milling |
| 3 | Grooving |
| 4 | Drilling |
| 5 | Thread turning |
| 6 | Others |
| 7 | Multiple procedures* |

Universal application range

P | M | K | N | S

*In future multiple procedures possible
turning | grooving | milling

Further information on the product can be found in the UP2DATE January 2020 catalogue on page 28–43

## CNMG / DNMG / VNMG / WNMG

| Designation | L mm | S mm | D1 mm | IC mm |
|---|---|---|---|---|
| CNMG 1204.. | 12.9 | 4.76 | 5.16 | 12.70 |
| DNMG 1504.. | 15.5 | 4.76 | 5.16 | 12.70 |
| DNMG 1506.. | 15.5 | 6.35 | 5.16 | 12.70 |
| VNMG 1604.. | 16.6 | 4.76 | 3.81 | 9.52 |
| WNMG 0804.. | 8.6 | 4.76 | 5.16 | 12.70 |

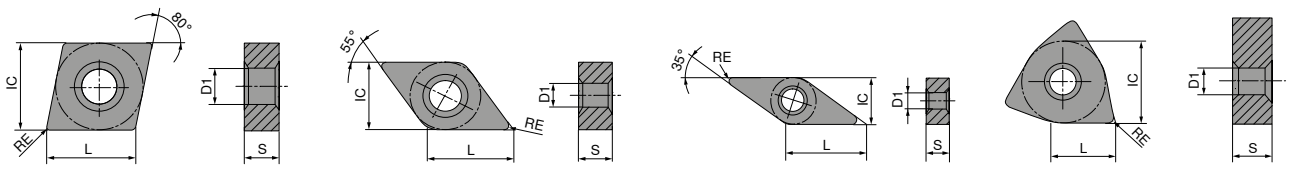


CNMG DNMG VNMG WNMG

## CNMG

CERATIZIT \ Performance

-M34
CTPX710
DRAGONSKIN



| ISO | RE mm | M 75 003 ... | £ |
|---|---|---|---|
| 120404EN | 0.4 | 62800 | 7.70 |
| 120408EN | 0.8 | 63000 | 7.70 |
| 120412EN | 1.2 | 63200 | 7.70 |
| 120416EN | 1.6 | 63400 | 7.70 |

| | |
|---|---|
| P | ● |
| M | ● |
| K | |
| N | ○ |
| S | ● |
| H | |
| O | |

## VNMG

CERATIZIT \ Performance

-M34
CTPX710
DRAGONSKIN

| ISO | RE mm | M 75 009 ... | £ |
|---|---|---|---|
| 160404EN | 0.4 | 61600 | 14.01 |
| 160408EN | 0.8 | 61800 | 14.01 |
| 160412EN | 1.2 | 62000 | 14.01 |

| | |
|---|---|
| P | ● |
| M | ● |
| K | |
| N | ○ |
| S | ● |
| H | |
| O | |

## DNMG

CERATIZIT \ Performance

-M34
CTPX710
DRAGONSKIN



| ISO | RE mm | M 75 004 ... | £ |
|---|---|---|---|
| 150404EN | 0.4 | 61600 | 11.05 |
| 150408EN | 0.8 | 61800 | 11.05 |
| 150412EN | 1.2 | 62000 | 11.05 |
| 150608EN | 0.8 | 63000 | 12.11 |
| 150612EN | 1.2 | 63200 | 12.11 |

| | |
|---|---|
| P | ● |
| M | ● |
| K | |
| N | ○ |
| S | ● |
| H | |
| O | |

## WNMG

CERATIZIT \ Performance

-M34
CTPX710
DRAGONSKIN



| ISO | RE mm | M 75 008 ... | £ |
|---|---|---|---|
| 080408EN | 0.8 | 61800 | 9.38 |
| 080412EN | 1.2 | 62000 | 9.38 |

| | |
|---|---|
| P | ● |
| M | ● |
| K | |
| N | ○ |
| S | ● |
| H | |
| O | |



Customer Service Centre
Freephone: 0800 073 2 073 / Freefax: 0800 073 2 074

Ordering via the Online Shop
http://cuttingtools.ceratizit.com

## CCGT / DCGT / VCGT

| Designation | L mm | S mm | D1 mm | IC mm |
|---|---|---|---|---|
| CCGT 0602.. | 6.40 | 2.38 | 2.8 | 6.35 |
| CCGT 09T3.. | 9.70 | 3.97 | 4.4 | 9.52 |
| CCGT 1204.. | 12.90 | 4.76 | 5.5 | 12.70 |
| DCGT 0702.. | 7.75 | 2.38 | 2.8 | 6.35 |
| DCGT 11T3.. | 11.60 | 3.97 | 4.4 | 9.52 |
| VCGT 1103.. | 11.10 | 3.18 | 2.9 | 6.35 |
| VCGT 1604.. | 16.60 | 4.76 | 4.4 | 9.52 |
| VCGT 2205.. | 22.10 | 5.56 | 5.5 | 12.70 |

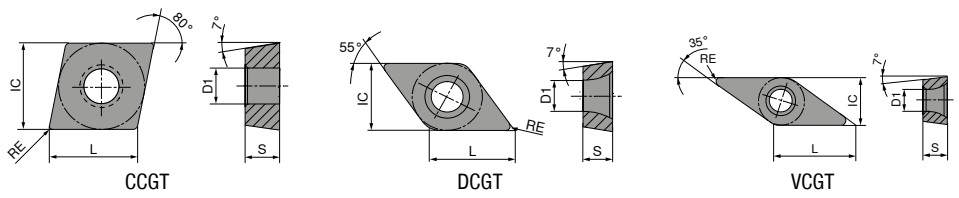


## CCGT

CERATIZIT \ Performance

| ISO | RE mm | -27 CTPX715 DRAGONSKIN M 70 254 ... | £ | -25Q CTPX710 DRAGONSKIN M 70 248 ... | £ | -25P CTPX710 DRAGONSKIN M 70 248 ... | £ |
|---|---|---|---|---|---|---|---|
| 060202FN | 0.2 | 80200 | 8.89 | | | 70200 | 9.30 |
| 060204FN | 0.4 | 80400 | 8.89 | 75400 | 11.23 | 70400 | 9.30 |
| 09T302FN | 0.2 | 81400 | 9.14 | | | 71400 | 9.53 |
| 09T304FN | 0.4 | 81600 | 9.14 | 76600 | 11.76 | 71600 | 9.53 |
| 09T308FN | 0.8 | 81800 | 9.14 | 76800 | 11.76 | 71800 | 9.53 |
| 120402FN | 0.2 | 82600 | 11.38 | | | | |
| 120404FN | 0.4 | 82800 | 11.38 | 77800 | 13.22 | 72800 | 12.17 |
| 120408FN | 0.8 | 83000 | 11.38 | 78000 | 13.22 | 73000 | 12.17 |
| P | | ● | | ● | | ● | |
| M | | ● | | ● | | ● | |
| K | | ○ | | | | | |
| N | | ● | | ● | | ● | |
| S | | ● | | ● | | ● | |
| H | | | | | | | |
| O | | ○ | | | | | |

## DCGT

CERATIZIT \ Performance

| ISO | RE mm | -27 CTPX715 DRAGONSKIN M 70 260 ... | £ | -25Q CTPX710 DRAGONSKIN M 70 263 ... | £ | -25P CTPX710 DRAGONSKIN M 70 263 ... | £ |
|---|---|---|---|---|---|---|---|
| 070202FN | 0.2 | 80200 | 8.08 | | | 70200 | 8.42 |
| 070204FN | 0.4 | 80400 | 8.08 | | | 70400 | 8.42 |
| 11T302FN | 0.2 | 81400 | 9.77 | | | 71400 | 10.17 |
| 11T304FL | 0.4 | | | 75700 | 12.15 | | |
| 11T304FN | 0.4 | 81600 | 9.77 | 75600 | 12.15 | 71600 | 10.17 |
| 11T304FR | 0.4 | | | 75800 | 12.15 | | |
| 11T308FN | 0.8 | 81800 | 9.77 | 76000 | 12.15 | 71800 | 10.17 |
| P | | ● | | ● | | ● | |
| M | | ● | | ● | | ● | |
| K | | ○ | | | | | |
| N | | ● | | ● | | ● | |
| S | | ● | | ● | | ● | |
| H | | | | | | | |
| O | | ○ | | | | | |

## VCGT

CERATIZIT \ Performance

| ISO | RE mm | -25P CTPX710 DRAGONSKIN M 70 282 ... | £ | -27 CTPX715 DRAGONSKIN M 70 280 ... | £ |
|---|---|---|---|---|---|
| 110302FN | 0.2 | 71400 | 12.41 | 81400 | 12.10 |
| 110304FN | 0.4 | 71600 | 12.41 | 81600 | 12.10 |
| 160404FN | 0.4 | 72800 | 15.38 | 82800 | 14.66 |
| 160408FN | 0.8 | 73000 | 15.38 | 83000 | 14.66 |
| 160412FN | 1.2 | 73200 | 15.38 | | |
| 220530FN | 3.0 | 75000 | 20.50 | | |
| P | | ● | | ● | |
| M | | ● | | ● | |
| K | | | | ○ | |
| N | | ● | | ● | |
| S | | ● | | ● | |
| H | | | | | |
| O | | | | ○ | |

# Machining without compromise

## Dragonskin – new grades with the high-performance coating technology from CERATIZIT

Always the right solution for machining austenitic, stainless steels. In addition to the established CTPM125, two new grades now round off our product range: the more wear-resistant CTCM120 and the tougher CTCM130. Thanks to the Dragonskin coating, both grades are high performers and process-secure.



**CTCM120**

- Wear-resistant grade for austenitic steels
- High cutting speeds
- For a smooth cut



**CTCM130**

- Tough carbide grade for interrupted cuts
- Guaranteed process security
- For lower cutting speeds and unstable conditions

## CNMG / DNMG / WNMG

| Designation | L mm | S mm | D1 mm | IC mm |
|---|---|---|---|---|
| CNMG 1204.. | 12.9 | 4.76 | 5.16 | 12.70 |
| DNMG 1104.. | 11.6 | 4.76 | 3.81 | 9.52 |
| DNMG 1506.. | 15.5 | 6.35 | 5.16 | 12.70 |
| WNMG 0604.. | 6.5 | 4.76 | 3.81 | 9.52 |
| WNMG 0804.. | 8.6 | 4.76 | 5.16 | 12.70 |

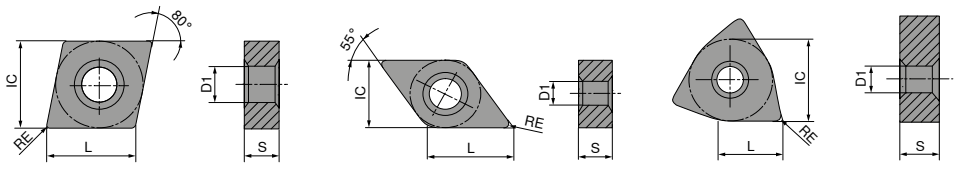


## CNMG

CERATIZIT \ Performance

| ISO | RE mm | -F30 CTCM120 F 75 010 ... | £ | -F30 CTCM130 F 75 010 ... | £ | -M30 CTCM120 M 75 011 ... | £ | -M30 CTCM130 M 75 011 ... | £ | -M60 CTCM120 M 75 012 ... | £ | -M60 CTCM130 M 75 012 ... | £ |
|---|---|---|---|---|---|---|---|---|---|---|---|---|---|
| 120404EN | 0.4 | 12800 | 8.18 | 32800 | 8.18 | | | | | | | | |
| 120408EN | 0.8 | 13000 | 8.18 | 33000 | 8.18 | 13000 | 8.18 | 33000 | 8.18 | 13000 | 8.18 | 33000 | 8.18 |
| 120412EN | 1.2 | | | | | 13200 | 8.18 | 33200 | 8.18 | 13200 | 8.18 | 33200 | 8.18 |
| 120416EN | 1.6 | | | | | 13400 | 8.18 | 33400 | 8.18 | 13400 | 8.18 | 33400 | 8.18 |
| P | | ○ | | ○ | | ○ | | ○ | | ○ | | ○ | |
| M | | ● | | ● | | ● | | ● | | ● | | ● | |
| K | | | | | | | | | | | | | |
| N | | | | | | | | | | | | | |
| S | | | | ○ | | | | ○ | | | | ○ | |
| H | | | | | | | | | | | | | |
| O | | | | | | | | | | | | | |

## DNMG

CERATIZIT \ Performance

| ISO | RE mm | -F30 CTCM120 F 75 013 ... | £ | -F30 CTCM130 F 75 013 ... | £ | -M30 CTCM120 M 75 014 ... | £ | -M30 CTCM130 M 75 014 ... | £ | -M60 CTCM120 M 75 015 ... | £ | -M60 CTCM130 M 75 015 ... | £ |
|---|---|---|---|---|---|---|---|---|---|---|---|---|---|
| 110404EN | 0.4 | 10400 | 8.72 | 30400 | 8.72 | | | | | | | | |
| 110408EN | 0.8 | 10600 | 8.72 | 30600 | 8.72 | 10600 | 8.72 | 30600 | 8.72 | | | | |
| 110412EN | 1.2 | | | | | 10800 | 8.72 | 30800 | 8.72 | | | | |
| 150604EN | 0.4 | 12800 | 11.46 | 32800 | 11.46 | | | | | | | | |
| 150608EN | 0.8 | 13000 | 11.46 | 33000 | 11.46 | 13000 | 11.46 | 33000 | 11.46 | 13000 | 11.46 | 33000 | 11.46 |
| 150612EN | 1.2 | | | | | 13200 | 11.46 | 33200 | 11.46 | 13200 | 11.46 | 33200 | 11.46 |
| P | | ○ | | ○ | | ○ | | ○ | | ○ | | ○ | |
| M | | ● | | ● | | ● | | ● | | ● | | ● | |
| K | | | | | | | | | | | | | |
| N | | | | | | | | | | | | | |
| S | | | | ○ | | | | ○ | | | | ○ | |
| H | | | | | | | | | | | | | |
| O | | | | | | | | | | | | | |

## WNMG

CERATIZIT \ Performance

| ISO | RE mm | -F30 CTCM120 F 75 024 ... | £ | -F30 CTCM130 F 75 024 ... | £ | -M30 CTCM120 M 75 025 ... | £ | -M30 CTCM130 M 75 025 ... | £ | -M60 CTCM120 M 75 026 ... | £ | -M60 CTCM130 M 75 026 ... | £ |
|---|---|---|---|---|---|---|---|---|---|---|---|---|---|
| 060404EN | 0.4 | 10400 | 7.13 | 30400 | 7.13 | | | | | | | | |
| 060408EN | 0.8 | 10600 | 7.13 | 30600 | 7.13 | 10600 | 7.13 | 30600 | 7.13 | 10600 | 7.13 | 30600 | 7.13 |
| 060412EN | 1.2 | | | | | 10800 | 7.13 | 30800 | 7.13 | 10800 | 7.13 | 30800 | 7.13 |
| 080404EN | 0.4 | 11600 | 8.97 | 31600 | 8.97 | | | | | | | | |
| 080408EN | 0.8 | 11800 | 8.97 | 31800 | 8.97 | 11800 | 8.97 | 31800 | 8.97 | 11800 | 8.97 | 31800 | 8.97 |
| 080412EN | 1.2 | | | | | 12000 | 8.97 | 32000 | 8.97 | 12000 | 8.97 | 32000 | 8.97 |
| P | | ○ | | ○ | | ○ | | ○ | | ○ | | ○ | |
| M | | ● | | ● | | ● | | ● | | ● | | ● | |
| K | | | | | | | | | | | | | |
| N | | | | | | | | | | | | | |
| S | | | | ○ | | | | ○ | | | | ○ | |
| H | | | | | | | | | | | | | |
| O | | | | | | | | | | | | | |



Customer Service Centre
Freephone: 0800 073 2 073 / Freefax: 0800 073 2 074

Ordering via the Online Shop
http://cuttingtools.ceratizit.com

# CCMT / DCMT / VCMT

| Designation | L mm | S mm | D1 mm | IC mm |
|---|---|---|---|---|
| CCMT 0602.. | 6.40 | 2.38 | 2.8 | 6.35 |
| CCMT 09T3.. | 9.70 | 3.97 | 4.4 | 9.52 |
| CCMT 1204.. | 12.90 | 4.76 | 5.5 | 12.70 |
| DCMT 0702.. | 7.75 | 2.38 | 2.8 | 6.35 |
| DCMT 11T3.. | 11.60 | 3.97 | 4.4 | 9.52 |
| VCMT 1604.. | 16.60 | 4.76 | 4.4 | 9.52 |

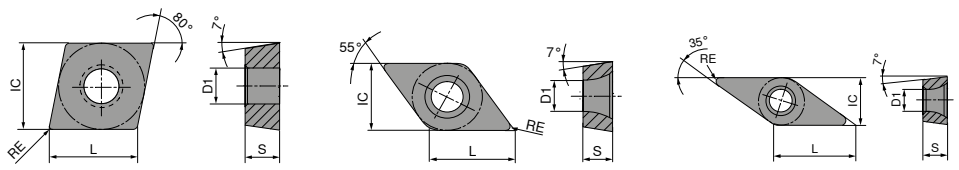


## CCMT

CERATIZIT \ Performance

| ISO | RE mm | -M25 CTCM120 F 75 210 ... | £ | -M25 CTCM130 F 75 210 ... | £ | -M55 CTCM120 M 75 211 ... | £ | -M55 CTCM130 M 75 211 ... | £ |
|---|---|---|---|---|---|---|---|---|---|
| 060204EN | 0.4 | 10400 | 5.57 | 30400 | 5.57 | 10400 | 5.57 | | |
| 09T304EN | 0.4 | 11600 | 6.95 | 31600 | 6.95 | 11600 | 6.95 | 31600 | 6.95 |
| 09T308EN | 0.8 | 11800 | 6.95 | 31800 | 6.95 | 11800 | 6.95 | 31800 | 6.95 |
| 120404EN | 0.4 | | | | | 12800 | 9.78 | 32800 | 9.78 |
| 120408EN | 0.8 | | | | | 13000 | 9.78 | 33000 | 9.78 |
| P | | ○ | | ○ | | ○ | | ○ | |
| M | | ● | | ● | | ● | | ● | |
| K | | | | | | | | | |
| N | | | | | | | | | |
| S | | | | ○ | | | | ○ | |
| H | | | | | | | | | |
| O | | | | | | | | | |

## DCMT

CERATIZIT \ Performance

| ISO | RE mm | -M25 CTCM120 F 75 213 ... | £ | -M25 CTCM130 F 75 213 ... | £ | -M55 CTCM120 M 75 214 ... | £ | -M55 CTCM130 M 75 214 ... | £ |
|---|---|---|---|---|---|---|---|---|---|
| 070202EN | 0.2 | 10200 | 5.57 | 30200 | 5.57 | | | | |
| 070204EN | 0.4 | 10400 | 5.57 | 30400 | 5.57 | 10400 | 5.57 | 30400 | 5.57 |
| 070208EN | 0.8 | | | | | 10600 | 5.57 | 30600 | 5.57 |
| 11T302EN | 0.2 | 11400 | 7.83 | 31400 | 7.83 | | | | |
| 11T304EN | 0.4 | 11600 | 7.83 | 31600 | 7.83 | 11600 | 7.83 | 31600 | 7.83 |
| 11T308EN | 0.8 | 11800 | 7.83 | 31800 | 7.83 | 11800 | 7.83 | 31800 | 7.83 |
| P | | ○ | | ○ | | ○ | | ○ | |
| M | | ● | | ● | | ● | | ● | |
| K | | | | | | | | | |
| N | | | | | | | | | |
| S | | | | ○ | | | | ○ | |
| H | | | | | | | | | |
| O | | | | | | | | | |

## VCMT

CERATIZIT \ Performance

| ISO | RE mm | -M25 CTCM120 F 75 219 ... | £ | -M25 CTCM130 F 75 219 ... | £ | -M55 CTCM120 M 75 220 ... | £ | -M55 CTCM130 M 75 220 ... | £ |
|---|---|---|---|---|---|---|---|---|---|
| 160404EN | 0.4 | 12800 | 11.46 | 32800 | 11.46 | 12800 | 11.46 | 32800 | 11.46 |
| 160408EN | 0.8 | 13000 | 11.46 | 33000 | 11.46 | 13000 | 11.46 | 33000 | 11.46 |
| P | | ○ | | ○ | | ○ | | ○ | |
| M | | ● | | ● | | ● | | ● | |
| K | | | | | | | | | |
| N | | | | | | | | | |
| S | | | | ○ | | | | ○ | |
| H | | | | | | | | | |
| O | | | | | | | | | |

# Turning Inserts – Cermet Grade CTEP110

The more powerful CTEP110 grade replaces the TWC410 and TWC10 grades in our cermet range. The combination of the latest CVD coating technology and proven cermet substrate produces a very high wear resistance with unprecedented toughness. This offers significant advantages in terms of performance and service life of the inserts compared to the TWC410 and TWC10 grades.

**Advantages/Benefits**

- Combination of the proven cermet substrate and the latest PVD coating technology
- Unique multilayer nano coating
- Combines very high wear resistance and unprecedented toughness
- Optimized chip breakers

*Turning guide (Main catalogue 2021)*


| | | | |
|---|---|---|---|
| Cutting Data | 196–215 | Chip breakers | 220–223 |
| ISO designation system | 230+231 | Grade overview and description | 238+239 |


## CCMT / CCGT / DCGT / DCMT

| Designation | L mm | S mm | D1 mm | IC mm |
|---|---|---|---|---|
| CC.T 0602.. | 6.40 | 2.38 | 2.8 | 6.35 |
| CC.T 09T3.. | 9.70 | 3.97 | 4.4 | 9.52 |
| CCMT 1204.. | 12.90 | 4.76 | 5.5 | 12.70 |
| DC.T 0702.. | 7.75 | 2.38 | 2.8 | 6.35 |
| DC.T 11T3.. | 11.60 | 3.97 | 4.4 | 9.52 |

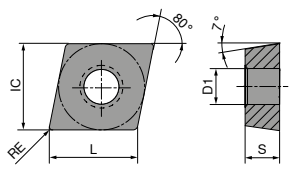

CCMT / CCGT

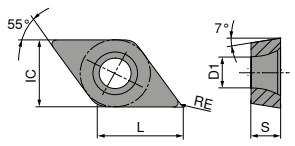

DCGT / DCMT

## CCMT / CCGT

CERATIZIT \ Performance

| ISO | RE mm | -CF55 CTEP110 CCMT F 76 248 ... | £ | -CF05 CTEP110 CCGT F 76 247 ... | £ |
|---|---|---|---|---|---|
| 060202EN | 0.2 | | | 002 | 9.92 |
| 060204EN | 0.4 | 004 | 5.39 | 004 | 9.92 |
| 09T302EN | 0.2 | | | 014 | 10.58 |
| 09T304EN | 0.4 | 016 | 6.93 | 016 | 10.58 |
| 09T308EN | 0.8 | 018 | 6.93 | 018 | 10.58 |
| 120404EN | 0.4 | 028 | 9.78 | | |
| P | | ● | | ● | |
| M | | ○ | | ○ | |
| K | | ○ | | ○ | |
| N | | | | | |
| S | | | | | |
| H | | | | | |
| O | | | | | |

## DCGT / DCMT

CERATIZIT \ Performance

| ISO | RE mm | -CF05 CTEP110 DCGT F 76 245 ... | £ | -CF55 CTEP110 DCMT F 76 246 ... | £ |
|---|---|---|---|---|---|
| 070202EN | 0.2 | 002 | 9.92 | 002 | 5.63 |
| 070204EN | 0.4 | 004 | 9.92 | 004 | 5.63 |
| 11T302EN | 0.2 | 014 | 13.13 | | |
| 11T304EN | 0.4 | 016 | 13.13 | 016 | 7.82 |
| 11T308EN | 0.8 | 018 | 13.13 | 018 | 7.82 |
| P | | ● | | ● | |
| M | | ○ | | ○ | |
| K | | ○ | | ○ | |
| N | | | | | |
| S | | | | | |
| H | | | | | |
| O | | | | | |

## From single items to large orders!

### There are no minimum order quantities

No matter which tool you need, we promise you quick and uncomplicated delivery. Even if you only order one item! We do not have minimum order quantities.

Customer Service Centre
Freephone: 0800 073 2 073 / Freefax: 0800 073 2 074

Ordering via the Online Shop
http://cuttingtools.ceratizit.com

# First choice for standard universal turning applications – small batch runs



## CNMG / DNMG / WNMG

| Designation | L mm | S mm | D1 mm | IC mm |
|---|---|---|---|---|
| CNMG 1204.. | 12.9 | 4.76 | 5.16 | 12.70 |
| CNMG 1606.. | 16.1 | 6.35 | 6.35 | 15.87 |
| CNMG 1906.. | 19.3 | 6.35 | 7.94 | 19.05 |
| DNMG 1506.. | 15.5 | 6.35 | 5.16 | 12.70 |
| WNMG 0804.. | 8.6 | 4.76 | 5.16 | 12.70 |

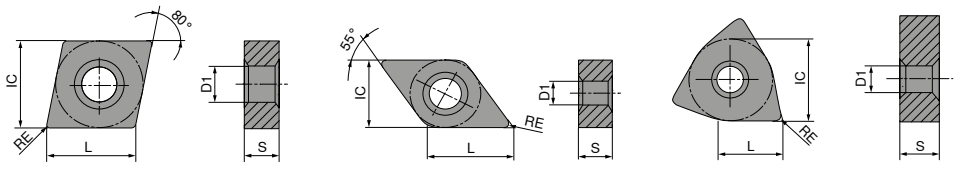


## CNMG

CERATIZIT \ Standard

| ISO | RE mm | -FMS CT-P15 F 75 302 ... | £ | -FMS CT-P25 F 75 302 ... | £ | -MRS CT-P15 M 75 303 ... | £ | -MRS CT-P25 M 75 303 ... | £ | -MRS CT-P35 M 75 303 ... | £ |
|---|---|---|---|---|---|---|---|---|---|---|---|
| 120404EN | 0.4 | 02809 | 3.00 | 12809 | 3.00 | | | | | | |
| 120408EN | 0.8 | 03009 | 3.00 | 13009 | 3.00 | 03009 | 3.00 | 13009 | 3.00 | 23009 | 3.00 |
| 120412EN | 1.2 | 03209 | 3.00 | 13209 | 3.00 | 03209 | 3.00 | 13209 | 3.00 | 23209 | 3.00 |
| 120416EN | 1.6 | | | | | 03409 | 3.00 | 13409 | 3.00 | 23409 | 3.00 |
| 160612EN | 1.2 | | | | | 04409 | 4.00 | 14409 | 4.00 | 24409 | 4.00 |
| 160616EN | 1.6 | | | | | 04609 | 4.00 | 14609 | 4.00 | 24609 | 4.00 |
| 190612EN | 1.2 | | | | | 05609 | 7.00 | 15609 | 7.00 | 25609 | 7.00 |
| 190616EN | 1.6 | | | | | 05809 | 7.00 | 15809 | 7.00 | 25809 | 7.00 |
| P | | ● | | ● | | ● | | ● | | ● | |
| M | | ○ | | ○ | | ○ | | ○ | | ○ | |
| K | | | | | | | | | | | |
| N | | | | | | | | | | | |
| S | | | | | | | | | | | |
| H | | | | | | | | | | | |
| O | | | | | | | | | | | |

## DNMG

CERATIZIT \ Standard

| ISO | RE mm | -FMS CT-P15 F 75 306 ... | £ | -FMS CT-P25 F 75 306 ... | £ | -MRS CT-P15 M 75 307 ... | £ | -MRS CT-P25 M 75 307 ... | £ | -MRS CT-P35 M 75 307 ... | £ |
|---|---|---|---|---|---|---|---|---|---|---|---|
| 150604EN | 0.4 | 02809 | 4.00 | 12809 | 4.00 | | | | | | |
| 150608EN | 0.8 | 03009 | 4.00 | 13009 | 4.00 | 03009 | 4.00 | 13009 | 4.00 | 23009 | 4.00 |
| 150612EN | 1.2 | 03209 | 4.00 | 13209 | 4.00 | 03209 | 4.00 | 13209 | 4.00 | 23209 | 4.00 |
| 150616EN | 1.6 | | | | | 03409 | 4.00 | 13409 | 4.00 | 23409 | 4.00 |
| P | | ● | | ● | | ● | | ● | | ● | |
| M | | ○ | | ○ | | ○ | | ○ | | ○ | |
| K | | | | | | | | | | | |
| N | | | | | | | | | | | |
| S | | | | | | | | | | | |
| H | | | | | | | | | | | |
| O | | | | | | | | | | | |

## WNMG

CERATIZIT \ Standard

| ISO | RE mm | -FMS CT-P15 F 75 311 ... | £ | -FMS CT-P25 F 75 311 ... | £ | -MRS CT-P15 M 75 312 ... | £ | -MRS CT-P25 M 75 312 ... | £ | -MRS CT-P35 M 75 312 ... | £ |
|---|---|---|---|---|---|---|---|---|---|---|---|
| 080404EN | 0.4 | 01609 | 3.50 | 11609 | 3.50 | | | | | | |
| 080408EN | 0.8 | 01809 | 3.50 | 11809 | 3.50 | 01809 | 3.50 | 11809 | 3.50 | 21809 | 3.50 |
| 080412EN | 1.2 | 02009 | 3.50 | 12009 | 3.50 | 02009 | 3.50 | 12009 | 3.50 | 22009 | 3.50 |
| P | | ● | | ● | | ● | | ● | | ● | |
| M | | ○ | | ○ | | ○ | | ○ | | ○ | |
| K | | | | | | | | | | | |
| N | | | | | | | | | | | |
| S | | | | | | | | | | | |
| H | | | | | | | | | | | |
| O | | | | | | | | | | | |

## CCMT / DCMT / VCMT

| Designation | L mm | S mm | D1 mm | IC mm |
|---|---|---|---|---|
| CCMT 09T3.. | 9.70 | 3.97 | 4.4 | 9.52 |
| CCMT 1204.. | 12.90 | 4.76 | 5.5 | 12.70 |
| DCMT 0702.. | 7.75 | 2.38 | 2.8 | 6.35 |
| DCMT 11T3.. | 11.60 | 3.97 | 4.4 | 9.52 |
| VCMT 1103.. | 11.10 | 3.18 | 2.9 | 6.35 |
| VCMT 1604.. | 16.60 | 4.76 | 4.4 | 9.52 |

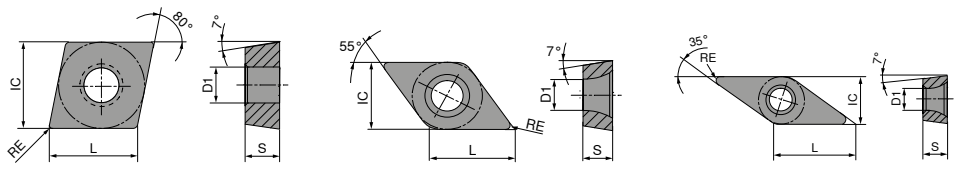


## CCMT

CERATIZIT \ Standard

| ISO | RE mm | -FMS CT-P15 F 75 300 ... | £ | -FMS CT-P25 F 75 300 ... | £ | -MRS CT-P15 M 75 301 ... | £ | -MRS CT-P25 M 75 301 ... | £ |
|---|---|---|---|---|---|---|---|---|---|
| 09T304EN | 0.4 | 01609 | 2.00 | 11609 | 2.00 | 01609 | 2.00 | 11609 | 2.00 |
| 09T308EN | 0.8 | 01809 | 2.00 | 11809 | 2.00 | 01809 | 2.00 | 11809 | 2.00 |
| 120404EN | 0.4 | 02809 | 3.00 | 12809 | 3.00 | 02809 | 3.00 | 12809 | 3.00 |
| 120408EN | 0.8 | 03009 | 3.00 | 13009 | 3.00 | 03009 | 3.00 | 13009 | 3.00 |
| 120412EN | 1.2 | | | | | 03209 | 3.00 | 13209 | 3.00 |
| P | | ● | | ● | | ● | | ● | |
| M | | ○ | | ○ | | ○ | | ○ | |
| K | | | | | | | | | |
| N | | | | | | | | | |
| S | | | | | | | | | |
| H | | | | | | | | | |
| O | | | | | | | | | |

## DCMT

CERATIZIT \ Standard

| ISO | RE mm | -FMS CT-P15 F 75 304 ... | £ | -FMS CT-P25 F 75 304 ... | £ | -MRS CT-P15 M 75 305 ... | £ | -MRS CT-P25 M 75 305 ... | £ |
|---|---|---|---|---|---|---|---|---|---|
| 070204EN | 0.4 | 00409 | 2.00 | 10409 | 2.00 | 00409 | 2.00 | 10409 | 2.00 |
| 070208EN | 0.8 | 00609 | 2.00 | 10609 | 2.00 | 00609 | 2.00 | 10609 | 2.00 |
| 11T304EN | 0.4 | 01609 | 2.00 | 11609 | 2.00 | 01609 | 2.00 | 11609 | 2.00 |
| 11T308EN | 0.8 | 01809 | 2.00 | 11809 | 2.00 | 01809 | 2.00 | 11809 | 2.00 |
| P | | ● | | ● | | ● | | ● | |
| M | | ○ | | ○ | | ○ | | ○ | |
| K | | | | | | | | | |
| N | | | | | | | | | |
| S | | | | | | | | | |
| H | | | | | | | | | |
| O | | | | | | | | | |

## VCMT

CERATIZIT \ Standard

| ISO | RE mm | -FMS CT-P15 F 75 308 ... | £ | -FMS CT-P25 F 75 308 ... | £ | -MRS CT-P15 M 75 309 ... | £ | -MRS CT-P25 M 75 309 ... | £ |
|---|---|---|---|---|---|---|---|---|---|
| 110304EN | 0.4 | 01609 | 4.00 | 11609 | 4.00 | | | | |
| 160404EN | 0.4 | 02809 | 4.00 | 12809 | 4.00 | 02809 | 4.00 | 12809 | 4.00 |
| 160408EN | 0.8 | 03009 | 4.00 | 13009 | 4.00 | 03009 | 4.00 | 13009 | 4.00 |
| P | | ● | | ● | | ● | | ● | |
| M | | ○ | | ○ | | ○ | | ○ | |
| K | | | | | | | | | |
| N | | | | | | | | | |
| S | | | | | | | | | |
| H | | | | | | | | | |
| O | | | | | | | | | |



Customer Service Centre
Freephone: 0800 073 2 073 / Freefax: 0800 073 2 074

Ordering via the Online Shop
http://cuttingtools.ceratizit.com

EcoCut



## EcoCut – Adapter Mini

CERATIZIT \ Performance

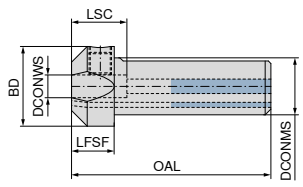


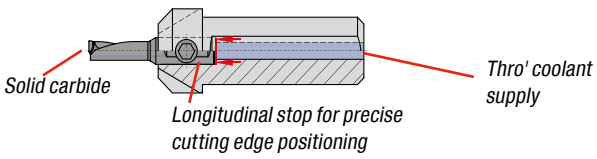

| Designation | DCONWS mm | DCONMS mm | BD mm | OAL mm | LFSF mm | LSC mm | 70 800 ... | £ |
|---|---|---|---|---|---|---|---|---|
| EC-ADX16-04 | 4 | 16.00 | 22 | 59.0 | 14 | 18 | 716 | 72.00 |
| EC-ADX12-04-E | 4 | 19.05 | 25 | 63.5 | 14 | 18 | 719 | 72.00 |
| EC-ADX20-04 | 4 | 20.00 | 25 | 64.0 | 14 | 18 | 720 | 72.00 |
| EC-ADX16-06 | 6 | 16.00 | 22 | 59.0 | 14 | 18 | 976 | 72.00 |
| EC-ADX12-06-E | 6 | 19.05 | 25 | 63.5 | 14 | 18 | 986 | 72.00 |
| EC-ADX20-06 | 6 | 20.00 | 25 | 64.0 | 14 | 18 | 996 | 72.00 |
| EC-ADX16-08 | 8 | 16.00 | 22 | 59.0 | 14 | 18 | 978 | 72.00 |
| EC-ADX12-08-E | 8 | 19.05 | 25 | 63.5 | 14 | 18 | 988 | 72.00 |
| EC-ADX20-08 | 8 | 20.00 | 25 | 64.0 | 14 | 18 | 998 | 72.00 |

## EcoCut – Mini adapter with coolant connection thread

CERATIZIT \ Performance

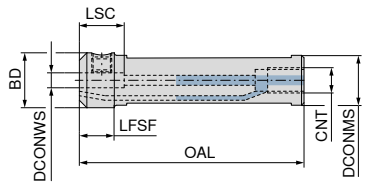


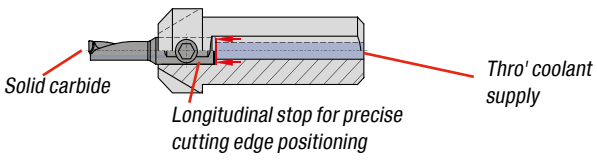

| Designation | DCONWS mm | DCONMS mm | BD mm | OAL mm | LFSF mm | LSC mm | Thread | 70 801 ... | £ |
|---|---|---|---|---|---|---|---|---|---|
| ECA 16-04 | 4 | 16.00 | 20.0 | 75 | 14 | 18 | G 1/8 | 716 | 38.00 |
| ECA 0750-04 | 4 | 19.05 | 20.0 | 100 | 14 | 18 | G 1/8 | 719 | 39.00 |
| ECA 20-04 | 4 | 20.00 | 19.6 | 90 | 14 | 18 | G 1/8 | 720 | 39.00 |
| ECA 22-04 | 4 | 22.00 | 21.6 | 110 | 14 | 18 | G 1/8 | 722 | 40.00 |
| ECA 25-04 | 4 | 25.00 | 24.6 | 110 | 14 | 18 | G 1/8 | 725 | 41.00 |
| ECA 1000-04 | 4 | 25.40 | 25.0 | 110 | 14 | 18 | G 1/8 | 726 | 41.00 |
| ECA 16-06 | 6 | 16.00 | 22.0 | 75 | 14 | 18 | G 1/8 | 816 | 38.00 |
| ECA 0750-06 | 6 | 19.05 | 22.0 | 100 | 14 | 18 | G 1/8 | 819 | 39.00 |
| ECA 20-06 | 6 | 20.00 | 22.0 | 90 | 14 | 18 | G 1/8 | 820 | 39.00 |
| ECA 22-06 | 6 | 22.00 | 21.6 | 110 | 14 | 18 | G 1/8 | 822 | 40.00 |
| ECA 25-06 | 6 | 25.00 | 24.6 | 110 | 14 | 18 | G 1/8 | 825 | 41.00 |
| ECA 1000-06 | 6 | 25.40 | 25.0 | 110 | 14 | 18 | G 1/8 | 826 | 41.00 |
| ECA 16-08 | 8 | 16.00 | 22.0 | 75 | 14 | 18 | G 1/8 | 916 | 38.00 |
| ECA 0750-08 | 8 | 19.05 | 22.0 | 100 | 14 | 18 | G 1/8 | 919 | 39.00 |
| ECA 20-08 | 8 | 20.00 | 22.0 | 90 | 14 | 18 | G 1/8 | 920 | 39.00 |
| ECA 22-08 | 8 | 22.00 | 21.6 | 110 | 14 | 18 | G 1/8 | 922 | 40.00 |
| ECA 25-08 | 8 | 25.00 | 24.6 | 110 | 14 | 18 | G 1/8 | 925 | 41.00 |
| ECA 1000-08 | 8 | 25.40 | 25.0 | 110 | 14 | 18 | G 1/8 | 926 | 41.00 |

Clamping screw

| Spare parts DCONWS | | £ | 70 950 ... |
|---|---|---|---|
| 4 | M5x10 ISO 4026 | 2.42 | 867 |
| 6 | M8x1x8 - SW4 | 2.42 | 123 |
| 8 | M8x1x8 - SW4 | 2.42 | 123 |

# EcoCut – Mini

▲ Drilling and turning tool for small diameters

≤ Ø 2 mm

CERATIZIT \ Performance

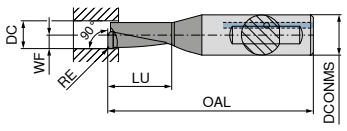


Illustrations show right-hand versions




| Designation | DC mm | DCONMS mm | OAL mm | LU mm | WF mm | RE mm | Solid carbide Left-hand 70 805 ... | £ | Solid carbide Right-hand 70 804 ... | £ | Solid carbide Left-hand 70 805 ... | £ | Solid carbide Right-hand 70 804 ... | £ |
|---|---|---|---|---|---|---|---|---|---|---|---|---|---|---|
| ECM 02 R/L 2,25D | 2.0 | 4 | 28 | 4.50 | 1.00 | 0.1 | 320 | 41.35 | 320 | 41.35 | | | | |
| ECM 02 R/L 2,25D AL | 2.0 | 4 | 28 | 4.50 | 1.00 | 0.1 | | | | | 420 | 36.46 | 420 | 36.46 |
| ECM 02 R/L 4,00D | 2.0 | 4 | 31 | 8.00 | 1.00 | 0.1 | 321 | 43.38 | 321 | 43.38 | | | | |
| ECM 02 R/L 4,00D AL | 2.0 | 4 | 31 | 8.00 | 1.00 | 0.1 | | | | | 421 | 38.22 | 421 | 38.22 |
| ECM 02,5 R/L 2,25D | 2.5 | 4 | 29 | 5.63 | 1.25 | 0.1 | 325 | 42.62 | 325 | 42.62 | | | | |
| ECM 02,5 R/L 2,25D AL | 2.5 | 4 | 29 | 5.63 | 1.25 | 0.1 | | | | | 425 | 37.54 | 425 | 37.54 |
| ECM 02,5 R/L 4,00D | 2.5 | 4 | 33 | 10.00 | 1.25 | 0.1 | 326 | 44.73 | 326 | 44.73 | | | | |
| ECM 02,5 R/L 4,00D AL | 2.5 | 4 | 33 | 10.00 | 1.25 | 0.1 | | | | | 426 | 39.41 | 426 | 39.41 |
| ECM 03 R/L 2,25D | 3.0 | 4 | 31 | 6.75 | 1.50 | 0.1 | 330 | 43.95 | 330 | 43.95 | | | | |
| ECM 03 R/L 2,25D AL | 3.0 | 4 | 31 | 6.75 | 1.50 | 0.1 | | | | | 430 | 38.73 | 430 | 38.73 |
| ECM 03 R/L 4,00D | 3.0 | 4 | 35 | 12.00 | 1.50 | 0.1 | 331 | 46.16 | 331 | 46.16 | | | | |
| ECM 03 R/L 4,00D AL | 3.0 | 4 | 35 | 12.00 | 1.50 | 0.1 | | | | | 431 | 40.67 | 431 | 40.67 |
| ECM 03,5 R/L 2,25D | 3.5 | 4 | 32 | 7.88 | 1.75 | 0.1 | 335 | 45.65 | 335 | 45.65 | | | | |
| ECM 03,5 R/L 2,25D AL | 3.5 | 4 | 32 | 7.88 | 1.75 | 0.1 | | | | | 435 | 40.26 | 435 | 40.26 |
| ECM 03,5 R/L 4,00D | 3.5 | 4 | 37 | 14.00 | 1.75 | 0.1 | 336 | 47.93 | 336 | 47.93 | | | | |
| ECM 03,5 R/L 4,00D AL | 3.5 | 4 | 37 | 14.00 | 1.75 | 0.1 | | | | | 436 | 42.27 | 436 | 42.27 |
| ECM 04 R/L 2,25D | 4.0 | 6 | 35 | 9.00 | 2.00 | 0.2 | 300 | 48.48 | 300 | 48.48 | | | | |
| ECM 04 R/L 2,25D AL | 4.0 | 6 | 35 | 9.00 | 2.00 | 0.2 | | | | | 450 | 42.70 | 450 | 42.70 |
| ECM 04 R/L 4,00D | 4.0 | 6 | 41 | 16.00 | 2.00 | 0.2 | 301 | 50.89 | 301 | 50.89 | | | | |
| ECM 04 R/L 4,00D AL | 4.0 | 6 | 41 | 16.00 | 2.00 | 0.2 | | | | | 451 | 44.85 | 451 | 44.85 |
| ECM 05 R/L 2,25D | 5.0 | 6 | 37 | 11.25 | 2.50 | 0.2 | 302 | 50.16 | 302 | 50.16 | | | | |
| ECM 05 R/L 2,25D AL | 5.0 | 6 | 37 | 11.25 | 2.50 | 0.2 | | | | | 452 | 43.91 | 452 | 43.91 |
| ECM 05 R/L 4,00D | 5.0 | 6 | 45 | 20.00 | 2.50 | 0.2 | 303 | 52.48 | 303 | 52.48 | | | | |
| ECM 05 R/L 4,00D AL | 5.0 | 6 | 45 | 20.00 | 2.50 | 0.2 | | | | | 453 | 46.05 | 453 | 46.05 |
| ECM 06 R/L 2,25D | 6.0 | 8 | 38 | 13.50 | 3.00 | 0.2 | 306 | 51.45 | 306 | 51.45 | | | | |
| ECM 06 R/L 2,25D AL | 6.0 | 8 | 38 | 13.50 | 3.00 | 0.2 | | | | | 456 | 45.40 | 456 | 45.40 |
| ECM 06 R/L 4,00D | 6.0 | 8 | 49 | 24.00 | 3.00 | 0.2 | 312 | 54.05 | 312 | 54.05 | | | | |
| ECM 06 R/L 4,00D AL | 6.0 | 8 | 49 | 24.00 | 3.00 | 0.2 | | | | | 462 | 47.46 | 462 | 47.46 |
| ECM 07 R/L 2,25D | 7.0 | 8 | 42 | 15.75 | 3.50 | 0.2 | 308 | 53.04 | 308 | 53.04 | | | | |
| ECM 07 R/L 2,25D AL | 7.0 | 8 | 42 | 15.75 | 3.50 | 0.2 | | | | | 458 | 46.80 | 458 | 46.80 |
| ECM 07 R/L 4,00D | 7.0 | 8 | 53 | 28.00 | 3.50 | 0.2 | 314 | 55.83 | 314 | 55.83 | | | | |
| ECM 07 R/L 4,00D AL | 7.0 | 8 | 53 | 28.00 | 3.50 | 0.2 | | | | | 464 | 48.94 | 464 | 48.94 |
| ECM 08 R/L 2,25D | 8.0 | 8 | 45 | 18.00 | 4.00 | 0.2 | 310 | 54.80 | 310 | 54.80 | | | | |
| ECM 08 R/L 2,25D AL | 8.0 | 8 | 45 | 18.00 | 4.00 | 0.2 | | | | | 460 | 48.11 | 460 | 48.11 |
| ECM 08 R/L 4,00D | 8.0 | 8 | 57 | 32.00 | 4.00 | 0.2 | 316 | 57.41 | 316 | 57.41 | | | | |
| ECM 08 R/L 4,00D AL | 8.0 | 8 | 57 | 32.00 | 4.00 | 0.2 | | | | | 466 | 50.43 | 466 | 50.43 |
| P | | | | | | | ● | | ● | | | | | |
| M | | | | | | | ● | | ● | | | | | |
| K | | | | | | | ○ | | ○ | | ○ | | ○ | |
| N | | | | | | | ○ | | ○ | | ● | | ● | |
| S | | | | | | | ● | | ● | | ○ | | ○ | |
| H | | | | | | | | | | | | | | |
| O | | | | | | | ○ | | ○ | | ○ | | ○ | |

## On the latest technology

### Technical Training

Our engineers are provided with constant training to keep them up to speed on all technical matters. We will gladly share this knowledge with you. Use our Service for the further education of your metal cutting technicians in the Technical Centre.

**Call your local Technical Sales Engineer to organise training in our Technical Centre**



Customer Service Centre
Freephone: 0800 073 2 073 / Freefax: 0800 073 2 074

Ordering via the Online Shop
http://cuttingtools.ceratizit.com

# EcoCut – Classic 1.5xD

▲ Drilling and turning tool

**Scope of supply:**

Toolholder with 1 clamping screw + 2 spare screws and screwdriver

≥ Ø 8 mm

CERATIZIT \ Performance

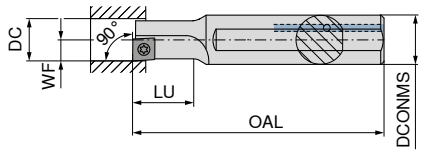


Illustrations show right-hand versions

Steel
Left-hand

Steel
Right-hand

| Designation | DC mm | DCONMS mm | OAL mm | LU mm | WF mm | torque moment Nm | Insert | 70 805 ... | £ | 70 804 ... | £ |
|---|---|---|---|---|---|---|---|---|---|---|---|
| ECC 08 L 1,5D 04 | 8 | 12 | 80 | 12.0 | 4.0 | 0,4 | XC.T 0401..EL | 008 [2] | 61.00 | | |
| ECC 08 R 1,5D 04 | 8 | 12 | 80 | 12.0 | 4.0 | 0,4 | XC.T 0401..ER | | | 008 [1] | 61.00 |
| ECC 10 R/L 1,5D 05 | 10 | 12 | 90 | 15.0 | 5.0 | 0,7 | XC.T 0502.. | 010 | 61.00 | 010 | 61.00 |
| ECC 12 R/L 1,5D 06 | 12 | 16 | 100 | 18.0 | 6.0 | 1,0 | XC.T 0602.. | 012 | 62.00 | 012 | 62.00 |
| ECC 14 R/L 1,5D 07 | 14 | 16 | 110 | 21.0 | 7.0 | 1,2 | XC.T 0703.. | 014 | 63.00 | 014 | 63.00 |
| ECC 16 R/L 1,5D 08 | 16 | 20 | 125 | 24.0 | 8.0 | 2,2 | XC.T 0803.. | 016 | 64.00 | 016 | 64.00 |
| ECC 18 R/L 1,5D 09 | 18 | 25 | 135 | 27.0 | 9.0 | 2,2 | XC.T 09T3.. | 018 | 74.00 | 018 | 74.00 |
| ECC 20 R/L 1,5D 10 | 20 | 25 | 150 | 30.0 | 10.0 | 3,2 | XC.T 10T3.. | 020 | 84.00 | 020 | 84.00 |
| ECC 25 R/L 1,5D 13 | 25 | 32 | 180 | 37.5 | 12.5 | 5,0 | XC.T 1304.. | 025 | 96.00 | 025 | 96.00 |
| ECC 32 R/L 1,5D 17 | 32 | 40 | 200 | 48.0 | 16.0 | 5,0 | XC.T 1705.. | 032 | 109.00 | 032 | 109.00 |

1) Note! Right-hand insert on right-hand tool
2) Note! Left-hand insert on left-hand tool

# EcoCut – Classic 2.25xD

▲ Drilling and turning tool

**Scope of supply:**

Toolholder with 1 clamping screw + 2 spare screws and screwdriver

≥ Ø 8 mm

CERATIZIT \ Performance

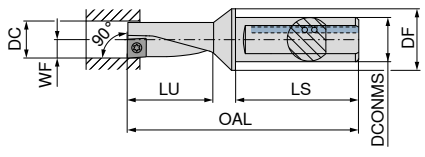


Illustrations show right-hand versions



Steel
Left-hand



Steel
Right-hand

| Designation | DC mm | DCONMS mm | OAL mm | LU mm | LS mm | WF mm | torque moment Nm | Insert | 70 805 ... | £ | 70 804 ... | £ |
|---|---|---|---|---|---|---|---|---|---|---|---|---|
| ECC 08 L 2,25D 04 | 8 | 10 | 60.0 | 18.0 | 38 | 4.0 | 0,4 | XC.T 0401..EL | 108 [2] | 90.00 | | |
| ECC 08 R 2,25D 04 | 8 | 10 | 60.0 | 18.0 | 38 | 4.0 | 0,4 | XC.T 0401..ER | | | 108 [1] | 90.00 |
| ECC 10 R/L 2,25D 05 | 10 | 12 | 69.5 | 22.5 | 42 | 5.0 | 0,7 | XC.T 0502.. | 110 | 90.00 | 110 | 90.00 |
| ECC 12 R/L 2,25D 06 | 12 | 16 | 78.0 | 27.0 | 45 | 6.0 | 1,0 | XC.T 0602.. | 112 | 93.00 | 112 | 93.00 |
| ECC 14 R/L 2,25D 07 | 14 | 16 | 83.5 | 31.5 | 45 | 7.0 | 1,2 | XC.T 0703.. | 114 | 95.00 | 114 | 95.00 |
| ECC 16 R/L 2,25D 08 | 16 | 20 | 94.0 | 36.0 | 50 | 8.0 | 2,2 | XC.T 0803.. | 116 | 97.00 | 116 | 97.00 |
| ECC 18 R/L 2,25D 09 | 18 | 25 | 109.5 | 40.5 | 56 | 9.0 | 2,2 | XC.T 09T3.. | 118 | 107.00 | 118 | 107.00 |
| ECC 20 R/L 2,25D 10 | 20 | 25 | 111.0 | 45.0 | 56 | 10.0 | 3,2 | XC.T 10T3.. | 120 | 116.00 | 120 | 116.00 |
| ECC 25 R/L 2,25D 13 | 25 | 32 | 129.0 | 56.5 | 60 | 12.5 | 5,0 | XC.T 1304.. | 125 | 135.00 | 125 | 135.00 |
| ECC 32 R/L 2,25D 17 | 32 | 40 | 158.0 | 72.0 | 70 | 16.0 | 5,0 | XC.T 1705.. | 132 | 152.00 | 132 | 152.00 |

1) Note! Right-hand insert on right-hand tool
2) Note! Left-hand insert on left-hand tool



Key D

Clamping screw

| Spare parts DC | | £ | 80 950 ... | | £ | 70 950 ... |
|---|---|---|---|---|---|---|
| 8 | T06 - IP | 7.90 | 123 | M1,8x3,6 - IP | 2.99 | 862 |
| 10 | T06 - IP | 7.90 | 123 | M2x4,3 - IP | 2.66 | 863 |
| 12 | T07 - IP | 7.79 | 124 | M2,2x5 - IP | 2.58 | 856 |
| 14 | T08 - IP | 7.79 | 125 | M2,5x6 - IP | 3.32 | 857 |
| 16 - 18 | T09 - IP | 8.53 | 126 | M3x7 - IP | 2.54 | 819 |
| 20 | T15 - IP | 9.11 | 128 | M3,5x8,6 - IP | 2.54 | 859 |
| 25 - 32 | T20 - IP | 9.56 | 129 | M4,5x10,5 - IP | 2.54 | 864 |

# EcoCut – Classic 3xD – Heavy metal

- ▲ Drilling and turning tool
- ▲ vibration-damped

**Scope of supply:**

Toolholder with 1 clamping screw + 2 spare screws and screwdriver

≥ Ø 8 mm

CERATIZIT \ Performance

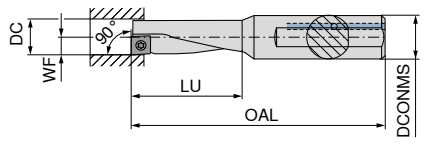


Illustrations show right-hand versions

heavy metal
Left-hand

heavy metal
Right-hand

| Designation | DC mm | DCONMS mm | OAL mm | LU mm | WF mm | Insert | 70 805 ... | £ | 70 804 ... | £ |
|---|---|---|---|---|---|---|---|---|---|---|
| ECC 08 L 3,00D 04 H | 8 | 12 | 80 | 24 | 4.0 | XC.T 0401..EL | 608 [2] | 223.00 | | |
| ECC 08 R 3,00D 04 H | 8 | 12 | 80 | 24 | 4.0 | XC.T 0401..ER | | | 608 [1] | 223.00 |
| ECC 10 R/L 3,00D 05 H | 10 | 12 | 85 | 30 | 5.0 | XC.T 0502.. | 610 | 224.00 | 610 | 224.00 |
| ECC 12 R/L 3,00D 06 H | 12 | 16 | 95 | 36 | 6.0 | XC.T 0602.. | 612 | 242.00 | 612 | 242.00 |
| ECC 14 R/L 3,00D 07 H | 14 | 16 | 100 | 42 | 7.0 | XC.T 0703.. | 614 | 247.00 | 614 | 247.00 |
| ECC 16 R/L 3,00D 08 H | 16 | 20 | 110 | 48 | 8.0 | XC.T 0803.. | 616 | 271.00 | 616 | 271.00 |
| ECC 18 R/L 3,00D 09 H | 18 | 25 | 125 | 54 | 9.0 | XC.T 09T3.. | 618 | 328.00 | 618 | 328.00 |
| ECC 20 R/L 3,00D 10 H | 20 | 25 | 130 | 60 | 10.0 | XC.T 10T3.. | 620 | 335.00 | 620 | 335.00 |
| ECC 25 R/L 3,00D 13 H | 25 | 32 | 150 | 75 | 12.5 | XC.T 1304.. | 625 | 426.00 | 625 | 426.00 |
| ECC 32 R/L 3,00D 17 H | 32 | 40 | 185 | 96 | 16.0 | XC.T 1705.. | 632 | 558.00 | 632 | 558.00 |

1) Note! Right-hand insert on right-hand tool

2) Note! Left-hand insert on left-hand tool



Key D

Clamping screw

| Spare parts DC | | 80 950 ... £ | | | 70 950 ... £ | |
|---|---|---|---|---|---|---|
| 8 | T06 - IP | 7.90 | 123 | M1,8x3,6 - IP | 2.99 | 862 |
| 10 | T06 - IP | 7.90 | 123 | M2x4,3 - IP | 2.66 | 863 |
| 12 | T07 - IP | 7.79 | 124 | M2,2x5 - IP | 2.58 | 856 |
| 14 | T08 - IP | 7.79 | 125 | M2,5x6 - IP | 3.32 | 857 |
| 16 - 18 | T09 - IP | 8.53 | 126 | M3x7 - IP | 2.54 | 819 |
| 20 | T15 - IP | 9.11 | 128 | M3,5x8,6 - IP | 2.54 | 859 |
| 25 - 32 | T20 - IP | 9.56 | 129 | M4,5x10,5 - IP | 2.54 | 864 |

## XCNT

| Designation | S mm | D1 mm | IC mm |
|---|---|---|---|
| XCNT 0401.. | 1.80 | 2.10 | 4.5 |
| XCNT 0502.. | 2.10 | 2.25 | 5.8 |
| XCNT 0602.. | 2.38 | 2.50 | 6.5 |
| XCNT 0703.. | 3.18 | 2.80 | 7.6 |
| XCNT 0803.. | 3.18 | 3.40 | 8.5 |
| XCNT 09T3.. | 3.97 | 3.40 | 9.6 |
| XCNT 10T3.. | 3.97 | 4.40 | 10.6 |
| XCNT 1304.. | 4.76 | 5.30 | 13.5 |
| XCNT 1705.. | 5.56 | 5.30 | 17.5 |

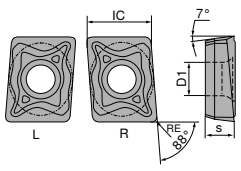


XC. T 04..

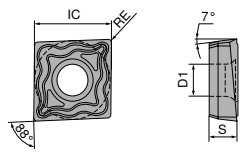


XC. T 05../06../07../08../09../10../13../17..

## XCNT

CERATIZIT \ Performance

XCNT

XCNT

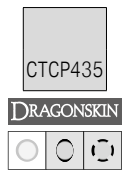


XCNT

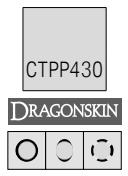


XCNT

| ISO | RE mm | 70 386 ... | £ | 70 386 ... | £ | 70 386 ... | £ | 70 386 ... | £ |
|---|---|---|---|---|---|---|---|---|---|
| 040102EL | 0.2 | 720 | 11.08 | | | 820 | 11.08 | 920 | 11.08 |
| 040102ER | 0.2 | 722 | 11.08 | | | 822 | 11.08 | 922 | 11.08 |
| 040104EL | 0.4 | 700 | 11.08 | 750 | 11.56 | 800 | 11.08 | 900 | 11.08 |
| 040104ER | 0.4 | 702 | 11.08 | 752 | 11.56 | 802 | 11.08 | 902 | 11.08 |
| 050202EN | 0.2 | 723 | 11.08 | | | 823 | 11.08 | 923 | 11.08 |
| 050204EN | 0.4 | 703 | 11.08 | 753 | 11.56 | 803 | 11.08 | 903 | 11.08 |
| 060202EN | 0.2 | 724 | 11.08 | | | 824 | 11.08 | 924 | 11.08 |
| 060204EN | 0.4 | 704 | 11.08 | 754 | 11.56 | 804 | 11.08 | 904 | 11.08 |
| 070304EN | 0.4 | 705 | 11.08 | 755 | 11.56 | 805 | 11.08 | 905 | 11.08 |
| 080304EN | 0.4 | 706 | 11.24 | 756 | 11.75 | 806 | 11.24 | 906 | 11.24 |
| 09T304EN | 0.4 | 707 | 11.41 | 757 | 11.99 | 807 | 11.41 | 907 | 11.41 |
| 10T304EN | 0.4 | 708 | 11.99 | 758 | 12.48 | 808 | 11.99 | 908 | 11.99 |
| 10T308EN | 0.8 | 738 | 11.99 | 788 | 12.48 | 838 | 11.99 | 938 | 11.99 |
| 130404EN | 0.4 | 710 | 13.71 | 760 | 14.36 | 810 | 13.71 | 910 | 13.71 |
| 130408EN | 0.8 | 740 | 13.71 | 790 | 14.36 | 840 | 13.71 | 940 | 13.71 |
| 170508EN | 0.8 | 712 | 14.45 | 762 | 15.19 | 812 | 14.45 | 912 | 14.45 |
| P | | ● | | ● | | ● | | ● | |
| M | | ○ | | ○ | | ○ | | ● | |
| K | | ○ | | ○ | | ○ | | ○ | |
| N | | | | | | | | ○ | |
| S | | | | | | ○ | | ○ | |
| H | | | | | | | | | |
| O | | | | | | | | ○ | |



Customer Service Centre
Freephone: 0800 073 2 073 / Freefax: 0800 073 2 074

Ordering via the Online Shop
http://cuttingtools.ceratizit.com

# Grooving Tools

## MonoClamp – Radial Blade SX reinforced

CERATIZIT \ Performance

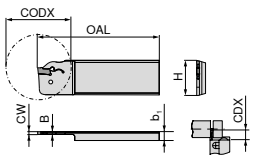




Illustrations show right-hand versions

| Designation | CW mm | H mm | B mm | OAL mm | $b_1$ mm | CODX mm | CDX mm | for grooving inserts | R/L/N | 70 879 ... | £ |
|---|---|---|---|---|---|---|---|---|---|---|---|
| **XLCF L 2608-SX2** | 2 | 26 | 1.5 | 110 | 8 | 44 | 22 | SX .2.. | L | **212** 1) | 52.00 |
| **XLCF L 2608-SX3** | 3 | 26 | 2.5 | 110 | 8 | 44 | 22 | SX .3.. | L | **213** 1) | 52.00 |
| **XLCF L 3208-SX3** | 3 | 32 | 2.5 | 110 | 8 | 66 | 33 | SX .3.. | L | **203** | 49.00 |
| **XLCF L 3208-SX4** | 4 | 32 | 3.4 | 110 | 8 | 66 | 33 | SX .4.. | L | **204** | 49.00 |
| **XLCF R 2608-SX2** | 2 | 26 | 1.5 | 110 | 8 | 44 | 22 | SX .2.. | R | **012** 1) | 52.00 |
| **XLCF R 2608-SX3** | 3 | 26 | 2.5 | 110 | 8 | 44 | 22 | SX .3.. | R | **013** 1) | 52.00 |
| **XLCF R 3208-SX3** | 3 | 32 | 2.5 | 110 | 8 | 66 | 33 | SX .3.. | R | **003** | 49.00 |
| **XLCF R 3208-SX4** | 4 | 32 | 3.4 | 110 | 8 | 66 | 33 | SX .4.. | R | **004** | 49.00 |

1) can be used in both directions

## MonoClamp – Radial Blade SX Standard

CERATIZIT \ Performance

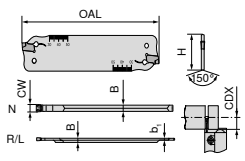




| Designation | CW mm | H mm | B mm | $b_1$ mm | OAL mm | CDX mm | for grooving inserts | R/L/N | 70 884 ... | £ |
|---|---|---|---|---|---|---|---|---|---|---|
| **XLCF L 2602-SX2** | 2 | 26 | 2.4 | 1.5 | 110 | 25 | SX .2.. | L | **212** | 34.00 |
| **XLCF L 3202-SX2** | 2 | 32 | 2.4 | 1.5 | 150 | 25 | SX .2.. | L | **202** | 35.00 |
| **XLCF R 2602-SX2** | 2 | 26 | 2.4 | 1.5 | 110 | 25 | SX .2.. | R | **012** | 34.00 |
| **XLCF R 3202-SX2** | 2 | 32 | 2.4 | 1.5 | 150 | 25 | SX .2.. | R | **002** | 35.00 |
| **XLCF N 2603-SX3** | 3 | 26 | 2.4 | | 110 | 35 | SX .3.. | N | **113** | 34.00 |
| **XLCF N 3203-SX3** | 3 | 32 | 2.4 | | 150 | 50 | SX .3.. | N | **103** | 35.00 |
| **XCLF N 2604-SX4** | 4 | 26 | 3.2 | | 110 | 40 | SX .4.. | N | **114** | 34.00 |
| **XLCF N 3204-SX4** | 4 | 32 | 3.2 | | 150 | 50 | SX .4.. | N | **104** | 35.00 |
| **XLCF N 3205-SX5** | 5 | 32 | 4.2 | | 150 | 55 | SX .5.. | N | **105** | 35.00 |
| **XLCF N 3206-SX6** | 6 | 32 | 5.2 | | 150 | 60 | SX .6.. | N | **106** | 35.00 |



Ejector SX

| Spare parts for grooving inserts | | £ | 70 950 ... |
|---|---|---|---|
| SX .2.. | SX 2-3 | 21.57 | **836** |
| SX .3.. | SX 2-3 | 21.57 | **836** |
| SX .4.. | SX 4-6 | 22.01 | **837** |
| SX .5.. | SX 4-6 | 22.01 | **837** |
| SX .6.. | SX 4-6 | 22.01 | **837** |

## MonoClamp – Radial Monoholder SX

CERATIZIT \ Performance

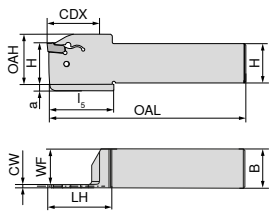




Illustrations show right-hand versions

| Designation | H mm | B mm | CW mm | WF mm | OAL mm | LH mm | $l_5$ mm | OAH mm | CDX mm | a mm | for grooving inserts | Left-hand 70 846 ... | £ | Right-hand 70 846 ... | £ |
|---|---|---|---|---|---|---|---|---|---|---|---|---|---|---|---|
| **E16 R/L 0026-1616K-K-SX2** | 16 | 16 | 2 | 15.2 | 125 | 33 | 33 | 26 | 26 | 4 | SX .2.. | **21601** | 38.00 | **21600** | 38.00 |
| **E20 R/L 0026-2020K-K-SX2** | 20 | 20 | 2 | 19.2 | 125 | 33 | 33 | 31 | 26 | 5 | SX .2.. | **22001** | 45.00 | **22000** | 45.00 |
| **E16 R/L 0026-1616K-K-SX3** | 16 | 16 | 3 | 14.8 | 125 | 33 | 33 | 26 | 26 | 4 | SX .3.. | **31601** | 38.00 | **31600** | 38.00 |
| **E20 R/L 0026-2020K-K-SX3** | 20 | 20 | 3 | 18.8 | 125 | 31 | 33 | 31 | 26 | 5 | SX .3.. | **32001** | 45.00 | **32000** | 45.00 |
| **E25 R/L 0026-2525M-K-SX3** | 25 | 25 | 3 | 23.8 | 150 | 33 | | 31 | 26 | | SX .3.. | **32501** | 48.00 | **32500** | 48.00 |
| **E20 R/L 0033-2020K-K-SX4** | 20 | 20 | 4 | 18.3 | 125 | 40 | 40 | 32 | 33 | 5 | SX .4.. | **42001** | 45.00 | **42000** | 45.00 |
| **E25 R/L 0033-2525M-K-SX4** | 25 | 25 | 4 | 23.3 | 150 | 42 | 42 | 36 | 33 | 5 | SX .4.. | **42501** | 48.00 | **42500** | 48.00 |
| **E25 R/L 0040-2525M-K-SX5** | 25 | 25 | 5 | 22.9 | 150 | 49 | 49 | 38 | 40 | 6 | SX .5.. | **52501** | 48.00 | **52500** | 48.00 |
| **E25 R/L 0040-2525M-K-SX6** | 25 | 25 | 6 | 22.4 | 150 | 49 | 49 | 38 | 40 | 6 | SX .6.. | **62501** | 48.00 | **62500** | 48.00 |



Ejector SX

| Spare parts for grooving inserts | | £ | 70 950 ... |
|---|---|---|---|
| SX .2.. | SX 2-3 | 21.57 | **836** |
| SX .3.. | SX 2-3 | 21.57 | **836** |
| SX .4.. | SX 4-6 | 22.01 | **837** |
| SX .5.. | SX 4-6 | 22.01 | **837** |
| SX .6.. | SX 4-6 | 22.01 | **837** |

## MonoClamp – Radial Blade SX-DC Standard

CERATIZIT \ Performance

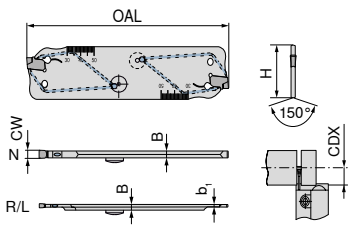

| Designation | CW mm | H mm | B mm | OAL mm | $b_1$ mm | CDX mm | for grooving inserts | R/L/N | 70 884 ... | £ |
|---|---|---|---|---|---|---|---|---|---|---|
| **XLCF R 2602-DC-SX2** | 2 | 26 | 2.4 | 110 | 1.6 | 25 | SX .2.. | R | **512** | 58.00 |
| **XLCF N 2603-DC-SX3** | 3 | 26 | 2.5 | 110 | | 35 | SX .3.. | N | **613** | 58.00 |
| **XLCF N 3203-DC-SX3** | 3 | 32 | 2.5 | 150 | | 50 | SX .3.. | N | **603** | 62.00 |
| **XLCF N 3204-DC-SX4** | 4 | 32 | 3.3 | 150 | | 50 | SX .4.. | N | **604** | 62.00 |



Key D



Ejector SX

| Spare parts for grooving inserts | | | £ | 80 950 ... | | £ | 70 950 ... |
|---|---|---|---|---|---|---|---|
| SX .2.. | T15 - IP | 9.11 | **128** | SX 2-3 | 21.57 | **836** |
| SX .3.. | T15 - IP | 9.11 | **128** | SX 2-3 | 21.57 | **836** |
| SX .4.. | T15 - IP | 9.11 | **128** | SX 4-6 | 22.01 | **837** |

## Insert SX

▲ Specially developed geometry with negative edge-chamfers available in right, left and neutral types

| F | M | R |
|---|---|---|
| | | |

CERATIZIT \ Performance

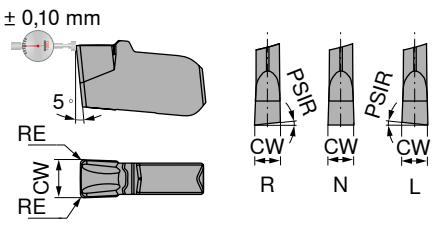

| Designation | IH | CW +/-0,05 mm | for tool holder | -M1 CTCP325 DRAGONSKIN 70 342 ... | £ | -M1 CTCP335 DRAGONSKIN 70 342 ... | £ | -M1 CTPP345 DRAGONSKIN 70 342 ... | £ | -M1 CTP1340 DRAGONSKIN 70 342 ... | £ |
|---|---|---|---|---|---|---|---|---|---|---|---|
| SX E2.00 L 6 | L | 2 | -SX2 | | | | | | | 612 | 8.65 |
| SX E3.00 L 6 | L | 3 | -SX3 | 913 | 9.20 | | | | | 613 | 9.20 |
| SX E4.00 L 6 | L | 4 | -SX4 | | | | | | | 614 | 9.70 |
| SX E2.00 N 0.20 | N | 2 | -SX2 | 922 | 8.65 | | | 822 | 8.65 | 622 | 8.65 |
| SX E3.00 N 0.20 | N | 3 | -SX3 | 923 | 9.20 | 523 | 9.20 | 823 | 9.20 | 623 | 9.20 |
| SX E4.00 N 0.30 | N | 4 | -SX4 | 924 | 9.70 | 524 | 9.70 | 824 | 9.70 | 624 | 9.70 |
| SX E5.00 N 0.30 | N | 5 | -SX5 | 925 | 10.33 | | | 825 | 10.33 | 625 | 10.33 |
| SX E6.00 N 0.40 | N | 6 | -SX6 | 926 | 11.14 | | | 826 | 11.14 | 626 | 11.14 |
| SX E2.00 R 6 | R | 2 | -SX2 | | | | | | | 602 | 8.65 |
| SX E3.00 R 6 | R | 3 | -SX3 | 903 | 9.20 | | | | | 603 | 9.20 |
| SX E4.00 R 6 | R | 4 | -SX4 | | | | | | | 604 | 9.70 |
| P | | | | ● | | ● | | ● | | ● | |
| M | | | | ○ | | ○ | | ● | | ● | |
| K | | | | ● | | ● | | | | ● | |
| N | | | | | | | | | | ○ | |
| S | | | | ○ | | | | ○ | | ● | |
| H | | | | | | | | | | | |
| O | | | | | | | | | | ○ | |

### SX-M1

Parting / Grooving

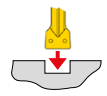

| SX-M1 | |
|---|---|
| Cutting width in mm | Feed rate f in mm/rev. |
| 2 | 0,05–0,15 |
| 3 | 0,10–0,20 |
| 4 | 0,10–0,25 |
| 5 | 0,15–0,30 |
| 6 | 0,15–0,35 |

## Insert SX

▲ All purpose geometry for parting, grooving & turning.

| F | M | R |
|---|---|---|
| | | |

CERATIZIT \ Performance

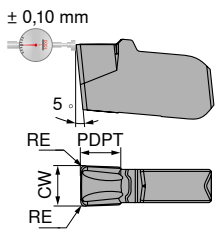

| Designation | CW +/-0,05 mm | RER +/-0,05 mm | PDPT mm | for tool holder | -M2 CTCP325 DRAGONSKIN 70 343 ... | £ | -M2 CTCP335 DRAGONSKIN 70 343 ... | £ | -M2 CTPP345 DRAGONSKIN 70 343 ... | £ | -M2 CTP1340 DRAGONSKIN 70 343 ... | £ |
|---|---|---|---|---|---|---|---|---|---|---|---|---|
| SX E2.00 N 0.20 | 2 | 0.2 | 1.5 | -SX2 | 922 | 8.65 | 522 | 8.65 | 822 | 8.65 | 622 | 8.65 |
| SX E3.00 N 0.30 | 3 | 0.3 | 2.0 | -SX3 | 923 | 9.20 | 523 | 9.20 | 823 | 9.20 | 623 | 9.20 |
| SX E4.00 N 0.40 | 4 | 0.4 | 2.5 | -SX4 | 924 | 9.70 | 524 | 9.70 | 824 | 9.70 | 624 | 9.70 |
| SX E5.00 N 0.40 | 5 | 0.4 | 2.7 | -SX5 | 925 | 10.33 | 525 | 10.33 | 825 | 10.33 | 625 | 10.33 |
| SX E6.00 N 0.50 | 6 | 0.5 | 3.0 | -SX6 | 926 | 11.14 | 526 | 11.14 | 826 | 11.14 | 626 | 11.14 |
| P | | | | | ● | | ● | | ● | | ● | |
| M | | | | | ○ | | ○ | | ● | | ● | |
| K | | | | | ● | | ● | | | | ● | |
| N | | | | | | | | | | | ○ | |
| S | | | | | ○ | | | | ○ | | ● | |
| H | | | | | | | | | | | | |
| O | | | | | | | | | | | ○ | |

### SX-M2

Turning

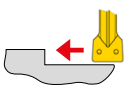

| | Depth of Cut $a_p$ in mm | | | | | | | |
|---|---|---|---|---|---|---|---|---|
| SX–M2 | 0,5 | 1,0 | 1,5 | 2,0 | 2,5 | 3,0 | 3,5 | 4,0 |
| Cutting width in mm | Feed rate f in mm/rev. | | | | | | | |
| 2 | 0,05–0,17 | 0,05–0,13 | 0,05–0,10 | | | | | |
| 3 | 0,07–0,20 | 0,07–0,20 | 0,07–0,18 | 0,07–0,15 | | | | |
| 4 | 0,10–0,25 | 0,10–0,25 | 0,10–0,25 | 0,10–0,22 | 0,10–0,18 | | | |
| 5 | 0,12–0,27 | 0,12–0,27 | 0,12–0,27 | 0,12–0,25 | 0,12–0,22 | | | |
| 6 | 0,15–0,30 | 0,15–0,30 | 0,15–0,30 | 0,15–0,30 | 0,15–0,25 | 0,15–0,20 | | |
| 8 | 0,17–0,45 | 0,17–0,45 | 0,17–0,45 | 0,17–0,45 | 0,17–0,40 | 0,17–0,37 | 0,17–0,35 | |
| 10 | 0,20–0,50 | 0,20–0,50 | 0,20–0,50 | 0,20–0,50 | 0,20–0,46 | 0,20–0,42 | 0,20–0,38 | 0,20–0,35 |

Parting / Grooving

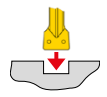

| SX–M2 |
|---|
| Feed rate f in mm/rev. |
| 0,05–0,15 |
| 0,075–0,20 |
| 0,10–0,25 |
| 0,10–0,30 |
| 0,15–0,35 |
| 0,20–0,50 |
| 0,20–0,50 |



Customer Service Centre
Freephone: 0800 073 2 073 / Freefax: 0800 073 2 074

Ordering via the Online Shop
http://cuttingtools.ceratizit.com

## Radial TX insert for corner recessing

▲ Full radius for cutting width 0.5–5.0 mm

CERATIZIT \ Performance

CWX500

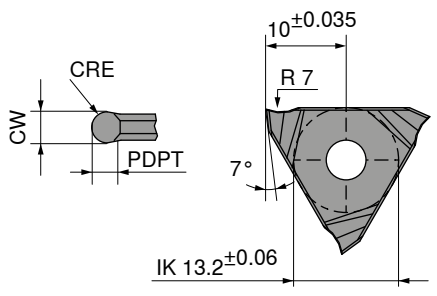




| Designation | CRE mm | CW +/-0,05 mm | PDPT mm | for tool holder | Neutral 73 304 ... | £ |
|---|---|---|---|---|---|---|
| TX N 0010.20.2 | 1.0 | 2 | 0.7 | R/L .. .2 | 204 | 26.85 |
| TX N 0015.30.3 | 1.5 | 3 | 1.0 | R/L .. .3 | 206 | 28.39 |
| TX N 0020.40.4 | 2.0 | 4 | 1.2 | R/L .. .4 | 208 | 28.19 |
| TX N 0025.50.4 | 2.5 | 5 | 1.5 | R/L .. .4 | 210 | 28.66 |

## TX grooving insert for grooving and parting off

▲ Cutting depth 5.0 mm
▲ Cutting width 1.99–2.79 mm

CERATIZIT \ Performance

CWX500

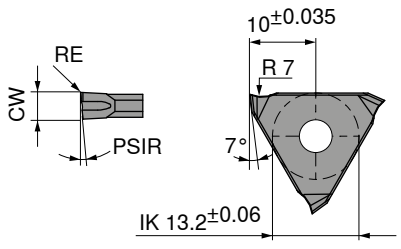




| Designation | CW -0,05 mm | for tool holder | Right-hand 73 301 ... | £ |
|---|---|---|---|---|
| TX R 0518.00.1 | 1.99 | R/L 207 .. . / 780 .. . 1 | 204 | 25.89 |
| TX R 0521.00.2 | 2.29 | R/L 207 .. . / 780 .. . 2 | 206 | 26.73 |
| TX R 0526.00.2 | 2.79 | R/L 207 .. . / 780 .. . 2 | 208 | 26.73 |

## TX insert for fine and copy turning

CERATIZIT \ Performance

CWX500

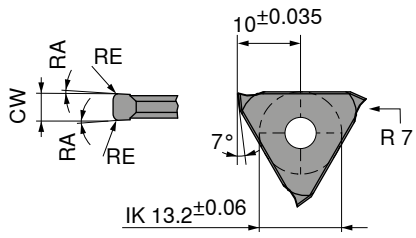




| Designation | CW +0,03 mm | for tool holder | Neutral 73 303 ... | £ |
|---|---|---|---|---|
| TX N 0150.02.1 | 1.5 | R/L 207 .. . / 738 .. . / 660 .. . 1 | 204 | 22.08 |
| TX N 0200.02.1 | 2.0 | R/L 207 .. . / 738 .. . / 660 .. . 1 | 206 | 22.08 |
| TX N 0200.04.1 | 2.0 | R/L 207 .. . / 738 .. . / 660 .. . 1 | 208 | 22.08 |
| TX N 0300.06.2 | 3.0 | R/L 207 .. . / 738 .. . / 660 .. . 2 | 212 | 23.28 |
| TX N 0300.02.2 | 3.0 | R/L 207 .. . / 738 .. . / 660 .. . 2 | 210 | 23.28 |
| TX N 0300.08.2 | 3.0 | R/L 207 .. . / 738 .. . / 660 .. . 2 | 214 | 23.28 |
| TX N 0400.08.3 | 4.0 | R/L 207 .. . / 738 .. . / 660 .. . 3 | 218 | 23.48 |
| TX N 0400.02.3 | 4.0 | R/L 207 .. . / 738 .. . / 660 .. . 3 | 216 | 23.48 |
| TX N 0400.12.3 | 4.0 | R/L 207 .. . / 738 .. . / 660 .. . 3 | 220 | 23.48 |

## TX insert for circlip grooves

▲ For circlip grooves according to DIN 471 / 472

CERATIZIT \ Performance

CWX500

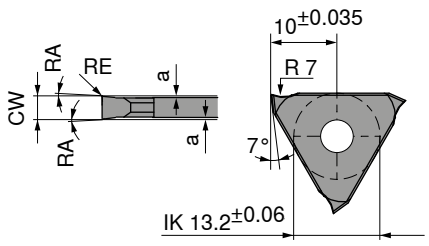

| Designation | CW -0,05 mm | a +/-0,02 mm | for tool holder | Neutral 73 300 ... | £ |
|---|---|---|---|---|---|
| TX N 0050.00.1 | 0.57 | 0.07 | R/L .. .1 | 204 | 17.69 |
| TX N 0060.00.1 | 0.67 | 0.07 | R/L .. .1 | 206 | 17.69 |
| TX N 0070.00.1 | 0.77 | 0.08 | R/L .. .1 | 208 | 17.69 |
| TX N 0080.00.1 | 0.87 | 0.08 | R/L .. .1 | 210 | 17.69 |
| TX N 0090.00.1 | 0.97 | 0.08 | R/L .. .1 | 212 | 17.69 |
| TX N 0100.00.1 | 1.07 | 0.09 | R/L .. .1 | 214 | 17.69 |
| TX N 0110.00.1 | 1.24 | 0.15 | R/L .. .1 | 216 | 17.69 |
| TX N 0130.00.1 | 1.44 | 0.15 | R/L .. .1 | 218 | 17.69 |
| TX N 0160.00.1 | 1.74 | 0.20 | R/L .. .1 | 220 | 17.69 |
| TX N 0185.00.1 | 1.99 | 0.20 | R/L .. .1 | 222 | 17.69 |
| TX N 0215.00.2 | 2.29 | 0.20 | R/L .. .2 | 224 | 17.69 |
| TX N 0265.00.2 | 2.79 | 0.20 | R/L .. .2 | 226 | 17.69 |
| TX N 0315.00.3 | 3.29 | 0.20 | R/L .. .3 | 228 | 20.18 |
| TX N 0415.00.4 | 4.29 | 0.20 | R/L .. .4 | 230 | 20.29 |
| TX N 0515.00.4 | 5.29 | 0.20 | R/L .. .4 | 232 | 20.93 |

## TX insert for axial grooving

▲ Up to cutting depth 3.5 mm
▲ Cutting width 1.5–5.0 mm
▲ Groove-Ø external $D_a \geq 20$ mm

CERATIZIT \ Performance

CWX500 CWX500

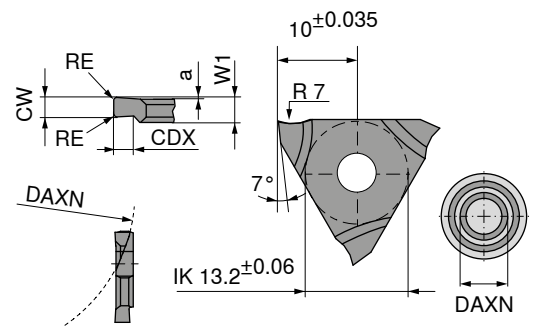




Illustrations show right-hand versions

| Designation | CW mm | W1 mm | CDX mm | a mm | DAXN mm | for tool holder | Left-hand 73 306 ... | £ | Right-hand 73 305 ... | £ |
|---|---|---|---|---|---|---|---|---|---|---|
| TX R/L 2015.2.2 | 1.5 | 2.7 | 2.0 | 0.2 | 20 | R/L 207 .. . 2 | 204 | 25.31 | 204 | 25.31 |
| TX R/L 3020.2.2 | 2.0 | 2.7 | 3.0 | 0.2 | 30 | R/L 207 .. . 2 | 206 | 25.31 | 206 | 25.31 |
| TX R/L 3030.2.3 | 3.0 | 3.7 | 3.0 | 0.2 | 30 | R/L 207 .. . 3 | 208 | 25.60 | 208 | 25.60 |
| TX R/L 3040.2.4 | 4.0 | 4.3 | 3.5 | 0.2 | 30 | R/L 207 .. . 4 | 210 | 25.89 | 210 | 25.89 |
| TX R/L 3050.2.4 | 5.0 | 5.3 | 3.5 | 0.2 | 30 | R/L 207 .. . 4 | 212 | 27.07 | 212 | 27.07 |

# **MonoClamp** – Radial/Axial TX Grooving Holder 0°, 6 mm cutting depth

- For radial and axial grooving
- Cutting width 0.5 – 6.3 mm

CERATIZIT \ Performance

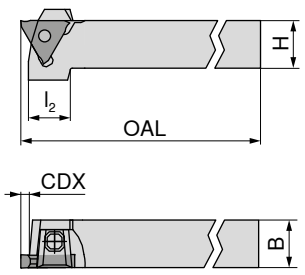


Illustrations show right-hand versions



| Designation | H mm | B +/-0,1 mm | OAL mm | $l_2$ mm | CDX mm | for grooving inserts | Right-hand 73 500 ... | £ |
|---|---|---|---|---|---|---|---|---|
| **R 207.1212.1** | 12 | 12 | 100 | 24 | 4 | TX R/N/L ...1 | **112** | 81.00 |
| **R 207.1616.1** | 16 | 16 | 125 | 22 | 4 | TX R/N/L ...1 | **116** | 73.00 |
| **R 207.2020.1** | 20 | 20 | 125 | 21 | 4 | TX R/N/L ...1 | **120** | 56.00 |
| **R 207.2525.1** | 25 | 25 | 150 | | 4 | TX R/N/L ...1 | **125** | 59.00 |
| **R 207.3232.1** | 32 | 32 | 170 | | 4 | TX R/N/L ...1 | **132** | 69.00 |
| | | | | | | | | |
| **R 207.1212.2** | 12 | 12 | 100 | 24 | 6 | TX R/N/L ...2 | **212** | 81.00 |
| **R 207.1616.2** | 16 | 16 | 125 | 22 | 6 | TX R/N/L ...2 | **216** | 73.00 |
| **R 207.2020.2** | 20 | 20 | 125 | 21 | 6 | TX R/N/L ...2 | **220** | 56.00 |
| **R 207.2525.2** | 25 | 25 | 150 | | 6 | TX R/N/L ...2 | **225** | 59.00 |
| **R 207.3232.2** | 32 | 32 | 170 | | 6 | TX R/N/L ...2 | **232** | 69.00 |
| | | | | | | | | |
| **R 207.1212.3** | 12 | 12 | 100 | 24 | 6 | TX R/N/L ...3 | **312** | 81.00 |
| **R 207.1616.3** | 16 | 16 | 125 | 22 | 6 | TX R/N/L ...3 | **316** | 73.00 |
| **R 207.2020.3** | 20 | 20 | 125 | 21 | 6 | TX R/N/L ...3 | **320** | 56.00 |
| **R 207.2525.3** | 25 | 25 | 150 | | 6 | TX R/N/L ...3 | **325** | 59.00 |
| **R 207.3232.3** | 32 | 32 | 170 | | 6 | TX R/N/L ...3 | **332** | 69.00 |
| | | | | | | | | |
| **R 207.1616.4** | 16 | 16 | 125 | 22 | 6 | TX R/N/L ...4 | **416** | 73.00 |
| **R 207.2020.4** | 20 | 20 | 125 | 21 | 6 | TX R/N/L ...4 | **420** | 57.00 |
| **R 207.2525.4** | 25 | 25 | 150 | | 6 | TX R/N/L ...4 | **425** | 60.00 |
| **R 207.3232.4** | 32 | 32 | 170 | | 6 | TX R/N/L ...4 | **432** | 70.00 |

| **Spare parts for grooving inserts** |  right hand £ | 73 950 ... | | Key I £ | 70 950 ... | | Clamping screw £ | 73 950 ... | | Guide pin £ | 73 950 ... |
|---|---|---|---|---|---|---|---|---|---|---|---|
| TX R/N/L ...1 | 22.75 | **020** | SW3 | 1.99 | **176** | M6x20 | 4.79 | **028** | Ø 4x18 | 0.58 | **030** |
| TX R/N/L ...2 | 22.75 | **020** | SW3 | 1.99 | **176** | M6x20 | 4.79 | **028** | Ø 4x18 | 0.58 | **030** |
| TX R/N/L ...3 | 22.75 | **020** | SW3 | 1.99 | **176** | M6x20 | 4.79 | **028** | Ø 4x18 | 0.58 | **030** |
| TX R/N/L ...4 | 25.28 | **022** | SW3 | 1.99 | **176** | M6x20 | 4.79 | **028** | Ø 4x18 | 0.58 | **030** |

Left hand tooling and the rest of the comprehensive TX range are available in the main catalogue.

TX – Boring bar

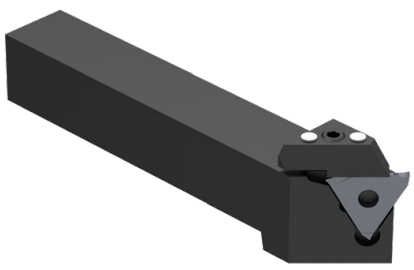

TX – Tool holder 45°



TX – Tool holder 90°

6 mm cutting depth



TX – Tool holder 0°

8 mm cutting depth

*Grooving Tools guide (Main catalogue 2021)*

Cutting Data 101–110 Chip Breakers Overview 123–126

## It couldn't be easier

### Ordering via the Online Shop

In the Online Shop you can select and order your tool with a mouse click, 24 hours a day, 7 days a week. All your transactions including those in the past can be viewed clearly and easily in the online shop. Register and use our Service: **cuttingtools.ceratizit.com**

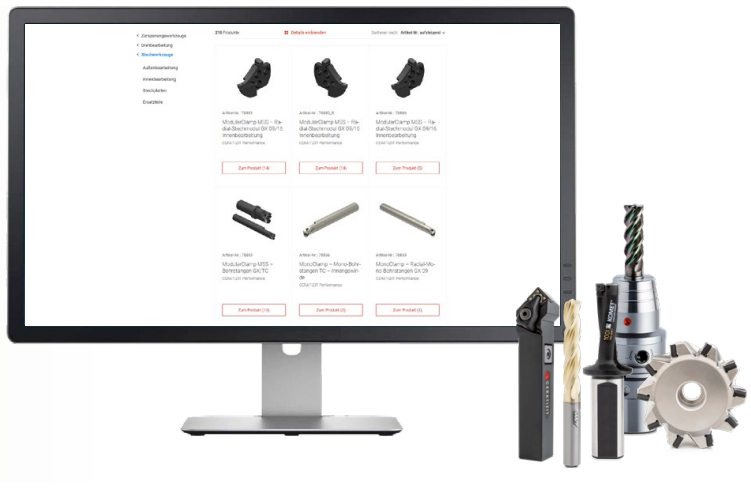

# Miniature turning tools



## UltraMini – Inserts for internal turning and profiling

▲ CDX = Maximum depth of cut when turning outwards

WNT \ Performance

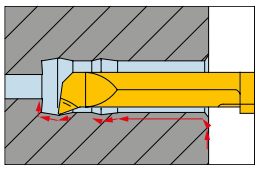

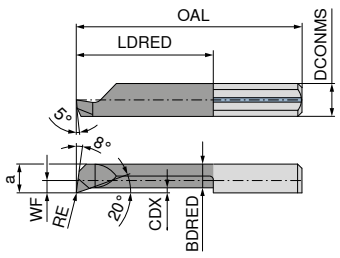

| Designation | DCONMS h6 mm | WF mm | DMIN mm | a mm | OAL mm | LDRED mm | CDX mm | BDRED mm | RE mm | Standard tool holder | TiN Right-hand 73 004 ... | £ | TiAlN Right-hand 73 004 ... | £ |
|---|---|---|---|---|---|---|---|---|---|---|---|---|---|---|
| R 050.2-5 | 4 | | 2.0 | 1.7 | 19 | 5 | 0.1 | 1.5 | 0.05 | 645.00..-D | 520 | 26.50 | | |
| R 050.2-10 | 4 | | 2.0 | 1.7 | 24 | 10 | 0.1 | 1.5 | 0.05 | 645.00..-D | 521 | 28.89 | | |
| R 050.2-15 | 4 | | 2.0 | 1.7 | 29 | 15 | 0.1 | 1.5 | 0.05 | 645.00..-D | 522 | 28.64 | | |
| R 050.3-10 | 4 | 0.6 | 2.8 | 2.6 | 24 | 10 | 0.2 | 2.3 | 0.10 | 645.00..-D | 531 | 30.46 | | |
| R 050.3-16 | 4 | 0.6 | 2.8 | 2.6 | 30 | 16 | 0.2 | 2.3 | 0.10 | 645.00..-D | 530 | 33.41 | | |
| R 050.3-20 | 4 | 0.6 | 2.8 | 2.6 | 34 | 20 | 0.2 | 2.3 | 0.10 | 645.00..-D | 532 | 33.37 | | |
| R 050.4-10 | 4 | 1.5 | 4.0 | 3.5 | 24 | 10 | 0.3 | 3.0 | 0.10 | 645.00..-D | 541 | 30.04 | 841 | 28.81 |
| R 050.4-16 | 4 | 1.5 | 4.0 | 3.5 | 30 | 16 | 0.3 | 3.0 | 0.10 | 645.00..-D | 540 | 30.04 | 840 | 30.46 |
| R 050.4-20 | 4 | 1.5 | 4.0 | 3.5 | 34 | 20 | 0.3 | 3.0 | 0.10 | 645.00..-D | 542 | 32.02 | 842 | 34.07 |
| R 050.4-24 | 4 | 1.5 | 4.0 | 3.5 | 38 | 24 | 0.3 | 3.0 | 0.10 | 645.00..-D | 545 | 37.53 | 845 | 38.68 |
| R 050.4-28 | 4 | 1.5 | 4.0 | 3.5 | 42 | 28 | 0.3 | 3.0 | 0.10 | 645.00..-D | 546 | 41.10 | 846 | 43.05 |
| R 050.5-10 | 5 | 1.9 | 5.0 | 4.4 | 25 | 10 | 0.5 | 3.8 | 0.15 | 645.00..-D | 551 | 28.42 | 851 | 26.99 |
| R 050.5-15 | 5 | 1.9 | 5.0 | 4.4 | 30 | 15 | 0.5 | 3.8 | 0.15 | 645.00..-D | 552 | 30.28 | 852 | 28.81 |
| R 050.5-20 | 5 | 1.9 | 5.0 | 4.4 | 35 | 20 | 0.5 | 3.8 | 0.15 | 645.00..-D | 550 | 31.08 | 850 | 33.17 |
| R 050.5-25 | 5 | 1.9 | 5.0 | 4.4 | 40 | 25 | 0.5 | 3.8 | 0.15 | 645.00..-D | 553 | 35.11 | 853 | 37.53 |
| R 050.5-30 | 5 | 1.9 | 5.0 | 4.4 | 45 | 30 | 0.5 | 3.8 | 0.15 | 645.00..-D | 554 | 38.60 | 854 | 42.31 |
| R 050.5-35 | 5 | 1.9 | 5.0 | 4.4 | 50 | 35 | 0.5 | 3.8 | 0.15 | 645.00..-D | 556 | 44.81 | 856 | 46.91 |
| R/L 050.5-40 | 5 | 1.9 | 5.0 | 4.4 | 55 | 40 | 0.5 | 3.8 | 0.15 | 645.00..-D | | | 857 | 50.99 |
| R 050.6-15 | 6 | 2.3 | 6.0 | 5.3 | 30 | 15 | 0.5 | 4.5 | 0.15 | 676.00..-D | 561 | 29.72 | 861 | 28.81 |
| R 050.6-22 | 6 | 2.3 | 6.0 | 5.3 | 37 | 22 | 0.5 | 4.5 | 0.15 | 676.00..-D | 560 | 32.35 | 860 | 33.17 |
| R 050.6-25 | 6 | 2.3 | 6.0 | 5.3 | 40 | 25 | 0.5 | 4.5 | 0.15 | 676.00..-D | 562 | 34.40 | 862 | 37.53 |
| R 050.6-30 | 6 | 2.3 | 6.0 | 5.3 | 45 | 30 | 0.5 | 4.5 | 0.15 | 676.00..-D | 563 | 39.10 | 863 | 42.31 |
| R 050.6-35 | 6 | 2.3 | 6.0 | 5.3 | 50 | 35 | 0.5 | 4.5 | 0.15 | 676.00..-D | 564 | 44.81 | 864 | 46.91 |
| R 050.6-42 | 6 | 2.3 | 6.0 | 5.3 | 57 | 42 | 0.5 | 4.5 | 0.15 | 676.00..-D | 565 | 50.95 | 865 | 52.43 |
| R 050.7-20 | 7 | 2.8 | 6.8 | 6.3 | 35 | 20 | 0.6 | 5.5 | 0.15 | 676.00..-D | 572 | 33.01 | 872 | 32.70 |
| R 050.7-25 | 7 | 2.8 | 6.8 | 6.3 | 40 | 25 | 0.6 | 5.5 | 0.15 | 676.00..-D | 573 | 40.82 | 873 | 37.94 |
| R 050.7-30 | 7 | 2.8 | 6.8 | 6.3 | 45 | 30 | 0.6 | 5.5 | 0.15 | 676.00..-D | 574 | 41.39 | 874 | 42.14 |
| R 050.7-35 | 7 | 2.8 | 7.0 | 6.3 | 50 | 35 | 0.6 | 5.5 | 0.15 | 676.00..-D | 575 | 47.72 | 875 | 47.72 |
| R 050.7-40 | 7 | 2.8 | 7.0 | 6.3 | 55 | 40 | 0.6 | 5.5 | 0.15 | 676.00..-D | 576 | 53.16 | 876 | 53.16 |
| R 050.7-45 | 7 | 2.8 | 7.0 | 6.3 | 60 | 45 | 0.6 | 5.5 | 0.15 | 676.00..-D | 577 | 55.30 | 877 | 55.30 |
| R 050.7-50 | 7 | 2.8 | 7.0 | 6.3 | 65 | 50 | 0.6 | 5.5 | 0.15 | 676.00..-D | 578 | 60.65 | 878 | 60.65 |
| P | | | | | | | | | | | ● | | ● | |
| M | | | | | | | | | | | ● | | ● | |
| K | | | | | | | | | | | ● | | ● | |
| N | | | | | | | | | | | ● | | ● | |
| S | | | | | | | | | | | ○ | | ● | |
| H | | | | | | | | | | | ○ | | ● | |
| O | | | | | | | | | | | ● | | ● | |

## UltraMini – Inserts for internal turning and chamfering

▲ CDX = Maximum depth of cut when turning outwards

WNT \ Performance

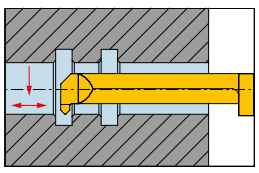

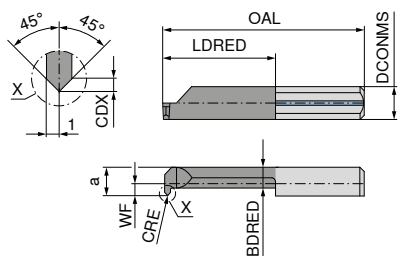

| Designation | DCONMS h6 mm | WF mm | DMIN mm | a mm | OAL mm | LDRED mm | CDX mm | BDRED mm | CRE mm | Standard tool holder | TiN Right-hand 73 006 ... | £ |
|---|---|---|---|---|---|---|---|---|---|---|---|---|
| R 060.5-15 | 5 | 1.9 | 5.0 | 4.4 | 30 | 15 | 0.7 | 3.3 | 0.2 | 645.00..-D | 551 | 27.15 |
| R 060.5-20 | 5 | 1.9 | 5.0 | 4.4 | 35 | 20 | 0.7 | 3.3 | 0.2 | 645.00..-D | 550 | 30.22 |
| R 060.7-20 | 7 | 2.7 | 6.8 | 6.3 | 35 | 20 | 0.7 | 3.8 | 0.2 | 676.00..-D | 570 | 31.53 |
| P | | | | | | | | | | | ● | |
| M | | | | | | | | | | | ● | |
| K | | | | | | | | | | | ● | |
| N | | | | | | | | | | | ● | |
| S | | | | | | | | | | | ○ | |
| H | | | | | | | | | | | ○ | |
| O | | | | | | | | | | | ● | |

## UltraMini – Inserts for Internal Grooving

▲ CDX = Maximum depth of cut when turning outwards

WNT \ Performance

TiN

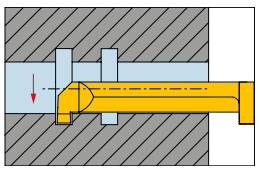

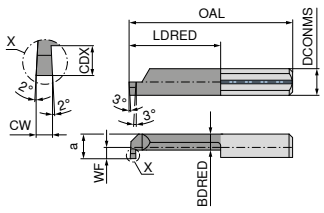

| Designation | DCONMS h6 mm | WF mm | DMIN mm | a mm | OAL mm | LDRED mm | CDX mm | BDRED mm | CW mm | Standard tool holder | Right-hand 73 002 ... | £ |
|---|---|---|---|---|---|---|---|---|---|---|---|---|
| R 004.0100-10 | 4 | 1.5 | 4.0 | 3.5 | 24 | 10 | 0.8 | 2.4 | 1.0 | 645.00..-D | 540 | 26.76 |
| R 004.0100-16 | 4 | 1.5 | 4.0 | 3.5 | 30 | 16 | 0.8 | 2.4 | 1.0 | 645.00..-D | 541 | 32.68 |
| R 004.0100-20 | 4 | 1.5 | 4.0 | 3.5 | 34 | 20 | 0.8 | 2.4 | 1.0 | 645.00..-D | 542 | 35.22 |
| R 005.0100-10 | 5 | 1.9 | 5.0 | 4.4 | 25 | 10 | 1.0 | 3.3 | 1.0 | 645.00..-D | 650 | 26.32 |
| R 005.0150-10 | 5 | 1.9 | 5.0 | 4.4 | 25 | 10 | 1.0 | 3.3 | 1.5 | 645.00..-D | 654 | 27.25 |
| R 005.0200-10 | 5 | 1.9 | 5.0 | 4.4 | 25 | 10 | 1.0 | 3.3 | 2.0 | 645.00..-D | 658 | 27.25 |
| R 005.0100-15 | 5 | 1.9 | 5.0 | 4.4 | 30 | 15 | 1.0 | 3.3 | 1.0 | 645.00..-D | 651 | 30.84 |
| R 005.0150-15 | 5 | 1.9 | 5.0 | 4.4 | 30 | 15 | 1.0 | 3.3 | 1.5 | 645.00..-D | 655 | 30.84 |
| R 005.0200-15 | 5 | 1.9 | 5.0 | 4.4 | 30 | 15 | 1.0 | 3.3 | 2.0 | 645.00..-D | 659 | 30.84 |
| R 005.0150-20 | 5 | 1.9 | 5.0 | 4.4 | 35 | 20 | 1.0 | 3.3 | 1.5 | 645.00..-D | 552 | 34.91 |
| R 005.0100-20 | 5 | 1.9 | 5.0 | 4.4 | 35 | 20 | 1.0 | 3.3 | 1.0 | 645.00..-D | 551 | 34.91 |
| R 005.0200-20 | 5 | 1.9 | 5.0 | 4.4 | 35 | 20 | 1.0 | 3.3 | 2.0 | 645.00..-D | 553 | 34.91 |
| R 005.0100-25 | 5 | 1.9 | 5.0 | 4.4 | 40 | 25 | 1.0 | 3.3 | 1.0 | 645.00..-D | 652 | 38.68 |
| R 005.0150-25 | 5 | 1.9 | 5.0 | 4.4 | 40 | 25 | 1.0 | 3.3 | 1.5 | 645.00..-D | 656 | 38.68 |
| R 005.0200-25 | 5 | 1.9 | 5.0 | 4.4 | 40 | 25 | 1.0 | 3.3 | 2.0 | 645.00..-D | 750 | 38.93 |
| R 005.0100-30 | 5 | 1.9 | 5.0 | 4.4 | 45 | 30 | 1.0 | 3.3 | 1.0 | 645.00..-D | 653 | 43.05 |
| R 005.0150-30 | 5 | 1.9 | 5.0 | 4.4 | 45 | 30 | 1.0 | 3.3 | 1.5 | 645.00..-D | 657 | 43.05 |
| R 005.0200-30 | 5 | 1.9 | 5.0 | 4.4 | 45 | 30 | 1.0 | 3.3 | 2.0 | 645.00..-D | 751 | 43.38 |
| R 005.0100-35 | 5 | 1.9 | 5.0 | 4.4 | 50 | 35 | 1.0 | 3.3 | 1.0 | 645.00..-D | 680 | 46.99 |
| R 006.0100-10 | 6 | 2.3 | 6.0 | 5.3 | 25 | 10 | 1.8 | 3.4 | 1.0 | 676.00..-D | 660 | 26.81 |
| R 006.0150-10 | 6 | 2.3 | 6.0 | 5.3 | 25 | 10 | 1.8 | 3.4 | 1.5 | 676.00..-D | 664 | 25.67 |
| R 006.0200-10 | 6 | 2.3 | 6.0 | 5.3 | 25 | 10 | 1.8 | 3.4 | 2.0 | 676.00..-D | 668 | 26.81 |
| R 006.0100-15 | 6 | 2.3 | 6.0 | 5.3 | 30 | 15 | 1.8 | 3.4 | 1.0 | 676.00..-D | 661 | 31.08 |
| R 006.0150-15 | 6 | 2.3 | 6.0 | 5.3 | 30 | 15 | 1.8 | 3.4 | 1.5 | 676.00..-D | 665 | 31.08 |
| R 006.0200-15 | 6 | 2.3 | 6.0 | 5.3 | 30 | 15 | 1.8 | 3.4 | 2.0 | 676.00..-D | 669 | 31.08 |
| R 006.0150-22 | 6 | 2.3 | 6.0 | 5.3 | 37 | 22 | 1.8 | 3.4 | 1.5 | 676.00..-D | 562 | 35.15 |
| R 006.0100-22 | 6 | 2.3 | 6.0 | 5.3 | 37 | 22 | 1.8 | 3.4 | 1.0 | 676.00..-D | 561 | 35.15 |
| R 006.0200-22 | 6 | 2.3 | 6.0 | 5.3 | 37 | 22 | 1.8 | 3.4 | 2.0 | 676.00..-D | 563 | 35.15 |
| R 006.0100-25 | 6 | 2.3 | 6.0 | 5.3 | 40 | 25 | 1.8 | 3.4 | 1.0 | 676.00..-D | 662 | 38.93 |
| R 006.0150-25 | 6 | 2.3 | 6.0 | 5.3 | 40 | 25 | 1.8 | 3.4 | 1.5 | 676.00..-D | 666 | 38.93 |
| R 006.0200-25 | 6 | 2.3 | 6.0 | 5.3 | 40 | 25 | 1.8 | 3.4 | 2.0 | 676.00..-D | 760 | 38.93 |
| R 006.0150-30 | 6 | 2.3 | 6.0 | 5.3 | 45 | 30 | 1.8 | 3.4 | 1.5 | 676.00..-D | 667 | 43.38 |
| R 006.0100-30 | 6 | 2.3 | 6.0 | 5.3 | 45 | 30 | 1.8 | 3.4 | 1.0 | 676.00..-D | 663 | 43.38 |
| R 006.0200-30 | 6 | 2.3 | 6.0 | 5.3 | 45 | 30 | 1.8 | 3.4 | 2.0 | 676.00..-D | 761 | 43.38 |
| R 006.0150-35 | 6 | 2.3 | 6.0 | 5.3 | 50 | 35 | 1.8 | 3.4 | 1.5 | 676.00..-D | 684 | 46.99 |
| R 006.0100-35 | 6 | 2.3 | 6.0 | 5.3 | 50 | 35 | 1.8 | 3.4 | 1.0 | 676.00..-D | 682 | 46.99 |
| R 006.0100-42 | 6 | 2.3 | 6.0 | 5.3 | 57 | 42 | 1.8 | 3.4 | 1.0 | 676.00..-D | 685 | 52.76 |
| R 007.0200-10 | 7 | 2.7 | 6.8 | 6.3 | 25 | 10 | 2.5 | 3.8 | 2.0 | 676.00..-D | 670 | 27.25 |
| R 007.0100-10 | 7 | 2.7 | 6.8 | 6.3 | 25 | 10 | 2.5 | 3.8 | 1.0 | 676.00..-D | 570 | 27.25 |
| R 007.0150-10 | 7 | 2.7 | 6.8 | 6.3 | 25 | 10 | 2.5 | 3.8 | 1.5 | 676.00..-D | 575 | 27.25 |
| R 007.0150-15 | 7 | 2.7 | 6.8 | 6.3 | 30 | 15 | 2.5 | 3.8 | 1.5 | 676.00..-D | 576 | 31.41 |
| R 007.0100-15 | 7 | 2.7 | 6.8 | 6.3 | 30 | 15 | 2.5 | 3.8 | 1.0 | 676.00..-D | 571 | 31.41 |
| R 007.0200-15 | 7 | 2.7 | 6.8 | 6.3 | 30 | 15 | 2.5 | 3.8 | 2.0 | 676.00..-D | 671 | 30.04 |
| R 007.0200-22 | 7 | 2.7 | 6.8 | 6.3 | 37 | 22 | 2.5 | 3.8 | 2.0 | 676.00..-D | 672 | 35.88 |
| R 007.0100-22 | 7 | 2.7 | 6.8 | 6.3 | 37 | 22 | 2.5 | 3.8 | 1.0 | 676.00..-D | 572 | 35.88 |
| R 007.0150-22 | 7 | 2.7 | 6.8 | 6.3 | 37 | 22 | 2.5 | 3.8 | 1.5 | 676.00..-D | 577 | 35.88 |
| R 007.0150-25 | 7 | 2.7 | 6.8 | 6.3 | 40 | 25 | 2.5 | 3.8 | 1.5 | 676.00..-D | 578 | 39.34 |
| R 007.0100-25 | 7 | 2.7 | 6.8 | 6.3 | 40 | 25 | 2.5 | 3.8 | 1.0 | 676.00..-D | 573 | 39.34 |
| R 007.0200-25 | 7 | 2.7 | 6.8 | 6.3 | 40 | 25 | 2.5 | 3.8 | 2.0 | 676.00..-D | 673 | 38.77 |
| R 007.0150-30 | 7 | 2.7 | 6.8 | 6.3 | 45 | 30 | 2.5 | 3.8 | 1.5 | 676.00..-D | 579 | 42.70 |
| R 007.0100-30 | 7 | 2.7 | 6.8 | 6.3 | 45 | 30 | 2.5 | 3.8 | 1.0 | 676.00..-D | 574 | 44.11 |
| R 007.0200-30 | 7 | 2.7 | 6.8 | 6.3 | 45 | 30 | 2.5 | 3.8 | 2.0 | 676.00..-D | 674 | 41.39 |
| R 007.0100-35 | 7 | 2.7 | 7.0 | 6.3 | 50 | 35 | 2.5 | 3.8 | 1.0 | 676.00..-D | 688 | 48.31 |
| R 007.0150-35 | 7 | 2.7 | 7.0 | 6.3 | 50 | 35 | 2.5 | 3.8 | 1.5 | 676.00..-D | 690 | 48.31 |
| R 007.0200-35 | 7 | 2.7 | 7.0 | 6.3 | 50 | 35 | 2.5 | 3.8 | 2.0 | 676.00..-D | 692 | 48.31 |
| R 007.0150-40 | 7 | 2.7 | 7.0 | 6.3 | 55 | 40 | 2.5 | 3.8 | 1.5 | 676.00..-D | 702 | 53.58 |
| R 007.0100-40 | 7 | 2.7 | 7.0 | 6.3 | 55 | 40 | 2.5 | 3.8 | 1.0 | 676.00..-D | 700 | 53.58 |
| R 007.0100-45 | 7 | 2.7 | 7.0 | 6.3 | 60 | 45 | 2.5 | 3.8 | 1.0 | 676.00..-D | 712 | 58.20 |
| R 007.0100-50 | 7 | 2.7 | 7.0 | 6.3 | 65 | 50 | 2.5 | 3.8 | 1.0 | 676.00..-D | 714 | 62.22 |

| | |
|---|---|
| P | ● |
| M | ● |
| K | ● |
| N | ● |
| S | ○ |
| H | ○ |
| O | ● |

## UltraMini – Inserts for internal turning and profiling

▲ with chip former

WNT \ Performance

TiAlN

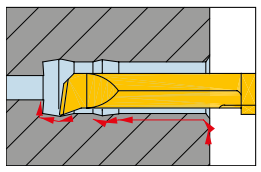

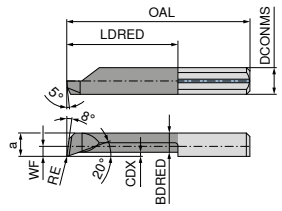

| Designation | DCONMS h6 mm | WF mm | DMIN mm | a mm | OAL mm | LDRED mm | CDX mm | BDRED mm | RE mm | Standard tool holder | Right-hand 73 016 ... | £ |
|---|---|---|---|---|---|---|---|---|---|---|---|---|
| R 050.4-10C | 4 | 1.5 | 4 | 3.5 | 24 | 10 | 0.3 | 3.0 | 0.2 | 645.00..-D | 410 | 28.81 |
| R 050.4-16C | 4 | 1.5 | 4 | 3.5 | 30 | 16 | 0.3 | 3.0 | 0.2 | 645.00..-D | 416 | 30.46 |
| R 050.4-20C | 4 | 1.5 | 4 | 3.5 | 34 | 20 | 0.3 | 3.0 | 0.2 | 645.00..-D | 420 | 34.07 |
| R 050.4-24C | 4 | 1.5 | 4 | 3.5 | 38 | 24 | 0.3 | 3.0 | 0.2 | 645.00..-D | 424 | 38.68 |
| R 050.4-28C | 4 | 1.5 | 4 | 3.5 | 42 | 28 | 0.3 | 3.0 | 0.2 | 645.00..-D | 428 | 43.05 |
| R 050.5-10C | 5 | 1.9 | 5 | 4.4 | 25 | 10 | 0.5 | 3.8 | 0.2 | 645.00..-D | 510 | 26.99 |
| R 050.5-15C | 5 | 1.9 | 5 | 4.4 | 30 | 15 | 0.5 | 3.8 | 0.2 | 645.00..-D | 515 | 28.81 |
| R 050.5-20C | 5 | 1.9 | 5 | 4.4 | 35 | 20 | 0.5 | 3.8 | 0.2 | 645.00..-D | 520 | 33.17 |
| R 050.5-25C | 5 | 1.9 | 5 | 4.4 | 40 | 25 | 0.5 | 3.8 | 0.2 | 645.00..-D | 525 | 37.53 |
| R 050.5-30C | 5 | 1.9 | 5 | 4.4 | 45 | 30 | 0.5 | 3.8 | 0.2 | 645.00..-D | 530 | 42.31 |
| R 050.5-35C | 5 | 1.9 | 5 | 4.4 | 50 | 35 | 0.5 | 3.8 | 0.2 | 645.00..-D | 535 | 46.91 |
| R 050.6-15C | 6 | 2.3 | 6 | 5.3 | 30 | 15 | 0.5 | 4.5 | 0.2 | 676.00..-D | 615 | 28.81 |
| R 050.6-22C | 6 | 2.3 | 6 | 5.3 | 37 | 22 | 0.5 | 4.5 | 0.2 | 676.00..-D | 622 | 33.17 |
| R 050.6-25C | 6 | 2.3 | 6 | 5.3 | 40 | 25 | 0.5 | 4.5 | 0.2 | 676.00..-D | 625 | 37.53 |
| R 050.6-30C | 6 | 2.3 | 6 | 5.3 | 45 | 30 | 0.5 | 4.5 | 0.2 | 676.00..-D | 630 | 42.31 |
| R 050.6-35C | 6 | 2.3 | 6 | 5.3 | 50 | 35 | 0.5 | 4.5 | 0.2 | 676.00..-D | 635 | 46.91 |
| R 050.6-42C | 6 | 2.3 | 6 | 5.3 | 57 | 42 | 0.5 | 4.5 | 0.2 | 676.00..-D | 642 | 52.43 |
| R 050.7-20C | 7 | 2.8 | 7 | 6.3 | 35 | 20 | 0.6 | 5.5 | 0.2 | 676.00..-D | 720 | 32.70 |
| R 050.7-25C | 7 | 2.8 | 7 | 6.3 | 40 | 25 | 0.6 | 5.5 | 0.2 | 676.00..-D | 725 | 37.94 |
| R 050.7-30C | 7 | 2.8 | 7 | 6.3 | 45 | 30 | 0.6 | 5.5 | 0.2 | 676.00..-D | 730 | 42.14 |
| R 050.7-35C | 7 | 2.8 | 7 | 6.3 | 50 | 35 | 0.6 | 5.5 | 0.2 | 676.00..-D | 735 | 47.72 |
| R 050.7-40C | 7 | 2.8 | 7 | 6.3 | 55 | 40 | 0.6 | 5.5 | 0.2 | 676.00..-D | 740 | 53.16 |
| R 050.7-45C | 7 | 2.8 | 7 | 6.3 | 60 | 45 | 0.6 | 5.5 | 0.2 | 676.00..-D | 745 | 55.30 |
| R 050.7-50C | 7 | 2.8 | 7 | 6.3 | 65 | 50 | 0.6 | 5.5 | 0.2 | 676.00..-D | 750 | 60.65 |

| | |
|---|---|
| P | ● |
| M | ● |
| K | ● |
| N | ● |
| S | ● |
| H | ● |
| O | ● |

## UltraMini – Inserts for internal threading (Partial profile)

M 60°

WNT \ Performance

TiN

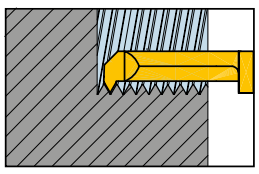

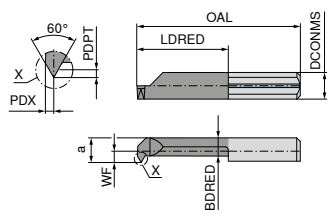

| Designation | DCONMS h6 mm | WF mm | DMIN mm | a mm | OAL mm | LDRED mm | BDRED mm | PDPT mm | PDX mm | Standard tool holder | Right-hand 73 100 ... | £ |
|---|---|---|---|---|---|---|---|---|---|---|---|---|
| R 005.0510-15 | 5 | 1.9 | 4.8 | 4.4 | 30 | 15 | 3.3 | 0.55 | 0.55 | 645.00..-D | 545 | 30.18 |
| R 005.0510-20 | 5 | 1.9 | 4.8 | 4.4 | 35 | 20 | 3.3 | 0.55 | 0.55 | 645.00..-D | 544 | 31.44 |
| R 006.0612-15 | 6 | 2.3 | 6.0 | 5.3 | 30 | 15 | 3.4 | 0.68 | 0.65 | 676.00..-D | 547 | 30.18 |
| R 006.0815-15 | 6 | 2.3 | 6.0 | 5.3 | 30 | 15 | 3.4 | 0.81 | 0.75 | 676.00..-D | 549 | 30.57 |
| R 006.0815-22 | 6 | 2.3 | 6.0 | 5.3 | 37 | 22 | 3.4 | 0.81 | 0.75 | 676.00..-D | 548 | 31.21 |
| R 006.0612-22 | 6 | 2.3 | 6.0 | 5.3 | 37 | 22 | 3.4 | 0.68 | 0.65 | 676.00..-D | 546 | 31.21 |
| R 007.0815-15 | 7 | 2.7 | 7.0 | 6.3 | 30 | 15 | 3.8 | 0.81 | 0.75 | 676.00..-D | 550 | 31.21 |

| | |
|---|---|
| P | ● |
| M | ● |
| K | ● |
| N | ● |
| S | ○ |
| H | ○ |
| O | ● |



Customer Service Centre
Freephone: 0800 073 2 073 / Freefax: 0800 073 2 074

Ordering via the Online Shop
http://cuttingtools.ceratizit.com

## UltraMini – Inserts for axial grooving

WNT \ Performance

TiN

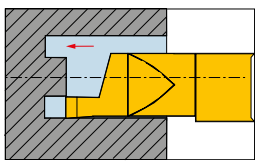

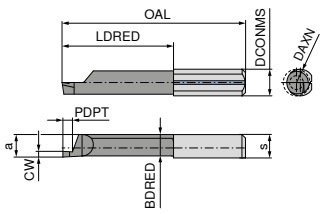

| Designation | DCONMS h6 mm | a mm | DAXN mm | s mm | OAL mm | LDRED mm | BDRED mm | PDPT mm | CW mm | Standard tool holder | Right-hand 73 050 ... | £ |
|---|---|---|---|---|---|---|---|---|---|---|---|---|
| R 010.1006-10 | 6 | 5.2 | 6 | 5.3 | 26 | 11 | 4.9 | 1.5 | 1.0 | 676.00..-D | 561 | 33.58 |
| R 010.1506-10 | 6 | 5.2 | 6 | 5.3 | 26 | 11 | 4.9 | 2.0 | 1.5 | 676.00..-D | 563 | 33.58 |
| R 010.1008-10 | 7 | 5.9 | 8 | 6.3 | 26 | 11 | 5.6 | 1.5 | 1.0 | 676.00..-D | 571 | 34.32 |
| R 010.1008-20 | 7 | 5.9 | 8 | 6.3 | 35 | 20 | 5.6 | 1.5 | 1.0 | 676.00..-D | 671 | 36.70 |
| R 010.1008-30 | 7 | 5.9 | 8 | 6.3 | 45 | 30 | 5.6 | 1.5 | 1.0 | 676.00..-D | 771 | 38.68 |
| R 010.1508-20 | 7 | 5.9 | 8 | 6.3 | 35 | 20 | 5.6 | 2.5 | 1.5 | 676.00..-D | 673 | 35.44 |
| R 010.1508-10 | 7 | 5.9 | 8 | 6.3 | 26 | 11 | 5.6 | 2.5 | 1.5 | 676.00..-D | 573 | 33.26 |
| R 010.1508-30 | 7 | 5.9 | 8 | 6.3 | 45 | 30 | 5.6 | 2.5 | 1.5 | 676.00..-D | 773 | 38.68 |
| R 010.2008-20 | 7 | 5.9 | 8 | 6.3 | 35 | 20 | 5.6 | 3.0 | 2.0 | 676.00..-D | 675 | 35.44 |
| R 010.2008-10 | 7 | 5.9 | 8 | 6.3 | 26 | 11 | 5.6 | 3.0 | 2.0 | 676.00..-D | 575 | 33.26 |
| R 010.2008-30 | 7 | 5.9 | 8 | 6.3 | 45 | 30 | 5.6 | 3.0 | 2.0 | 676.00..-D | 775 | 38.68 |
| R 010.2508-20 | 7 | 5.9 | 8 | 6.3 | 35 | 20 | 5.6 | 3.5 | 2.5 | 676.00..-D | 677 | 36.70 |
| R 010.2508-10 | 7 | 5.9 | 8 | 6.3 | 26 | 11 | 5.6 | 3.5 | 2.5 | 676.00..-D | 577 | 34.32 |
| R 010.3008-10 | 7 | 5.9 | 8 | 6.3 | 26 | 11 | 5.6 | 3.5 | 3.0 | 676.00..-D | 579 | 34.32 |
| R 010.3008-20 | 7 | 5.9 | 8 | 6.3 | 35 | 20 | 5.6 | 3.5 | 3.0 | 676.00..-D | 679 | 35.44 |
| R 010.2508-30 | 7 | 5.9 | 8 | 6.3 | 45 | 30 | 5.6 | 3.5 | 2.5 | 676.00..-D | 777 | 38.68 |
| R 010.3008-30 | 7 | 5.9 | 8 | 6.3 | 45 | 30 | 5.6 | 3.5 | 3.0 | 676.00..-D | 779 | 38.68 |

| | |
|---|---|
| P | ● |
| M | ● |
| K | ● |
| N | ● |
| S | ○ |
| H | ○ |
| O | ● |

### Internal turning and profiling, grooving and chamfering

From Diameter 2.0 mm onwards up to a turning depth of 15.0 mm

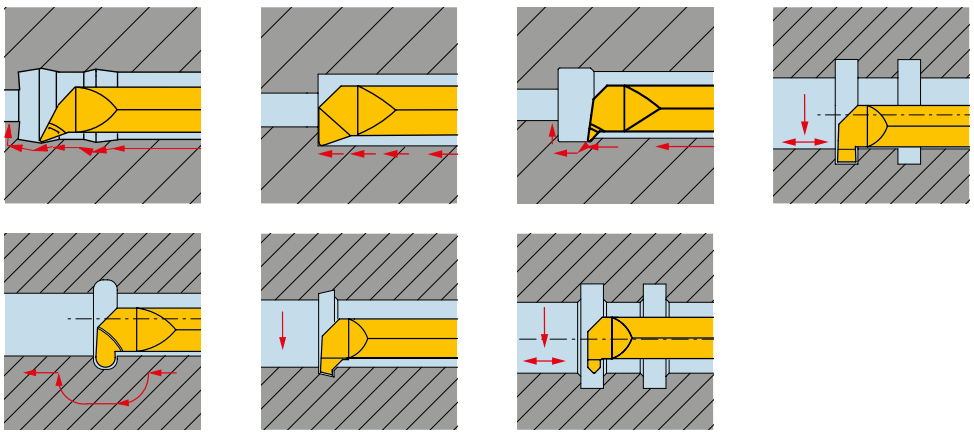

### Axial grooving

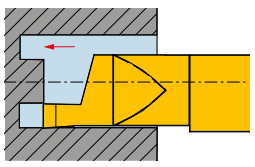

Minimum external diameter of groove 6.0 mm
At 1.5 mm grooving width
Up to 2.0 mm grooving depth

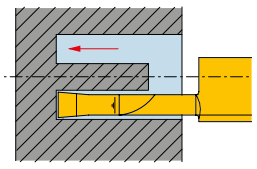

Minimum external diameter of groove 15.0 mm
At 3.0 mm grooving width
Up to 30.0 mm grooving depth

### Thread turning

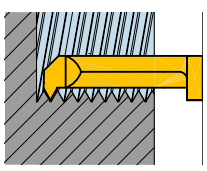

Turning of external threads from diameter 4.0 mm onwards
- Metric standard and fine thread
- Whitworth pipe threads

*Miniature turning tools guide (Main catalogue 2021)*


| | | | |
|---|---|---|---|
| Cutting Data | 58–61 | Broaching – Recommendations for Correct Use | 62 |
| Symbol explanation, coatings and thread types | 63 | | |


The rest of the comprehensive UltraMini range is available in the main catalogue.

## UltraMini – Standard tool holder for cutting inserts

- double ended
- Machining diameter from Ø 0.5 mm

**Scope of supply:**
Tool holder with allen key

WNT \ Performance

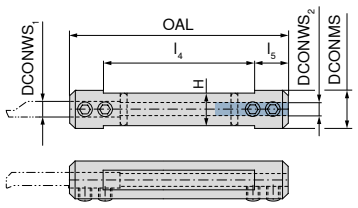

| Designation | DCONWS1 mm | DCONWS2 mm | DCONMS mm | OAL mm | l4 mm | l5 mm | H mm | 73 080 ... | £ |
|---|---|---|---|---|---|---|---|---|---|
| 645.0012-D | 4 | 5 | 12 | 75 | 55 | 10 | 10.3 | 163 | 73.00 |
| 645.0016-D | 4 | 5 | 16 | 75 | 55 | 10 | 14.0 | 164 | 76.00 |
| 645.0020-D | 4 | 5 | 20 | 90 | 70 | 10 | 18.0 | 165 | 82.00 |
| 676.0016-D | 6 | 7 | 16 | 75 | 55 | 10 | 14.0 | 166 | 76.00 |
| 676.0020-D | 6 | 7 | 20 | 90 | 70 | 10 | 18.0 | 167 | 82.00 |

Clamping screw

| Spare parts DCONWS1 | | £ | 73 082 ... |
|---|---|---|---|
| 4 | M5x6 | 3.32 | 001 |
| 6 | M5x6 | 3.32 | 001 |

## UltraMini – Quick change tool holder for cutting inserts

**Scope of supply:**
Tool holder, lock nut and clamping wedge

WNT \ Performance

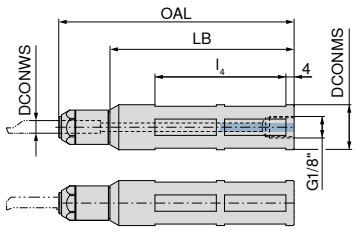

| Designation | DCONWS mm | DCONMS g6 mm | OAL mm | LB mm | l4 mm | 73 089 ... | £ |
|---|---|---|---|---|---|---|---|
| UM600H.0012.4 | 4 | 12.00 | 115 | 90 | 64 | 124 | 137.00 |
| UM600H.0016.4 | 4 | 16.00 | 115 | 90 | 64 | 164 | 124.00 |
| UM600H.001905.4 | 4 | 19.05 | 115 | 90 | 64 | 194 | 134.00 |
| UM600H.0020.4 | 4 | 20.00 | 115 | 90 | 64 | 204 | 132.00 |
| UM600H.0022.4 | 4 | 22.00 | 115 | 90 | 64 | 224 | 134.00 |
| UM600H.0025.4 | 4 | 25.00 | 115 | 90 | 64 | 254 | 137.00 |
| UM600H.00254.4 | 4 | 25.40 | 115 | 90 | 64 | 264 | 139.00 |
| UM600H.0028.4 | 4 | 28.00 | 115 | 90 | 64 | 284 | 139.00 |
| UM600H.0012.5 | 5 | 12.00 | 115 | 90 | 64 | 125 | 137.00 |
| UM600H.0016.5 | 5 | 16.00 | 115 | 90 | 64 | 165 | 124.00 |
| UM600H.001905.5 | 5 | 19.05 | 115 | 90 | 64 | 195 | 134.00 |
| UM600H.0020.5 | 5 | 20.00 | 115 | 90 | 64 | 205 | 132.00 |
| UM600H.0022.5 | 5 | 22.00 | 115 | 90 | 64 | 225 | 134.00 |
| UM600H.0025.5 | 5 | 25.00 | 115 | 90 | 64 | 255 | 137.00 |
| UM600H.00254.5 | 5 | 25.40 | 115 | 90 | 64 | 265 | 139.00 |
| UM600H.0028.5 | 5 | 28.00 | 115 | 90 | 64 | 285 | 139.00 |
| UM600H.0012.6 | 6 | 12.00 | 115 | 90 | 64 | 126 | 137.00 |
| UM600H.0016.6 | 6 | 16.00 | 115 | 90 | 64 | 166 | 124.00 |
| UM600H.001905.6 | 6 | 19.05 | 115 | 90 | 64 | 196 | 134.00 |
| UM600H.0020.6 | 6 | 20.00 | 115 | 90 | 64 | 206 | 132.00 |
| UM600H.0022.6 | 6 | 22.00 | 115 | 90 | 64 | 226 | 134.00 |
| UM600H.0025.6 | 6 | 25.00 | 115 | 90 | 64 | 256 | 137.00 |
| UM600H.00254.6 | 6 | 25.40 | 115 | 90 | 64 | 266 | 139.00 |
| UM600H.0028.6 | 6 | 28.00 | 115 | 90 | 64 | 286 | 139.00 |
| UM600H.0012.7 | 7 | 12.00 | 115 | 90 | 64 | 127 | 137.00 |
| UM600H.0016.7 | 7 | 16.00 | 115 | 90 | 64 | 167 | 124.00 |
| UM600H.001905.7 | 7 | 19.05 | 115 | 90 | 64 | 197 | 134.00 |
| UM600H.0020.7 | 7 | 20.00 | 115 | 90 | 64 | 207 | 132.00 |
| UM600H.0022.7 | 7 | 22.00 | 115 | 90 | 64 | 227 | 134.00 |
| UM600H.0025.7 | 7 | 25.00 | 115 | 90 | 64 | 257 | 137.00 |
| UM600H.00254.7 | 7 | 25.40 | 115 | 90 | 64 | 267 | 139.00 |
| UM600H.0028.7 | 7 | 28.00 | 115 | 90 | 64 | 287 | 139.00 |

Avoid pulling cuts. When using thro' coolant supply, tighten using key!

Lock nut UM600H

Clamping wedge UM600H

| Spare parts DCONWS | | £ | 73 950 ... | £ | 73 950 ... |
|---|---|---|---|---|---|
| 4 | M4 | 42.47 | 104 | 27.48 | 111 |
| 5 | M5 | 42.47 | 105 | 27.48 | 111 |
| 6 | M6 | 42.47 | 106 | 27.48 | 111 |
| 7 | M7 | 42.47 | 107 | 27.48 | 111 |

## MiniCut – Grooving insert

WNT \ Performance

CWX500

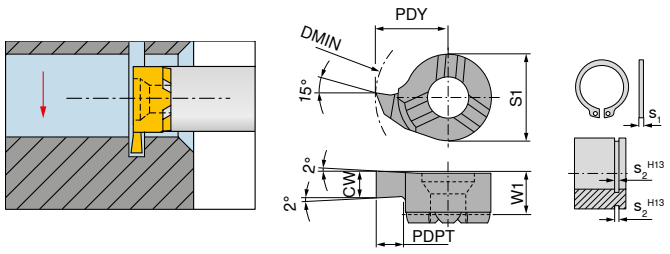

| Size | Designation | DMIN mm | CW mm | PDPT mm | W1 mm | PDY mm | S1 mm | Right-hand 73 310 ... | £ |
|---|---|---|---|---|---|---|---|---|---|
| 08 | 8,00. R .0,73.1,0 | 8 | 0.73 | 1.0 | 3.3 | 4.8 | 6 | 073 | 18.49 |
| | 8,00. R .0,83.1,0 | 8 | 0.83 | 1.0 | 3.3 | 4.8 | 6 | 083 | 18.49 |
| | 8,00. R .0,93.1,0 | 8 | 0.93 | 1.0 | 3.3 | 4.8 | 6 | 093 | 18.49 |
| | 8,00. R .1,00.1,0 | 8 | 1.00 | 1.0 | 3.3 | 4.8 | 6 | 110 | 18.49 |
| | 8,00. R .1,20.1,0 | 8 | 1.20 | 1.0 | 3.3 | 4.8 | 6 | 112 | 18.49 |
| | 8,00. R .1,40.1,0 | 8 | 1.40 | 1.0 | 3.3 | 4.8 | 6 | 114 | 18.49 |
| | 8,00. R .1,50.1,0 | 8 | 1.50 | 1.0 | 3.3 | 4.8 | 6 | 115 | 18.49 |
| | 8,00. R .1,70.1,0 | 8 | 1.70 | 1.0 | 3.3 | 4.8 | 6 | 117 | 18.49 |
| | 8,00. R .2,00.1,0 | 8 | 2.00 | 1.0 | 3.3 | 4.8 | 6 | 120 | 18.49 |
| 11 | 11,00. R .0,73.1,2 | 11 | 0.73 | 1.2 | 4.2 | 6.7 | 8 | 373 | 18.49 |
| | 11,00. R .0,83.1,3 | 11 | 0.83 | 1.3 | 4.2 | 6.7 | 8 | 383 | 18.49 |
| | 11,00. R .0,93.1,5 | 11 | 0.93 | 1.5 | 4.2 | 6.7 | 8 | 393 | 18.49 |
| | 11,00. R .1,00.2,3 | 11 | 1.00 | 2.3 | 4.2 | 6.7 | 8 | 310 | 18.49 |
| | 11,00. R .1,20.2,3 | 11 | 1.20 | 2.3 | 4.2 | 6.7 | 8 | 312 | 18.49 |
| | 11,00. R .1,40.2,3 | 11 | 1.40 | 2.3 | 4.2 | 6.7 | 8 | 314 | 18.49 |
| | 11,00. R .1,50.2,3 | 11 | 1.50 | 2.3 | 4.2 | 6.7 | 8 | 315 | 18.49 |
| | 11,00. R .1,70.2,3 | 11 | 1.70 | 2.3 | 4.2 | 6.7 | 8 | 317 | 18.49 |
| | 11,00. R .2,00.2,3 | 11 | 2.00 | 2.3 | 4.2 | 6.7 | 8 | 320 | 18.49 |
| | 11,00. R .2,50.2,3 | 11 | 2.50 | 2.3 | 4.2 | 6.7 | 8 | 325 | 18.49 |
| | 11,00. R .3,00.2,3 | 11 | 3.00 | 2.3 | 4.2 | 6.7 | 8 | 330 | 18.49 |
| 14 | 14,00. R .0,73.1,2 | 14 | 0.73 | 1.2 | 5.3 | 9.0 | 9 | 573 | 18.49 |
| | 14,00. R .0,83.1,3 | 14 | 0.83 | 1.3 | 5.3 | 9.0 | 9 | 583 | 18.49 |
| | 14,00. R .0,93.1,5 | 14 | 0.93 | 1.5 | 5.3 | 9.0 | 9 | 593 | 18.49 |
| | 14,00. R .1,20.4,0 | 14 | 1.20 | 4.0 | 5.3 | 9.0 | 9 | 512 | 18.49 |
| | 14,00. R .1,40.4,0 | 14 | 1.40 | 4.0 | 5.3 | 9.0 | 9 | 514 | 18.49 |
| | 14,00. R .1,50.4,0 | 14 | 1.50 | 4.0 | 5.3 | 9.0 | 9 | 515 | 18.49 |
| | 14,00. R .1,70.4,0 | 14 | 1.70 | 4.0 | 5.3 | 9.0 | 9 | 517 | 18.49 |
| | 14,00. R .2,00.4,0 | 14 | 2.00 | 4.0 | 5.3 | 9.0 | 9 | 520 | 18.49 |
| | 14,00. R .2,50.4,0 | 14 | 2.50 | 4.0 | 5.3 | 9.0 | 9 | 525 | 18.49 |
| | 14,00. R .3,00.4,0 | 14 | 3.00 | 4.0 | 5.3 | 9.0 | 9 | 530 | 18.49 |
| 16 | 16,00. R .0,73.1,2 | 16 | 0.73 | 1.2 | 5.4 | 10.2 | 11 | 773 | 22.52 |
| | 16,00. R .0,83.1,3 | 16 | 0.83 | 1.3 | 5.4 | 10.2 | 11 | 783 | 22.52 |
| | 16,00. R .0,93.1,5 | 16 | 0.93 | 1.5 | 5.4 | 10.2 | 11 | 793 | 22.52 |
| | 16,00. R .1,20.4,3 | 16 | 1.20 | 4.3 | 5.4 | 10.2 | 11 | 712 | 20.34 |
| | 16,00. R .1,40.4,3 | 16 | 1.40 | 4.3 | 5.4 | 10.2 | 11 | 714 | 20.34 |
| | 16,00. R .1,50.4,3 | 16 | 1.50 | 4.3 | 5.4 | 10.2 | 11 | 715 | 20.34 |
| | 16,00. R .1,70.4,3 | 16 | 1.70 | 4.3 | 5.4 | 10.2 | 11 | 717 | 20.34 |
| | 16,00. R .2,00.4,3 | 16 | 2.00 | 4.3 | 5.4 | 10.2 | 11 | 720 | 20.34 |
| | 16,00. R .2,50.4,3 | 16 | 2.50 | 4.3 | 5.4 | 10.2 | 11 | 725 | 20.34 |
| | 16,00. R .3,00.4,3 | 16 | 3.00 | 4.3 | 5.4 | 10.2 | 11 | 730 | 20.34 |
| | 16,00. R .3,50.4,3 | 16 | 3.50 | 4.3 | 5.4 | 10.2 | 11 | 735 | 20.34 |
| | 16,00. R .4,00.4,3 | 16 | 4.00 | 4.3 | 5.4 | 10.2 | 11 | 740 | 20.34 |

| | |
|---|---|
| P | ● |
| M | ● |
| K | ● |
| N | ● |
| S | ● |
| H | ● |
| O | ● |

## MiniCut – Full radius grooving and turning insert

WNT \ Performance

CWX500

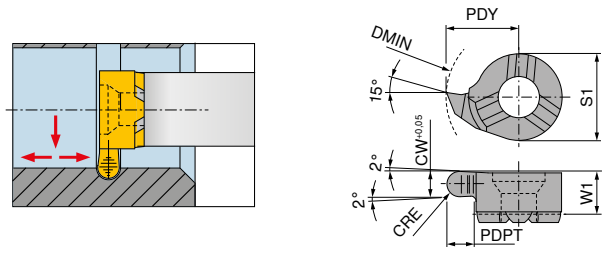

| Size | Designation | DMIN mm | CW mm | PDPT mm | W1 mm | PDY mm | S1 mm | CRE mm | Right-hand 73 318 ... | £ |
|---|---|---|---|---|---|---|---|---|---|---|
| 08 | 8,00. R .0,80.1,0 | 8 | 0.8 | 1.0 | 3.3 | 4.8 | 6 | 0.4 | 008 | 23.05 |
| | 8,00. R .1,20.1,0 | 8 | 1.2 | 1.0 | 3.3 | 4.8 | 6 | 0.6 | 012 | 23.05 |
| | 8,00. R .1,80.1,0 | 8 | 1.8 | 1.0 | 3.3 | 4.8 | 6 | 0.9 | 018 | 23.05 |
| 11 | 11,00. R .0,80.2,3 | 11 | 0.8 | 2.3 | 4.2 | 6.7 | 8 | 0.4 | 308 | 23.34 |
| | 11,00. R .1,20.2,3 | 11 | 1.2 | 2.3 | 4.2 | 6.7 | 8 | 0.6 | 312 | 23.34 |
| | 11,00. R .1,80.2,3 | 11 | 1.8 | 2.3 | 4.2 | 6.7 | 8 | 0.9 | 318 | 23.34 |
| | 11,00. R .2,00.2,3 | 11 | 2.0 | 2.3 | 4.2 | 6.7 | 8 | 1.0 | 320 | 23.34 |
| | 11,00. R .3,00.2,3 | 11 | 3.0 | 2.3 | 4.2 | 6.7 | 8 | 1.5 | 330 | 23.34 |
| 14 | 14,00. R .1,20.4,0 | 14 | 1.2 | 4.0 | 5.3 | 9.0 | 9 | 0.6 | 512 | 24.70 |
| | 14,00. R .1,80.4,0 | 14 | 1.8 | 4.0 | 5.3 | 9.0 | 9 | 0.9 | 518 | 24.70 |
| | 14,00. R .2,00.4,0 | 14 | 2.0 | 4.0 | 5.3 | 9.0 | 9 | 1.0 | 520 | 24.70 |
| | 14,00. R .2,20.4,0 | 14 | 2.2 | 4.0 | 5.3 | 9.0 | 9 | 1.1 | 522 | 24.70 |
| | 14,00. R .3,00.4,0 | 14 | 3.0 | 4.0 | 5.3 | 9.0 | 9 | 1.5 | 530 | 24.70 |
| 16 | 16,00. R .1,80.4,3 | 16 | 1.8 | 4.3 | 5.4 | 10.2 | 11 | 0.9 | 718 | 24.95 |
| | 16,00. R .2,20.4,3 | 16 | 2.2 | 4.3 | 5.4 | 10.2 | 11 | 1.1 | 722 | 24.95 |
| | 16,00. R .3,00.4,3 | 16 | 3.0 | 4.3 | 5.4 | 10.2 | 11 | 1.5 | 730 | 24.95 |
| | 16,00. R .4,00.4,3 | 16 | 4.0 | 4.3 | 5.4 | 10.2 | 11 | 2.0 | 740 | 24.95 |

| | |
|---|---|
| P | ● |
| M | ● |
| K | ● |
| N | ● |
| S | ● |
| H | ● |
| O | ● |

## MiniCut – Internal turning and chamfering insert

▲ CDX = $ap_{max}$ (material dependant)

WNT \ Performance

CWX500

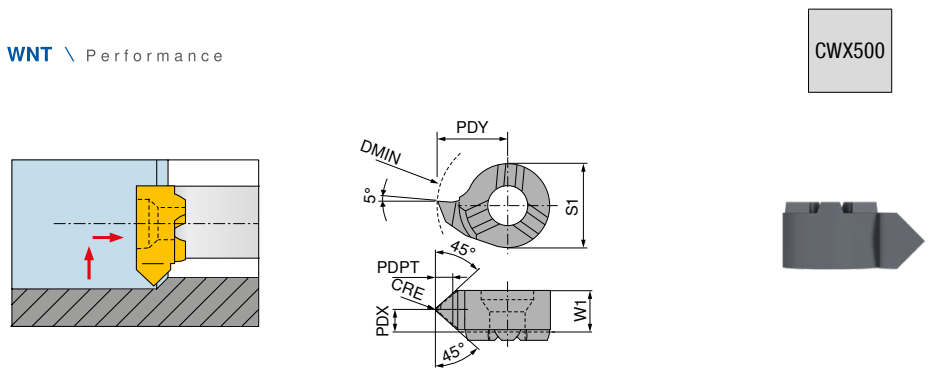


| Size | Designation | DMIN mm | PDPT mm | W1 mm | PDX mm | PDY mm | S1 mm | CRE mm | CDX mm | Right-hand 73 334 ... | £ |
|---|---|---|---|---|---|---|---|---|---|---|---|
| 08 | 8,00. R .45°.1,4 | 8 | 1.4 | 3.5 | 1.8 | 4.8 | 6 | 0.2 | 0.6 | 010 | 20.57 |
| 11 | 11,00. R .45°.1,5 | 11 | 1.5 | 4.3 | 2.2 | 6.7 | 8 | 0.2 | 1.0 | 310 | 20.57 |
| 14 | 14,00. R .45°.1,5 | 14 | 1.5 | 5.4 | 2.8 | 9.0 | 9 | 0.2 | 1.2 | 510 | 22.22 |

| | |
|---|---|
| P | ● |
| M | ● |
| K | ● |
| N | ● |
| S | ● |
| H | ● |
| O | ● |

## MiniCut – Insert for turning and profiling

WNT \ Performance

CWX500

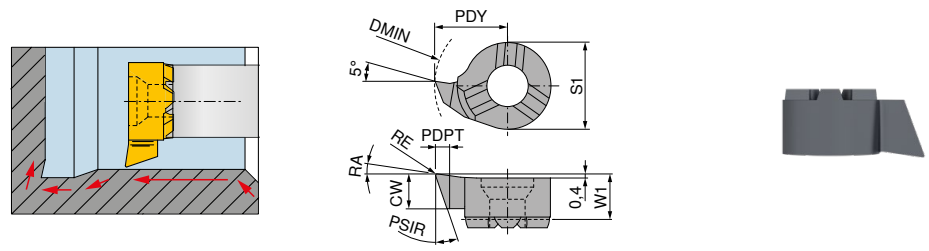


| Size | Designation | DMIN mm | CW mm | W1 mm | PDY mm | S1 mm | RE mm | PDPT mm | PSIR ° | RA ° | Right-hand 73 322 ... | £ |
|---|---|---|---|---|---|---|---|---|---|---|---|---|
| 08 | 8,00. R .3,30.18° | 7.8 | 3.3 | 3.5 | 4.65 | 6 | 0.2 | 0.6 | 18 | 8 | 033 | 21.40 |
| 11 | 9,80. R .3,90.18° | 9.8 | 3.9 | 4.2 | 5.50 | 8 | 0.2 | 1.0 | 18 | 8 | 139 | 21.40 |
| | 11,00. R .3,90.18° | 11.0 | 3.9 | 4.2 | 6.70 | 8 | 0.2 | 1.0 | 18 | 8 | 339 | 21.16 |
| 14 | 14,00. R .5,00.18° | 13.8 | 5.0 | 5.1 | 8.70 | 9 | 0.2 | 1.5 | 18 | 8 | 550 | 21.16 |
| 16 | 15,50. R .5,00.18° | 15.5 | 5.0 | 5.4 | 9.70 | 11 | 0.2 | 1.5 | 18 | 8 | 750 | 23.13 |

| | |
|---|---|
| P | ● |
| M | ● |
| K | ● |
| N | ● |
| S | ● |
| H | ● |
| O | ● |

## MiniCut – Back boring insert

▲ CDX = $ap_{max}$ (material dependant)

WNT \ Performance

CWX500

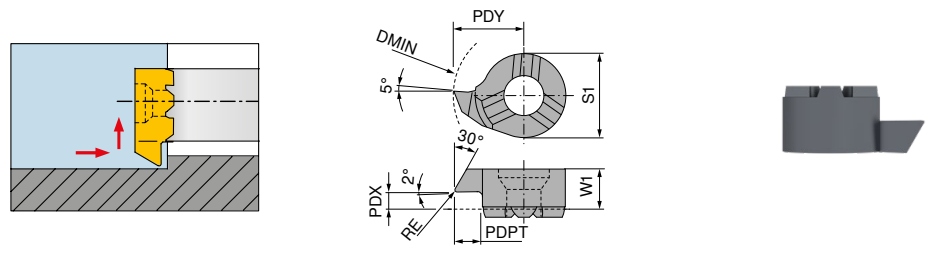


| Size | Designation | DMIN mm | PDPT mm | W1 mm | PDX mm | PDY mm | S1 mm | RE mm | CDX mm | Right-hand 73 330 ... | £ |
|---|---|---|---|---|---|---|---|---|---|---|---|
| 08 | 8,00. R .30°.1,3 | 7.8 | 1.3 | 3.5 | 1.0 | 4.65 | 6 | 0.2 | 0.6 | 013 | 24.62 |
| 11 | 11,00. R .30°.2,3 | 11.0 | 2.3 | 4.3 | 1.6 | 6.70 | 8 | 0.2 | 1.0 | 323 | 24.11 |
| 14 | 14,00. R .30°.3,5 | 13.8 | 3.5 | 5.4 | 2.4 | 8.70 | 9 | 0.2 | 1.5 | 535 | 24.62 |

| | |
|---|---|
| P | ● |
| M | ● |
| K | ● |
| N | ● |
| S | ● |
| H | ● |
| O | ● |



Customer Service Centre
Freephone: 0800 073 2 073 / Freefax: 0800 073 2 074

Ordering via the Online Shop
http://cuttingtools.ceratizit.com

## MiniCut – Internal undercut insert

▲ CDX = $ap_{max}$ (material dependant)

WNT \ Performance

CWX500

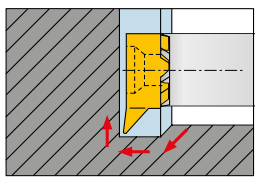

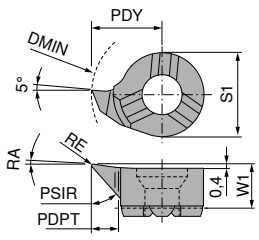

| Size | Designation | DMIN mm | PDPT mm | W1 mm | PDY mm | S1 mm | RE mm | CDX mm | PSIR ° | RA ° | Right-hand 73 326 ... | £ |
|---|---|---|---|---|---|---|---|---|---|---|---|---|
| 08 | 8,00. R .30°.1,0 | 7.8 | 1.0 | 3.5 | 4.65 | 6 | 0.2 | 0.4 | 30 | 3 | 010 | 24.72 |
| | 8,00. R .47°.1,2 | 7.8 | 1.2 | 3.5 | 4.65 | 6 | 0.2 | 0.4 | 47 | 3 | 012 | 21.47 |
| 11 | 11,00. R .30°.2,3 | 11.0 | 2.3 | 4.2 | 6.70 | 8 | 0.2 | 0.6 | 30 | 3 | 423 | 24.14 |
| | 11,00. R .47°.2,3 | 11.0 | 2.3 | 4.2 | 6.70 | 8 | 0.2 | 0.6 | 47 | 3 | 323 | 20.91 |
| 14 | 13,70. R .47°.3,0 | 13.7 | 3.0 | 5.3 | 8.70 | 9 | 0.2 | 0.8 | 47 | 3 | 530 | 21.47 |
| | 13,70. R .30°.4,0 | 13.7 | 4.0 | 5.3 | 8.70 | 9 | 0.2 | 0.8 | 30 | 3 | 540 | 24.72 |

| | |
|---|---|
| P | ● |
| M | ● |
| K | ● |
| N | ● |
| S | ● |
| H | ● |
| O | ● |

## MiniCut – Insert for pregrooving and chamfering

WNT \ Performance

CWX500

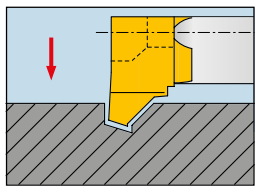

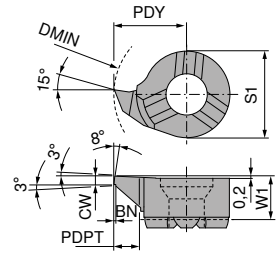

| Size | Designation | DMIN mm | CW mm | PDPT mm | W1 mm | PDY mm | S1 mm | BN mm | Right-hand 73 338 ... | £ |
|---|---|---|---|---|---|---|---|---|---|---|
| 08 | 8,00. R .1,00.45° | 8 | 1 | 1.0 | 3.3 | 4.8 | 6 | 0.2 | 100 | 20.91 |
| 11 | 11,00. R .1,00.45° | 11 | 1 | 1.5 | 4.2 | 6.7 | 8 | 0.2 | 315 | 20.91 |
| 14 | 14,00. R .1,00.45° | 14 | 1 | 1.5 | 5.3 | 9.0 | 9 | 0.2 | 515 | 20.91 |
| 16 | 16,00. R .1,00.45° | 16 | 1 | 1.5 | 5.4 | 10.2 | 11 | 0.2 | 715 | 20.91 |

| | |
|---|---|
| P | ● |
| M | ● |
| K | ● |
| N | ● |
| S | ● |
| H | ● |
| O | ● |

## MiniCut – Steel Tool holder

WNT \ Performance

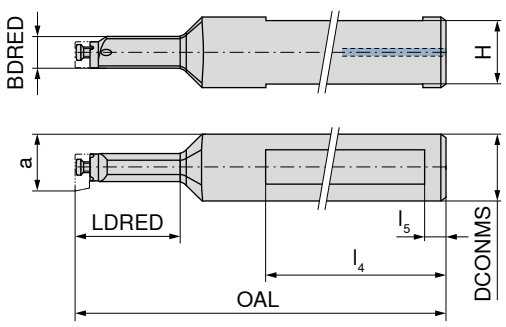




| Designation | a mm | DCONMS f7 mm | OAL mm | $l_4$ mm | LDRED mm | BDRED mm | H mm | $l_5$ mm | 73 522 ... | £ |
|---|---|---|---|---|---|---|---|---|---|---|
| 8,00/16.N.12.1,0 | 7.8 | 16 | 80 | 60 | 12 | 6 | 15.0 | 5 | 012 | 80.00 |
| 8,00/16.N.22.1,0 | 7.8 | 16 | 90 | 60 | 22 | 6 | 15.0 | 5 | 122 | 92.00 |
| 11,00/16.N.16.2,3 | 10.7 | 16 | 97 | 60 | 16 | 8 | 14.5 | 5 | 016 | 80.00 |
| 11,00/16.N.29.2,3 | 10.7 | 16 | 110 | 60 | 29 | 8 | 14.5 | 5 | 129 | 92.00 |
| 14,00/16.N.18.4,0 | 13.8 | 16 | 100 | 60 | 18 | 11 | 14.5 | 5 | 018 | 92.00 |
| 14,00/16.N.38.4,0 | 13.8 | 16 | 120 | 60 | 38 | 11 | 14.5 | 5 | 138 | 92.00 |
| 16,00/16.N.22.4,3 | 15.7 | 16 | 100 | 60 | 22 | 11 | 14.5 | 5 | 022 | 80.00 |
| 16,00/16.N.42.4,3 | 15.7 | 16 | 120 | 60 | 42 | 11 | 14.5 | 5 | 142 | 92.00 |



Key D

Clamping screw

| Spare parts Size | | £ | 80 950 ... | | £ | 73 082 ... |
|---|---|---|---|---|---|---|
| 08 | T08 | 5.95 | 110 | M2,6 | 4.13 | 002 |
| 11 | T10 | 6.96 | 112 | M3,5 | 4.13 | 003 |
| 14 | T15 | 7.08 | 113 | M4 | 4.13 | 004 |
| 16 | T20 | 7.57 | 114 | M5 | 4.13 | 005 |


## The Cutting Tool Solution is

FULL RANGE PRODUCT PORTFOLIO

INNOVATIVE ORIENTATION

HIGHEST TECHNICAL COMPETENCE

FAST AND EFFICIENT AVAILABILITY

DEEP INDUSTRY KNOWLEDGE

INDEPENDENT QUALITY GUARANTEE

Technical support: 0800 073 2 075
3 time served engineers,
available from 8:00 am to 6:00 pm, Monday to Friday

Order by 6:00 pm and get your guaranteed free express delivery

# FIRST CHOICE FOR HIGH PERFORMANCE SOLID CARBIDE MILLING APPLICATIONS

### Optimised core geometry

- ▲ Less vibration even with high angles of contact
- ▲ Significantly increased fracture resistance

### Latest Dragonskin coating

- ▲ Processing of almost all materials
- ▲ Increased temperature resistance
- ▲ Wet and dry machining

### Improved chip clearance

- ▲ Smoother processing
- ▲ Lower forces during chip formation
- ▲ Reduced heat generation

### Expanded product range

- ▲ Greater range of diameters
- ▲ Increased range of flute options
- ▲ HA shank options
- ▲ Versions with thro' coolant
- ▲ Roughing-finishing milling cutters
- ▲ Rough milling cutters
- ▲ Full slot milling cutters

## SilverLine – End milling cutter

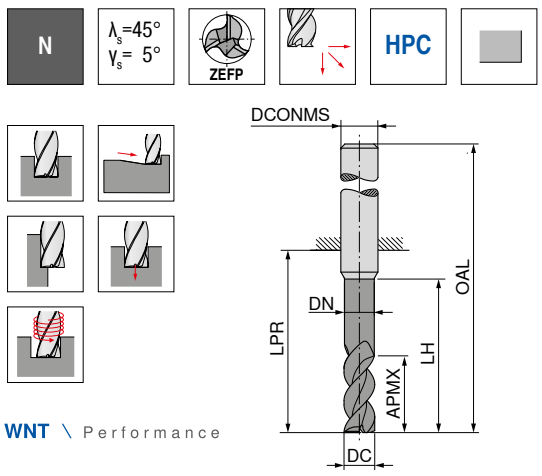


| DC f8 mm | APMX mm | DN mm | LH mm | LPR mm | OAL mm | DCONMS h6 mm | ZEFP | DPB72S DRAGONSKIN Factory standard HB 50 992 ... | £ | DPB72S DRAGONSKIN Factory standard HB 50 992 ... | £ | DPB72S DRAGONSKIN Factory standard HB 50 992 ... | £ |
|---|---|---|---|---|---|---|---|---|---|---|---|---|---|
| 3.0 | 8 | 2.9 | 15 | 21 | 57 | 6 | 3 | | | 03200 | 44.12 | | |
| 3.5 | 11 | 3.4 | 16 | 21 | 57 | 6 | 3 | | | 03700 | 44.12 | | |
| 4.0 | 8 | 3.9 | 15 | 18 | 54 | 6 | 3 | 04100 | 42.54 | | | | |
| 4.0 | 11 | 3.9 | 16 | 21 | 57 | 6 | 3 | | | 04200 | 42.54 | | |
| 4.0 | 16 | | | 26 | 62 | 6 | 3 | | | | | 04400 | 44.85 |
| 4.5 | 13 | 4.4 | 19 | 21 | 57 | 6 | 3 | | | 04700 | 44.12 | | |
| 5.0 | 9 | 4.9 | 16 | 18 | 54 | 6 | 3 | 05100 | 42.54 | | | | |
| 5.0 | 13 | 4.9 | 19 | 21 | 57 | 6 | 3 | | | 05200 | 42.54 | | |
| 5.0 | 17 | | | 26 | 62 | 6 | 3 | | | | | 05400 | 44.85 |
| 5.5 | 13 | 5.4 | 19 | 21 | 57 | 6 | 3 | | | 05700 | 46.30 | | |
| 6.0 | 10 | 5.9 | 17 | 18 | 54 | 6 | 3 | 06100 | 44.24 | | | | |
| 6.0 | 13 | 5.9 | 19 | 21 | 57 | 6 | 3 | | | 06200 | 44.77 | | |
| 6.0 | 18 | | | 26 | 62 | 6 | 3 | | | | | 06400 | 49.74 |
| 6.5 | 19 | 6.3 | 25 | 27 | 63 | 8 | 3 | | | 06700 | 53.82 | | |
| 7.0 | 19 | 6.8 | 25 | 27 | 63 | 8 | 3 | | | 07200 | 53.82 | | |
| 7.5 | 19 | 7.3 | 25 | 27 | 63 | 8 | 3 | | | 07700 | 53.82 | | |
| 8.0 | 12 | | 20 | 22 | 58 | 8 | 3 | 08100 | 50.27 | | | | |
| 8.0 | 19 | 7.8 | 25 | 27 | 63 | 8 | 3 | | | 08200 | 52.27 | | |
| 8.0 | 24 | | | 32 | 68 | 8 | 3 | | | | | 08400 | 55.87 |
| 8.5 | 22 | 8.2 | 30 | 32 | 72 | 10 | 3 | | | 08700 | 89.70 | | |
| 9.0 | 22 | 8.7 | 30 | 32 | 72 | 10 | 3 | | | 09200 | 89.70 | | |
| 9.5 | 22 | 9.2 | 30 | 32 | 72 | 10 | 3 | | | 09700 | 89.70 | | |
| 10.0 | 14 | 9.7 | 24 | 26 | 66 | 10 | 3 | 10100 | 79.46 | | | | |
| 10.0 | 22 | 9.7 | 30 | 32 | 72 | 10 | 3 | | | 10200 | 88.05 | | |
| 10.0 | 30 | | | 40 | 80 | 10 | 3 | | | | | 10400 | 99.47 |
| 12.0 | 16 | 11.7 | 26 | 28 | 73 | 12 | 3 | 12100 | 111.41 | | | | |
| 12.0 | 26 | 11.7 | 36 | 38 | 83 | 12 | 3 | | | 12200 | 119.25 | | |
| 12.0 | 36 | | | 48 | 93 | 12 | 3 | | | | | 12400 | 135.01 |
| 14.0 | 18 | 13.7 | 28 | 30 | 75 | 14 | 3 | 14100 | 137.59 | | | | |
| 14.0 | 26 | 13.7 | 36 | 38 | 83 | 14 | 3 | | | 14200 | 157.28 | | |
| 14.0 | 42 | | | 54 | 99 | 14 | 3 | | | | | 14400 | 174.86 |
| 16.0 | 22 | 15.5 | 32 | 34 | 82 | 16 | 3 | 16100 | 166.54 | | | | |
| 16.0 | 32 | 15.5 | 42 | 44 | 92 | 16 | 3 | | | 16200 | 266.87 | | |
| 16.0 | 48 | | | 60 | 108 | 16 | 3 | | | | | 16400 | 269.84 |
| 18.0 | 24 | 17.5 | 34 | 36 | 84 | 18 | 3 | 18100 | 229.80 | | | | |
| 18.0 | 32 | 17.5 | 42 | 44 | 92 | 18 | 3 | | | 18200 | 275.09 | | |
| 18.0 | 54 | | | 66 | 114 | 18 | 3 | | | | | 18400 | 347.90 |
| 20.0 | 26 | 19.5 | 40 | 42 | 92 | 20 | 3 | 20100 | 281.59 | | | | |
| 20.0 | 38 | 19.5 | 52 | 54 | 104 | 20 | 3 | | | 20200 | 320.95 | | |
| 20.0 | 60 | | | 76 | 126 | 20 | 3 | | | | | 20400 | 401.70 |
| P | | | | | | | | ● | | ● | | ● | |
| M | | | | | | | | ● | | ● | | ● | |
| K | | | | | | | | ● | | ● | | ● | |
| N | | | | | | | | ○ | | ○ | | ○ | |
| S | | | | | | | | ● | | ● | | ● | |
| H | | | | | | | | | | | | | |
| O | | | | | | | | | | | | | |



Customer Service Centre
Freephone: 0800 073 2 073 / Freefax: 0800 073 2 074

Ordering via the Online Shop
http://cuttingtools.ceratizit.com

## **SilverLine** – End milling cutter

N | $\lambda_s$=45° $\gamma_s$= 5° | ZEFP | HPC

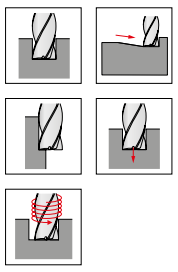

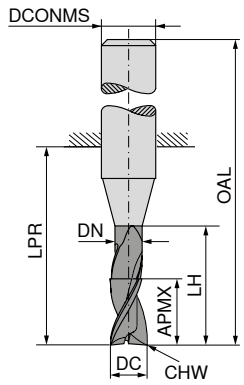


WNT \ Performance

| DC f8 mm | APMX mm | DN mm | LH mm | LPR mm | OAL mm | DCONMS h6 mm | CHW mm | ZEFP | DPB72S DRAGONSKIN ≈DIN 6527 HB 50 966 ... | £ | DPB72S DRAGONSKIN ≈DIN 6527 HB 50 966 ... | £ | DPB72S DRAGONSKIN ≈DIN 6527 HB 50 966 ... | £ |
|---|---|---|---|---|---|---|---|---|---|---|---|---|---|---|
| 3.0 | 8 | 2.9 | 15 | 21 | 57 | 6 | 0.1 | 3 | | | 03200 | 44.12 | | |
| 3.5 | 11 | 3.4 | 16 | 21 | 57 | 6 | 0.1 | 3 | | | 03700 | 44.12 | | |
| 4.0 | 8 | 3.9 | 15 | 18 | 54 | 6 | 0.1 | 3 | 04100 | 42.54 | | | | |
| 4.0 | 11 | 3.9 | 16 | 21 | 57 | 6 | 0.1 | 3 | | | 04200 | 42.54 | | |
| 4.0 | 16 | | | 26 | 62 | 6 | 0.1 | 3 | | | | | 04400 | 44.85 |
| 4.5 | 13 | 4.4 | 19 | 21 | 57 | 6 | 0.1 | 3 | | | 04700 | 44.12 | | |
| 5.0 | 9 | 4.9 | 16 | 18 | 54 | 6 | 0.1 | 3 | 05100 | 42.54 | | | | |
| 5.0 | 13 | 4.9 | 19 | 21 | 57 | 6 | 0.1 | 3 | | | 05200 | 42.54 | | |
| 5.0 | 17 | | | 26 | 62 | 6 | 0.1 | 3 | | | | | 05400 | 44.85 |
| 5.5 | 13 | 5.4 | 19 | 21 | 57 | 6 | 0.1 | 3 | | | 05700 | 46.30 | | |
| 6.0 | 10 | 5.9 | 17 | 18 | 54 | 6 | 0.2 | 3 | 06100 | 44.24 | | | | |
| 6.0 | 13 | 5.9 | 19 | 21 | 57 | 6 | 0.2 | 3 | | | 06200 | 44.77 | | |
| 6.0 | 18 | | | 26 | 62 | 6 | 0.2 | 3 | | | | | 06400 | 49.74 |
| 6.5 | 19 | 6.3 | 25 | 27 | 63 | 8 | 0.2 | 3 | | | 06700 | 53.82 | | |
| 7.0 | 19 | 6.8 | 25 | 27 | 63 | 8 | 0.2 | 3 | | | 07200 | 53.82 | | |
| 7.5 | 19 | 7.3 | 25 | 27 | 63 | 8 | 0.2 | 3 | | | 07700 | 53.82 | | |
| 8.0 | 12 | 7.8 | 20 | 22 | 58 | 8 | 0.2 | 3 | 08100 | 50.27 | | | | |
| 8.0 | 19 | 7.8 | 25 | 27 | 63 | 8 | 0.2 | 3 | | | 08200 | 52.27 | | |
| 8.0 | 24 | | | 32 | 68 | 8 | 0.2 | 3 | | | | | 08400 | 55.87 |
| 8.5 | 22 | 8.2 | 30 | 32 | 72 | 10 | 0.2 | 3 | | | 08700 | 89.70 | | |
| 9.0 | 22 | 8.7 | 30 | 32 | 72 | 10 | 0.2 | 3 | | | 09200 | 89.70 | | |
| 9.5 | 22 | 9.2 | 30 | 32 | 72 | 10 | 0.2 | 3 | | | 09700 | 89.70 | | |
| 10.0 | 14 | 9.7 | 24 | 26 | 66 | 10 | 0.2 | 3 | 10100 | 79.46 | | | | |
| 10.0 | 22 | 9.7 | 30 | 32 | 72 | 10 | 0.2 | 3 | | | 10200 | 88.05 | | |
| 10.0 | 30 | | | 40 | 80 | 10 | 0.2 | 3 | | | | | 10400 | 99.47 |
| 12.0 | 16 | 11.7 | 26 | 28 | 73 | 12 | 0.2 | 3 | 12100 | 111.41 | | | | |
| 12.0 | 26 | 11.7 | 36 | 38 | 83 | 12 | 0.2 | 3 | | | 12200 | 119.25 | | |
| 12.0 | 36 | | | 48 | 93 | 12 | 0.2 | 3 | | | | | 12400 | 135.01 |
| 14.0 | 18 | 13.7 | 28 | 30 | 75 | 14 | 0.2 | 3 | 14100 | 137.59 | | | | |
| 14.0 | 26 | 13.7 | 36 | 38 | 83 | 14 | 0.2 | 3 | | | 14200 | 157.28 | | |
| 14.0 | 42 | | | 54 | 99 | 14 | 0.2 | 3 | | | | | 14400 | 174.86 |
| 16.0 | 22 | 15.5 | 32 | 34 | 82 | 16 | 0.2 | 3 | 16100 | 166.54 | | | | |
| 16.0 | 32 | 15.5 | 42 | 44 | 92 | 16 | 0.2 | 3 | | | 16200 | 266.87 | | |
| 16.0 | 48 | | | 60 | 108 | 16 | 0.2 | 3 | | | | | 16400 | 269.84 |
| 18.0 | 24 | 17.5 | 34 | 36 | 84 | 18 | 0.2 | 3 | 18100 | 229.80 | | | | |
| 18.0 | 32 | 17.5 | 42 | 44 | 92 | 18 | 0.2 | 3 | | | 18200 | 275.09 | | |
| 18.0 | 54 | | | 66 | 114 | 18 | 0.2 | 3 | | | | | 18400 | 347.90 |
| 20.0 | 26 | 19.5 | 40 | 42 | 92 | 20 | 0.2 | 3 | 20100 | 281.59 | | | | |
| 20.0 | 38 | 19.5 | 52 | 54 | 104 | 20 | 0.2 | 3 | | | 20200 | 320.95 | | |
| 20.0 | 60 | | | 76 | 126 | 20 | 0.2 | 3 | | | | | 20400 | 401.70 |
| P | | | | | | | | | ● | | ● | | ● | |
| M | | | | | | | | | ● | | ● | | ● | |
| K | | | | | | | | | ● | | ● | | ● | |
| N | | | | | | | | | ○ | | ○ | | ○ | |
| S | | | | | | | | | ● | | ● | | ● | |
| H | | | | | | | | | | | | | | |
| O | | | | | | | | | | | | | | |

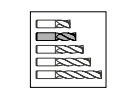

| DC f8 mm | RE mm | APMX mm | DN mm | LH mm | LPR mm | OAL mm | DCONMS h6 mm | ZEFP | ≈DIN 6527 HB 50 967 ... | £ | ≈DIN 6527 HB 50 967 ... | £ | ≈DIN 6527 HB 50 967 ... | £ |
|---|---|---|---|---|---|---|---|---|---|---|---|---|---|---|
| 4 | 0.5 | 8 | 3.9 | 15 | 18 | 54 | 6 | 3 | 04105 | 51.88 | | | | |
| 4 | 0.5 | 11 | 3.9 | 16 | 21 | 57 | 6 | 3 | | | 04205 | 53.45 | | |
| 4 | 0.5 | 16 | | | 26 | 62 | 6 | 3 | | | | | 04405 | 56.75 |
| 5 | 0.5 | 9 | 4.9 | 16 | 18 | 54 | 6 | 3 | 05105 | 51.88 | | | | |
| 5 | 0.5 | 13 | 4.9 | 19 | 21 | 57 | 6 | 3 | | | 05205 | 53.45 | | |
| 5 | 0.5 | 17 | | | 26 | 62 | 6 | 3 | | | | | 05405 | 56.75 |
| 6 | 0.5 | 10 | 5.9 | 17 | 18 | 54 | 6 | 3 | 06105 | 53.28 | | | | |
| 6 | 0.5 | 13 | 5.9 | 19 | 21 | 57 | 6 | 3 | | | 06205 | 62.22 | | |
| 6 | 0.5 | 18 | | | 26 | 62 | 6 | 3 | | | | | 06405 | 62.94 |
| 8 | 1.0 | 12 | 7.8 | 20 | 22 | 58 | 8 | 3 | 08110 | 62.66 | | | | |
| 8 | 1.0 | 19 | 7.8 | 25 | 27 | 63 | 8 | 3 | | | 08210 | 71.49 | | |
| 8 | 1.0 | 24 | | | 32 | 68 | 8 | 3 | | | | | 08410 | 70.74 |
| 10 | 1.0 | 14 | 9.7 | 24 | 26 | 66 | 10 | 3 | 10110 | 112.94 | | | | |
| 10 | 1.0 | 22 | 9.7 | 30 | 32 | 72 | 10 | 3 | | | 10210 | 122.40 | | |
| 10 | 1.0 | 30 | | | 40 | 80 | 10 | 3 | | | | | 10410 | 125.84 |
| 12 | 1.5 | 16 | 11.7 | 26 | 28 | 73 | 12 | 3 | 12115 | 156.03 | | | | |
| 12 | 1.5 | 26 | 11.7 | 36 | 38 | 83 | 12 | 3 | | | 12215 | 166.36 | | |
| 12 | 1.5 | 36 | | | 48 | 93 | 12 | 3 | | | | | 12415 | 170.84 |
| 16 | 2.0 | 22 | 15.5 | 32 | 34 | 82 | 16 | 3 | 16120 | 316.27 | | | | |
| 16 | 2.0 | 32 | 15.5 | 42 | 44 | 92 | 16 | 3 | | | 16220 | 321.52 | | |
| 16 | 2.0 | 48 | | | 60 | 108 | 16 | 3 | | | | | 16420 | 341.40 |
| 20 | 2.0 | 26 | 19.5 | 40 | 42 | 92 | 20 | 3 | 20120 | 457.69 | | | | |
| 20 | 2.0 | 38 | 19.5 | 52 | 54 | 104 | 20 | 3 | | | 20220 | 468.67 | | |
| 20 | 2.0 | 60 | | | 76 | 126 | 20 | 3 | | | | | 20420 | 508.23 |
| P | | | | | | | | | ● | | ● | | ● | |
| M | | | | | | | | | ● | | ● | | ● | |
| K | | | | | | | | | ● | | ● | | ● | |
| N | | | | | | | | | ○ | | ○ | | ○ | |
| S | | | | | | | | | ● | | ● | | ● | |
| H | | | | | | | | | | | | | | |
| O | | | | | | | | | | | | | | |

## SilverLine – End milling cutter

N | $\lambda_s$=35° 38° | $\gamma_s$= 9° | ZEFP | HPC

WNT \ Performance

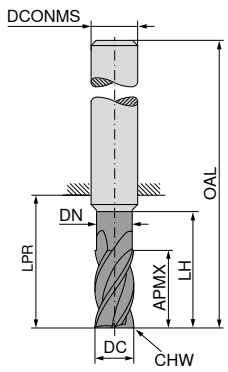

| DC f8 mm | APMX mm | DN mm | LH mm | LPR mm | OAL mm | DCONMS h6 mm | α° | ZEFP |
|---|---|---|---|---|---|---|---|---|
| 3 | 6.5 | 2.8 | 9 | 19 | 55 | 6 | 15 | 4 |
| 3 | 6.5 | 2.8 | 15 | 22 | 58 | 6 | 15 | 4 |
| 4 | 8.5 | 3.8 | 12 | 19 | 55 | 6 | 15 | 4 |
| 4 | 8.5 | 3.8 | 20 | 26 | 62 | 6 | 15 | 4 |
| 5 | 10.5 | 4.8 | 15 | 22 | 58 | 6 | 15 | 4 |
| 5 | 10.5 | 4.8 | 25 | 34 | 70 | 6 | 15 | 4 |
| 6 | 13.0 | 5.8 | 18 | 22 | 58 | 6 | 15 | 4 |
| 6 | 13.0 | 5.8 | 30 | 34 | 70 | 6 | 15 | 4 |
| 8 | 17.0 | 7.7 | 24 | 28 | 64 | 8 | 45 | 4 |
| 8 | 17.0 | 7.7 | 40 | 44 | 80 | 8 | 45 | 4 |
| 10 | 21.0 | 9.7 | 30 | 34 | 74 | 10 | 45 | 4 |
| 10 | 21.0 | 9.7 | 50 | 54 | 94 | 10 | 45 | 4 |
| 12 | 25.0 | 11.6 | 36 | 40 | 85 | 12 | 45 | 4 |
| 12 | 25.0 | 11.6 | 60 | 64 | 109 | 12 | 45 | 4 |
| 14 | 29.0 | 13.6 | 42 | 46 | 91 | 14 | 45 | 4 |
| 14 | 29.0 | 13.6 | 70 | 74 | 119 | 14 | 45 | 4 |
| 16 | 33.0 | 15.5 | 48 | 52 | 100 | 16 | 45 | 4 |
| 16 | 33.0 | 15.5 | 80 | 84 | 132 | 16 | 45 | 4 |
| 18 | 38.0 | 17.5 | 54 | 58 | 106 | 18 | 45 | 4 |
| 18 | 38.0 | 17.5 | 90 | 94 | 142 | 18 | 45 | 4 |
| 20 | 42.0 | 19.5 | 60 | 64 | 114 | 20 | 45 | 4 |
| 20 | 42.0 | 19.5 | 100 | 104 | 154 | 20 | 45 | 4 |

DPB72S — DRAGONSKIN — DIN 6527 — HA

| 50 974 ... | £ |
|---|---|
| 03200 | 33.92 |
| 04200 | 33.92 |
| 05200 | 33.92 |
| 06200 | 33.92 |
| 08200 | 46.24 |
| 10200 | 67.68 |
| 12200 | 85.28 |
| 14200 | 119.53 |
| 16200 | 191.39 |
| 18200 | 242.03 |
| 20200 | 261.81 |

DPB72S — DRAGONSKIN — DIN 6527 — HB

| 50 975 ... | £ |
|---|---|
| 03200 | 33.92 |
| 04200 | 33.92 |
| 05200 | 33.92 |
| 06200 | 33.92 |
| 08200 | 46.24 |
| 10200 | 67.68 |
| 12200 | 85.28 |
| 14200 | 119.53 |
| 16200 | 191.39 |
| 18200 | 242.03 |
| 20200 | 261.81 |

DPB72S — DRAGONSKIN — DIN 6527 — HA

| 50 974 ... | £ |
|---|---|
| 03400 | 35.55 |
| 04400 | 35.55 |
| 05400 | 35.55 |
| 06400 | 35.55 |
| 08400 | 50.88 |
| 10400 | 74.82 |
| 12400 | 93.54 |
| 14400 | 131.47 |
| 16400 | 210.60 |
| 18400 | 266.30 |
| 20400 | 289.90 |

DPB72S — DRAGONSKIN — DIN 6527 — HB

| 50 975 ... | £ |
|---|---|
| 03400 | 35.55 |
| 04400 | 35.55 |
| 05400 | 35.55 |
| 06400 | 35.55 |
| 08400 | 50.88 |
| 10400 | 74.82 |
| 12400 | 93.54 |
| 14400 | 131.47 |
| 16400 | 210.60 |
| 18400 | 266.30 |
| 20400 | 289.90 |

| | | | | |
|---|---|---|---|---|
| P | ● | ● | ● | ● |
| M | ● | ● | ● | ● |
| K | ● | ● | ● | ● |
| N | ○ | ○ | ○ | ○ |
| S | ● | ● | ● | ● |
| H | | | | |
| O | | | | |

| DC f8 mm | APMX mm | LPR mm | OAL mm | DCONMS h6 mm | CHW mm | ZEFP |
|---|---|---|---|---|---|---|
| 3.0 | 5 | 14 | 50 | 6 | 0.1 | 4 |
| 3.0 | 8 | 21 | 57 | 6 | 0.1 | 4 |
| 3.5 | 8 | 18 | 54 | 6 | 0.1 | 4 |
| 3.5 | 11 | 21 | 57 | 6 | 0.1 | 4 |
| 4.0 | 8 | 18 | 54 | 6 | 0.1 | 4 |
| 4.0 | 11 | 21 | 57 | 6 | 0.1 | 4 |
| 4.5 | 9 | 18 | 54 | 6 | 0.1 | 4 |
| 4.5 | 13 | 21 | 57 | 6 | 0.1 | 4 |
| 5.0 | 9 | 18 | 54 | 6 | 0.1 | 4 |
| 5.0 | 13 | 21 | 57 | 6 | 0.1 | 4 |
| 5.5 | 10 | 18 | 54 | 6 | 0.1 | 4 |
| 5.5 | 13 | 21 | 57 | 6 | 0.1 | 4 |
| 6.0 | 10 | 18 | 54 | 6 | 0.1 | 4 |
| 6.0 | 13 | 21 | 57 | 6 | 0.1 | 4 |
| 7.0 | 12 | 22 | 58 | 8 | 0.2 | 4 |
| 7.0 | 21 | 27 | 63 | 8 | 0.2 | 4 |
| 8.0 | 12 | 22 | 58 | 8 | 0.2 | 4 |
| 8.0 | 21 | 27 | 63 | 8 | 0.2 | 4 |
| 9.0 | 14 | 26 | 66 | 10 | 0.2 | 4 |
| 9.0 | 22 | 32 | 72 | 10 | 0.2 | 4 |
| 10.0 | 14 | 26 | 66 | 10 | 0.2 | 4 |
| 10.0 | 22 | 32 | 72 | 10 | 0.2 | 4 |
| 11.0 | 16 | 28 | 73 | 12 | 0.3 | 4 |
| 11.0 | 26 | 38 | 83 | 12 | 0.3 | 4 |
| 12.0 | 16 | 28 | 73 | 12 | 0.3 | 4 |
| 12.0 | 26 | 38 | 83 | 12 | 0.3 | 4 |
| 14.0 | 16 | 28 | 73 | 14 | 0.3 | 4 |
| 14.0 | 26 | 38 | 83 | 14 | 0.3 | 4 |
| 15.0 | 22 | 34 | 82 | 16 | 0.3 | 4 |
| 15.0 | 36 | 44 | 92 | 16 | 0.3 | 4 |
| 16.0 | 22 | 34 | 82 | 16 | 0.3 | 4 |
| 16.0 | 36 | 44 | 92 | 16 | 0.3 | 4 |
| 17.0 | 22 | 34 | 82 | 18 | 0.3 | 4 |
| 17.0 | 36 | 44 | 92 | 18 | 0.3 | 4 |
| 18.0 | 22 | 34 | 82 | 18 | 0.3 | 4 |
| 18.0 | 36 | 44 | 92 | 18 | 0.3 | 4 |
| 19.0 | 26 | 42 | 92 | 20 | 0.3 | 4 |
| 19.0 | 41 | 54 | 104 | 20 | 0.3 | 4 |
| 20.0 | 26 | 42 | 92 | 20 | 0.3 | 4 |
| 20.0 | 41 | 54 | 104 | 20 | 0.3 | 4 |

≈DIN 6527 — HA

| 50 972 ... | £ |
|---|---|
| 03100 | 36.51 |
| 03600 | 36.51 |
| 04100 | 36.51 |
| 04600 | 37.27 |
| 05100 | 37.27 |
| 05600 | 36.05 |
| 06100 | 36.05 |
| 07100 | 47.94 |
| 08100 | 47.94 |
| 09100 | 62.57 |
| 10100 | 62.57 |
| 11100 | 98.90 |
| 12100 | 98.90 |
| 14100 | 127.09 |
| 15100 | 156.99 |
| 16100 | 156.99 |
| 17100 | 213.46 |
| 18100 | 213.46 |
| 19100 | 242.22 |
| 20100 | 242.22 |

≈DIN 6527 — HB

| 50 973 ... | £ |
|---|---|
| 03100 | 36.51 |
| 03600 | 36.51 |
| 04100 | 36.51 |
| 04600 | 37.27 |
| 05100 | 37.27 |
| 05600 | 36.05 |
| 06100 | 36.05 |
| 07100 | 47.94 |
| 08100 | 47.94 |
| 09100 | 62.57 |
| 10100 | 62.57 |
| 11100 | 98.90 |
| 12100 | 98.90 |
| 14100 | 127.09 |
| 15100 | 156.99 |
| 16100 | 156.99 |
| 17100 | 213.46 |
| 18100 | 213.46 |
| 19100 | 242.22 |
| 20100 | 242.22 |

≈DIN 6527 — HA

| 50 972 ... | £ |
|---|---|
| 03200 | 36.51 |
| 03700 | 36.51 |
| 04200 | 36.51 |
| 04700 | 37.27 |
| 05200 | 37.27 |
| 05700 | 36.05 |
| 06200 | 36.05 |
| 07200 | 47.94 |
| 08200 | 47.94 |
| 09200 | 62.57 |
| 10200 | 62.57 |
| 11200 | 98.90 |
| 12200 | 98.90 |
| 14200 | 127.09 |
| 15200 | 156.99 |
| 16200 | 156.99 |
| 17200 | 213.46 |
| 18200 | 213.46 |
| 19200 | 242.22 |
| 20200 | 242.22 |

≈DIN 6527 — HB

| 50 973 ... | £ |
|---|---|
| 03200 | 36.51 |
| 03700 | 36.51 |
| 04200 | 36.51 |
| 04700 | 37.27 |
| 05200 | 37.27 |
| 05700 | 36.05 |
| 06200 | 36.05 |
| 07200 | 47.94 |
| 08200 | 47.94 |
| 09200 | 62.57 |
| 10200 | 62.57 |
| 11200 | 98.90 |
| 12200 | 98.90 |
| 14200 | 127.09 |
| 15200 | 156.99 |
| 16200 | 156.99 |
| 17200 | 213.46 |
| 18200 | 213.46 |
| 19200 | 242.22 |
| 20200 | 242.22 |

| | | | | |
|---|---|---|---|---|
| P | ● | ● | ● | ● |
| M | ● | ● | ● | ● |
| K | ● | ● | ● | ● |
| N | ○ | ○ | ○ | ○ |
| S | ● | ● | ● | ● |
| H | | | | |
| O | | | | |



Customer Service Centre
Freephone: 0800 073 2 073 / Freefax: 0800 073 2 074

Ordering via the Online Shop
http://cuttingtools.ceratizit.com

## SilverLine – End milling cutter

▲ Especially for high-volume milling

N | $\lambda_s$=17° 45° $\gamma_s$=15° | ZEFP | HPC

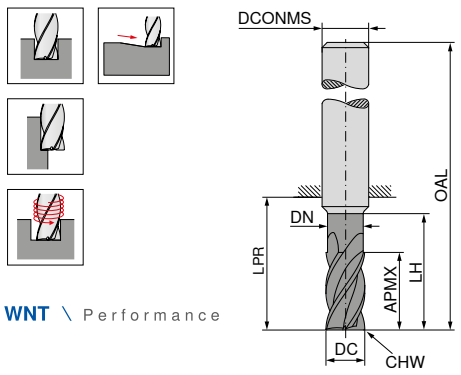


WNT \ Performance

DPB72S DRAGONSKIN

DIN 6527 HA

| DC f8 mm | APMX mm | DN mm | LH mm | LPR mm | OAL mm | DCONMS h6 mm | CHW mm | ZEFP | 50 976 ... | £ |
|---|---|---|---|---|---|---|---|---|---|---|
| 3 | 8 | 2.8 | 13 | 21 | 57 | 6 | 0.1 | 4 | 03200 | 50.99 |
| 4 | 11 | 3.8 | 17 | 21 | 57 | 6 | 0.1 | 4 | 04200 | 50.99 |
| 5 | 13 | 4.8 | 19 | 21 | 57 | 6 | 0.1 | 4 | 05200 | 50.99 |
| 6 | 13 | 5.8 | 19 | 21 | 57 | 6 | 0.1 | 4 | 06200 | 53.56 |
| 8 | 21 | 7.7 | 25 | 27 | 63 | 8 | 0.2 | 4 | 08200 | 61.41 |
| 10 | 22 | 9.7 | 30 | 32 | 72 | 10 | 0.2 | 4 | 10200 | 105.49 |
| 12 | 26 | 11.6 | 36 | 38 | 83 | 12 | 0.3 | 4 | 12200 | 142.94 |
| 14 | 26 | 13.6 | 36 | 38 | 83 | 14 | 0.3 | 4 | 14200 | 210.50 |
| 16 | 36 | 15.5 | 42 | 44 | 92 | 16 | 0.3 | 4 | 16200 | 266.97 |
| 18 | 36 | 17.5 | 42 | 44 | 92 | 18 | 0.3 | 4 | 18200 | 368.54 |
| 20 | 41 | 19.5 | 52 | 54 | 104 | 20 | 0.3 | 4 | 20200 | 383.64 |

| | |
|---|---|
| P | ● |
| M | ● |
| K | ● |
| N | ○ |
| S | |
| H | |
| O | |

DPB72S DRAGONSKIN

DIN 6527 HB

| 50 977 ... | £ |
|---|---|
| 03200 | 50.99 |
| 04200 | 50.99 |
| 05200 | 50.99 |
| 06200 | 53.56 |
| 08200 | 61.41 |
| 10200 | 105.49 |
| 12200 | 142.94 |
| 14200 | 210.50 |
| 16200 | 266.97 |
| 18200 | 368.54 |
| 20200 | 383.64 |

| | |
|---|---|
| P | ● |
| M | ● |
| K | ● |
| N | ○ |
| S | |
| H | |
| O | |

## SilverLine – End milling cutter

N | $\lambda_s$=35° 38° $\gamma_s$= 9° | ZEFP | HPC

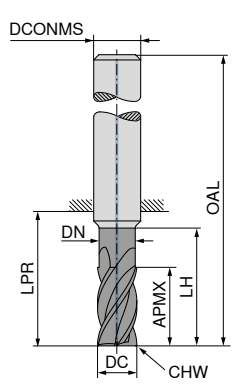


WNT \ Performance

DPB72S DRAGONSKIN

DIN 6527 HB

| DC f8 mm | APMX mm | DN mm | LH mm | LPR mm | OAL mm | DCONMS h6 mm | CHW mm | ZEFP | 50 978 ... | £ |
|---|---|---|---|---|---|---|---|---|---|---|
| 6 | 13 | 5.8 | 19 | 21 | 57 | 6 | 0.1 | 4 | 06200 | 101.38 |
| 8 | 21 | 7.7 | 25 | 27 | 63 | 8 | 0.2 | 4 | 08200 | 118.20 |
| 10 | 22 | 9.7 | 30 | 32 | 72 | 10 | 0.2 | 4 | 10200 | 133.58 |
| 12 | 26 | 11.6 | 36 | 38 | 83 | 12 | 0.3 | 4 | 12200 | 186.80 |
| 14 | 26 | 13.6 | 36 | 38 | 83 | 14 | 0.3 | 4 | 14200 | 286.55 |
| 16 | 36 | 15.5 | 42 | 44 | 92 | 16 | 0.3 | 4 | 16200 | 286.55 |
| 18 | 36 | 17.5 | 42 | 44 | 92 | 18 | 0.3 | 4 | 18200 | 381.44 |
| 20 | 41 | 19.5 | 52 | 54 | 104 | 20 | 0.3 | 4 | 20200 | 381.44 |

| | |
|---|---|
| P | ● |
| M | ● |
| K | ● |
| N | ○ |
| S | ● |
| H | |
| O | |

## SilverLine – Roughing-Finishing Cutter

▲ With rough-finishing profile

NF | $\lambda_s$=35° 38° $\gamma_s$= 9° | ZEFP | HPC

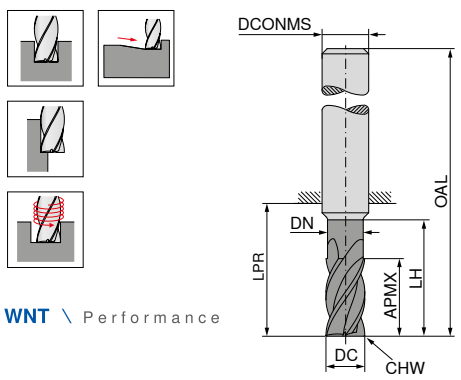


WNT \ Performance

DPB72S DRAGONSKIN

DIN 6527 HB

| DC f8 mm | APMX mm | DN mm | LH mm | LPR mm | OAL mm | DCONMS h6 mm | CHW mm | ZEFP | 50 969 ... | £ |
|---|---|---|---|---|---|---|---|---|---|---|
| 3.0 | 8 | 2.8 | 13 | 21 | 57 | 6 | 0.1 | 4 | 03200 | 105.11 |
| 3.5 | 11 | 3.3 | 17 | 21 | 57 | 6 | 0.1 | 4 | 03700 | 105.11 |
| 4.0 | 11 | 3.8 | 17 | 21 | 57 | 6 | 0.1 | 4 | 04200 | 105.11 |
| 4.5 | 13 | 4.3 | 19 | 21 | 57 | 6 | 0.1 | 4 | 04700 | 105.11 |
| 5.0 | 13 | 4.8 | 19 | 21 | 57 | 6 | 0.1 | 4 | 05200 | 105.11 |
| 5.5 | 13 | 5.3 | 19 | 21 | 57 | 6 | 0.1 | 4 | 05700 | 105.11 |
| 6.0 | 13 | 5.8 | 19 | 21 | 57 | 6 | 0.1 | 4 | 06200 | 105.11 |
| 7.0 | 21 | 6.7 | 25 | 27 | 63 | 8 | 0.2 | 4 | 07200 | 113.23 |
| 8.0 | 21 | 7.7 | 25 | 27 | 63 | 8 | 0.2 | 4 | 08200 | 113.23 |
| 9.0 | 22 | 8.7 | 30 | 32 | 72 | 10 | 0.2 | 4 | 09200 | 118.96 |
| 10.0 | 22 | 9.7 | 30 | 32 | 72 | 10 | 0.2 | 4 | 10200 | 118.96 |
| 11.0 | 26 | 10.6 | 36 | 38 | 83 | 12 | 0.3 | 4 | 11200 | 166.07 |
| 12.0 | 26 | 11.6 | 36 | 38 | 83 | 12 | 0.3 | 4 | 12200 | 166.07 |
| 14.0 | 26 | 13.6 | 36 | 38 | 83 | 14 | 0.3 | 4 | 14200 | 237.73 |
| 15.0 | 36 | 14.5 | 42 | 44 | 92 | 16 | 0.3 | 4 | 15200 | 237.73 |
| 16.0 | 36 | 15.5 | 42 | 44 | 92 | 16 | 0.3 | 4 | 16200 | 237.73 |
| 17.0 | 36 | 16.5 | 42 | 44 | 92 | 18 | 0.3 | 4 | 17200 | 278.24 |
| 18.0 | 36 | 17.5 | 42 | 44 | 92 | 18 | 0.3 | 4 | 18200 | 278.24 |
| 19.0 | 41 | 18.5 | 52 | 54 | 104 | 20 | 0.3 | 4 | 19200 | 374.46 |
| 20.0 | 41 | 19.5 | 52 | 54 | 104 | 20 | 0.3 | 4 | 20200 | 374.46 |

| | |
|---|---|
| P | ● |
| M | ● |
| K | ● |
| N | ○ |
| S | ● |
| H | |
| O | |

## SilverLine – Rough milling cutter

▲ With roughing profile

NR | $\lambda_s$=35° 38° $\gamma_s$= 9° | ZEFP | HPC

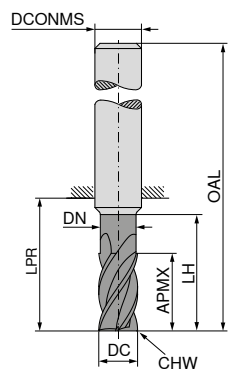


WNT \ Performance

DPB72S DRAGONSKIN

DIN 6527 HB

| DC f8 mm | APMX mm | DN mm | LH mm | LPR mm | OAL mm | DCONMS h6 mm | CHW mm | ZEFP | 50 979 ... | £ |
|---|---|---|---|---|---|---|---|---|---|---|
| 3.0 | 8 | 2.8 | 13 | 21 | 57 | 6 | 0.1 | 4 | 03200 | 105.11 |
| 3.5 | 11 | 3.3 | 17 | 21 | 57 | 6 | 0.1 | 4 | 03700 | 105.11 |
| 4.0 | 11 | 3.8 | 17 | 21 | 57 | 6 | 0.1 | 4 | 04200 | 105.11 |
| 4.5 | 13 | 4.3 | 19 | 21 | 57 | 6 | 0.1 | 4 | 04700 | 105.11 |
| 5.0 | 13 | 4.8 | 19 | 21 | 57 | 6 | 0.1 | 4 | 05200 | 105.11 |
| 5.5 | 13 | 5.3 | 19 | 21 | 57 | 6 | 0.1 | 4 | 05700 | 105.11 |
| 6.0 | 13 | 5.8 | 19 | 21 | 57 | 6 | 0.1 | 4 | 06200 | 105.11 |
| 7.0 | 21 | 6.7 | 25 | 27 | 63 | 8 | 0.2 | 4 | 07200 | 113.23 |
| 8.0 | 21 | 7.7 | 25 | 27 | 63 | 8 | 0.2 | 4 | 08200 | 113.23 |
| 9.0 | 22 | 8.7 | 30 | 32 | 72 | 10 | 0.2 | 4 | 09200 | 118.96 |
| 10.0 | 22 | 9.7 | 30 | 32 | 72 | 10 | 0.2 | 4 | 10200 | 118.96 |
| 11.0 | 26 | 10.6 | 36 | 38 | 83 | 12 | 0.3 | 4 | 11200 | 166.07 |
| 12.0 | 26 | 11.6 | 36 | 38 | 83 | 12 | 0.3 | 4 | 12200 | 166.07 |
| 14.0 | 26 | 13.6 | 36 | 38 | 83 | 14 | 0.3 | 4 | 14200 | 237.73 |
| 15.0 | 36 | 14.5 | 42 | 44 | 92 | 16 | 0.3 | 4 | 15200 | 237.73 |
| 16.0 | 36 | 15.5 | 42 | 44 | 92 | 16 | 0.3 | 4 | 16200 | 237.73 |
| 17.0 | 36 | 16.5 | 42 | 44 | 92 | 18 | 0.3 | 4 | 17200 | 278.24 |
| 18.0 | 36 | 17.5 | 42 | 44 | 92 | 18 | 0.3 | 4 | 18200 | 278.24 |
| 19.0 | 41 | 18.5 | 52 | 54 | 104 | 20 | 0.3 | 4 | 19200 | 374.46 |
| 20.0 | 41 | 19.5 | 52 | 54 | 104 | 20 | 0.3 | 4 | 20200 | 374.46 |

| | |
|---|---|
| P | ● |
| M | ● |
| K | ● |
| N | ○ |
| S | ● |
| H | |
| O | |

## **SilverLine** – End milling cutter with corner radius

N | $\lambda_s$=35° 38° | $\gamma_s$= 9° | ZEFP | HPC

WNT \ Performance

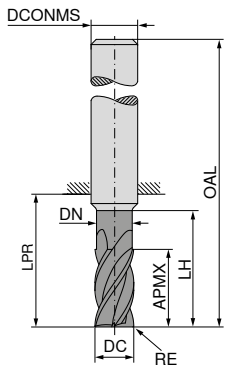





| DC f8 mm | RE ±0,01 mm | APMX mm | DN mm | LH mm | LPR mm | OAL mm | DCONMS h6 mm | ZEFP | Factory standard HA 50 970 ... | £ | Factory standard HB 50 971 ... | £ | Factory standard HA 50 970 ... | £ | Factory standard HB 50 971 ... | £ |
|---|---|---|---|---|---|---|---|---|---|---|---|---|---|---|---|---|
| 3 | 0.10 | 8.0 | 2.8 | 13 | 21 | 57 | 6 | 4 | 03201 | 49.20 | 03201 | 49.20 | | | | |
| 3 | 0.40 | 8.0 | 2.8 | 13 | 21 | 57 | 6 | 4 | 03204 | 49.20 | 03204 | 49.20 | | | | |
| 3 | 0.50 | 8.0 | 2.8 | 13 | 21 | 57 | 6 | 4 | 03205 | 49.20 | 03205 | 49.20 | | | | |
| 3 | 1.00 | 8.0 | 2.8 | 13 | 21 | 57 | 6 | 4 | 03210 | 49.20 | 03210 | 49.20 | | | | |
| 3 | 0.50 | 6.5 | 2.8 | 15 | 22 | 58 | 6 | 4 | | | | | 03405 | 57.83 | 03405 | 57.83 |
| 3 | 0.30 | 6.5 | 2.8 | 15 | 22 | 58 | 6 | 4 | | | | | 03403 | 57.83 | 03403 | 57.83 |
| 3 | 0.80 | 6.5 | 2.8 | 15 | 22 | 58 | 6 | 4 | | | | | 03408 | 57.83 | 03408 | 57.83 |
| 4 | 0.40 | 11.0 | 3.8 | 17 | 21 | 57 | 6 | 4 | 04204 | 49.20 | 04204 | 49.20 | | | | |
| 4 | 0.10 | 11.0 | 3.8 | 17 | 21 | 57 | 6 | 4 | 04201 | 49.20 | 04201 | 49.20 | | | | |
| 4 | 0.50 | 11.0 | 3.8 | 17 | 21 | 57 | 6 | 4 | 04205 | 49.20 | 04205 | 49.20 | | | | |
| 4 | 1.00 | 11.0 | 3.8 | 17 | 21 | 57 | 6 | 4 | 04210 | 49.20 | 04210 | 49.20 | | | | |
| 4 | 0.50 | 8.5 | 3.8 | 20 | 26 | 62 | 6 | 4 | | | | | 04405 | 57.83 | 04405 | 57.83 |
| 4 | 0.40 | 8.5 | 3.8 | 20 | 26 | 62 | 6 | 4 | | | | | 04404 | 57.83 | 04404 | 57.83 |
| 4 | 0.80 | 8.5 | 3.8 | 20 | 26 | 62 | 6 | 4 | | | | | 04408 | 57.83 | 04408 | 57.83 |
| 5 | 1.00 | 13.0 | 4.8 | 19 | 21 | 57 | 6 | 4 | 05210 | 50.00 | 05210 | 50.00 | | | | |
| 5 | 0.10 | 13.0 | 4.8 | 19 | 21 | 57 | 6 | 4 | 05201 | 50.00 | 05201 | 50.00 | | | | |
| 5 | 0.50 | 13.0 | 4.8 | 19 | 21 | 57 | 6 | 4 | 05205 | 50.00 | 05205 | 50.00 | | | | |
| 5 | 0.80 | 10.5 | 4.8 | 25 | 34 | 70 | 6 | 4 | | | | | 05408 | 58.74 | 05408 | 58.74 |
| 5 | 0.50 | 10.5 | 4.8 | 25 | 34 | 70 | 6 | 4 | | | | | 05405 | 58.74 | 05405 | 58.74 |
| 6 | 1.00 | 13.0 | 5.8 | 19 | 21 | 57 | 6 | 4 | 06210 | 48.79 | 06210 | 48.79 | | | | |
| 6 | 0.10 | 13.0 | 5.8 | 19 | 21 | 57 | 6 | 4 | 06201 | 48.79 | 06201 | 48.79 | | | | |
| 6 | 0.50 | 13.0 | 5.8 | 19 | 21 | 57 | 6 | 4 | 06205 | 48.79 | 06205 | 48.79 | | | | |
| 6 | 1.50 | 13.0 | 5.8 | 19 | 21 | 57 | 6 | 4 | 06215 | 48.79 | 06215 | 48.79 | | | | |
| 6 | 0.80 | 13.0 | 5.8 | 30 | 34 | 70 | 6 | 4 | | | | | 06408 | 58.74 | 06408 | 58.74 |
| 6 | 0.60 | 13.0 | 5.8 | 30 | 34 | 70 | 6 | 4 | | | | | 06406 | 58.74 | 06406 | 58.74 |
| 6 | 1.00 | 13.0 | 5.8 | 30 | 34 | 70 | 6 | 4 | | | | | 06410 | 58.74 | 06410 | 58.74 |
| 8 | 0.50 | 21.0 | 7.7 | 25 | 27 | 63 | 8 | 4 | 08205 | 61.17 | 08205 | 61.17 | | | | |
| 8 | 0.15 | 21.0 | 7.7 | 25 | 27 | 63 | 8 | 4 | 08202 | 61.17 | 08202 | 61.17 | | | | |
| 8 | 1.00 | 21.0 | 7.7 | 25 | 27 | 63 | 8 | 4 | 08210 | 61.17 | 08210 | 61.17 | | | | |
| 8 | 1.50 | 21.0 | 7.7 | 25 | 27 | 63 | 8 | 4 | 08215 | 61.17 | 08215 | 61.17 | | | | |
| 8 | 2.00 | 21.0 | 7.7 | 25 | 27 | 63 | 8 | 4 | 08220 | 61.17 | 08220 | 61.17 | | | | |
| 8 | 1.50 | 17.0 | 7.7 | 40 | 44 | 80 | 8 | 4 | | | | | 08415 | 71.12 | 08415 | 71.12 |
| 8 | 0.80 | 17.0 | 7.7 | 40 | 44 | 80 | 8 | 4 | | | | | 08408 | 71.12 | 08408 | 71.12 |
| 8 | 1.00 | 17.0 | 7.7 | 40 | 44 | 80 | 8 | 4 | | | | | 08410 | 71.12 | 08410 | 71.12 |
| 8 | 2.00 | 17.0 | 7.7 | 40 | 44 | 80 | 8 | 4 | | | | | 08420 | 71.12 | 08420 | 71.12 |
| 10 | 0.15 | 22.0 | 9.7 | 30 | 32 | 72 | 10 | 4 | 10202 | 76.44 | 10202 | 76.44 | | | | |
| 10 | 0.50 | 22.0 | 9.7 | 30 | 32 | 72 | 10 | 4 | 10205 | 76.44 | 10205 | 76.44 | | | | |
| 10 | 1.00 | 22.0 | 9.7 | 30 | 32 | 72 | 10 | 4 | 10210 | 76.44 | 10210 | 76.44 | | | | |
| 10 | 1.50 | 22.0 | 9.7 | 30 | 32 | 72 | 10 | 4 | 10215 | 76.44 | 10215 | 76.44 | | | | |
| 10 | 2.00 | 22.0 | 9.7 | 30 | 32 | 72 | 10 | 4 | 10220 | 76.44 | 10220 | 76.44 | | | | |
| 10 | 1.50 | 21.0 | 9.7 | 50 | 54 | 94 | 10 | 4 | | | | | 10415 | 87.97 | 10415 | 87.97 |
| 10 | 0.50 | 21.0 | 9.7 | 50 | 54 | 94 | 10 | 4 | | | | | 10405 | 87.97 | 10405 | 87.97 |
| 10 | 1.00 | 21.0 | 9.7 | 50 | 54 | 94 | 10 | 4 | | | | | 10410 | 87.97 | 10410 | 87.97 |
| 10 | 2.00 | 21.0 | 9.7 | 50 | 54 | 94 | 10 | 4 | | | | | 10420 | 87.97 | 10420 | 87.97 |
| 12 | 0.20 | 26.0 | 11.6 | 36 | 38 | 83 | 12 | 4 | 12202 | 118.01 | 12202 | 118.01 | | | | |
| 12 | 0.50 | 26.0 | 11.6 | 36 | 38 | 83 | 12 | 4 | 12205 | 118.01 | 12205 | 118.01 | | | | |
| 12 | 1.00 | 26.0 | 11.6 | 36 | 38 | 83 | 12 | 4 | 12210 | 118.01 | 12210 | 118.01 | | | | |
| 12 | 1.50 | 26.0 | 11.6 | 36 | 38 | 83 | 12 | 4 | 12215 | 118.01 | 12215 | 118.01 | | | | |
| 12 | 2.00 | 26.0 | 11.6 | 36 | 38 | 83 | 12 | 4 | 12220 | 118.01 | 12220 | 118.01 | | | | |
| 12 | 3.00 | 26.0 | 11.6 | 36 | 38 | 83 | 12 | 4 | 12230 | 118.01 | 12230 | 118.01 | | | | |
| 12 | 4.00 | 26.0 | 11.6 | 36 | 38 | 83 | 12 | 4 | 12240 | 118.01 | 12240 | 118.01 | | | | |
| 12 | 2.00 | 25.0 | 11.6 | 60 | 64 | 109 | 12 | 4 | | | | | 12420 | 133.58 | 12420 | 133.58 |
| 12 | 0.50 | 25.0 | 11.6 | 60 | 64 | 109 | 12 | 4 | | | | | 12405 | 133.58 | 12405 | 133.58 |
| 12 | 1.00 | 25.0 | 11.6 | 60 | 64 | 109 | 12 | 4 | | | | | 12410 | 133.58 | 12410 | 133.58 |
| 12 | 1.50 | 25.0 | 11.6 | 60 | 64 | 109 | 12 | 4 | | | | | 12415 | 133.58 | 12415 | 133.58 |
| 12 | 3.00 | 25.0 | 11.6 | 60 | 64 | 109 | 12 | 4 | | | | | 12430 | 133.58 | 12430 | 133.58 |
| 12 | 4.00 | 25.0 | 11.6 | 60 | 64 | 109 | 12 | 4 | | | | | 12440 | 133.58 | 12440 | 133.58 |
| 14 | 0.30 | 26.0 | 13.6 | 36 | 38 | 83 | 14 | 4 | 14203 | 178.49 | 14203 | 178.49 | | | | |
| 14 | 1.00 | 26.0 | 13.6 | 36 | 38 | 83 | 14 | 4 | 14210 | 178.49 | 14210 | 178.49 | | | | |
| 14 | 2.00 | 26.0 | 13.6 | 36 | 38 | 83 | 14 | 4 | 14220 | 178.49 | 14220 | 178.49 | | | | |
| 14 | 3.00 | 26.0 | 13.6 | 36 | 38 | 83 | 14 | 4 | 14230 | 178.49 | 14230 | 178.49 | | | | |
| 14 | 4.00 | 26.0 | 13.6 | 36 | 38 | 83 | 14 | 4 | 14240 | 178.49 | 14240 | 178.49 | | | | |
| 14 | 3.00 | 29.0 | 13.6 | 70 | 74 | 119 | 14 | 4 | | | | | 14430 | 200.18 | 14430 | 200.18 |
| 14 | 1.00 | 29.0 | 13.6 | 70 | 74 | 119 | 14 | 4 | | | | | 14410 | 200.18 | 14410 | 200.18 |
| 14 | 2.00 | 29.0 | 13.6 | 70 | 74 | 119 | 14 | 4 | | | | | 14420 | 200.18 | 14420 | 200.18 |
| 14 | 4.00 | 29.0 | 13.6 | 70 | 74 | 119 | 14 | 4 | | | | | 14440 | 200.18 | 14440 | 200.18 |
| 16 | 1.00 | 36.0 | 15.5 | 42 | 44 | 92 | 16 | 4 | 16210 | 178.49 | 16210 | 178.49 | | | | |
| 16 | 0.30 | 36.0 | 15.5 | 42 | 44 | 92 | 16 | 4 | 16203 | 178.49 | 16203 | 178.49 | | | | |
| 16 | 2.00 | 36.0 | 15.5 | 42 | 44 | 92 | 16 | 4 | 16220 | 178.49 | 16220 | 178.49 | | | | |
| 16 | 3.00 | 36.0 | 15.5 | 42 | 44 | 92 | 16 | 4 | 16230 | 178.49 | 16230 | 178.49 | | | | |
| 16 | 4.00 | 36.0 | 15.5 | 42 | 44 | 92 | 16 | 4 | 16240 | 178.49 | 16240 | 178.49 | | | | |
| 16 | 3.00 | 33.0 | 15.5 | 80 | 84 | 132 | 16 | 4 | | | | | 16430 | 219.58 | 16430 | 219.58 |
| 16 | 1.00 | 33.0 | 15.5 | 80 | 84 | 132 | 16 | 4 | | | | | 16410 | 219.58 | 16410 | 219.58 |
| 16 | 2.00 | 33.0 | 15.5 | 80 | 84 | 132 | 16 | 4 | | | | | 16420 | 219.58 | 16420 | 219.58 |
| 16 | 4.00 | 33.0 | 15.5 | 80 | 84 | 132 | 16 | 4 | | | | | 16440 | 219.58 | 16440 | 219.58 |
| 18 | 1.00 | 36.0 | 17.5 | 42 | 44 | 92 | 18 | 4 | 18210 | 237.44 | 18210 | 237.44 | | | | |
| 18 | 2.00 | 36.0 | 17.5 | 42 | 44 | 92 | 18 | 4 | 18220 | 237.44 | 18220 | 237.44 | | | | |
| 18 | 3.00 | 36.0 | 17.5 | 42 | 44 | 92 | 18 | 4 | 18230 | 237.44 | 18230 | 237.44 | | | | |
| 18 | 4.00 | 36.0 | 17.5 | 42 | 44 | 92 | 18 | 4 | 18240 | 237.44 | 18240 | 237.44 | | | | |
| 18 | 3.00 | 38.0 | 17.5 | 90 | 94 | 142 | 18 | 4 | | | | | 18430 | 264.87 | 18430 | 264.87 |
| 18 | 1.00 | 38.0 | 17.5 | 90 | 94 | 142 | 18 | 4 | | | | | 18410 | 264.87 | 18410 | 264.87 |
| 18 | 2.00 | 38.0 | 17.5 | 90 | 94 | 142 | 18 | 4 | | | | | 18420 | 264.87 | 18420 | 264.87 |
| 18 | 4.00 | 38.0 | 17.5 | 90 | 94 | 142 | 18 | 4 | | | | | 18440 | 264.87 | 18440 | 264.87 |
| 20 | 0.30 | 41.0 | 19.5 | 52 | 54 | 104 | 20 | 4 | 20203 | 267.35 | 20203 | 267.35 | | | | |
| 20 | 1.00 | 41.0 | 19.5 | 52 | 54 | 104 | 20 | 4 | 20210 | 267.35 | 20210 | 267.35 | | | | |
| 20 | 2.00 | 41.0 | 19.5 | 52 | 54 | 104 | 20 | 4 | 20220 | 267.35 | 20220 | 267.35 | | | | |
| 20 | 3.00 | 41.0 | 19.5 | 52 | 54 | 104 | 20 | 4 | 20230 | 267.35 | 20230 | 267.35 | | | | |
| 20 | 4.00 | 41.0 | 19.5 | 52 | 54 | 104 | 20 | 4 | 20240 | 267.35 | 20240 | 267.35 | | | | |
| 20 | 3.00 | 42.0 | 19.5 | 100 | 104 | 154 | 20 | 4 | | | | | 20430 | 297.73 | 20430 | 297.73 |
| 20 | 1.00 | 42.0 | 19.5 | 100 | 104 | 154 | 20 | 4 | | | | | 20410 | 297.73 | 20410 | 297.73 |
| 20 | 2.00 | 42.0 | 19.5 | 100 | 104 | 154 | 20 | 4 | | | | | 20420 | 297.73 | 20420 | 297.73 |
| 20 | 4.00 | 42.0 | 19.5 | 100 | 104 | 154 | 20 | 4 | | | | | 20440 | 297.73 | 20440 | 297.73 |

| | | | | |
|---|---|---|---|---|
| P | ● | ● | ● | ● |
| M | ● | ● | ● | ● |
| K | ● | ● | ● | ● |
| N | ○ | ○ | ○ | ○ |
| S | ● | ● | ● | ● |
| H | | | | |
| O | | | | |



Customer Service Centre
Freephone: 0800 073 2 073 / Freefax: 0800 073 2 074

Ordering via the Online Shop
http://cuttingtools.ceratizit.com

## SilverLine – End milling cutter

N | $\lambda_s$=37° $\lambda_s$=38° $\gamma_s$= 9° | ZEFP | HPC

DPB72S DRAGONSKIN | DPB72S DRAGONSKIN

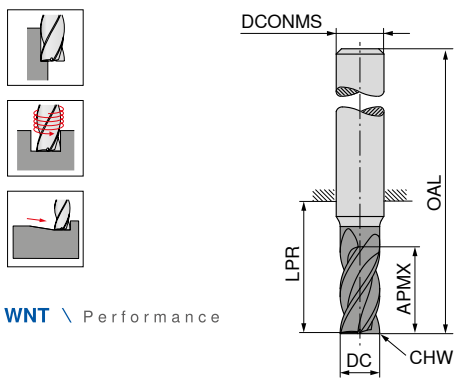


WNT \ Performance

| DC e8 mm | APMX mm | LPR mm | OAL mm | DCONMS h6 mm | α° | ZEFP | 50 993 ... | £ | 50 995 ... | £ |
|---|---|---|---|---|---|---|---|---|---|---|
| | | | | | | | ≈DIN 6527 HA | | ≈DIN 6527 HB | |
| 6 | 10 | 18 | 54 | 6 | 45 | 5 | 06100 | 29.92 | 06100 | 29.92 |
| 8 | 12 | 22 | 58 | 8 | 45 | 5 | 08100 | 39.77 | 08100 | 39.77 |
| 10 | 14 | 26 | 66 | 10 | 45 | 5 | 10100 | 51.89 | 10100 | 51.89 |
| 12 | 16 | 28 | 73 | 12 | 45 | 5 | 12100 | 82.03 | 12100 | 82.03 |
| 16 | 22 | 34 | 82 | 16 | 45 | 5 | 16100 | 130.17 | 16100 | 130.17 |
| 20 | 26 | 42 | 92 | 20 | 45 | 5 | 20100 | 200.80 | 20100 | 200.80 |

| | | |
|---|---|---|
| P | ● | ● |
| M | ● | ● |
| K | ● | ● |
| N | ○ | ○ |
| S | ● | ● |
| H | | |
| O | | |

## SilverLine – End milling cutter

N | $\lambda_s$=37° $\lambda_s$=38° $\gamma_s$= 9° | ZEFP | HPC

DPB72S DRAGONSKIN | DPB72S DRAGONSKIN

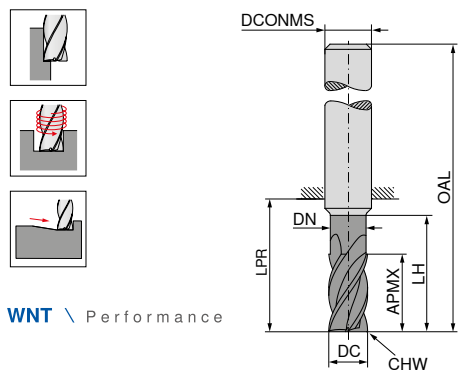


WNT \ Performance

| DC e8 mm | APMX mm | DN mm | LH mm | LPR mm | OAL mm | DCONMS h6 mm | α° | ZEFP | 50 994 ... | £ | 50 996 ... | £ |
|---|---|---|---|---|---|---|---|---|---|---|---|---|
| | | | | | | | | | ≈DIN 6527 HA | | ≈DIN 6527 HB | |
| 6 | 13 | 5.8 | 19 | 21 | 57 | 6 | 45 | 5 | 06200 | 29.62 | 06200 | 29.62 |
| 8 | 21 | 7.7 | 25 | 27 | 63 | 8 | 45 | 5 | 08200 | 40.42 | 08200 | 40.42 |
| 10 | 22 | 9.7 | 30 | 32 | 72 | 10 | 45 | 5 | 10200 | 59.17 | 10200 | 59.17 |
| 12 | 26 | 11.6 | 36 | 38 | 83 | 12 | 45 | 5 | 12200 | 72.03 | 12200 | 72.03 |
| 16 | 36 | 15.5 | 42 | 44 | 92 | 16 | 45 | 5 | 16200 | 167.36 | 16200 | 167.36 |
| 20 | 41 | 19.5 | 52 | 54 | 104 | 20 | 45 | 5 | 20200 | 228.96 | 20200 | 228.96 |

| | | |
|---|---|---|
| P | ● | ● |
| M | ● | ● |
| K | ● | ● |
| N | ○ | ○ |
| S | ● | ● |
| H | | |
| O | | |

## SilverLine – End milling cutter with corner radius

N | $\lambda_s$=37° $\lambda_s$=38° $\gamma_s$= 9° | ZEFP | HPC

DPB72S DRAGONSKIN | DPB72S DRAGONSKIN

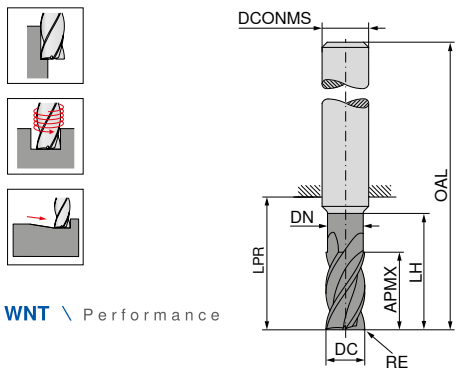


WNT \ Performance

| DC e8 mm | RE ±0,01 mm | APMX mm | LPR mm | OAL mm | DCONMS h6 mm | ZEFP | 50 997 ... | £ | 50 998 ... | £ |
|---|---|---|---|---|---|---|---|---|---|---|
| | | | | | | | Factory standard HA | | Factory standard HB | |
| 6 | 0.2 | 13 | 21 | 57 | 6 | 5 | 06202 | 42.63 | 06202 | 42.63 |
| 6 | 0.5 | 13 | 21 | 57 | 6 | 5 | 06205 | 42.63 | 06205 | 42.63 |
| 6 | 1.0 | 13 | 21 | 57 | 6 | 5 | 06210 | 42.63 | 06210 | 42.63 |
| 8 | 0.2 | 21 | 27 | 63 | 8 | 5 | 08202 | 53.51 | 08202 | 53.51 |
| 8 | 0.5 | 21 | 27 | 63 | 8 | 5 | 08205 | 53.51 | 08205 | 53.51 |
| 8 | 1.0 | 21 | 27 | 63 | 8 | 5 | 08210 | 53.51 | 08210 | 53.51 |
| 8 | 1.5 | 21 | 27 | 63 | 8 | 5 | 08215 | 53.51 | 08215 | 53.51 |
| 10 | 0.2 | 22 | 32 | 72 | 10 | 5 | 10202 | 66.81 | 10202 | 66.81 |
| 10 | 0.5 | 22 | 32 | 72 | 10 | 5 | 10205 | 66.81 | 10205 | 66.81 |
| 10 | 1.0 | 22 | 32 | 72 | 10 | 5 | 10210 | 66.81 | 10210 | 66.81 |
| 10 | 1.5 | 22 | 32 | 72 | 10 | 5 | 10215 | 66.81 | 10215 | 66.81 |
| 10 | 1.6 | 22 | 32 | 72 | 10 | 5 | 10216 | 66.81 | 10216 | 66.81 |
| 10 | 2.0 | 22 | 32 | 72 | 10 | 5 | 10220 | 66.81 | 10220 | 66.81 |
| 12 | 0.3 | 26 | 38 | 83 | 12 | 5 | 12203 | 103.19 | 12203 | 103.19 |
| 12 | 0.5 | 26 | 38 | 83 | 12 | 5 | 12205 | 103.19 | 12205 | 103.19 |
| 12 | 1.0 | 26 | 38 | 83 | 12 | 5 | 12210 | 103.19 | 12210 | 103.19 |
| 12 | 1.5 | 26 | 38 | 83 | 12 | 5 | 12215 | 103.19 | 12215 | 103.19 |
| 12 | 1.6 | 26 | 38 | 83 | 12 | 5 | 12216 | 103.19 | 12216 | 103.19 |
| 12 | 2.0 | 26 | 38 | 83 | 12 | 5 | 12220 | 103.19 | 12220 | 103.19 |
| 12 | 2.5 | 26 | 38 | 83 | 12 | 5 | 12225 | 103.19 | 12225 | 103.19 |
| 16 | 0.3 | 36 | 44 | 92 | 16 | 5 | 16203 | 156.11 | 16203 | 156.11 |
| 16 | 0.5 | 36 | 44 | 92 | 16 | 5 | 16205 | 156.11 | 16205 | 156.11 |
| 16 | 1.0 | 36 | 44 | 92 | 16 | 5 | 16210 | 156.11 | 16210 | 156.11 |
| 16 | 1.5 | 36 | 44 | 92 | 16 | 5 | 16215 | 156.11 | 16215 | 156.11 |
| 16 | 1.6 | 36 | 44 | 92 | 16 | 5 | 16216 | 156.11 | 16216 | 156.11 |
| 16 | 2.0 | 36 | 44 | 92 | 16 | 5 | 16220 | 156.11 | 16220 | 156.11 |
| 16 | 2.5 | 36 | 44 | 92 | 16 | 5 | 16225 | 156.11 | 16225 | 156.11 |
| 16 | 3.0 | 36 | 44 | 92 | 16 | 5 | 16230 | 156.11 | 16230 | 156.11 |
| 20 | 0.3 | 41 | 54 | 104 | 20 | 5 | 20203 | 233.81 | 20203 | 233.81 |
| 20 | 0.5 | 41 | 54 | 104 | 20 | 5 | 20205 | 233.81 | 20205 | 233.81 |
| 20 | 1.0 | 41 | 54 | 104 | 20 | 5 | 20210 | 233.81 | 20210 | 233.81 |
| 20 | 1.5 | 41 | 54 | 104 | 20 | 5 | 20215 | 233.81 | 20215 | 233.81 |
| 20 | 1.6 | 41 | 54 | 104 | 20 | 5 | 20216 | 233.81 | 20216 | 233.81 |
| 20 | 2.0 | 41 | 54 | 104 | 20 | 5 | 20220 | 233.81 | 20220 | 233.81 |
| 20 | 2.5 | 41 | 54 | 104 | 20 | 5 | 20225 | 233.81 | 20225 | 233.81 |
| 20 | 3.0 | 41 | 54 | 104 | 20 | 5 | 20230 | 233.81 | 20230 | 233.81 |
| 20 | 4.0 | 41 | 54 | 104 | 20 | 5 | 20240 | 233.81 | 20240 | 233.81 |

| | | |
|---|---|---|
| P | ● | ● |
| M | ● | ● |
| K | ● | ● |
| N | ○ | ○ |
| S | ● | ● |
| H | | |
| O | | |

## SilverLine – End milling cutter

▲ Cutting depth: 3 x DC

N | $\lambda_s$=37° $\lambda_s$=38° $\gamma_s$= 9° | ZEFP | HPC

DPB72S DRAGONSKIN | DPB72S DRAGONSKIN

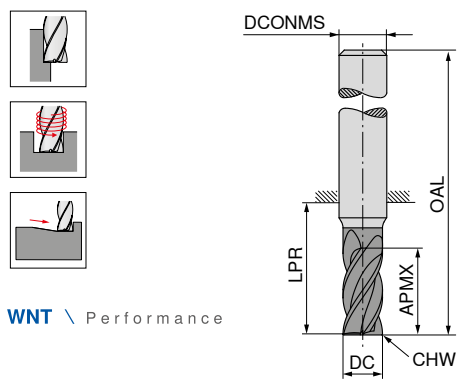


WNT \ Performance

| DC e8 mm | APMX mm | LPR mm | OAL mm | DCONMS h6 mm | CHW mm | ZEFP | 50 999 ... | £ | 50 949 ... | £ |
|---|---|---|---|---|---|---|---|---|---|---|
| | | | | | | | ≈DIN 6527 HA | | ≈DIN 6527 HB | |
| 6 | 19 | 26 | 62 | 6 | 0.1 | 5 | 06200 | 35.57 | 06200 | 50.82 |
| 8 | 25 | 32 | 68 | 8 | 0.2 | 5 | 08200 | 48.51 | 08200 | 69.30 |
| 10 | 31 | 40 | 80 | 10 | 0.2 | 5 | 10200 | 71.00 | 10200 | 101.43 |
| 12 | 37 | 48 | 93 | 12 | 0.3 | 5 | 12200 | 86.44 | 12200 | 123.48 |
| 16 | 49 | 60 | 108 | 16 | 0.3 | 5 | 16200 | 200.80 | 16200 | 286.86 |
| 20 | 61 | 76 | 126 | 20 | 0.3 | 5 | 20200 | 274.74 | 20200 | 392.49 |

| | | |
|---|---|---|
| P | ● | ● |
| M | ● | ● |
| K | ● | ● |
| N | ○ | ○ |
| S | ● | ● |
| H | | |
| O | | |

## SilverLine – High Accuracy Finish Milling Cutter

- max. taper of 0.005 mm for high precision and parallelism of vertical walls
- Tool with cutting edge correction

N | $\lambda_s$=48° 50° $\gamma_s$=13° | ZEFP

WNT \ Performance

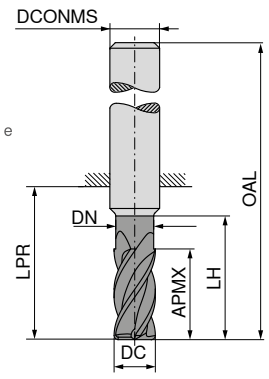


DPB72S DRAGONSKIN — ≈DIN 6527 — HA

DPB72S DRAGONSKIN — Factory standard — HA

| DC f8 mm | APMX mm | DN mm | LH mm | LPR mm | OAL mm | DCONMS h5 mm | ZEFP | ≈DIN 6527 50 991 ... | £ | Factory standard 50 991 ... | £ |
|---|---|---|---|---|---|---|---|---|---|---|---|
| 6 | 13 | 5.6 | 19 | 21 | 57 | 6 | 6 | 06700 | 54.29 | | |
| 6 | 10 | 5.8 | 18 | 22 | 58 | 6 | 6 | 06200 | 54.33 | | |
| 6 | 13 | 5.8 | 27 | 31 | 67 | 6 | 6 | | | 06400 | 73.66 |
| 6 | 13 | 5.8 | 36 | 40 | 76 | 6 | 6 | | | 06900 | 92.02 |
| 6 | 15 | 5.6 | 42 | 44 | 80 | 6 | 6 | | | 90000 | 73.63 |
| 8 | 19 | 7.6 | 25 | 27 | 63 | 8 | 6 | 08700 | 62.36 | | |
| 8 | 13 | 7.7 | 24 | 28 | 64 | 8 | 6 | 08200 | 62.14 | | |
| 8 | 17 | 7.7 | 36 | 40 | 76 | 8 | 6 | | | 08400 | 91.12 |
| 8 | 17 | 7.7 | 48 | 53 | 89 | 8 | 6 | | | 08900 | 113.90 |
| 8 | 20 | 7.6 | 62 | 64 | 100 | 8 | 6 | | | 90100 | 91.00 |
| 10 | 22 | 9.6 | 30 | 32 | 72 | 10 | 6 | 10700 | 106.83 | | |
| 10 | 16 | 9.7 | 30 | 34 | 74 | 10 | 6 | 10200 | 107.11 | | |
| 10 | 21 | 9.7 | 45 | 49 | 89 | 10 | 6 | | | 10400 | 136.54 |
| 10 | 25 | 9.6 | 58 | 60 | 100 | 10 | 6 | | | 10900 | 136.16 |
| 10 | 21 | 9.7 | 60 | 64 | 104 | 10 | 6 | | | 90200 | 170.65 |
| 12 | 26 | 11.5 | 36 | 38 | 83 | 12 | 6 | 12700 | 144.76 | | |
| 12 | 19 | 11.6 | 36 | 40 | 85 | 12 | 6 | 12200 | 145.14 | | |
| 12 | 25 | 11.6 | 54 | 58 | 103 | 12 | 6 | | | 12400 | 211.36 |
| 12 | 30 | 11.5 | 73 | 75 | 120 | 12 | 6 | | | 12900 | 211.07 |
| 12 | 25 | 11.6 | 72 | 76 | 121 | 12 | 6 | | | 90300 | 264.10 |
| 16 | 32 | 15.0 | 42 | 44 | 92 | 16 | 6 | 16700 | 269.93 | | |
| 16 | 25 | 15.5 | 48 | 52 | 100 | 16 | 6 | 16200 | 270.03 | | |
| 16 | 33 | 15.5 | 72 | 76 | 124 | 16 | 6 | | | 16400 | 371.97 |
| 16 | 33 | 15.5 | 96 | 100 | 148 | 16 | 6 | | | 16900 | 464.95 |
| 16 | 40 | 15.0 | 100 | 102 | 150 | 16 | 6 | | | 90400 | 371.60 |
| 20 | 38 | 19.0 | 52 | 54 | 104 | 20 | 6 | 20700 | 388.89 | | |
| 20 | 32 | 19.5 | 60 | 64 | 114 | 20 | 6 | 20200 | 389.08 | | |
| 20 | 42 | 19.5 | 90 | 94 | 144 | 20 | 6 | | | 20400 | 512.25 |
| 20 | 50 | 19.0 | 98 | 100 | 150 | 20 | 6 | | | 20900 | 512.05 |
| 20 | 42 | 19.5 | 120 | 124 | 174 | 20 | 6 | | | 90500 | 640.28 |
| 25 | 40 | 24.5 | 75 | 80 | 136 | 25 | 6 | 25200 | 487.31 | | |
| 25 | 52 | 24.5 | 113 | 118 | 174 | 25 | 6 | | | 25400 | 640.95 |
| 25 | 52 | 24.5 | 150 | 154 | 210 | 25 | 6 | | | 25900 | 801.19 |

| | ≈DIN 6527 | Factory standard |
|---|---|---|
| P | ● | ● |
| M | ● | ● |
| K | ○ | ○ |
| N | ○ | ○ |
| S | ● | ● |
| H | | |
| O | | |

## SilverLine – Torus Face Milling Cutter

- APMX does not correspond to the maximum cutting depth
- $r_{3D}$ = corner radius to be programmed

N | $\lambda_s$=52° $\gamma_s$= 4° | ZEFP | HFC

WNT \ Performance

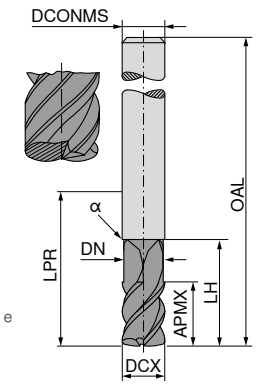


DPB72S DRAGONSKIN — Factory standard — HA

DPB72S DRAGONSKIN — Factory standard — HA

| DCX f8 mm | $r_{3D}$ mm | APMX mm | DN mm | LH mm | LPR mm | OAL mm | α° | DCONMS h6 mm | ZEFP | Factory standard 50 989 ... | £ | Factory standard 50 989 ... | £ |
|---|---|---|---|---|---|---|---|---|---|---|---|---|---|
| 6 | 1.12 | 6 | 5.5 | 21 | 21 | 57 | 45 | 6 | 4 | 06110 | 65.29 | | |
| 8 | 1.23 | 8 | 7.4 | 27 | 27 | 63 | 45 | 8 | 4 | 08110 | 73.98 | | |
| 10 | 1.17 | 10 | 9.2 | 32 | 32 | 72 | 45 | 10 | 4 | 10115 | 126.51 | | |
| 12 | 1.86 | 12 | 11.0 | 32 | 38 | 83 | 45 | 12 | 4 | 12115 | 165.78 | | |
| 16 | 2.47 | 16 | 15.0 | 38 | 44 | 92 | 45 | 16 | 4 | 16120 | 311.49 | | |
| 20 | 2.61 | 20 | 18.5 | 40 | 42 | 92 | 45 | 20 | 4 | 20120 | 448.13 | | |
| 6 | 1.12 | 6 | 5.5 | 64 | 64 | 100 | 45 | 6 | 4 | | | 06410 | 86.28 |
| 8 | 1.23 | 8 | 7.4 | 64 | 64 | 100 | 45 | 8 | 4 | | | 08410 | 112.56 |
| 10 | 1.17 | 10 | 9.2 | 60 | 60 | 100 | 45 | 10 | 4 | | | 10415 | 185.08 |
| 12 | 1.86 | 12 | 11.0 | 65 | 65 | 110 | 45 | 12 | 4 | | | 12415 | 204.19 |
| 16 | 2.47 | 16 | 15.0 | 65 | 102 | 150 | 45 | 16 | 4 | | | 16420 | 455.39 |
| 20 | 2.61 | 20 | 18.5 | 65 | 100 | 150 | 45 | 20 | 4 | | | 20420 | 673.72 |

| | Factory standard | Factory standard |
|---|---|---|
| P | ● | ● |
| M | ○ | ○ |
| K | ● | ● |
| N | ○ | ○ |
| S | | |
| H | ○ | ○ |
| O | | |

## SilverLine – Ball Nosed Cutter

N | $\lambda_s$=35° 38° $\gamma_s$= 7° | ZEFP

WNT \ Performance

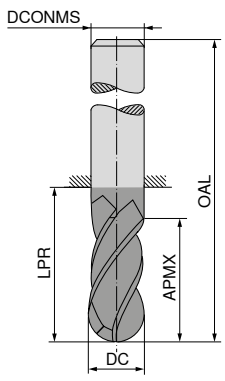


DPB72S DRAGONSKIN — Factory standard — HA

| DC f8 mm | APMX mm | LPR mm | OAL mm | DCONMS h6 mm | ZEFP | Factory standard 50 990 ... | £ |
|---|---|---|---|---|---|---|---|
| 4 | 11 | 21 | 57 | 6 | 4 | 04220 | 45.14 |
| 5 | 13 | 21 | 57 | 6 | 4 | 05225 | 45.14 |
| 6 | 13 | 21 | 57 | 6 | 4 | 06230 | 52.81 |
| 8 | 19 | 36 | 72 | 8 | 4 | 08280 | 65.43 |
| 10 | 22 | 32 | 72 | 10 | 4 | 10250 | 82.61 |
| 12 | 26 | 38 | 83 | 12 | 4 | 12260 | 130.71 |
| 16 | 32 | 44 | 92 | 16 | 4 | 16280 | 192.91 |
| 20 | 38 | 54 | 104 | 20 | 4 | 20210 | 279.58 |

| | Factory standard |
|---|---|
| P | ● |
| M | ○ |
| K | ● |
| N | ○ |
| S | |
| H | |
| O | |

## SilverLine – Ball Nosed Cutter

N | $\lambda_s$=30° $\gamma_s$= 6° | ZEFP

WNT \ Performance

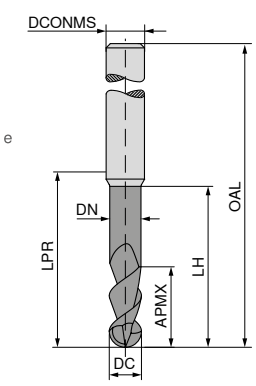


DPB72S DRAGONSKIN — Factory standard — HA

DPB72S DRAGONSKIN — Factory standard — HA

| DC f8 mm | APMX mm | DN mm | LH mm | LPR mm | OAL mm | DCONMS h6 mm | ZEFP | Factory standard 50 963 ... | £ | Factory standard 50 963 ... | £ |
|---|---|---|---|---|---|---|---|---|---|---|---|
| 3 | 4 | 2.8 | 10.0 | 14 | 50 | 6 | 2 | 03115 | 46.36 | | |
| 3 | 7 | 3.0 | 8.8 | 24 | 60 | 6 | 2 | | | 03415 | 62.20 |
| 4 | 8 | 3.8 | 12.0 | 18 | 54 | 6 | 2 | 04120 | 46.36 | | |
| 4 | 10 | 4.0 | 12.5 | 39 | 75 | 6 | 2 | | | 04420 | 62.20 |
| 5 | 9 | 4.8 | 16.0 | 18 | 54 | 6 | 2 | 05125 | 46.36 | | |
| 5 | 12 | 5.0 | 15.0 | 39 | 75 | 6 | 2 | | | 05425 | 64.69 |
| 6 | 10 | 5.7 | 16.0 | 18 | 54 | 6 | 2 | 06130 | 46.36 | | |
| 6 | 12 | 6.0 | 15.0 | 64 | 100 | 6 | 2 | | | 06430 | 74.91 |
| 7 | 11 | 6.6 | 20.0 | 22 | 58 | 8 | 2 | 07135 | 56.43 | | |
| 8 | 12 | 7.6 | 20.0 | 22 | 58 | 8 | 2 | 08140 | 56.43 | | |
| 8 | 14 | 8.0 | 17.5 | 64 | 100 | 8 | 2 | | | 08440 | 87.56 |
| 10 | 14 | 9.6 | 24.0 | 26 | 66 | 10 | 2 | 10150 | 70.57 | | |
| 10 | 18 | 10.0 | 22.5 | 60 | 100 | 10 | 2 | | | 10450 | 119.06 |
| 12 | 16 | 11.5 | 26.0 | 28 | 73 | 12 | 2 | 12160 | 102.52 | | |
| 12 | 22 | 12.0 | 27.5 | 55 | 100 | 12 | 2 | | | 12460 | 153.55 |
| 14 | 18 | 13.3 | 28.0 | 30 | 75 | 14 | 2 | 14170 | 119.06 | | |
| 14 | 26 | 14.0 | 32.5 | 75 | 120 | 14 | 2 | | | 14470 | 244.90 |
| 16 | 22 | 15.2 | 32.0 | 34 | 82 | 16 | 2 | 16180 | 151.07 | | |
| 16 | 30 | 16.0 | 37.5 | 102 | 150 | 16 | 2 | | | 16480 | 329.93 |
| 18 | 24 | 17.1 | 34.0 | 36 | 84 | 18 | 2 | 18190 | 248.91 | | |
| 20 | 26 | 19.0 | 40.0 | 42 | 92 | 20 | 2 | 20110 | 248.91 | | |
| 20 | 38 | 20.0 | 47.5 | 100 | 150 | 20 | 2 | | | 20410 | 437.23 |

| | Factory standard | Factory standard |
|---|---|---|
| P | ● | ● |
| M | | |
| K | ● | ● |
| N | ○ | ○ |
| S | | |
| H | ○ | ○ |
| O | | |



Customer Service Centre
Freephone: 0800 073 2 073 / Freefax: 0800 073 2 074

Ordering via the Online Shop
http://cuttingtools.ceratizit.com

## **SilverLine** – NC deburring cutter

N | $\lambda_s$=0° $\gamma_s$=5°

WNT \ Performance

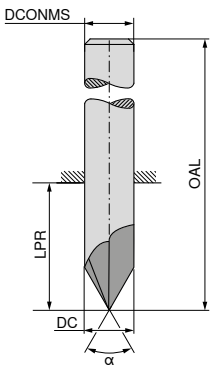





| DC h6 mm | OAL mm | LPR mm | DCONMS h6 mm | ZEFP | α = 60° Factory standard HA 50 562 ... | £ | α = 60° Factory standard HB 50 563 ... | £ | α = 90° Factory standard HA 50 560 ... | £ | α = 90° Factory standard HB 50 561 ... | £ |
|---|---|---|---|---|---|---|---|---|---|---|---|---|
| 4 | 50 | 22 | 4 | 5 | 04000 | 24.34 | | | 04000 | 24.34 | | |
| 6 | 55 | 19 | 6 | 5 | 06000 | 26.75 | 06000 | 26.75 | 06000 | 26.75 | 06000 | 26.75 |
| 8 | 58 | 22 | 8 | 5 | 08000 | 34.85 | 08000 | 34.85 | 08000 | 34.85 | 08000 | 34.85 |
| 10 | 60 | 20 | 10 | 5 | 10000 | 41.43 | 10000 | 41.43 | 10000 | 41.43 | 10000 | 41.43 |
| 12 | 70 | 25 | 12 | 5 | 12000 | 52.94 | 12000 | 52.94 | 12000 | 52.94 | 12000 | 52.94 |
| 16 | 80 | 32 | 16 | 5 | 16000 | 82.41 | 16000 | 82.41 | 16000 | 82.41 | 16000 | 82.41 |
| P | | | | | ● | | ● | | ● | | ● | |
| M | | | | | ● | | ● | | ● | | ● | |
| K | | | | | ● | | ● | | ● | | ● | |
| N | | | | | | | | | | | | |
| S | | | | | ● | | ● | | ● | | ● | |
| H | | | | | | | | | | | | |
| O | | | | | | | | | | | | |

## Tool data always at your fingertips

### Cutting data and CAD models for day-to-day assistance

In addition to detailed cutting data we also offer 2D and 3D models to assist you with your tool management or for simulating an operation. All data for this Service is available for you in our Online Shop.



# AluLine

With optimised coating and geometry for the effective machining of aluminium and non-ferrous metals

## First Choice for high performance Aluminium Milling

Solid carbide milling tools from CERATIZIT ensure you always do a good job: We have added milling tools for machining aluminium and non-ferrous metals to our product portfolio. This means you will now be able to find the ideal product for any application.

This AluLine milling cutter allows you to master even the toughest demands when working with aluminium and non-ferrous metals. This is all made possible thanks to the special geometry and the specifically tailored coating.

## Advantages/benefits

- **Economical and process-secure machining of aluminium and non-ferrous metals.**
  Optimal performance thanks to the perfectly coordinated combination of geometry, substrate and coating.
- **Optimal/versatile tool selection for almost all applications in the machining of non-ferrous metals**
  The product portfolio has increased in size following the program extension and now offers access to around 2500 items.
- **Extremely long tool service life possible**
  Thanks to the wear-resistant DLC coating.

„Our AluLine milling cutter impresses with its outstanding coating. It achieves first-rate results even in dry machining.

Product Manager CERATIZIT, Michael Wucher"

Cutting datas can be found in our UP2DATE September 2019 catalogue on page 62+63

## AluLine – End milling cutter

▲ With polished chip flutes

W | $\lambda_s$=50° $\gamma_s$=8° | ZEFP

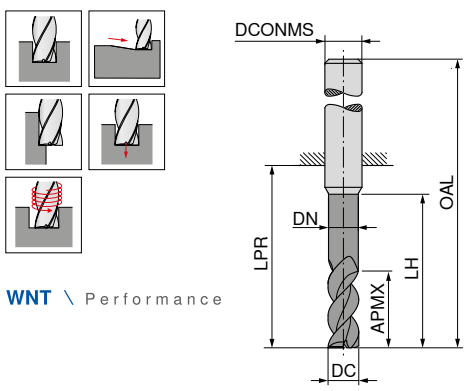


WNT \ Performance



| | | | | | | | | | | | | | | | |
|---|---|---|---|---|---|---|---|---|---|---|---|---|---|---|---|
| | | | | | | | | | DLC | | | | DLC | | |
| | | | | | | | | | DRAGONSKIN | | | | DRAGONSKIN | | |
| | | | | | | | | | Factory standard | | Factory standard | | Factory standard | | Factory standard |
| | | | | | | | | | HA | | HA | | HB | | HB |
| DC h6 mm | APMX mm | DN mm | LH mm | LPR mm | OAL mm | DCONMS h6 mm | ZEFP | | 53 623 ... | £ | 53 625 ... | £ | 53 624 ... | £ | 53 626 ... | £ |
| 5.0 | 10.5 | 4.8 | 15 | 22 | 58 | 6 | 2 | | 05100 | 26.51 | 05100 | 33.68 | 05100 | 26.51 | 05100 | 33.68 |
| 5.5 | 13.0 | 5.3 | 18 | 22 | 58 | 6 | 2 | | 05600 | 32.24 | 05600 | 39.41 | 05600 | 32.24 | 05600 | 39.41 |
| 6.0 | 13.0 | 5.8 | 18 | 22 | 58 | 6 | 2 | | 06100 | 30.09 | 06100 | 37.97 | 06100 | 30.09 | 06100 | 37.97 |
| 6.5 | 17.0 | 6.2 | 24 | 28 | 64 | 8 | 2 | | 06600 | 34.39 | 06600 | 42.28 | 06600 | 34.39 | 06600 | 42.28 |
| 7.0 | 17.0 | 6.7 | 24 | 28 | 64 | 8 | 2 | | 07100 | 33.68 | 07100 | 41.55 | 07100 | 33.68 | 07100 | 41.55 |
| 7.5 | 17.0 | 7.2 | 24 | 28 | 64 | 8 | 2 | | 07600 | 32.96 | 07600 | 40.84 | 07600 | 32.96 | 07600 | 40.84 |
| 8.0 | 17.0 | 7.7 | 24 | 28 | 64 | 8 | 2 | | 08100 | 31.53 | 08100 | 40.12 | 08100 | 31.53 | 08100 | 40.12 |
| 8.5 | 21.0 | 8.2 | 30 | 34 | 74 | 10 | 2 | | 08600 | 53.02 | 08600 | 62.34 | 08600 | 53.02 | 08600 | 62.34 |
| 9.0 | 21.0 | 8.7 | 30 | 34 | 74 | 10 | 2 | | 09100 | 51.59 | 09100 | 60.90 | 09100 | 51.59 | 09100 | 60.90 |
| 9.5 | 21.0 | 9.2 | 30 | 34 | 74 | 10 | 2 | | 09600 | 50.15 | 09600 | 59.47 | 09600 | 50.15 | 09600 | 59.47 |
| 10.0 | 21.0 | 9.7 | 30 | 34 | 74 | 10 | 2 | | 10100 | 48.01 | 10100 | 58.03 | 10100 | 48.01 | 10100 | 58.03 |
| 10.5 | 25.0 | 10.1 | 36 | 40 | 85 | 12 | 2 | | 10600 | 73.08 | 10600 | 83.12 | 10600 | 73.08 | 10600 | 83.12 |
| 11.0 | 25.0 | 10.6 | 36 | 40 | 85 | 12 | 2 | | 11100 | 71.65 | 11100 | 81.68 | 11100 | 71.65 | 11100 | 81.68 |
| 11.5 | 25.0 | 11.1 | 36 | 40 | 85 | 12 | 2 | | 11600 | 69.50 | 11600 | 79.53 | 11600 | 69.50 | 11600 | 79.53 |
| 12.0 | 25.0 | 11.6 | 36 | 40 | 85 | 12 | 2 | | 12100 | 68.07 | 12100 | 81.68 | 12100 | 68.07 | 12100 | 81.68 |
| 12.5 | 29.0 | 12.1 | 42 | 46 | 91 | 14 | 2 | | | | | | 12600 | 98.16 | 12600 | 111.77 |
| 13.0 | 29.0 | 12.6 | 42 | 46 | 91 | 14 | 2 | | | | | | 13100 | 97.44 | 13100 | 111.06 |
| 13.5 | 29.0 | 13.1 | 42 | 46 | 91 | 14 | 2 | | | | | | 13600 | 96.01 | 13600 | 110.34 |
| 14.0 | 29.0 | 13.6 | 42 | 46 | 91 | 14 | 2 | | | | | | 14100 | 97.44 | 14100 | 116.07 |
| 14.5 | 33.0 | 14.0 | 48 | 52 | 100 | 16 | 2 | | | | | | 14600 | 133.26 | 14600 | 151.90 |
| 15.0 | 33.0 | 14.5 | 48 | 52 | 100 | 16 | 2 | | | | | | 15100 | 129.68 | 15100 | 149.03 |
| 15.5 | 33.0 | 15.0 | 48 | 52 | 100 | 16 | 2 | | | | | | 15600 | 126.82 | 15600 | 145.45 |
| 16.0 | 33.0 | 15.5 | 48 | 52 | 100 | 16 | 2 | | | | | | 16100 | 133.26 | 16100 | 155.48 |
| 16.5 | 38.0 | 16.0 | 54 | 58 | 106 | 18 | 2 | | | | | | 16600 | 172.67 | 16600 | 194.89 |
| 17.0 | 38.0 | 16.5 | 54 | 58 | 106 | 18 | 2 | | | | | | 17100 | 167.65 | 17100 | 189.87 |
| 17.5 | 38.0 | 17.0 | 54 | 58 | 106 | 18 | 2 | | | | | | 17600 | 163.36 | 17600 | 184.85 |
| 18.0 | 38.0 | 17.5 | 54 | 58 | 106 | 18 | 2 | | | | | | 18100 | 161.21 | 18100 | 184.85 |
| 18.5 | 42.0 | 18.0 | 60 | 64 | 114 | 20 | 2 | | | | | | 18600 | 213.51 | 18600 | 237.15 |
| 19.0 | 42.0 | 18.5 | 60 | 64 | 114 | 20 | 2 | | | | | | 19100 | 207.78 | 19100 | 231.43 |
| 19.5 | 42.0 | 19.0 | 60 | 64 | 114 | 20 | 2 | | | | | | 19600 | 201.33 | 19600 | 225.69 |
| 20.0 | 42.0 | 19.5 | 60 | 64 | 114 | 20 | 2 | | | | | | 20100 | 197.75 | 20100 | 227.84 |
| P | | | | | | | | | | | | | | | | |
| M | | | | | | | | | | | | | | | | |
| K | | | | | | | | | | | | | | | | |
| N | | | | | | | | | ● | | ● | | ● | | ● | |
| S | | | | | | | | | | | | | | | | |
| H | | | | | | | | | | | | | | | | |
| O | | | | | | | | | | | | | | | | |



Customer Service Centre
Freephone: 0800 073 2 073 / Freefax: 0800 073 2 074

Ordering via the Online Shop
http://cuttingtools.ceratizit.com

# AluLine – End milling cutter

▲ With polished chip flutes

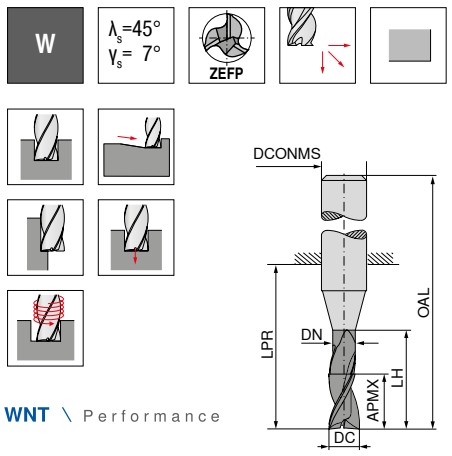


WNT \ Performance

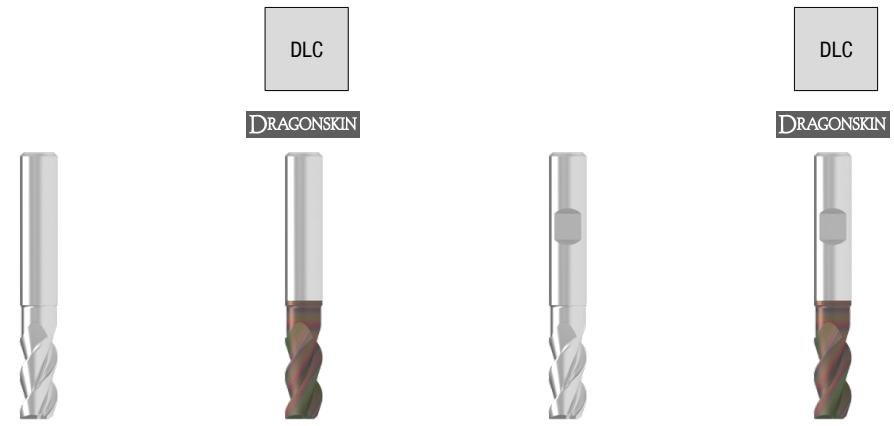


| DC h6 mm | APMX mm | DN mm | LH mm | LPR mm | OAL mm | DCONMS h6 mm | ZEFP | Factory standard HA 53 615 ... | £ | Factory standard HA 53 617 ... | £ | Factory standard HB 53 616 ... | £ | Factory standard HB 53 618 ... | £ |
|---|---|---|---|---|---|---|---|---|---|---|---|---|---|---|---|
| 2.0 | 4.5 | 1.8 | 6.0 | 14 | 50 | 6 | 3 | 02100 | 24.36 | 02100 | 31.53 | 02100 | 24.36 | 02100 | 31.53 |
| 2.5 | 5.5 | 2.3 | 7.5 | 19 | 55 | 6 | 3 | 02600 | 24.36 | 02600 | 30.81 | 02600 | 24.36 | 02600 | 30.81 |
| 3.0 | 6.5 | 2.8 | 9.0 | 19 | 55 | 6 | 3 | 03100 | 24.36 | 03100 | 31.53 | 03100 | 24.36 | 03100 | 31.53 |
| 3.5 | 8.5 | 3.3 | 12.0 | 19 | 55 | 6 | 3 | 03600 | 25.79 | 03600 | 32.96 | 03600 | 25.79 | 03600 | 32.96 |
| 4.0 | 8.5 | 3.8 | 12.0 | 19 | 55 | 6 | 3 | 04100 | 26.51 | 04100 | 32.96 | 04100 | 26.51 | 04100 | 32.96 |
| 4.5 | 10.5 | 4.3 | 15.0 | 22 | 58 | 6 | 3 | 04600 | 33.68 | 04600 | 40.12 | 04600 | 33.68 | 04600 | 40.12 |
| 5.0 | 10.5 | 4.8 | 15.0 | 22 | 58 | 6 | 3 | 05100 | 29.37 | 05100 | 35.82 | 05100 | 29.37 | 05100 | 35.82 |
| 5.5 | 13.0 | 5.3 | 18.0 | 22 | 58 | 6 | 3 | 05600 | 34.39 | 05600 | 40.84 | 05600 | 34.39 | 05600 | 40.84 |
| 6.0 | 13.0 | 5.8 | 18.0 | 22 | 58 | 6 | 3 | 06100 | 30.09 | 06100 | 37.97 | 06100 | 30.09 | 06100 | 37.97 |
| 6.5 | 17.0 | 6.2 | 24.0 | 28 | 64 | 8 | 3 | 06600 | 35.82 | 06600 | 44.42 | 06600 | 35.82 | 06600 | 44.42 |
| 7.0 | 17.0 | 6.7 | 24.0 | 28 | 64 | 8 | 3 | 07100 | 35.11 | 07100 | 42.99 | 07100 | 35.11 | 07100 | 42.99 |
| 7.5 | 17.0 | 7.2 | 24.0 | 28 | 64 | 8 | 3 | 07600 | 34.39 | 07600 | 42.28 | 07600 | 34.39 | 07600 | 42.28 |
| 8.0 | 17.0 | 7.7 | 24.0 | 28 | 64 | 8 | 3 | 08100 | 32.96 | 08100 | 41.55 | 08100 | 32.96 | 08100 | 41.55 |
| 8.5 | 21.0 | 8.2 | 30.0 | 34 | 74 | 10 | 3 | 08600 | 55.88 | 08600 | 64.48 | 08600 | 55.88 | 08600 | 64.48 |
| 9.0 | 21.0 | 8.7 | 30.0 | 34 | 74 | 10 | 3 | 09100 | 54.45 | 09100 | 63.05 | 09100 | 54.45 | 09100 | 63.05 |
| 9.5 | 21.0 | 9.2 | 30.0 | 34 | 74 | 10 | 3 | 09600 | 53.02 | 09600 | 61.61 | 09600 | 53.02 | 09600 | 61.61 |
| 10.0 | 21.0 | 9.7 | 30.0 | 34 | 74 | 10 | 3 | 10100 | 50.15 | 10100 | 60.18 | 10100 | 50.15 | 10100 | 60.18 |
| 10.5 | 25.0 | 10.1 | 36.0 | 40 | 85 | 12 | 3 | 10600 | 77.38 | 10600 | 86.70 | 10600 | 77.38 | 10600 | 86.70 |
| 11.0 | 25.0 | 10.6 | 36.0 | 40 | 85 | 12 | 3 | 11100 | 75.23 | 11100 | 85.27 | 11100 | 75.23 | 11100 | 85.27 |
| 11.5 | 25.0 | 11.1 | 36.0 | 40 | 85 | 12 | 3 | 11600 | 73.08 | 11600 | 82.40 | 11600 | 73.08 | 11600 | 82.40 |
| 12.0 | 25.0 | 11.6 | 36.0 | 40 | 85 | 12 | 3 | 12100 | 71.65 | 12100 | 85.27 | 12100 | 71.65 | 12100 | 85.27 |
| 12.5 | 29.0 | 12.1 | 42.0 | 46 | 91 | 14 | 3 | | | | | 12600 | 98.16 | 12600 | 111.77 |
| 13.0 | 29.0 | 12.6 | 42.0 | 46 | 91 | 14 | 3 | | | | | 13100 | 97.44 | 13100 | 111.06 |
| 13.5 | 29.0 | 13.1 | 42.0 | 46 | 91 | 14 | 3 | | | | | 13600 | 96.01 | 13600 | 110.34 |
| 14.0 | 29.0 | 13.6 | 42.0 | 46 | 91 | 14 | 3 | | | | | 14100 | 97.44 | 14100 | 116.07 |
| 14.5 | 33.0 | 14.0 | 48.0 | 52 | 100 | 16 | 3 | | | | | 14600 | 133.26 | 14600 | 151.90 |
| 15.0 | 33.0 | 14.5 | 48.0 | 52 | 100 | 16 | 3 | | | | | 15100 | 129.68 | 15100 | 149.03 |
| 15.5 | 33.0 | 15.0 | 48.0 | 52 | 100 | 16 | 3 | | | | | 15600 | 126.82 | 15600 | 145.45 |
| 16.0 | 33.0 | 15.5 | 48.0 | 52 | 100 | 16 | 3 | | | | | 16100 | 133.26 | 16100 | 155.48 |
| 16.5 | 38.0 | 16.0 | 54.0 | 58 | 106 | 18 | 3 | | | | | 16600 | 172.67 | 16600 | 194.89 |
| 17.0 | 38.0 | 16.5 | 54.0 | 58 | 106 | 18 | 3 | | | | | 17100 | 167.65 | 17100 | 189.87 |
| 17.5 | 38.0 | 17.0 | 54.0 | 58 | 106 | 18 | 3 | | | | | 17600 | 163.36 | 17600 | 184.85 |
| 18.0 | 38.0 | 17.5 | 54.0 | 58 | 106 | 18 | 3 | | | | | 18100 | 161.21 | 18100 | 184.85 |
| 18.5 | 42.0 | 18.0 | 60.0 | 64 | 114 | 20 | 3 | | | | | 18600 | 213.51 | 18600 | 237.15 |
| 19.0 | 42.0 | 18.5 | 60.0 | 64 | 114 | 20 | 3 | | | | | 19100 | 207.78 | 19100 | 231.43 |
| 19.5 | 42.0 | 19.0 | 60.0 | 64 | 114 | 20 | 3 | | | | | 19600 | 201.33 | 19600 | 225.69 |
| 20.0 | 42.0 | 19.5 | 60.0 | 64 | 114 | 20 | 3 | | | | | 20100 | 197.75 | 20100 | 227.84 |

| DC h6 mm | APMX mm | DN mm | LH mm | LPR mm | OAL mm | DCONMS h6 mm | ZEFP | Factory standard HA 53 615 ... | £ | Factory standard HA 53 617 ... | £ | Factory standard HB 53 616 ... | £ | Factory standard HB 53 618 ... | £ |
|---|---|---|---|---|---|---|---|---|---|---|---|---|---|---|---|
| 2.0 | 5.5 | 1.8 | 10.0 | 19 | 55 | 6 | 3 | 02200 | 29.37 | 02200 | 35.82 | 02200 | 29.37 | 02200 | 35.82 |
| 2.5 | 6.5 | 2.3 | 12.5 | 22 | 58 | 6 | 3 | 02700 | 28.66 | 02700 | 35.82 | 02700 | 28.66 | 02700 | 35.82 |
| 3.0 | 8.0 | 2.8 | 15.0 | 22 | 58 | 6 | 3 | 03200 | 29.37 | 03200 | 36.54 | 03200 | 29.37 | 03200 | 36.54 |
| 3.5 | 10.5 | 3.3 | 20.0 | 26 | 62 | 6 | 3 | 03700 | 30.81 | 03700 | 37.97 | 03700 | 30.81 | 03700 | 37.97 |
| 4.0 | 10.5 | 3.8 | 20.0 | 26 | 62 | 6 | 3 | 04200 | 31.53 | 04200 | 38.69 | 04200 | 31.53 | 04200 | 38.69 |
| 4.5 | 13.0 | 4.3 | 25.0 | 34 | 70 | 6 | 3 | 04700 | 40.12 | 04700 | 46.57 | 04700 | 40.12 | 04700 | 46.57 |
| 5.0 | 13.0 | 4.8 | 25.0 | 34 | 70 | 6 | 3 | 05200 | 35.11 | 05200 | 42.28 | 05200 | 35.11 | 05200 | 42.28 |
| 5.5 | 16.0 | 5.3 | 30.0 | 34 | 70 | 6 | 3 | 05700 | 40.84 | 05700 | 48.01 | 05700 | 40.84 | 05700 | 48.01 |
| 6.0 | 16.0 | 5.8 | 30.0 | 34 | 70 | 6 | 3 | 06200 | 35.82 | 06200 | 43.71 | 06200 | 35.82 | 06200 | 43.71 |
| 6.5 | 21.0 | 6.2 | 40.0 | 44 | 80 | 8 | 3 | 06700 | 43.71 | 06700 | 51.59 | 06700 | 43.71 | 06700 | 51.59 |
| 7.0 | 21.0 | 6.7 | 40.0 | 44 | 80 | 8 | 3 | 07200 | 42.28 | 07200 | 50.15 | 07200 | 42.28 | 07200 | 50.15 |
| 7.5 | 21.0 | 7.2 | 40.0 | 44 | 80 | 8 | 3 | 07700 | 40.84 | 07700 | 49.44 | 07700 | 40.84 | 07700 | 49.44 |
| 8.0 | 21.0 | 7.7 | 40.0 | 44 | 80 | 8 | 3 | 08200 | 39.41 | 08200 | 48.01 | 08200 | 39.41 | 08200 | 48.01 |
| 8.5 | 26.0 | 8.2 | 50.0 | 54 | 94 | 10 | 3 | 08700 | 66.63 | 08700 | 75.95 | 08700 | 66.63 | 08700 | 75.95 |
| 9.0 | 26.0 | 8.7 | 50.0 | 54 | 94 | 10 | 3 | 09200 | 65.20 | 09200 | 73.80 | 09200 | 65.20 | 09200 | 73.80 |
| 9.5 | 26.0 | 9.2 | 50.0 | 54 | 94 | 10 | 3 | 09700 | 63.05 | 09700 | 72.36 | 09700 | 63.05 | 09700 | 72.36 |
| 10.0 | 26.0 | 9.7 | 50.0 | 54 | 94 | 10 | 3 | 10200 | 60.18 | 10200 | 70.21 | 10200 | 60.18 | 10200 | 70.21 |
| 10.5 | 31.0 | 10.1 | 60.0 | 64 | 109 | 12 | 3 | 10700 | 92.42 | 10700 | 102.46 | 10700 | 92.42 | 10700 | 102.46 |
| 11.0 | 31.0 | 10.6 | 60.0 | 64 | 109 | 12 | 3 | 11200 | 90.27 | 11200 | 99.59 | 11200 | 90.27 | 11200 | 99.59 |
| 11.5 | 31.0 | 11.1 | 60.0 | 64 | 109 | 12 | 3 | 11700 | 87.41 | 11700 | 97.44 | 11700 | 87.41 | 11700 | 97.44 |
| 12.0 | 31.0 | 11.6 | 60.0 | 64 | 109 | 12 | 3 | 12200 | 85.98 | 12200 | 99.59 | 12200 | 85.98 | 12200 | 99.59 |
| 12.5 | 36.0 | 12.1 | 70.0 | 74 | 119 | 14 | 3 | | | | | 12700 | 117.51 | 12700 | 131.12 |
| 13.0 | 36.0 | 12.6 | 70.0 | 74 | 119 | 14 | 3 | | | | | 13200 | 116.79 | 13200 | 130.40 |
| 13.5 | 36.0 | 13.1 | 70.0 | 74 | 119 | 14 | 3 | | | | | 13700 | 115.36 | 13700 | 129.68 |
| 14.0 | 36.0 | 13.6 | 70.0 | 74 | 119 | 14 | 3 | | | | | 14200 | 116.79 | 14200 | 135.41 |
| 14.5 | 41.0 | 14.0 | 80.0 | 84 | 132 | 16 | 3 | | | | | 14700 | 159.78 | 14700 | 178.41 |
| 15.0 | 41.0 | 14.5 | 80.0 | 84 | 132 | 16 | 3 | | | | | 15200 | 156.20 | 15200 | 174.82 |
| 15.5 | 41.0 | 15.0 | 80.0 | 84 | 132 | 16 | 3 | | | | | 15700 | 152.61 | 15700 | 171.24 |
| 16.0 | 41.0 | 15.5 | 80.0 | 84 | 132 | 16 | 3 | | | | | 16200 | 160.50 | 16200 | 181.99 |
| 16.5 | 47.0 | 16.0 | 90.0 | 94 | 142 | 18 | 3 | | | | | 16700 | 207.06 | 16700 | 229.28 |
| 17.0 | 47.0 | 16.5 | 90.0 | 94 | 142 | 18 | 3 | | | | | 17200 | 201.33 | 17200 | 223.55 |
| 17.5 | 47.0 | 17.0 | 90.0 | 94 | 142 | 18 | 3 | | | | | 17700 | 195.60 | 17700 | 217.82 |
| 18.0 | 47.0 | 17.5 | 90.0 | 94 | 142 | 18 | 3 | | | | | 18200 | 193.45 | 18200 | 217.09 |
| 18.5 | 52.0 | 18.0 | 100.0 | 104 | 154 | 20 | 3 | | | | | 18700 | 277.28 | 18700 | 301.65 |
| 19.0 | 52.0 | 18.5 | 100.0 | 104 | 154 | 20 | 3 | | | | | 19200 | 270.11 | 19200 | 293.76 |
| 19.5 | 52.0 | 19.0 | 100.0 | 104 | 154 | 20 | 3 | | | | | 19700 | 262.24 | 19700 | 285.88 |
| 20.0 | 52.0 | 19.5 | 100.0 | 104 | 154 | 20 | 3 | | | | | 20200 | 257.22 | 20200 | 287.31 |

| | | | | |
|---|---|---|---|---|
| P | | | | |
| M | | | | |
| K | | | | |
| N | ● | ● | ● | ● |
| S | | | | |
| H | | | | |
| O | | | | |

# **AluLine** – End milling cutter with corner radius

▲ With polished chip flutes

W | $\lambda_s$=45° $\gamma_s$= 7° | ZEFP

WNT \ Performance

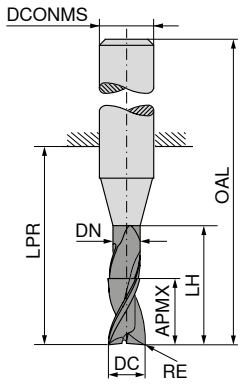

| | | | |
|---|---|---|---|
| | DLC DRAGONSKIN | | DLC DRAGONSKIN |
| Factory standard | Factory standard | Factory standard | Factory standard |
| HA | HA | HB | HB |

| DC h6 mm | RE ±0,05 mm | APMX mm | DN mm | LH mm | LPR mm | OAL mm | DCONMS h6 mm | ZEFP | 53 708 ... | £ | 53 710 ... | £ | 53 709 ... | £ | 53 711 ... | £ |
|---|---|---|---|---|---|---|---|---|---|---|---|---|---|---|---|---|
| 2 | 0.5 | 4.5 | 1.8 | 6 | 14 | 50 | 6 | 3 | 02105 | 25.79 | 02105 | 32.24 | 02105 | 25.79 | 02105 | 32.24 |
| 2 | 0.3 | 4.5 | 1.8 | 6 | 14 | 50 | 6 | 3 | 02103 | 25.79 | 02103 | 32.24 | 02103 | 25.79 | 02103 | 32.24 |
| 3 | 1.0 | 6.5 | 2.7 | 9 | 19 | 55 | 6 | 3 | 03110 | 26.51 | 03110 | 32.96 | 03110 | 26.51 | 03110 | 32.96 |
| 3 | 0.3 | 6.5 | 2.7 | 9 | 19 | 55 | 6 | 3 | 03103 | 26.51 | 03103 | 32.96 | 03103 | 26.51 | 03103 | 32.96 |
| 3 | 0.5 | 6.5 | 2.7 | 9 | 19 | 55 | 6 | 3 | 03105 | 26.51 | 03105 | 32.96 | 03105 | 26.51 | 03105 | 32.96 |
| 4 | 0.5 | 8.5 | 3.7 | 12 | 19 | 55 | 6 | 3 | 04105 | 27.94 | 04105 | 35.11 | 04105 | 27.94 | 04105 | 35.11 |
| 4 | 0.3 | 8.5 | 3.7 | 12 | 19 | 55 | 6 | 3 | 04103 | 27.94 | 04103 | 35.11 | 04103 | 27.94 | 04103 | 35.11 |
| 4 | 1.0 | 8.5 | 3.7 | 12 | 19 | 55 | 6 | 3 | 04110 | 27.94 | 04110 | 35.11 | 04110 | 27.94 | 04110 | 35.11 |
| 5 | 1.0 | 10.5 | 4.7 | 15 | 22 | 58 | 6 | 3 | 05110 | 31.53 | 05110 | 38.69 | 05110 | 31.53 | 05110 | 37.97 |
| 5 | 0.3 | 10.5 | 4.7 | 15 | 22 | 58 | 6 | 3 | 05103 | 31.53 | 05103 | 38.69 | 05103 | 31.53 | 05103 | 37.97 |
| 5 | 0.5 | 10.5 | 4.7 | 15 | 22 | 58 | 6 | 3 | 05105 | 31.53 | 05105 | 38.69 | 05105 | 31.53 | 05105 | 37.97 |
| 6 | 1.0 | 13.0 | 5.7 | 18 | 22 | 58 | 6 | 3 | 06110 | 31.53 | 06110 | 40.12 | 06110 | 31.53 | 06110 | 40.12 |
| 6 | 0.3 | 13.0 | 5.7 | 18 | 22 | 58 | 6 | 3 | 06103 | 31.53 | 06103 | 40.12 | 06103 | 31.53 | 06103 | 40.12 |
| 6 | 0.5 | 13.0 | 5.7 | 18 | 22 | 58 | 6 | 3 | 06105 | 31.53 | 06105 | 40.12 | 06105 | 31.53 | 06105 | 40.12 |
| 6 | 1.5 | 13.0 | 5.7 | 18 | 22 | 58 | 6 | 3 | 06115 | 31.53 | 06115 | 40.12 | 06115 | 31.53 | 06115 | 40.12 |
| 8 | 0.3 | 17.0 | 7.4 | 24 | 28 | 64 | 8 | 3 | 08103 | 35.11 | 08103 | 43.71 | 08103 | 35.11 | 08103 | 43.71 |
| 8 | 0.5 | 17.0 | 7.4 | 24 | 28 | 64 | 8 | 3 | 08105 | 35.11 | 08105 | 43.71 | 08105 | 35.11 | 08105 | 43.71 |
| 8 | 1.0 | 17.0 | 7.4 | 24 | 28 | 64 | 8 | 3 | 08110 | 35.11 | 08110 | 43.71 | 08110 | 35.11 | 08110 | 43.71 |
| 8 | 1.5 | 17.0 | 7.4 | 24 | 28 | 64 | 8 | 3 | 08115 | 35.11 | 08115 | 43.71 | 08115 | 35.11 | 08115 | 43.71 |
| 8 | 2.0 | 17.0 | 7.4 | 24 | 28 | 64 | 8 | 3 | 08120 | 35.11 | 08120 | 43.71 | 08120 | 35.11 | 08120 | 43.71 |
| 10 | 1.5 | 21.0 | 9.2 | 30 | 34 | 74 | 10 | 3 | 10115 | 53.74 | 10115 | 63.77 | 10115 | 53.74 | 10115 | 63.77 |
| 10 | 0.3 | 21.0 | 9.2 | 30 | 34 | 74 | 10 | 3 | 10103 | 53.74 | 10103 | 63.77 | 10103 | 53.74 | 10103 | 63.77 |
| 10 | 0.5 | 21.0 | 9.2 | 30 | 34 | 74 | 10 | 3 | 10105 | 53.74 | 10105 | 63.77 | 10105 | 53.74 | 10105 | 63.77 |
| 10 | 1.0 | 21.0 | 9.2 | 30 | 34 | 74 | 10 | 3 | 10110 | 53.74 | 10110 | 63.77 | 10110 | 53.74 | 10110 | 63.77 |
| 10 | 2.0 | 21.0 | 9.2 | 30 | 34 | 74 | 10 | 3 | 10120 | 53.74 | 10120 | 63.77 | 10120 | 53.74 | 10120 | 63.77 |
| 10 | 3.0 | 21.0 | 9.2 | 30 | 34 | 74 | 10 | 3 | 10130 | 53.74 | 10130 | 63.77 | 10130 | 53.74 | 10130 | 63.77 |
| 12 | 1.5 | 25.0 | 11.0 | 36 | 40 | 85 | 12 | 3 | 12115 | 75.95 | 12115 | 90.27 | 12115 | 75.95 | 12115 | 90.27 |
| 12 | 0.3 | 25.0 | 11.0 | 36 | 40 | 85 | 12 | 3 | 12103 | 75.95 | 12103 | 90.27 | 12103 | 75.95 | 12103 | 90.27 |
| 12 | 0.5 | 25.0 | 11.0 | 36 | 40 | 85 | 12 | 3 | 12105 | 75.95 | 12105 | 90.27 | 12105 | 75.95 | 12105 | 90.27 |
| 12 | 1.0 | 25.0 | 11.0 | 36 | 40 | 85 | 12 | 3 | 12110 | 75.95 | 12110 | 90.27 | 12110 | 75.95 | 12110 | 90.27 |
| 12 | 2.0 | 25.0 | 11.0 | 36 | 40 | 85 | 12 | 3 | 12120 | 75.95 | 12120 | 90.27 | 12120 | 75.95 | 12120 | 90.27 |
| 12 | 3.0 | 25.0 | 11.0 | 36 | 40 | 85 | 12 | 3 | 12130 | 75.95 | 12130 | 90.27 | 12130 | 75.95 | 12130 | 90.27 |
| 12 | 4.0 | 25.0 | 11.0 | 36 | 40 | 85 | 12 | 3 | 12140 | 75.95 | 12140 | 90.27 | 12140 | 75.95 | 12140 | 90.27 |
| 16 | 1.5 | 33.0 | 15.0 | 48 | 52 | 100 | 16 | 3 | | | | | 16115 | 122.53 | 16115 | 144.01 |
| 16 | 0.3 | 33.0 | 15.0 | 48 | 52 | 100 | 16 | 3 | | | | | 16103 | 122.53 | 16103 | 144.01 |
| 16 | 0.5 | 33.0 | 15.0 | 48 | 52 | 100 | 16 | 3 | | | | | 16105 | 122.53 | 16105 | 144.01 |
| 16 | 1.0 | 33.0 | 15.0 | 48 | 52 | 100 | 16 | 3 | | | | | 16110 | 122.53 | 16110 | 144.01 |
| 16 | 2.0 | 33.0 | 15.0 | 48 | 52 | 100 | 16 | 3 | | | | | 16120 | 122.53 | 16120 | 144.01 |
| 16 | 3.0 | 33.0 | 15.0 | 48 | 52 | 100 | 16 | 3 | | | | | 16130 | 122.53 | 16130 | 144.01 |
| 16 | 4.0 | 33.0 | 15.0 | 48 | 52 | 100 | 16 | 3 | | | | | 16140 | 122.53 | 16140 | 144.01 |
| 20 | 2.0 | 42.0 | 19.0 | 60 | 64 | 114 | 20 | 3 | | | | | 20120 | 192.74 | 20120 | 222.83 |
| 20 | 0.5 | 42.0 | 19.0 | 60 | 64 | 114 | 20 | 3 | | | | | 20105 | 192.74 | 20105 | 222.83 |
| 20 | 1.0 | 42.0 | 19.0 | 60 | 64 | 114 | 20 | 3 | | | | | 20110 | 192.74 | 20110 | 222.83 |
| 20 | 1.5 | 42.0 | 19.0 | 60 | 64 | 114 | 20 | 3 | | | | | 20115 | 192.74 | 20115 | 222.83 |
| 20 | 3.0 | 42.0 | 19.0 | 60 | 64 | 114 | 20 | 3 | | | | | 20130 | 192.74 | 20130 | 222.83 |
| 20 | 4.0 | 42.0 | 19.0 | 60 | 64 | 114 | 20 | 3 | | | | | 20140 | 192.74 | 20140 | 222.83 |

| | | | | |
|---|---|---|---|---|
| P | | | | |
| M | | | | |
| K | | | | |
| N | ● | ● | ● | ● |
| S | | | | |
| H | | | | |
| O | | | | |

Customer Service Centre
Freephone: 0800 073 2 073 / Freefax: 0800 073 2 074

Ordering via the Online Shop
http://cuttingtools.ceratizit.com

## AluLine – NC deburring cutter

W | $\lambda_s$=0° $\gamma_s$=8°

WNT \ Performance

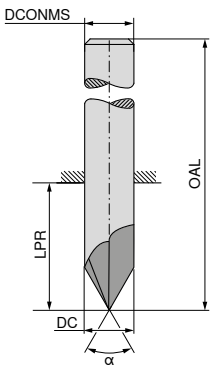

| DC h6 mm | OAL mm | LPR mm | DCONMS h6 mm | ZEFP | α = 60° Factory standard HA 53 666 ... | £ | α = 60° Factory standard HB 53 667 ... | £ | α = 60° Factory standard HA 53 662 ... | £ | α = 60° Factory standard HB 53 663 ... | £ |
|---|---|---|---|---|---|---|---|---|---|---|---|---|
| 4 | 50 | 22 | 4 | 4 | 04000 | 19.73 | | | 04000 | 23.11 | | |
| 6 | 55 | 19 | 6 | 4 | 06000 | 22.02 | 06000 | 22.02 | 06000 | 25.40 | 06000 | 25.40 |
| 8 | 58 | 22 | 8 | 4 | 08000 | 25.73 | 08000 | 25.73 | 08000 | 29.54 | 08000 | 29.54 |
| 10 | 60 | 20 | 10 | 4 | 10000 | 36.34 | 10000 | 36.34 | 10000 | 40.92 | 10000 | 40.92 |
| 12 | 70 | 25 | 12 | 4 | 12000 | 40.92 | 12000 | 40.92 | 12000 | 46.15 | 12000 | 46.15 |
| 16 | 80 | 32 | 16 | 4 | 16000 | 68.15 | 16000 | 68.15 | 16000 | 75.21 | 16000 | 75.21 |

| | | | | |
|---|---|---|---|---|
| P | | | | |
| M | | | | |
| K | | | | |
| N | ● | ● | ● | ● |
| S | | | | |
| H | | | | |
| O | ● | ● | ● | ● |

## AluLine – NC deburring cutter

W | $\lambda_s$=0° $\gamma_s$=8°

WNT \ Performance

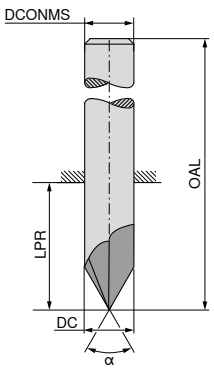





| DC h6 mm | OAL mm | LPR mm | DCONMS h6 mm | ZEFP | α = 60° Factory standard HA 53 664 ... | £ | α = 90° Factory standard HB 53 665 ... | £ | α = 90° Factory standard HA 53 660 ... | £ | α = 90° Factory standard HB 53 661 ... | £ |
|---|---|---|---|---|---|---|---|---|---|---|---|---|
| 4 | 50 | 22 | 4 | 4 | 04000 | 19.73 | | | 04000 | 23.11 | | |
| 6 | 55 | 19 | 6 | 4 | 06000 | 22.02 | 06000 | 22.02 | 06000 | 25.40 | 06000 | 25.40 |
| 8 | 58 | 22 | 8 | 4 | 08000 | 25.73 | 08000 | 25.73 | 08000 | 29.54 | 08000 | 29.54 |
| 10 | 60 | 20 | 10 | 4 | 10000 | 36.34 | 10000 | 36.34 | 10000 | 40.92 | 10000 | 40.92 |
| 12 | 70 | 25 | 12 | 4 | 12000 | 40.92 | 12000 | 40.92 | 12000 | 46.15 | 12000 | 46.15 |
| 16 | 80 | 32 | 16 | 4 | 16000 | 68.15 | 16000 | 68.15 | 16000 | 75.21 | 16000 | 75.21 |

| | | | | |
|---|---|---|---|---|
| P | | | | |
| M | | | | |
| K | | | | |
| N | ● | ● | ● | ● |
| S | | | | |
| H | | | | |
| O | ● | ● | ● | ● |

## CircularLine

Universal tool with 5 or 6 flutes for smooth operation and high material removal rate

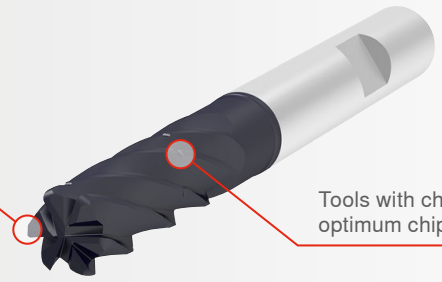

Tools with chip breakers for optimum chip removal

DRAGONSKIN

## CircularLine – End milling cutter

- Chip breaker 0.9 x DC
- Cutting depth: 5 x DC

CCR UNI | $\lambda_s$ = 35° 36° | $\gamma_s$ = 9° | ZEFP | HPC | DPX72S

WNT \ Performance

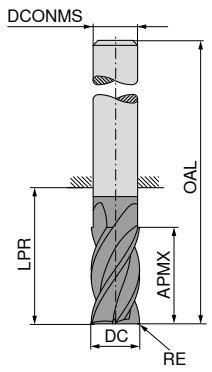

Factory standard

HB

| DC e8 mm | RE ±0,05 mm | APMX mm | LPR mm | OAL mm | DCONMS h6 mm | ZEFP | 53 593 ... | £ |
|---|---|---|---|---|---|---|---|---|
| 6 | 0.2 | 31 | 39 | 75 | 6 | 5 | 06402 | 54.39 |
| 6 | 1.0 | 31 | 39 | 75 | 6 | 5 | 06410 | 54.39 |
| 6 | 1.5 | 31 | 39 | 75 | 6 | 5 | 06415 | 54.39 |
| 8 | 0.2 | 41 | 49 | 85 | 8 | 5 | 08402 | 62.69 |
| 8 | 1.0 | 41 | 49 | 85 | 8 | 5 | 08410 | 62.69 |
| 8 | 1.5 | 41 | 49 | 85 | 8 | 5 | 08415 | 62.69 |
| 8 | 2.0 | 41 | 49 | 85 | 8 | 5 | 08420 | 62.69 |
| 10 | 0.2 | 51 | 60 | 100 | 10 | 5 | 10402 | 86.56 |
| 10 | 1.0 | 51 | 60 | 100 | 10 | 5 | 10410 | 86.56 |
| 10 | 1.5 | 51 | 60 | 100 | 10 | 5 | 10415 | 86.56 |
| 10 | 1.6 | 51 | 60 | 100 | 10 | 5 | 10416 | 86.56 |
| 10 | 2.0 | 51 | 60 | 100 | 10 | 5 | 10420 | 86.56 |
| 12 | 0.2 | 61 | 70 | 115 | 12 | 5 | 12402 | 107.30 |
| 12 | 1.0 | 61 | 70 | 115 | 12 | 5 | 12410 | 107.30 |
| 12 | 1.5 | 61 | 70 | 115 | 12 | 5 | 12415 | 107.30 |
| 12 | 1.6 | 61 | 70 | 115 | 12 | 5 | 12416 | 107.30 |
| 12 | 2.0 | 61 | 70 | 115 | 12 | 5 | 12420 | 107.30 |
| 12 | 3.0 | 61 | 70 | 115 | 12 | 5 | 12430 | 107.30 |
| 14 | 0.2 | 71 | 81 | 126 | 14 | 5 | 14402 | 107.30 |
| 14 | 1.0 | 71 | 81 | 126 | 14 | 5 | 14410 | 220.40 |
| 14 | 1.5 | 71 | 81 | 126 | 14 | 5 | 14415 | 220.40 |
| 14 | 1.6 | 71 | 81 | 126 | 14 | 5 | 14416 | 220.40 |
| 14 | 2.0 | 71 | 81 | 126 | 14 | 5 | 14420 | 220.40 |
| 14 | 3.0 | 71 | 81 | 126 | 14 | 5 | 14430 | 220.40 |
| 16 | 0.2 | 81 | 92 | 140 | 16 | 5 | 16402 | 218.04 |
| 16 | 1.0 | 81 | 92 | 140 | 16 | 5 | 16410 | 218.04 |
| 16 | 1.5 | 81 | 92 | 140 | 16 | 5 | 16415 | 218.04 |
| 16 | 1.6 | 81 | 92 | 140 | 16 | 5 | 16416 | 218.04 |
| 16 | 2.0 | 81 | 92 | 140 | 16 | 5 | 16420 | 218.04 |
| 16 | 3.0 | 81 | 92 | 140 | 16 | 5 | 16430 | 218.04 |
| 16 | 4.0 | 81 | 92 | 140 | 16 | 5 | 16440 | 218.04 |
| 18 | 0.2 | 91 | 102 | 150 | 18 | 5 | 18402 | 249.35 |
| 18 | 1.0 | 91 | 102 | 150 | 18 | 5 | 18410 | 249.35 |
| 18 | 1.5 | 91 | 102 | 150 | 18 | 5 | 18415 | 249.35 |
| 18 | 1.6 | 91 | 102 | 150 | 18 | 5 | 18416 | 249.35 |
| 18 | 2.0 | 91 | 102 | 150 | 18 | 5 | 18420 | 249.35 |
| 18 | 3.0 | 91 | 102 | 150 | 18 | 5 | 18430 | 249.35 |
| 18 | 4.0 | 91 | 102 | 150 | 18 | 5 | 18440 | 249.35 |
| 20 | 0.2 | 102 | 113 | 163 | 20 | 5 | 20402 | 301.09 |
| 20 | 1.0 | 102 | 113 | 163 | 20 | 5 | 20410 | 301.09 |
| 20 | 1.5 | 102 | 113 | 163 | 20 | 5 | 20415 | 301.09 |
| 20 | 1.6 | 102 | 113 | 163 | 20 | 5 | 20416 | 301.09 |
| 20 | 2.0 | 102 | 113 | 163 | 20 | 5 | 20420 | 301.09 |
| 20 | 3.0 | 102 | 113 | 163 | 20 | 5 | 20430 | 301.09 |
| 20 | 4.0 | 102 | 113 | 163 | 20 | 5 | 20440 | 301.09 |

| | |
|---|---|
| P | ● |
| M | ○ |
| K | ● |
| N | |
| S | ○ |
| H | |
| O | |

## CircularLine – End milling cutter

- Chip breaker 0.9 x DC
- Cutting depth: 3 x DC

CCR UNI | $\lambda_s$ = 30° 31° | $\gamma_s$ = 8° | ZEFP | HPC | DPX72S

WNT \ Performance

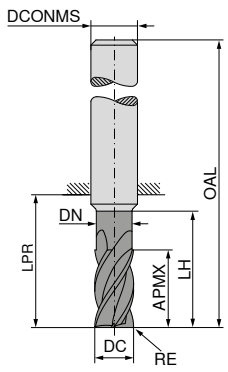

Factory standard

HB

| DC e8 mm | RE ±0,05 mm | APMX mm | DN mm | LH mm | LPR mm | OAL mm | DCONMS h6 mm | ZEFP | 53 642 ... | £ |
|---|---|---|---|---|---|---|---|---|---|---|
| 6 | 0.2 | 19 | 5.8 | 25 | 27 | 63 | 6 | 6 | 06202 | 35.91 |
| 6 | 1.0 | 19 | 5.8 | 25 | 27 | 63 | 6 | 6 | 06210 | 36.67 |
| 6 | 1.5 | 19 | 5.8 | 25 | 27 | 63 | 6 | 6 | 06215 | 36.67 |
| 8 | 0.2 | 25 | 7.7 | 33 | 35 | 71 | 8 | 6 | 08202 | 46.59 |
| 8 | 1.0 | 25 | 7.7 | 33 | 35 | 71 | 8 | 6 | 08210 | 48.13 |
| 8 | 1.5 | 25 | 7.7 | 33 | 35 | 71 | 8 | 6 | 08215 | 48.13 |
| 8 | 2.0 | 25 | 7.7 | 33 | 35 | 71 | 8 | 6 | 08220 | 48.13 |
| 10 | 0.2 | 31 | 9.7 | 41 | 43 | 83 | 10 | 6 | 10202 | 65.69 |
| 10 | 1.0 | 31 | 9.7 | 41 | 43 | 83 | 10 | 6 | 10210 | 67.21 |
| 10 | 1.5 | 31 | 9.7 | 41 | 43 | 83 | 10 | 6 | 10215 | 67.21 |
| 10 | 1.6 | 31 | 9.7 | 41 | 43 | 83 | 10 | 6 | 10216 | 67.21 |
| 10 | 2.0 | 31 | 9.7 | 41 | 43 | 83 | 10 | 6 | 10220 | 67.21 |
| 12 | 0.2 | 37 | 11.6 | 47 | 49 | 94 | 12 | 6 | 12202 | 77.15 |
| 12 | 1.0 | 37 | 11.6 | 47 | 49 | 94 | 12 | 6 | 12210 | 79.44 |
| 12 | 1.5 | 37 | 11.6 | 47 | 49 | 94 | 12 | 6 | 12215 | 79.44 |
| 12 | 1.6 | 37 | 11.6 | 47 | 49 | 94 | 12 | 6 | 12216 | 79.44 |
| 12 | 2.0 | 37 | 11.6 | 47 | 49 | 94 | 12 | 6 | 12220 | 79.44 |
| 12 | 3.0 | 37 | 11.6 | 47 | 49 | 94 | 12 | 6 | 12230 | 79.44 |
| 16 | 0.2 | 49 | 15.5 | 61 | 63 | 111 | 16 | 6 | 16202 | 159.65 |
| 16 | 1.0 | 49 | 15.5 | 61 | 63 | 111 | 16 | 6 | 16210 | 161.17 |
| 16 | 1.5 | 49 | 15.5 | 61 | 63 | 111 | 16 | 6 | 16215 | 161.17 |
| 16 | 1.6 | 49 | 15.5 | 61 | 63 | 111 | 16 | 6 | 16216 | 161.17 |
| 16 | 2.0 | 49 | 15.5 | 61 | 63 | 111 | 16 | 6 | 16220 | 161.17 |
| 16 | 3.0 | 49 | 15.5 | 61 | 63 | 111 | 16 | 6 | 16230 | 161.17 |
| 16 | 4.0 | 49 | 15.5 | 61 | 63 | 111 | 16 | 6 | 16240 | 161.17 |
| 20 | 0.2 | 61 | 19.5 | 75 | 77 | 127 | 20 | 6 | 20202 | 223.81 |
| 20 | 1.0 | 61 | 19.5 | 75 | 77 | 127 | 20 | 6 | 20210 | 226.08 |
| 20 | 1.5 | 61 | 19.5 | 75 | 77 | 127 | 20 | 6 | 20215 | 226.08 |
| 20 | 1.6 | 61 | 19.5 | 75 | 77 | 127 | 20 | 6 | 20216 | 226.08 |
| 20 | 2.0 | 61 | 19.5 | 75 | 77 | 127 | 20 | 6 | 20220 | 226.08 |
| 20 | 3.0 | 61 | 19.5 | 75 | 77 | 127 | 20 | 6 | 20230 | 226.08 |
| 20 | 4.0 | 61 | 19.5 | 75 | 77 | 127 | 20 | 6 | 20240 | 226.08 |

| | |
|---|---|
| P | ● |
| M | ○ |
| K | ● |
| N | |
| S | ○ |
| H | |
| O | |

## Trochoidal milling

When programming the various CAM systems different information is required.

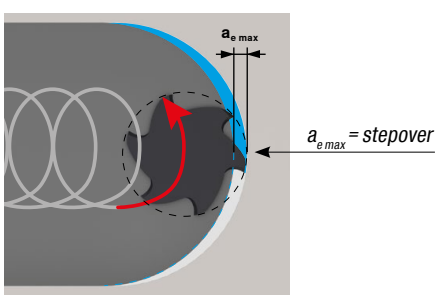


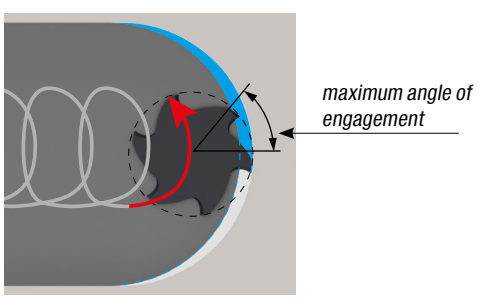


### Features & benefits of trochoidal milling

- reduced tool wear
- higher material removal rate than HPC machining possible
- spindle and machine-friendly
- suitable for low-power machines
- suitable for thin-walled components and unstable workpiece clamping

### Calculation of the average chip thickness

$$h_m \approx f_z \sqrt{\frac{a_e}{DC}}$$

$$f_z \approx h_m \sqrt{\frac{DC}{a_e}}$$

$a_{e\,max}$ = maximum lateral infeed (depending on the material to be machined)
$f_z$ = maximum feed per tooth
$h_m$ = average chip thickness
DC = tool diameter



Customer Service Centre
Freephone: 0800 073 2 073 / Freefax: 0800 073 2 074

Ordering via the Online Shop
http://cuttingtools.ceratizit.com

## CircularLine – End milling cutter

- Chip breaker 0.9 x DC
- 53 585 ... Cutting depth: 2 x DC
- 53 587 ... Cutting depth: 3 x DC

CCR UNI | $\lambda_s$=30° 31° | $\gamma_s$= 8° | ZEFP | HPC | DPX72S | DRAGONSKIN

WNT \ Performance

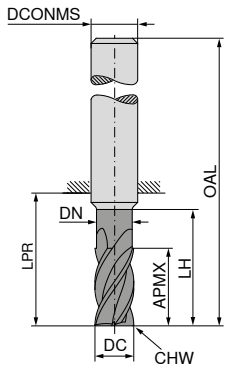

Factory standard

HB

| DC e8 mm | OAL mm | APMX mm | DN mm | LH mm | LPR mm | DCONMS h6 mm | CHW mm | ZEFP |
|---|---|---|---|---|---|---|---|---|
| 6 | 57 | 13 | 5.8 | 19 | 21 | 6 | 0.2 | 6 |
| 6 | 63 | 19 | 5.8 | 25 | 27 | 6 | 0.2 | 6 |
| 8 | 63 | 21 | 7.7 | 25 | 27 | 8 | 0.2 | 6 |
| 8 | 71 | 25 | 7.7 | 33 | 35 | 8 | 0.2 | 6 |
| 10 | 72 | 22 | 9.7 | 30 | 32 | 10 | 0.2 | 6 |
| 10 | 83 | 31 | 9.7 | 41 | 43 | 10 | 0.2 | 6 |
| 12 | 83 | 26 | 11.6 | 36 | 38 | 12 | 0.2 | 6 |
| 12 | 94 | 37 | 11.6 | 47 | 49 | 12 | 0.2 | 6 |
| 16 | 92 | 36 | 15.5 | 42 | 44 | 16 | 0.2 | 6 |
| 16 | 111 | 49 | 15.5 | 61 | 63 | 16 | 0.2 | 6 |
| 20 | 104 | 41 | 19.5 | 52 | 54 | 20 | 0.2 | 6 |
| 20 | 127 | 61 | 19.5 | 75 | 77 | 20 | 0.2 | 6 |

| 53 585 ... | £ |
|---|---|
| 060 | 36.63 |
| 080 | 47.77 |
| 100 | 61.37 |
| 120 | 78.92 |
| 160 | 157.43 |
| 200 | 226.34 |

| 53 587 ... | £ |
|---|---|
| 060 | 35.91 |
| 080 | 46.59 |
| 100 | 65.69 |
| 120 | 77.15 |
| 160 | 159.65 |
| 200 | 223.81 |

| | 53 585 ... | 53 587 ... |
|---|---|---|
| P | ● | ● |
| M | ○ | ○ |
| K | ● | ● |
| N | | |
| S | ○ | ○ |
| H | | |
| O | | |

## CircularLine – End milling cutter

- Chip breaker 0.9 x DC
- Cutting depth: 2 x DC

CCR UNI | $\lambda_s$=30° 31° | $\gamma_s$= 8° | ZEFP | HPC | DPX72S | DRAGONSKIN

WNT \ Performance

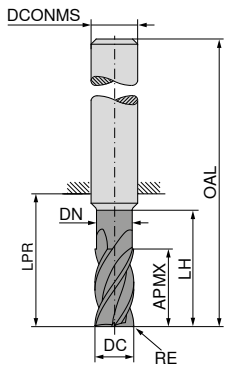

Factory standard

HB

| DC e8 mm | OAL mm | RE ±0,05 mm | APMX mm | DN mm | LH mm | LPR mm | DCONMS h6 mm | ZEFP |
|---|---|---|---|---|---|---|---|---|
| 6 | 57 | 1.0 | 13 | 5.8 | 19 | 21 | 6 | 6 |
| 6 | 57 | 0.2 | 13 | 5.8 | 19 | 21 | 6 | 6 |
| 6 | 57 | 1.5 | 13 | 5.8 | 19 | 21 | 6 | 6 |
| 8 | 63 | 1.5 | 21 | 7.7 | 25 | 27 | 8 | 6 |
| 8 | 63 | 0.2 | 21 | 7.7 | 25 | 27 | 8 | 6 |
| 8 | 63 | 1.0 | 21 | 7.7 | 25 | 27 | 8 | 6 |
| 8 | 63 | 2.0 | 21 | 7.7 | 25 | 27 | 8 | 6 |
| 10 | 72 | 1.5 | 22 | 9.7 | 30 | 32 | 10 | 6 |
| 10 | 72 | 0.2 | 22 | 9.7 | 30 | 32 | 10 | 6 |
| 10 | 72 | 1.0 | 22 | 9.7 | 30 | 32 | 10 | 6 |
| 10 | 72 | 1.6 | 22 | 9.7 | 30 | 32 | 10 | 6 |
| 10 | 72 | 2.0 | 22 | 9.7 | 30 | 32 | 10 | 6 |
| 12 | 83 | 1.5 | 26 | 11.6 | 36 | 38 | 12 | 6 |
| 12 | 83 | 0.2 | 26 | 11.6 | 36 | 38 | 12 | 6 |
| 12 | 83 | 1.0 | 26 | 11.6 | 36 | 38 | 12 | 6 |
| 12 | 83 | 1.6 | 26 | 11.6 | 36 | 38 | 12 | 6 |
| 12 | 83 | 2.0 | 26 | 11.6 | 36 | 38 | 12 | 6 |
| 12 | 83 | 3.0 | 26 | 11.6 | 36 | 38 | 12 | 6 |
| 16 | 92 | 4.0 | 36 | 15.5 | 42 | 44 | 16 | 6 |
| 16 | 92 | 0.2 | 36 | 15.5 | 42 | 44 | 16 | 6 |
| 16 | 92 | 1.0 | 36 | 15.5 | 42 | 44 | 16 | 6 |
| 16 | 92 | 1.5 | 36 | 15.5 | 42 | 44 | 16 | 6 |
| 16 | 92 | 1.6 | 36 | 15.5 | 42 | 44 | 16 | 6 |
| 16 | 92 | 2.0 | 36 | 15.5 | 42 | 44 | 16 | 6 |
| 16 | 92 | 3.0 | 36 | 15.5 | 42 | 44 | 16 | 6 |
| 20 | 104 | 1.6 | 41 | 19.5 | 52 | 54 | 20 | 6 |
| 20 | 104 | 0.2 | 41 | 19.5 | 52 | 54 | 20 | 6 |
| 20 | 104 | 1.0 | 41 | 19.5 | 52 | 54 | 20 | 6 |
| 20 | 104 | 1.5 | 41 | 19.5 | 52 | 54 | 20 | 6 |
| 20 | 104 | 2.0 | 41 | 19.5 | 52 | 54 | 20 | 6 |
| 20 | 104 | 3.0 | 41 | 19.5 | 52 | 54 | 20 | 6 |
| 20 | 104 | 4.0 | 41 | 19.5 | 52 | 54 | 20 | 6 |

| 53 586 ... | £ |
|---|---|
| 06010 | 36.83 |
| 06002 | 36.63 |
| 06015 | 36.83 |
| 08015 | 48.91 |
| 08002 | 47.77 |
| 08010 | 48.91 |
| 08020 | 48.91 |
| 10015 | 63.06 |
| 10002 | 61.37 |
| 10010 | 63.06 |
| 10016 | 63.06 |
| 10020 | 63.06 |
| 12015 | 79.29 |
| 12002 | 78.92 |
| 12010 | 79.29 |
| 12016 | 79.29 |
| 12020 | 79.29 |
| 12030 | 79.29 |
| 16040 | 164.05 |
| 16002 | 157.43 |
| 16010 | 169.74 |
| 16015 | 164.05 |
| 16016 | 164.05 |
| 16020 | 164.05 |
| 16030 | 164.05 |
| 20016 | 228.63 |
| 20002 | 226.34 |
| 20010 | 228.63 |
| 20015 | 228.63 |
| 20020 | 228.63 |
| 20030 | 228.63 |
| 20040 | 228.63 |

| | 53 586 ... |
|---|---|
| P | ● |
| M | ○ |
| K | ● |
| N | |
| S | ○ |
| H | |
| O | |

## CircularLine – End milling cutter

- Chip breaker 0,9 x DC
- Cutting depth: 4 x DC

CCR UNI | $\lambda_s$=35° 36° | $\gamma_s$= 8° | ZEFP | HPC | DPX72S | DRAGONSKIN

WNT \ Performance

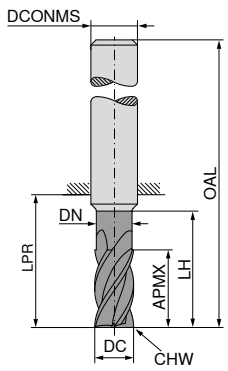

Factory standard

HB

| DC e8 mm | OAL mm | APMX mm | DN mm | LH mm | LPR mm | DCONMS h6 mm | CHW mm | ZEFP |
|---|---|---|---|---|---|---|---|---|
| 6 | 67 | 25 | 5.8 | 29 | 31 | 6 | 0.2 | 5 |
| 8 | 76 | 33 | 7.7 | 38 | 40 | 8 | 0.2 | 5 |
| 10 | 89 | 41 | 9.7 | 47 | 49 | 10 | 0.2 | 5 |
| 12 | 102 | 49 | 11.6 | 55 | 57 | 12 | 0.2 | 5 |
| 16 | 123 | 65 | 15.5 | 73 | 75 | 16 | 0.2 | 5 |
| 20 | 143 | 82 | 19.5 | 91 | 93 | 20 | 0.2 | 5 |

| 53 589 ... | £ |
|---|---|
| 060 | 37.43 |
| 080 | 48.13 |
| 100 | 66.46 |
| 120 | 80.96 |
| 160 | 162.70 |
| 200 | 229.15 |

| | 53 589 ... |
|---|---|
| P | ● |
| M | ○ |
| K | ● |
| N | |
| S | ○ |
| H | |
| O | |

## CircularLine – End milling cutter

- Chip breaker 0.9 x DC
- Cutting depth: 4 x DC

CCR UNI | $\lambda_s$=35° 36° | $\gamma_s$= 9° | ZEFP | HPC | DPX72S | DRAGONSKIN

WNT \ Performance

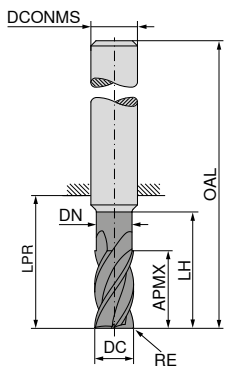

Factory standard

HB

| DC e8 mm | OAL mm | RE ±0,05 mm | APMX mm | DN mm | LH mm | LPR mm | DCONMS h6 mm | ZEFP |
|---|---|---|---|---|---|---|---|---|
| 6 | 67 | 1.5 | 25 | 5.8 | 29 | 31 | 6 | 5 |
| 6 | 67 | 1.0 | 25 | 5.8 | 29 | 31 | 6 | 5 |
| 6 | 67 | 0.2 | 25 | 5.8 | 29 | 31 | 6 | 5 |
| 8 | 76 | 1.5 | 33 | 7.7 | 38 | 40 | 8 | 5 |
| 8 | 76 | 1.0 | 33 | 7.7 | 38 | 40 | 8 | 5 |
| 8 | 76 | 2.0 | 33 | 7.7 | 38 | 40 | 8 | 5 |
| 8 | 76 | 0.2 | 33 | 7.7 | 38 | 40 | 8 | 5 |
| 10 | 89 | 1.5 | 41 | 9.7 | 47 | 49 | 10 | 5 |
| 10 | 89 | 1.0 | 41 | 9.7 | 47 | 49 | 10 | 5 |
| 10 | 89 | 1.6 | 41 | 9.7 | 47 | 49 | 10 | 5 |
| 10 | 89 | 2.0 | 41 | 9.7 | 47 | 49 | 10 | 5 |
| 10 | 89 | 0.2 | 41 | 9.7 | 47 | 49 | 10 | 5 |
| 12 | 102 | 1.0 | 49 | 11.6 | 55 | 57 | 12 | 5 |
| 12 | 102 | 1.5 | 49 | 11.6 | 55 | 57 | 12 | 5 |
| 12 | 102 | 1.6 | 49 | 11.6 | 55 | 57 | 12 | 5 |
| 12 | 102 | 2.0 | 49 | 11.6 | 55 | 57 | 12 | 5 |
| 12 | 102 | 3.0 | 49 | 11.6 | 55 | 57 | 12 | 5 |
| 12 | 102 | 0.2 | 49 | 11.6 | 55 | 57 | 12 | 5 |
| 16 | 123 | 1.6 | 65 | 15.5 | 73 | 75 | 16 | 5 |
| 16 | 123 | 1.0 | 65 | 15.5 | 73 | 75 | 16 | 5 |
| 16 | 123 | 1.5 | 65 | 15.5 | 73 | 75 | 16 | 5 |
| 16 | 123 | 2.0 | 65 | 15.5 | 73 | 75 | 16 | 5 |
| 16 | 123 | 3.0 | 65 | 15.5 | 73 | 75 | 16 | 5 |
| 16 | 123 | 4.0 | 65 | 15.5 | 73 | 75 | 16 | 5 |
| 16 | 123 | 0.2 | 65 | 15.5 | 73 | 75 | 16 | 5 |
| 20 | 143 | 2.0 | 82 | 19.5 | 91 | 93 | 20 | 5 |
| 20 | 143 | 1.0 | 82 | 19.5 | 91 | 93 | 20 | 5 |
| 20 | 143 | 1.5 | 82 | 19.5 | 91 | 93 | 20 | 5 |
| 20 | 143 | 1.6 | 82 | 19.5 | 91 | 93 | 20 | 5 |
| 20 | 143 | 3.0 | 82 | 19.5 | 91 | 93 | 20 | 5 |
| 20 | 143 | 4.0 | 82 | 19.5 | 91 | 93 | 20 | 5 |
| 20 | 143 | 0.2 | 82 | 19.5 | 91 | 93 | 20 | 5 |

| 53 593 ... | £ |
|---|---|
| 06015 | 38.19 |
| 06010 | 38.19 |
| 06002 | 37.43 |
| 08015 | 48.89 |
| 08010 | 48.89 |
| 08020 | 48.89 |
| 08002 | 48.13 |
| 10015 | 67.98 |
| 10010 | 67.98 |
| 10016 | 67.98 |
| 10020 | 67.98 |
| 10002 | 66.46 |
| 12010 | 83.26 |
| 12015 | 83.26 |
| 12016 | 83.26 |
| 12020 | 83.26 |
| 12030 | 83.26 |
| 12002 | 80.96 |
| 16016 | 165.75 |
| 16010 | 165.75 |
| 16015 | 165.75 |
| 16020 | 165.75 |
| 16030 | 165.75 |
| 16040 | 165.75 |
| 16002 | 162.70 |
| 20020 | 232.97 |
| 20010 | 232.97 |
| 20015 | 232.97 |
| 20016 | 232.97 |
| 20030 | 232.97 |
| 20040 | 232.97 |
| 20002 | 229.15 |

| | 53 593 ... |
|---|---|
| P | ● |
| M | ○ |
| K | ● |
| N | |
| S | ○ |
| H | |
| O | |



# IT PAYS DIVIDENDS!

Solid carbide milling cutters at great prices



## End milling cutter

N | $\lambda_s$=35° 38° | $\gamma_s$= 9° | ZEFP | HPC

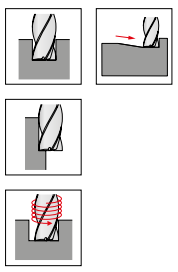

WNT \ Standard

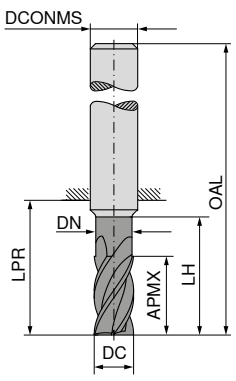


| DC h10 mm | APMX mm | DN mm | LH mm | LPR mm | OAL mm | DCONMS h6 mm | ZEFP | NEW Ti1000 | | NEW Ti1000 | | NEW Ti1000 | |
|---|---|---|---|---|---|---|---|---|---|---|---|---|---|
| | | | | | | | | | | | | | |
| | | | | | | | | ≈DIN 6527 | | ≈DIN 6527 | | ≈DIN 6527 | |
| | | | | | | | | HB | | HB | | HB | |
| | | | | | | | | 54 070 ... | £ | 54 070 ... | £ | 54 070 ... | £ |
| 3 | 5 | | | 14 | 50 | 6 | 4 | 03100 | 13.00 | | | | |
| 3 | 8 | 2.8 | 13 | 21 | 57 | 6 | 4 | | | 03200 | 13.00 | | |
| 3 | 8 | 2.8 | 15 | 22 | 69 | 6 | 4 | | | | | 03400 | 19.00 |
| 4 | 8 | | | 18 | 54 | 6 | 4 | 04100 | 13.00 | | | | |
| 4 | 11 | 3.8 | 17 | 21 | 57 | 6 | 4 | | | 04200 | 13.00 | | |
| 4 | 11 | 3.8 | 20 | 26 | 69 | 6 | 4 | | | | | 04400 | 19.00 |
| 5 | 9 | | | 18 | 54 | 6 | 4 | 05100 | 13.00 | | | | |
| 5 | 13 | 4.8 | 19 | 21 | 57 | 6 | 4 | | | 05200 | 13.00 | | |
| 5 | 13 | 4.8 | 25 | 34 | 69 | 6 | 4 | | | | | 05400 | 21.00 |
| 6 | 10 | | | 18 | 54 | 6 | 4 | 06100 | 13.00 | | | | |
| 6 | 13 | 5.8 | 19 | 21 | 57 | 6 | 4 | | | 06200 | 16.00 | | |
| 6 | 13 | 5.8 | 30 | 34 | 69 | 6 | 4 | | | | | 06400 | 24.00 |
| 8 | 12 | | | 22 | 58 | 8 | 4 | 08100 | 19.00 | | | | |
| 8 | 21 | 7.7 | 25 | 27 | 63 | 8 | 4 | | | 08200 | 20.00 | | |
| 8 | 17 | 7.7 | 40 | 44 | 79 | 8 | 4 | | | | | 08400 | 30.00 |
| 10 | 14 | | | 26 | 66 | 10 | 4 | 10100 | 24.00 | | | | |
| 10 | 22 | 9.7 | 30 | 32 | 72 | 10 | 4 | | | 10200 | 27.00 | | |
| 10 | 21 | 9.7 | 50 | 54 | 93 | 10 | 4 | | | | | 10400 | 42.00 |
| 12 | 16 | | | 28 | 73 | 12 | 4 | 12100 | 35.00 | | | | |
| 12 | 26 | 11.6 | 36 | 38 | 83 | 12 | 4 | | | 12200 | 42.00 | | |
| 12 | 25 | 11.6 | 60 | 64 | 108 | 12 | 4 | | | | | 12400 | 52.00 |
| 16 | 22 | | | 34 | 82 | 16 | 4 | 16100 | 61.00 | | | | |
| 16 | 32 | 15.5 | 42 | 44 | 92 | 16 | 4 | | | 16200 | 65.00 | | |
| 16 | 33 | 15.5 | 80 | 84 | 132 | 16 | 4 | | | | | 16400 | 97.00 |
| 20 | 26 | | | 42 | 92 | 20 | 4 | 20100 | 91.00 | | | | |
| 20 | 41 | 19.5 | 52 | 54 | 104 | 20 | 4 | | | 20200 | 98.00 | | |
| 20 | 42 | 19.5 | 100 | 104 | 154 | 20 | 4 | | | | | 20400 | 133.00 |
| P | | | | | | | | ● | | ● | | ● | |
| M | | | | | | | | ● | | ● | | ○ | |
| K | | | | | | | | ● | | ● | | ● | |
| N | | | | | | | | ○ | | ○ | | | |
| S | | | | | | | | ○ | | ○ | | | |
| H | | | | | | | | | | | | | |
| O | | | | | | | | | | | | | |



Customer Service Centre
Freephone: 0800 073 2 073 / Freefax: 0800 073 2 074

Ordering via the Online Shop
http://cuttingtools.ceratizit.com

## End milling cutter

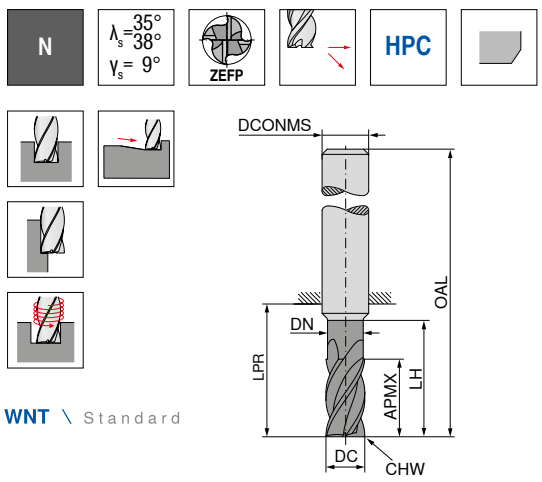


WNT \ Standard




| DC h10 mm | APMX mm | DN mm | LH mm | LPR mm | OAL mm | DCONMS h6 mm | CHW mm | ZEFP | 54 071 ... | £ | 54 071 ... | £ | 54 071 ... | £ |
|---|---|---|---|---|---|---|---|---|---|---|---|---|---|---|
| 3 | 5 | | | 14 | 50 | 6 | 0.1 | 4 | 03100 | 13.00 | | | | |
| 3 | 8 | 2.8 | 13 | 21 | 57 | 6 | 0.1 | 4 | | | 03200 | 13.00 | | |
| 3 | 8 | 2.8 | 15 | 22 | 69 | 6 | 0.1 | 4 | | | | | 03400 | 19.00 |
| 4 | 8 | | | 18 | 54 | 6 | 0.1 | 4 | 04100 | 13.00 | | | | |
| 4 | 11 | 3.8 | 17 | 21 | 57 | 6 | 0.1 | 4 | | | 04200 | 13.00 | | |
| 4 | 11 | 3.8 | 20 | 26 | 69 | 6 | 0.1 | 4 | | | | | 04400 | 19.00 |
| 5 | 9 | | | 18 | 54 | 6 | 0.1 | 4 | 05100 | 13.00 | | | | |
| 5 | 13 | 4.8 | 19 | 21 | 57 | 6 | 0.1 | 4 | | | 05200 | 13.00 | | |
| 5 | 13 | 4.8 | 25 | 34 | 69 | 6 | 0.1 | 4 | | | | | 05400 | 21.00 |
| 6 | 10 | | | 18 | 54 | 6 | 0.1 | 4 | 06100 | 13.00 | | | | |
| 6 | 13 | 5.8 | 19 | 21 | 57 | 6 | 0.1 | 4 | | | 06200 | 16.00 | | |
| 6 | 13 | 5.8 | 30 | 34 | 69 | 6 | 0.1 | 4 | | | | | 06400 | 24.00 |
| 8 | 12 | | | 22 | 58 | 8 | 0.2 | 4 | 08100 | 19.00 | | | | |
| 8 | 21 | 7.7 | 25 | 27 | 63 | 8 | 0.2 | 4 | | | 08200 | 20.00 | | |
| 8 | 17 | 7.7 | 40 | 44 | 79 | 8 | 0.2 | 4 | | | | | 08400 | 30.00 |
| 10 | 14 | | | 26 | 66 | 10 | 0.2 | 4 | 10100 | 24.00 | | | | |
| 10 | 22 | 9.7 | 30 | 32 | 72 | 10 | 0.2 | 4 | | | 10200 | 27.00 | | |
| 10 | 21 | 9.7 | 50 | 54 | 93 | 10 | 0.2 | 4 | | | | | 10400 | 42.00 |
| 12 | 16 | | | 28 | 73 | 12 | 0.3 | 4 | 12100 | 35.00 | | | | |
| 12 | 26 | 11.6 | 36 | 38 | 83 | 12 | 0.3 | 4 | | | 12200 | 42.00 | | |
| 12 | 25 | 11.6 | 60 | 64 | 108 | 12 | 0.3 | 4 | | | | | 12400 | 52.00 |
| 16 | 22 | | | 34 | 82 | 16 | 0.3 | 4 | 16100 | 61.00 | | | | |
| 16 | 36 | 15.5 | 42 | 44 | 92 | 16 | 0.3 | 4 | | | 16200 | 65.00 | | |
| 16 | 33 | 15.5 | 80 | 84 | 132 | 16 | 0.3 | 4 | | | | | 16400 | 97.00 |
| 20 | 26 | | | 42 | 92 | 20 | 0.3 | 4 | 20100 | 91.00 | | | | |
| 20 | 41 | 19.5 | 52 | 54 | 104 | 20 | 0.3 | 4 | | | 20200 | 98.00 | | |
| 20 | 42 | 19.5 | 100 | 104 | 154 | 20 | 0.3 | 4 | | | | | 20400 | 133.00 |

| | | | |
|---|---|---|---|
| P | ● | ● | ● |
| M | ● | ● | ○ |
| K | ● | ● | ● |
| N | ○ | ○ | |
| S | ○ | ○ | |
| H | | | |
| O | | | |

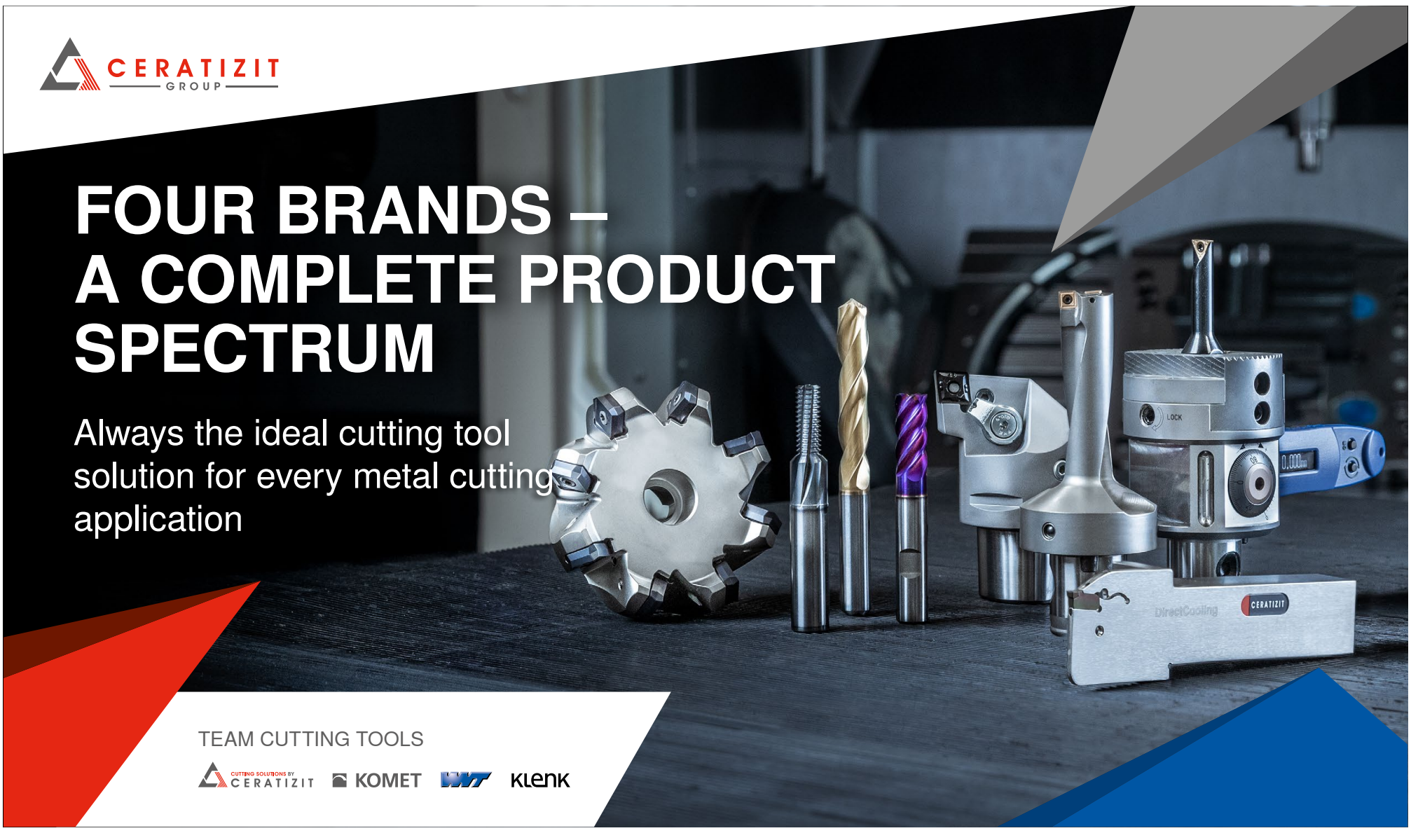

## End milling cutter with corner radius

N | $\lambda_s$=35° 38° $\gamma_s$= 9° | ZEFP | HPC

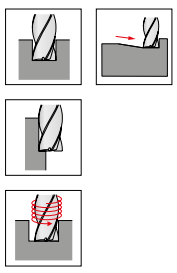

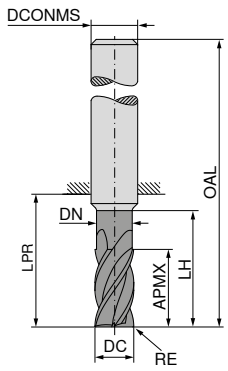


WNT \ Standard

NEW Ti1000

NEW Ti1000

≈DIN 6527 HB

≈DIN 6527 HB

| DC h10 mm | RE mm | APMX mm | DN mm | LH mm | LPR mm | OAL mm | DCONMS h6 mm | ZEFP | 54 072 ... | £ | 54 072 ... | £ |
|---|---|---|---|---|---|---|---|---|---|---|---|---|
| 3 | 0.1 | 8 | 2.8 | 13 | 21 | 57 | 6 | 4 | 03201 | 17.00 | | |
| 3 | 0.3 | 8 | 2.8 | 13 | 21 | 57 | 6 | 4 | 03203 | 17.00 | | |
| 3 | 0.5 | 8 | 2.8 | 13 | 21 | 57 | 6 | 4 | 03205 | 17.00 | | |
| 3 | 1.0 | 8 | 2.8 | 13 | 21 | 57 | 6 | 4 | 03210 | 17.00 | | |
| 3 | 0.5 | 8 | 2.8 | 15 | 22 | 69 | 6 | 4 | | | 03405 | 23.00 |
| 3 | 0.3 | 8 | 2.8 | 15 | 22 | 69 | 6 | 4 | | | 03403 | 23.00 |
| 3 | 1.0 | 8 | 2.8 | 15 | 22 | 69 | 6 | 4 | | | 03410 | 23.00 |
| 4 | 0.1 | 11 | 3.8 | 17 | 21 | 57 | 6 | 4 | 04201 | 17.00 | | |
| 4 | 0.3 | 11 | 3.8 | 17 | 21 | 57 | 6 | 4 | 04203 | 17.00 | | |
| 4 | 0.5 | 11 | 3.8 | 17 | 21 | 57 | 6 | 4 | 04205 | 17.00 | | |
| 4 | 1.0 | 11 | 3.8 | 17 | 21 | 57 | 6 | 4 | 04210 | 17.00 | | |
| 4 | 0.5 | 11 | 3.8 | 20 | 26 | 69 | 6 | 4 | | | 04405 | 23.00 |
| 4 | 0.3 | 11 | 3.8 | 20 | 26 | 69 | 6 | 4 | | | 04403 | 23.00 |
| 4 | 1.0 | 11 | 3.8 | 20 | 26 | 69 | 6 | 4 | | | 04410 | 23.00 |
| 5 | 0.5 | 13 | 4.8 | 19 | 21 | 57 | 6 | 4 | 05205 | 17.00 | | |
| 5 | 0.1 | 13 | 4.8 | 19 | 21 | 57 | 6 | 4 | 05201 | 17.00 | | |
| 5 | 0.3 | 13 | 4.8 | 19 | 21 | 57 | 6 | 4 | 05203 | 17.00 | | |
| 5 | 1.0 | 13 | 4.8 | 19 | 21 | 57 | 6 | 4 | 05210 | 17.00 | | |
| 5 | 0.5 | 13 | 4.8 | 25 | 34 | 69 | 6 | 4 | | | 05405 | 25.00 |
| 5 | 0.3 | 13 | 4.8 | 25 | 34 | 69 | 6 | 4 | | | 05403 | 25.00 |
| 5 | 1.0 | 13 | 4.8 | 25 | 34 | 69 | 6 | 4 | | | 05410 | 25.00 |
| 6 | 0.3 | 13 | 5.8 | 19 | 21 | 57 | 6 | 4 | 06203 | 19.00 | | |
| 6 | 0.1 | 13 | 5.8 | 19 | 21 | 57 | 6 | 4 | 06201 | 19.00 | | |
| 6 | 0.5 | 13 | 5.8 | 19 | 21 | 57 | 6 | 4 | 06205 | 19.00 | | |
| 6 | 1.0 | 13 | 5.8 | 19 | 21 | 57 | 6 | 4 | 06210 | 19.00 | | |
| 6 | 1.5 | 13 | 5.8 | 19 | 21 | 57 | 6 | 4 | 06215 | 19.00 | | |
| 6 | 2.0 | 13 | 5.8 | 19 | 21 | 57 | 6 | 4 | 06220 | 19.00 | | |
| 6 | 1.0 | 13 | 5.8 | 30 | 34 | 69 | 6 | 4 | | | 06410 | 28.00 |
| 6 | 0.3 | 13 | 5.8 | 30 | 34 | 69 | 6 | 4 | | | 06403 | 28.00 |
| 6 | 0.5 | 13 | 5.8 | 30 | 34 | 69 | 6 | 4 | | | 06405 | 28.00 |
| 6 | 1.5 | 13 | 5.8 | 30 | 34 | 69 | 6 | 4 | | | 06415 | 28.00 |
| 6 | 2.0 | 13 | 5.8 | 30 | 34 | 69 | 6 | 4 | | | 06420 | 28.00 |
| 8 | 0.1 | 21 | 7.7 | 25 | 27 | 63 | 8 | 4 | 08201 | 25.00 | | |
| 8 | 0.3 | 21 | 7.7 | 25 | 27 | 63 | 8 | 4 | 08203 | 25.00 | | |
| 8 | 0.5 | 21 | 7.7 | 25 | 27 | 63 | 8 | 4 | 08205 | 25.00 | | |
| 8 | 1.0 | 21 | 7.7 | 25 | 27 | 63 | 8 | 4 | 08210 | 25.00 | | |
| 8 | 1.5 | 21 | 7.7 | 25 | 27 | 63 | 8 | 4 | 08215 | 25.00 | | |
| 8 | 2.0 | 21 | 7.7 | 25 | 27 | 63 | 8 | 4 | 08220 | 25.00 | | |
| 8 | 1.0 | 17 | 7.7 | 40 | 44 | 79 | 8 | 4 | | | 08410 | 38.00 |
| 8 | 0.3 | 17 | 7.7 | 40 | 44 | 79 | 8 | 4 | | | 08403 | 38.00 |
| 8 | 0.5 | 17 | 7.7 | 40 | 44 | 79 | 8 | 4 | | | 08405 | 38.00 |
| 8 | 1.5 | 17 | 7.7 | 40 | 44 | 79 | 8 | 4 | | | 08415 | 38.00 |
| 8 | 2.0 | 17 | 7.7 | 40 | 44 | 79 | 8 | 4 | | | 08420 | 38.00 |
| 10 | 1.0 | 22 | 9.7 | 30 | 32 | 72 | 10 | 4 | 10210 | 32.00 | | |
| 10 | 0.1 | 22 | 9.7 | 30 | 32 | 72 | 10 | 4 | 10201 | 32.00 | | |
| 10 | 0.3 | 22 | 9.7 | 30 | 32 | 72 | 10 | 4 | 10203 | 32.00 | | |
| 10 | 0.5 | 22 | 9.7 | 30 | 32 | 72 | 10 | 4 | 10205 | 32.00 | | |
| 10 | 1.5 | 22 | 9.7 | 30 | 32 | 72 | 10 | 4 | 10215 | 32.00 | | |
| 10 | 2.0 | 22 | 9.7 | 30 | 32 | 72 | 10 | 4 | 10220 | 32.00 | | |
| 10 | 1.0 | 21 | 9.7 | 50 | 54 | 93 | 10 | 4 | | | 10410 | 51.00 |
| 10 | 0.3 | 21 | 9.7 | 50 | 54 | 93 | 10 | 4 | | | 10403 | 51.00 |
| 10 | 0.5 | 21 | 9.7 | 50 | 54 | 93 | 10 | 4 | | | 10405 | 51.00 |
| 10 | 1.5 | 21 | 9.7 | 50 | 54 | 93 | 10 | 4 | | | 10415 | 51.00 |
| 10 | 2.0 | 21 | 9.7 | 50 | 54 | 93 | 10 | 4 | | | 10420 | 51.00 |
| 12 | 0.5 | 26 | 11.6 | 36 | 38 | 83 | 12 | 4 | 12205 | 49.00 | | |
| 12 | 0.1 | 26 | 11.6 | 36 | 38 | 83 | 12 | 4 | 12201 | 49.00 | | |
| 12 | 0.3 | 26 | 11.6 | 36 | 38 | 83 | 12 | 4 | 12203 | 49.00 | | |
| 12 | 1.0 | 26 | 11.6 | 36 | 38 | 83 | 12 | 4 | 12210 | 49.00 | | |
| 12 | 1.5 | 26 | 11.6 | 36 | 38 | 83 | 12 | 4 | 12215 | 49.00 | | |
| 12 | 2.0 | 26 | 11.6 | 36 | 38 | 83 | 12 | 4 | 12220 | 49.00 | | |
| 12 | 3.0 | 26 | 11.6 | 36 | 38 | 83 | 12 | 4 | 12230 | 49.00 | | |
| 12 | 1.5 | 25 | 11.6 | 60 | 64 | 108 | 12 | 4 | | | 12415 | 74.00 |
| 12 | 0.3 | 25 | 11.6 | 60 | 64 | 108 | 12 | 4 | | | 12403 | 74.00 |
| 12 | 0.5 | 25 | 11.6 | 60 | 64 | 108 | 12 | 4 | | | 12405 | 74.00 |
| 12 | 1.0 | 25 | 11.6 | 60 | 64 | 108 | 12 | 4 | | | 12410 | 74.00 |
| 12 | 2.0 | 25 | 11.6 | 60 | 64 | 108 | 12 | 4 | | | 12420 | 74.00 |
| 12 | 3.0 | 25 | 11.6 | 60 | 64 | 108 | 12 | 4 | | | 12430 | 74.00 |
| 16 | 0.3 | 36 | 15.5 | 42 | 44 | 92 | 16 | 4 | 16203 | 75.00 | | |
| 16 | 0.1 | 36 | 15.5 | 42 | 44 | 92 | 16 | 4 | 16201 | 75.00 | | |
| 16 | 0.5 | 36 | 15.5 | 42 | 44 | 92 | 16 | 4 | 16205 | 75.00 | | |
| 16 | 1.0 | 36 | 15.5 | 42 | 44 | 92 | 16 | 4 | 16210 | 75.00 | | |
| 16 | 1.5 | 36 | 15.5 | 42 | 44 | 92 | 16 | 4 | 16215 | 75.00 | | |
| 16 | 2.0 | 36 | 15.5 | 42 | 44 | 92 | 16 | 4 | 16220 | 75.00 | | |
| 16 | 3.0 | 36 | 15.5 | 42 | 44 | 92 | 16 | 4 | 16230 | 75.00 | | |
| 16 | 4.0 | 36 | 15.5 | 42 | 44 | 92 | 16 | 4 | 16240 | 75.00 | | |
| 16 | 1.5 | 33 | 15.5 | 80 | 84 | 132 | 16 | 4 | | | 16415 | 115.00 |
| 16 | 0.3 | 33 | 15.5 | 80 | 84 | 132 | 16 | 4 | | | 16403 | 115.00 |
| 16 | 0.5 | 33 | 15.5 | 80 | 84 | 132 | 16 | 4 | | | 16405 | 115.00 |
| 16 | 1.0 | 33 | 15.5 | 80 | 84 | 132 | 16 | 4 | | | 16410 | 115.00 |
| 16 | 2.0 | 33 | 15.5 | 80 | 84 | 132 | 16 | 4 | | | 16420 | 115.00 |
| 16 | 3.0 | 33 | 15.5 | 80 | 84 | 132 | 16 | 4 | | | 16430 | 115.00 |
| 16 | 4.0 | 33 | 15.5 | 80 | 84 | 132 | 16 | 4 | | | 16440 | 115.00 |
| 20 | 0.1 | 41 | 19.5 | 52 | 54 | 104 | 20 | 4 | 20201 | 108.00 | | |
| 20 | 0.3 | 41 | 19.5 | 52 | 54 | 104 | 20 | 4 | 20203 | 108.00 | | |
| 20 | 0.5 | 41 | 19.5 | 52 | 54 | 104 | 20 | 4 | 20205 | 108.00 | | |
| 20 | 1.0 | 41 | 19.5 | 52 | 54 | 104 | 20 | 4 | 20210 | 108.00 | | |
| 20 | 1.5 | 41 | 19.5 | 52 | 54 | 104 | 20 | 4 | 20215 | 108.00 | | |
| 20 | 2.0 | 41 | 19.5 | 52 | 54 | 104 | 20 | 4 | 20220 | 108.00 | | |
| 20 | 3.0 | 41 | 19.5 | 52 | 54 | 104 | 20 | 4 | 20230 | 108.00 | | |
| 20 | 4.0 | 41 | 19.5 | 52 | 54 | 104 | 20 | 4 | 20240 | 108.00 | | |
| 20 | 4.0 | 42 | 19.5 | 100 | 104 | 154 | 20 | 4 | | | 20440 | 170.00 |
| 20 | 0.3 | 42 | 19.5 | 100 | 104 | 154 | 20 | 4 | | | 20403 | 170.00 |
| 20 | 0.5 | 42 | 19.5 | 100 | 104 | 154 | 20 | 4 | | | 20405 | 170.00 |
| 20 | 1.0 | 42 | 19.5 | 100 | 104 | 154 | 20 | 4 | | | 20410 | 170.00 |
| 20 | 1.5 | 42 | 19.5 | 100 | 104 | 154 | 20 | 4 | | | 20415 | 170.00 |
| 20 | 2.0 | 42 | 19.5 | 100 | 104 | 154 | 20 | 4 | | | 20420 | 170.00 |
| 20 | 3.0 | 42 | 19.5 | 100 | 104 | 154 | 20 | 4 | | | 20430 | 170.00 |

| | | |
|---|---|---|
| P | ● | ● |
| M | ● | ○ |
| K | ● | ● |
| N | ○ | |
| S | ○ | |
| H | | |
| O | | |

## Ball Nosed Cutter

▲ Radius accuracy: ± 0,01 mm

N | $\lambda_s$=30° $\gamma_s$=13° | ZEFP | HPC

WNT \ Standard

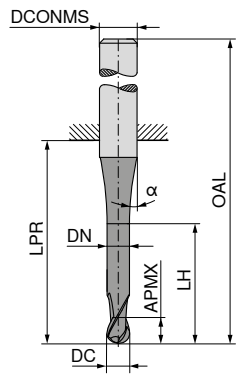


NEW Ti1000

≈DIN 6527 HB

| DC h10 mm | APMX mm | DN mm | LH mm | LPR mm | OAL mm | DCONMS h6 mm | α° | ZEFP | 54 073 ... | £ |
|---|---|---|---|---|---|---|---|---|---|---|
| 3 | 5 | 2.9 | 9 | 14 | 50 | 6 | 15 | 2 | 03115 | 16.00 |
| 4 | 8 | 3.9 | 12 | 18 | 54 | 6 | 45 | 2 | 04120 | 16.00 |
| 5 | 9 | 4.9 | 15 | 18 | 54 | 6 | 45 | 2 | 05125 | 16.00 |
| 6 | 10 | 5.9 | 17 | 18 | 54 | 6 | 45 | 2 | 06130 | 17.00 |
| 8 | 12 | 7.8 | 20 | 22 | 58 | 8 | 45 | 2 | 08140 | 22.00 |
| 10 | 14 | 9.8 | 26 | 26 | 66 | 10 | 45 | 2 | 10150 | 28.00 |
| 12 | 16 | 11.8 | 28 | 28 | 73 | 12 | 45 | 2 | 12160 | 40.00 |
| 16 | 22 | 15.7 | 32 | 34 | 82 | 16 | 45 | 2 | 16180 | 66.00 |
| 20 | 26 | 19.7 | 40 | 42 | 92 | 20 | 45 | 2 | 20110 | 94.00 |

| | |
|---|---|
| P | ● |
| M | ○ |
| K | ● |
| N | ● |
| S | ○ |
| H | |
| O | |



Customer Service Centre
Freephone: 0800 073 2 073 / Freefax: 0800 073 2 074

Ordering via the Online Shop
http://cuttingtools.ceratizit.com

## Finish milling cutter

N | $\lambda_s$=48° 50° | $\gamma_s$=13° | HPC

WNT \ Standard

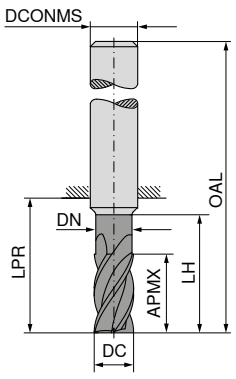


| | NEW Ti1000 | NEW Ti1000 | NEW Ti1000 | NEW Ti1000 |
|---|---|---|---|---|
| | ≈DIN 6527 | ≈DIN 6527 | ≈DIN 6527 | ≈DIN 6527 |
| | HA | HB | HA | HB |

| DC h10 mm | APMX mm | DN mm | LH mm | LPR mm | OAL mm | DCONMS h6 mm | ZEFP | 54 076 ... | £ | 54 075 ... | £ | 54 076 ... | £ | 54 075 ... | £ |
|---|---|---|---|---|---|---|---|---|---|---|---|---|---|---|---|
| 6 | 13 | 5.6 | 19 | 21 | 57 | 6 | 6 | 06200 | 19.00 | 06200 | 19.00 | | | | |
| 6 | 15 | 5.6 | 42 | 44 | 80 | 6 | 6 | | | | | 06400 | 30.00 | 06400 | 30.00 |
| 8 | 19 | 7.6 | 25 | 27 | 63 | 8 | 6 | 08200 | 25.00 | 08200 | 25.00 | | | | |
| 8 | 20 | 7.6 | 62 | 64 | 100 | 8 | 6 | | | | | 08400 | 38.00 | 08400 | 38.00 |
| 10 | 22 | 9.6 | 30 | 32 | 72 | 10 | 6 | 10200 | 33.00 | 10200 | 33.00 | | | | |
| 10 | 25 | 9.6 | 58 | 60 | 100 | 10 | 6 | | | | | 10400 | 52.00 | 10400 | 52.00 |
| 12 | 26 | 11.5 | 36 | 38 | 83 | 12 | 6 | 12200 | 53.00 | 12200 | 53.00 | | | | |
| 12 | 30 | 11.5 | 73 | 75 | 120 | 12 | 6 | | | | | 12400 | 64.00 | 12400 | 64.00 |
| 16 | 32 | 15.0 | 42 | 44 | 92 | 16 | 6 | 16200 | 81.00 | 16200 | 81.00 | | | | |
| 16 | 40 | 15.0 | 100 | 102 | 150 | 16 | 6 | | | | | 16400 | 122.00 | 16400 | 122.00 |
| 20 | 38 | 19.0 | 52 | 54 | 104 | 20 | 6 | 20200 | 123.00 | 20200 | 123.00 | | | | |
| 20 | 50 | 19.0 | 98 | 100 | 150 | 20 | 6 | | | | | 20400 | 167.00 | 20400 | 167.00 |

| | | | | |
|---|---|---|---|---|
| P | ● | ● | ● | ● |
| M | ● | ● | ● | ● |
| K | ○ | ○ | ○ | ○ |
| N | ○ | ○ | ○ | ○ |
| S | ○ | ○ | ○ | ○ |
| H | | | | |
| O | | | | |

## Rough milling cutter

▲ With roughing profile

NR | $\lambda_s$=35° 38° | $\gamma_s$=10° | ZEFP | HPC

WNT \ Standard

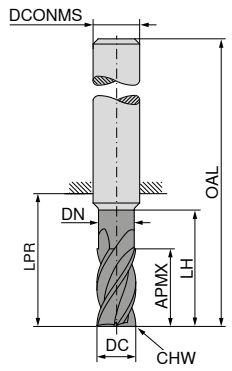


NEW Ti1000

≈DIN 6527

HB

| DC f8 mm | APMX mm | DN mm | LH mm | LPR mm | OAL mm | DCONMS h6 mm | CHW mm | ZEFP | 54 077 ... | £ |
|---|---|---|---|---|---|---|---|---|---|---|
| 4 | 11 | 3.8 | 17 | 21 | 57 | 6 | 0.1 | 4 | 00400 | 19.00 |
| 5 | 13 | 4.8 | 19 | 21 | 57 | 6 | 0.1 | 4 | 00500 | 19.00 |
| 6 | 13 | 5.8 | 19 | 21 | 57 | 6 | 0.1 | 4 | 00600 | 23.00 |
| 8 | 21 | 7.7 | 25 | 27 | 63 | 8 | 0.2 | 4 | 00800 | 29.00 |
| 10 | 22 | 9.7 | 30 | 32 | 72 | 10 | 0.2 | 4 | 01000 | 36.00 |
| 12 | 26 | 11.6 | 36 | 38 | 83 | 12 | 0.3 | 4 | 01200 | 59.00 |
| 16 | 36 | 15.5 | 42 | 44 | 92 | 16 | 0.3 | 4 | 01600 | 89.00 |
| 20 | 41 | 19.5 | 52 | 54 | 104 | 20 | 0.3 | 4 | 02000 | 132.00 |

| | |
|---|---|
| P | ● |
| M | ● |
| K | ● |
| N | ○ |
| S | ○ |
| H | |
| O | |

## Ball Nosed Cutter

▲ Radius accuracy: ± 0,01 mm

N | $\lambda_s$=35° 38° | $\gamma_s$= 7° | ZEFP | HPC

WNT \ Standard

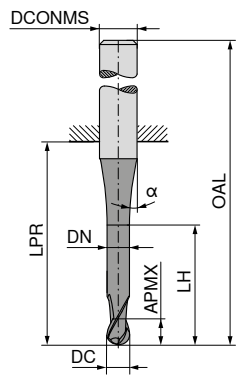


| | NEW Ti1000 | NEW Ti1000 |
|---|---|---|
| | ≈DIN 6527 | ≈DIN 6527 |
| | HB | HB |

| DC h10 mm | APMX mm | DN mm | LH mm | LPR mm | OAL mm | DCONMS h6 mm | α° | ZEFP | 54 074 ... | £ | 54 074 ... | £ |
|---|---|---|---|---|---|---|---|---|---|---|---|---|
| 3 | 8 | | | 21 | 57 | 6 | 30 | 4 | 03115 | 16.00 | | |
| 3 | 8 | 2.9 | 15 | 21 | 57 | 6 | 45 | 4 | | | 03215 | 16.00 |
| 4 | 11 | | | 21 | 57 | 6 | 30 | 4 | 04120 | 16.00 | | |
| 4 | 11 | 3.9 | 16 | 21 | 57 | 6 | 45 | 4 | | | 04220 | 16.00 |
| 5 | 13 | | | 21 | 57 | 6 | 30 | 4 | 05125 | 16.00 | | |
| 5 | 13 | 4.9 | 19 | 21 | 57 | 6 | 45 | 4 | | | 05225 | 16.00 |
| 6 | 13 | | | 21 | 57 | 6 | 30 | 4 | 06130 | 17.00 | | |
| 6 | 13 | 5.9 | 19 | 21 | 57 | 6 | 45 | 4 | | | 06430 | 19.00 |
| 8 | 19 | | | 36 | 72 | 8 | 30 | 4 | 08140 | 22.00 | | |
| 8 | 19 | 7.8 | 25 | 27 | 72 | 8 | 45 | 4 | | | 08440 | 23.00 |
| 10 | 22 | | | 32 | 72 | 10 | 30 | 4 | 10150 | 28.00 | | |
| 10 | 22 | 9.7 | 30 | 32 | 72 | 10 | 45 | 4 | | | 10450 | 30.00 |
| 12 | 26 | | | 38 | 83 | 12 | 30 | 4 | 12160 | 40.00 | | |
| 12 | 26 | 11.7 | 36 | 38 | 83 | 12 | 45 | 4 | | | 12460 | 47.00 |
| 16 | 32 | | | 44 | 92 | 16 | 30 | 4 | 16180 | 66.00 | | |
| 16 | 32 | 15.5 | 42 | 44 | 92 | 16 | 45 | 4 | | | 16480 | 69.00 |
| 20 | 38 | | | 54 | 104 | 20 | 30 | 4 | 20110 | 94.00 | | |
| 20 | 38 | 19.5 | 52 | 54 | 104 | 20 | 45 | 4 | | | 20410 | 100.00 |

| | | |
|---|---|---|
| P | ● | ● |
| M | ● | ● |
| K | ● | ● |
| N | ○ | ○ |
| S | | |
| H | | |
| O | | |

## NC front and rear chamfer milling cutter

N | $\lambda_s$=0° $\gamma_s$=0° | ZEFP

Ti1000

WNT \ Standard

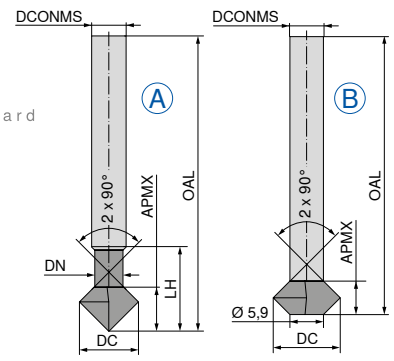

| DC mm | APMX mm | DN mm | LH mm | OAL mm | DCONMS h5 mm | ZEFP | Fig. | Factory standard HA 52 158 ... | £ | Factory standard HA 52 159 ... | £ |
|---|---|---|---|---|---|---|---|---|---|---|---|
| 3 | 2.0 | 2.2 | 12.0 | 75 | 4 | 4 | A | 030 | 57.01 | 030 | 64.78 |
| 4 | 2.7 | 2.9 | 17.7 | 75 | 4 | 4 | A | 040 | 57.01 | 040 | 64.42 |
| 5 | 3.0 | 3.9 | 18.0 | 75 | 5 | 4 | A | 050 | 58.45 | 050 | 66.92 |
| 6 | 4.0 | 3.9 | 19.0 | 100 | 6 | 4 | A | 060 | 60.70 | 060 | 66.98 |
| 8 | 2.0 | | | 100 | 6 | 4 | B | 080 | 78.88 | 080 | 88.71 |
| 10 | 4.0 | | | 100 | 6 | 4 | B | 100 | 98.54 | 100 | 109.51 |
| 12 | 6.0 | | | 100 | 6 | 4 | B | 120 | 118.18 | 120 | 130.53 |
| P | | | | | | | | ● | | ● | |
| M | | | | | | | | ○ | | ○ | |
| K | | | | | | | | ● | | ● | |
| N | | | | | | | | ○ | | ○ | |
| S | | | | | | | | ○ | | ○ | |
| H | | | | | | | | | | ○ | |
| O | | | | | | | | ● | | ● | |

## Engraving cutter 60°

W | $\lambda_s$=15° $\gamma_s$=20° | ZEFP

WNT \ Standard

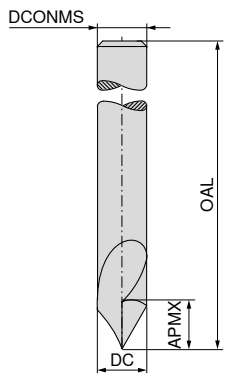

Factory standard HA

| DC h6 mm | APMX mm | OAL mm | DCONMS h6 mm | ZEFP | 52 195 ... | £ |
|---|---|---|---|---|---|---|
| 3 | 15 | 50 | 3 | 1 | 030 | 34.71 |
| 4 | 18 | 50 | 4 | 1 | 040 | 36.45 |
| 6 | 20 | 54 | 6 | 1 | 060 | 39.68 |
| P | | | | | ○ | |
| M | | | | | ○ | |
| K | | | | | ○ | |
| N | | | | | ● | |
| S | | | | | ○ | |
| H | | | | | | |
| O | | | | | ● | |

Customer Service Centre
Freephone: 0800 073 2 073 / Freefax: 0800 073 2 074

Ordering via the Online Shop
http://cuttingtools.ceratizit.com

# Milling tools with indexable inserts



**85% discount included on all these cutter bodies**

## MaxiMill – Screw in cutter G 491

CERATIZIT \ Performance

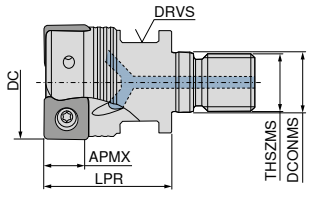

| ISO designation | DC mm | LPR mm | THSZMS | DCONMS mm | APMX mm | DRVS mm | Insert | ZNF | 50 773 ... | £ |
|---|---|---|---|---|---|---|---|---|---|---|
| G491.25.R.03-09 | 25 | 35 | M12 | 12.5 | 6 | 17 | SNHU 09T3 | 3 | 125 | 50.00 |
| G491.32.R.03-09 | 32 | 35 | M16 | 17.0 | 6 | 24 | SNHU 09T3 | 3 | 132 | 51.00 |
| G491.32.R.04-09 | 32 | 35 | M16 | 17.0 | 6 | 24 | SNHU 09T3 | 4 | 232 | 57.00 |
| G491.32.R.02-12 | 32 | 35 | M16 | 17.0 | 8 | 24 | SNHU 1204 | 2 | 032 | 48.00 |

## MaxiMill – End milling cutter C 491

CERATIZIT \ Performance

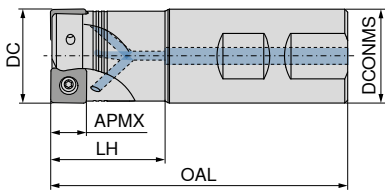

| ISO designation | DC mm | OAL mm | LH mm | DCONMS h6 mm | APMX mm | Insert | ZNF | 50 774 ... (A) | £ | 50 774 ... | £ |
|---|---|---|---|---|---|---|---|---|---|---|---|
| C491.25.R.03-09-A-50-225 | 25 | 225 | 50 | 25 | 6 | SNHU 09T3 | 3 | 325 | 51.00 | | |
| C491.25.R.03-09-B-32 | 25 | 89 | 32 | 25 | 6 | SNHU 09T3 | 3 | | | 425 | 51.00 |
| C491.32.R.03-09-A-63-250 | 32 | 250 | 63 | 32 | 6 | SNHU 09T3 | 3 | 532 | 53.00 | | |
| C491.32.R.03-09-B-40 | 32 | 101 | 40 | 32 | 6 | SNHU 09T3 | 3 | | | 632 | 53.00 |
| C491.32.R.04-09-B-40 | 32 | 101 | 40 | 32 | 6 | SNHU 09T3 | 4 | | | 432 | 57.00 |
| C491.32.R.04-09-A-63-250 | 32 | 250 | 63 | 32 | 6 | SNHU 09T3 | 4 | 332 | 57.00 | | |
| C491.32.R.02-12-A-63-250 | 32 | 250 | 63 | 32 | 8 | SNHU 1204 | 2 | 232 | 48.00 | | |
| C491.32.R.02-12-B-40 | 32 | 102 | 40 | 32 | 8 | SNHU 1204 | 2 | | | 032 | 48.00 |

## MaxiMill – Shell mill A 491

CERATIZIT \ Performance

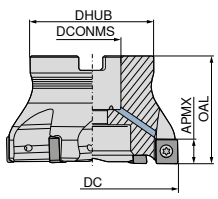




| ISO designation | DC mm | OAL mm | DHUB mm | DCONMS H6 mm | APMX mm | Insert | ZNF | 50 775 ... | £ | 50 776 ... | £ |
|---|---|---|---|---|---|---|---|---|---|---|---|
| A491.40.R.03-09 | 40 | 40 | 38 | 16 | 6 | SNHU 09T3 | 3 | 240 | 56.00 | | |
| A491.40.R.05-09 | 40 | 40 | 38 | 16 | 6 | SNHU 09T3 | 5 | | | 240 | 65.00 |
| A491.50.R.04-09 | 50 | 40 | 43 | 22 | 6 | SNHU 09T3 | 4 | 250 | 62.00 | | |
| A491.50.R.06-09 | 50 | 40 | 43 | 22 | 6 | SNHU 09T3 | 6 | | | 250 | 71.00 |
| A491.63.R.05-09 | 63 | 40 | 48 | 22 | 6 | SNHU 09T3 | 5 | 263 | 74.00 | | |
| A491.63.R.08-09 | 63 | 40 | 48 | 22 | 6 | SNHU 09T3 | 8 | | | 263 | 87.00 |
| A491.80.R.06-09 | 80 | 50 | 58 | 27 | 6 | SNHU 09T3 | 6 | 280 | 78.00 | | |
| A491.80.R.10-09 | 80 | 50 | 58 | 27 | 6 | SNHU 09T3 | 10 | | | 280 | 96.00 |
| A491.100.R.07-09 | 100 | 50 | 78 | 32 | 6 | SNHU 09T3 | 7 | 300 | 99.00 | | |
| A491.100.R.12-09 | 100 | 50 | 78 | 32 | 6 | SNHU 09T3 | 12 | | | 300 | 122.00 |
| A491.125.R.08-09 | 125 | 63 | 88 | 40 | 6 | SNHU 09T3 | 8 | 325 | 120.00 | | |
| A491.125.R.15-09 | 125 | 63 | 88 | 40 | 6 | SNHU 09T3 | 15 | | | 325 | 147.00 |
| A491.40.R.03-12 | 40 | 40 | 38 | 16 | 8 | SNHU 1204 | 3 | 040 | 56.00 | | |
| A491.40.R.04-12 | 40 | 40 | 38 | 16 | 8 | SNHU 1204 | 4 | | | 040 | 60.00 |
| A491.50.R.04-12 | 50 | 40 | 43 | 22 | 8 | SNHU 1204 | 4 | 050 | 62.00 | | |
| A491.50.R.05-12 | 50 | 40 | 43 | 22 | 8 | SNHU 1204 | 5 | | | 050 | 66.00 |
| A491.63.R.05-12 | 63 | 40 | 48 | 22 | 8 | SNHU 1204 | 5 | 063 | 74.00 | | |
| A491.63.R.06-12 | 63 | 40 | 48 | 22 | 8 | SNHU 1204 | 6 | | | 063 | 78.00 |
| A491.80.R.06-12 | 80 | 50 | 58 | 27 | 8 | SNHU 1204 | 6 | 080 | 78.00 | | |
| A491.80.R.08-12 | 80 | 50 | 58 | 27 | 8 | SNHU 1204 | 8 | | | 080 | 90.00 |
| A491.100.R.07-12 | 100 | 50 | 78 | 32 | 8 | SNHU 1204 | 7 | 100 | 99.00 | | |
| A491.100.R.10-12 | 100 | 50 | 78 | 32 | 8 | SNHU 1204 | 10 | | | 100 | 113.00 |
| A491.125.R.08-12 | 125 | 63 | 88 | 40 | 8 | SNHU 1204 | 8 | 125 | 120.00 | | |
| A491.125.R.12-12 | 125 | 63 | 88 | 40 | 8 | SNHU 1204 | 12 | | | 125 | 138.00 |
| A491.160.R.09-12 | 160 | 63 | 98 | 40 | 8 | SNHU 1204 | 9 | 160 [1] | 140.00 | | |
| A491.160.R.14-12 | 160 | 63 | 98 | 40 | 8 | SNHU 1204 | 14 | | | 160 [1] | 162.00 |

1) With threaded holes M12 on the front face, pitch circle diameter = 66.7 mm / Without Through Coolant

| Spare parts | TORX® blade £ | 80 950 ... | Clamping key – T £ | 80 397 ... | Key D £ | 80 950 ... | Power Screw £ | 70 950 ... | Clamping screw £ | 70 950 ... |
|---|---|---|---|---|---|---|---|---|---|---|
| SNHU 09T3.. | 3.86 | 053 | | | 6.78 | 119 | | | 2.51 | 710 |
| SNHU 09T3.. (Ø40) | 3.86 | 053 | 2.76 | 040 | 6.78 | 119 | 10.13 | 151 | 2.51 | 710 |
| SNHU 1204.. | | | | | 9.11 | 128 | | | 2.54 | 859 |
| SNHU 1204.. (Ø40) | | | 2.76 | 040 | 9.11 | 128 | 10.13 | 151 | 2.54 | 859 |

## SNHU

| Designation | IC mm | D1 mm | L mm | S mm |
|---|---|---|---|---|
| SNHU 09T3.. | 9.15 | 3.85 | 9.15 | 3.70 |
| SNHU 1204.. | 12.20 | 4.40 | 12.20 | 5.00 |

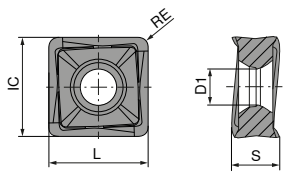


## SNHU

CERATIZIT \ Performance

| ISO | RE mm | -F50 CTPM240 DRAGONSKIN SNHU 51 102 ... | £ | -F10 CTWN215 SNHU 51 101 ... | £ |
|---|---|---|---|---|---|
| 120408FR | 0.8 | | | 358 | 19.19 |
| 120408SR | 0.8 | 408 | 19.19 | | |
| 120412FR | 1.2 | | | 362 | 19.19 |
| 120412SR | 1.2 | 412 | 19.19 | | |
| 120416FR | 1.6 | | | 366 | 19.19 |
| 120416SR | 1.6 | 416 | 19.19 | | |
| 120420FR | 2.0 | | | 370 | 19.19 |
| 120420SR | 2.0 | 420 | 19.19 | | |
| P | | ○ | | | |
| M | | ● | | | |
| K | | | | ○ | |
| N | | | | ● | |
| S | | | | | |
| H | | | | | |
| O | | | | ○ | |

## SNHU

CERATIZIT \ Performance

| ISO | RE mm | -M50 CTCP230 DRAGONSKIN SNHU 51 100 ... | £ | -M50 CTPP235 DRAGONSKIN SNHU 51 100 ... | £ | -M50 CTPM240 DRAGONSKIN SNHU 51 100 ... | £ | -R50 CTCK215 DRAGONSKIN SNHU 51 103 ... | £ | -R50 CTPK220 DRAGONSKIN SNHU 51 103 ... | £ |
|---|---|---|---|---|---|---|---|---|---|---|---|
| 120408SR | 0.8 | 008 | 19.19 | 108 | 19.19 | 408 | 19.19 | 508 | 19.19 | 608 | 19.19 |
| 120412SR | 1.2 | | | 112 | 19.19 | | | 512 | 19.19 | | |
| 120416SR | 1.6 | | | 116 | 19.19 | | | 516 | 19.19 | | |
| 120420SR | 2.0 | | | 120 | 19.19 | | | 520 | 19.19 | | |
| P | | ● | | ● | | ○ | | | | | |
| M | | | | ○ | | ● | | | | | |
| K | | ○ | | ○ | | | | ● | | ● | |
| N | | | | | | | | | | | |
| S | | | | | | | | | | | |
| H | | | | | | | | | | | |
| O | | | | | | | | | | | |

## SNHU

CERATIZIT \ Performance

| ISO | RE mm | -M50 CTCP230 DRAGONSKIN SNHU 51 120 ... | £ | -M50 CTPP235 DRAGONSKIN SNHU 51 120 ... | £ | -F50 CTPM240 DRAGONSKIN SNHU 51 119 ... | £ | -M50 CTPM240 DRAGONSKIN SNHU 51 120 ... | £ | -R50 CTCK215 DRAGONSKIN SNHU 51 121 ... | £ | -F10 CTWN215 SNHU 51 118 ... | £ |
|---|---|---|---|---|---|---|---|---|---|---|---|---|---|
| 09T308FR | 0.8 | | | | | | | | | | | 358 | 15.71 |
| 09T308SR | 0.8 | 008 | 15.71 | 108 | 15.71 | 408 | 15.71 | 408 | 15.71 | 508 | 15.71 | | |
| P | | ● | | ● | | ○ | | ○ | | | | | |
| M | | | | ○ | | ● | | ● | | | | | |
| K | | ○ | | ○ | | | | | | ● | | ○ | |
| N | | | | | | | | | | | | ● | |
| S | | | | | | | | | | | | | |
| H | | | | | | | | | | | | | |
| O | | | | | | | | | | | | ○ | |



Customer Service Centre
Freephone: 0800 073 2 073 / Freefax: 0800 073 2 074

Ordering via the Online Shop
http://cuttingtools.ceratizit.com

**85% discount included on all these cutter bodies**

## **MaxiMill** – End milling cutter C 211-11

▲ Insert radius >1,6 mm: Modify cutter body

CERATIZIT \ Performance

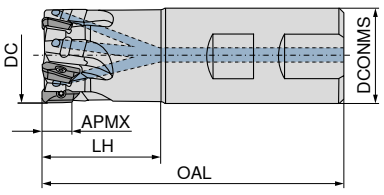





| ISO designation | DC mm | OAL mm | LH mm | DCONMS h6 mm | APMX mm | RPMX 1/min. | Insert | ZNF | 50 737 ... | £ | 50 737 ... | £ |
|---|---|---|---|---|---|---|---|---|---|---|---|---|
| C211.12.R.01-11-B-20 | 12 | 75 | 20 | 16 | 10 | 55000 | XD.T 11T3 | 1 | | | 012 | 29.00 |
| C211.16.R.02-11-A-25 | 16 | 75 | 25 | 16 | 10 | 42000 | XD.T 11T3 | 2 | 116 | 33.00 | | |
| C211.16.R.02-11-B-25 | 16 | 75 | 25 | 16 | 10 | 42000 | XD.T 11T3 | 2 | | | 016 | 33.00 |
| C211.16.R.02-11-A15-32-165 | 16 | 165 | 32 | 15 | 10 | 14800 | XD.T 11T3 | 2 | 316 | 33.00 | | |
| C211.16.R.02-11-A-32-165 | 16 | 165 | 32 | 16 | 10 | 14800 | XD.T 11T3 | 2 | 216 | 33.00 | | |
| C211.20.R.03-11-A-25 | 20 | 77 | 25 | 20 | 10 | 36900 | XD.T 11T3 | 3 | 120 | 37.00 | | |
| C211.20.R.03-11-B-25 | 20 | 77 | 25 | 20 | 10 | 36900 | XD.T 11T3 | 3 | | | 020 | 37.00 |
| C211.20.R.03-11-A-32-165 | 20 | 165 | 32 | 20 | 10 | 15800 | XD.T 11T3 | 3 | 320 | 37.00 | | |
| C211.20.R.02-11-A19-40-200 | 20 | 200 | 40 | 19 | 10 | 10500 | XD.T 11T3 | 2 | 620 | 35.00 | | |
| C211.20.R.02-11-A-40-200 | 20 | 200 | 40 | 20 | 10 | 10500 | XD.T 11T3 | 2 | 420 | 35.00 | | |
| C211.25.R.04-11-A-32 | 25 | 90 | 32 | 25 | 10 | 33200 | XD.T 11T3 | 4 | 125 | 42.00 | | |
| C211.25.R.04-11-B-32 | 25 | 90 | 32 | 25 | 10 | 33200 | XD.T 11T3 | 4 | | | 025 | 42.00 |
| C211.25.R.03-11-B-32 | 25 | 90 | 32 | 25 | 10 | 33200 | XD.T 11T3 | 3 | | | 725 | 39.00 |
| C211.25.R.03-11-A-32 | 25 | 90 | 32 | 25 | 10 | 33200 | XD.T 11T3 | 3 | 625 | 39.00 | | |
| C211.25.R.04-11-A-40-165 | 25 | 165 | 40 | 25 | 10 | 19900 | XD.T 11T3 | 4 | 325 | 42.00 | | |
| C211.25.R.03-11-A-50-225 | 25 | 225 | 50 | 25 | 10 | 9400 | XD.T 11T3 | 3 | 425 | 39.00 | | |
| C211.25.R.03-11-A24-50-225 | 25 | 225 | 50 | 24 | 10 | 9400 | XD.T 11T3 | 3 | 825 | 39.00 | | |
| C211.32.R.05-11-A-40 | 32 | 102 | 40 | 32 | 10 | 30200 | XD.T 11T3 | 5 | 132 | 46.00 | | |
| C211.32.R.05-11-B-40 | 32 | 102 | 40 | 32 | 10 | 30200 | XD.T 11T3 | 5 | | | 032 | 46.00 |
| C211.32.R.05-11-A-50-165 | 32 | 165 | 50 | 32 | 10 | 20900 | XD.T 11T3 | 5 | 332 | 46.00 | | |
| C211.32.R.04-11-A-64-250 | 32 | 250 | 64 | 32 | 10 | 8500 | XD.T 11T3 | 4 | 432 | 44.00 | | |

## **MaxiMill** – Shell mill A 211-11

▲ Insert radius >1,6 mm: Modify cutter body

CERATIZIT \ Performance

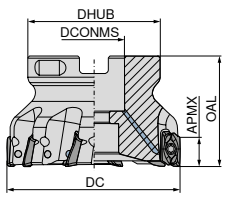




| ISO designation | DC mm | OAL mm | DCONMS H6 mm | DHUB mm | APMX mm | RPMX 1/min. | Insert | ZNF | 50 738 ... | £ | 50 739 ... | £ |
|---|---|---|---|---|---|---|---|---|---|---|---|---|
| A211.40.R.04-11 | 40 | 40 | 16 | 38 | 10 | 27700 | XD.T 11T3 | 4 | 040 | 46.00 | | |
| A211.40.R.06-11 | 40 | 40 | 16 | 38 | 10 | 27700 | XD.T 11T3 | 6 | | | 040 | 51.00 |
| A211.50.R.05-11 | 50 | 40 | 22 | 43 | 10 | 25400 | XD.T 11T3 | 5 | 050 | 54.00 | | |
| A211.50.R.08-11 | 50 | 40 | 22 | 43 | 10 | 25400 | XD.T 11T3 | 8 | | | 050 | 62.00 |
| A211.63.R.06-11 | 63 | 40 | 22 | 48 | 10 | 23300 | XD.T 11T3 | 6 | 063 | 62.00 | | |
| A211.63.R.10-11 | 63 | 40 | 22 | 48 | 10 | 23300 | XD.T 11T3 | 10 | | | 063 | 72.00 |
| A211.80.R.07-11 | 80 | 50 | 27 | 58 | 10 | 21300 | XD.T 11T3 | 7 | 080 | 70.00 | | |
| A211.80.R.10-11 | 80 | 50 | 27 | 58 | 10 | 21300 | XD.T 11T3 | 10 | | | 180 | 78.00 |

| Spare parts DC | TORX® blade £ | 80 950 ... | Clamping key – T £ | 80 397 ... | Key D £ | 80 950 ... | Power Screw £ | 70 950 ... | Clamping screw £ | 70 950 ... | Torque screwdriver £ | 80 950 ... |
|---|---|---|---|---|---|---|---|---|---|---|---|---|
| 12 | 3.86 | 043 | | | 7.79 | 125 | | | 2.09 | 116 | 94.47 | 191 |
| 16 - 32 | 3.86 | 043 | | | 7.79 | 125 | | | 3.32 | 128 | 94.47 | 191 |
| 40 | 3.86 | 043 | 2.76 | 040 | 7.79 | 125 | 10.13 | 151 | 3.32 | 131 | 94.47 | 191 |
| 40 | 3.86 | 043 | | | 7.79 | 125 | 10.13 | 151 | 3.32 | 131 | 94.47 | 191 |
| 50 | 3.86 | 043 | 3.51 | 050 | 7.79 | 125 | 13.91 | 154 | 3.32 | 131 | 94.47 | 191 |
| 63 - 80 | 3.86 | 043 | | | 7.79 | 125 | | | 3.32 | 131 | 94.47 | 191 |

## Direct availability to a global innovator.

Team Cutting Tools means access to a leading international expert in the field of carbide and carbide tools for all those involved. The goals for the future with the Team Cutting Tools are: A large single product portfolio, even more custom solutions and additional upgraded services.
One thing that will always remain the same: direct contact with the customer – thanks to short distances and personal contacts.

## XDKT / XDHT

| Designation | IC mm | D1 mm | L mm | BS mm | S mm |
|---|---|---|---|---|---|
| XD.T 11T302.. | 6.8 | 2.8 | 10.6 | 2 | 3.80 |
| XD.T 11T304.. | 6.8 | 2.8 | 10.6 | 1.8 | 3.80 |
| XD.T 11T308.. | 6.8 | 2.8 | 10.6 | 1.4 | 3.80 |
| XD.T 11T312.. | 6.8 | 2.8 | 10.6 | 1.4 | 3.80 |
| XD.T 11T316.. | 6.8 | 2.8 | 10.6 | 1.4 | 3.80 |
| XD.T 11T320.. | 6.8 | 2.8 | 10.6 | 1.4 | 3.80 |
| XD.T 11T325.. | 6.8 | 2.8 | 10.6 | 1.4 | 3.80 |
| XD.T 11T332.. | 6.8 | 2.8 | 10.6 | 0.8 | 3.80 |
| XD.T 11T340.. | 6.8 | 2.8 | 10.6 | - | 3.80 |
| XDHT 11T350.. | 6.8 | 2.8 | 10.6 | - | 3.80 |
| XDKT 11T332.. | 6.8 | 2.8 | 10.6 | 1.4 | 3.80 |

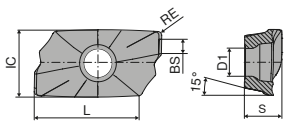

XDKT

## XDKT / XDHT

CERATIZIT \ Performance

| ISO | RE mm | -F40 CTPM245 DRAGONSKIN XDKT 51 113 ... | £ | -F50 CTPM245 DRAGONSKIN XDKT 51 034 ... | £ | -F40 CTC5240 DRAGONSKIN XDKT 50 463 ... | £ | -F20 CTWN215 XDKT 50 478 ... | £ | -27P H216T XDHT 50 477 ... | £ |
|---|---|---|---|---|---|---|---|---|---|---|---|
| 11T302FR | 0.2 | | | | | | | 502 | 12.65 | 502 | 19.07 |
| 11T304ER | 0.4 | 454 | 14.68 | | | 504 | 14.68 | | | | |
| 11T304FR | 0.4 | | | | | | | 504 | 12.65 | 504 | 19.07 |
| 11T308ER | 0.8 | 458 | 14.68 | | | 500 | 14.68 | | | | |
| 11T308FR | 0.8 | | | | | | | 508 | 12.65 | 508 | 19.07 |
| 11T308SR | 0.8 | | | 458 | 14.68 | | | | | | |
| 11T312ER | 1.2 | 462 | 14.68 | | | 512 | 14.68 | | | | |
| 11T312FR | 1.2 | | | | | | | | | 512 | 19.07 |
| 11T316ER | 1.6 | 466 | 14.68 | | | 516 | 14.68 | | | | |
| 11T316FR | 1.6 | | | | | | | | | 516 | 19.07 |
| 11T320ER | 2.0 | 470 1) | 14.68 | | | | | | | | |
| 11T320FR | 2.0 | | | | | | | 520 1) | 12.65 | 520 1) | 19.07 |
| 11T325ER | 2.5 | 475 1) | 14.68 | | | 525 1) | 14.68 | | | | |
| 11T325FR | 2.5 | | | | | | | 525 1) | 12.65 | 525 1) | 19.07 |
| 11T332ER | 3.2 | 482 1) | 14.68 | | | 532 1) | 14.68 | | | | |
| 11T332FR | 3.2 | | | | | | | | | 532 1) | 19.07 |
| 11T340ER | 4.0 | 490 1) | 14.68 | | | 540 1) | 14.68 | | | | |
| 11T340FR | 4.0 | | | | | | | | | 540 1) | 19.07 |
| 11T350FR | 5.0 | | | | | | | | | 550 1) | 19.07 |
| P | | ● | | ● | | | | | | | |
| M | | ● | | ● | | | | | | | |
| K | | | | | | | | ○ | | ○ | |
| N | | | | | | | | ● | | ● | |
| S | | | | | | ● | | | | | |
| H | | | | | | | | | | | |
| O | | | | | | | | ○ | | ○ | |

1) Insert radius >1.6 mm: Modify cutter body

## XDKT

CERATIZIT \ Performance

| ISO | RE mm | -M50 CTCP220 DRAGONSKIN XDKT 51 037 ... | £ | -M50 CTPP225 DRAGONSKIN XDKT 51 037 ... | £ | -M50 CTCP230 DRAGONSKIN XDKT 51 037 ... | £ | -M50 CTPP235 DRAGONSKIN XDKT 51 037 ... | £ | -M50 CTPM225 DRAGONSKIN XDKT 51 037 ... | £ | -M50 CTCM235 DRAGONSKIN XDKT 51 037 ... | £ | -M50 CTPM240 DRAGONSKIN XDKT 51 037 ... | £ | -M50 CTCK215 DRAGONSKIN XDKT 51 037 ... | £ | -M50 CTPK220 DRAGONSKIN XDKT 51 037 ... | £ |
|---|---|---|---|---|---|---|---|---|---|---|---|---|---|---|---|---|---|---|---|
| 11T304SR | 0.4 | | | | | 004 | 10.07 | 104 | 10.07 | | | | | 404 | 10.07 | 504 | 10.07 | | |
| 11T308SR | 0.8 | 258 | 10.07 | 058 | 10.07 | 008 | 10.07 | 108 | 10.07 | 208 | 10.07 | 308 | 10.07 | 408 | 10.07 | 508 | 10.07 | 608 | 10.07 |
| 11T312SR | 1.2 | | | | | 012 | 10.07 | | | | | | | 412 | 10.07 | | | | |
| 11T320SR | 2.0 | | | | | 020 1) | 10.07 | 120 1) | 10.07 | | | | | 420 1) | 10.07 | | | | |
| 11T325SR | 2.5 | | | | | 025 1) | 10.07 | 125 1) | 10.07 | | | | | | | | | | |
| 11T332SR | 3.2 | | | | | | | | | | | | | 432 1) | 10.07 | | | | |
| P | | ● | | ● | | ● | | ● | | ● | | ● | | ○ | | | | | |
| M | | | | | | | | ○ | | ● | | ● | | ● | | | | | |
| K | | | | | | ○ | | ○ | | | | | | | | ● | | ● | |
| N | | | | | | | | | | | | | | | | | | | |
| S | | | | | | | | | | | | | | | | | | | |
| H | | | | | | | | | | | | | | | | | | | |
| O | | | | | | | | | | | | | | | | | | | |

1) Insert radius >1.6 mm: Modify cutter body



Customer Service Centre
Freephone: 0800 073 2 073 / Freefax: 0800 073 2 074

Ordering via the Online Shop
http://cuttingtools.ceratizit.com

**85% discount included on all these cutter bodies**

## MaxiMill – End milling cutter C 211-15

▲ Insert radius >2,5 mm: Modify cutter body

CERATIZIT \ Performance

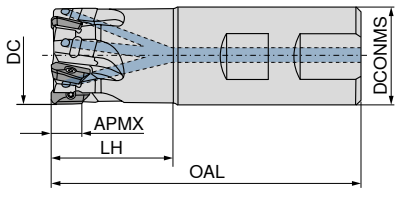




| ISO designation | DC mm | OAL mm | LH mm | DCONMS mm | APMX mm | RPMX 1/min. | Insert | ZNF | 50 747 ... A | £ | 50 747 ... | £ |
|---|---|---|---|---|---|---|---|---|---|---|---|---|
| C211.25.R.02-15-B20-32 | 25 | 83 | 32 | 20 | 14 | 26560 | XD.T 1505 | 2 | | | 125 | 38.00 |
| C211.25.R.02-15-A-32 | 25 | 90 | 32 | 25 | 14 | 26560 | XD.T 1505 | 2 | 225 | 38.00 | | |
| C211.25.R.02-15-B-32 | 25 | 90 | 32 | 25 | 14 | 26560 | XD.T 1505 | 2 | | | 025 | 38.00 |
| C211.25.R.02-15-A-50-225 | 25 | 225 | 50 | 25 | 14 | 7520 | XD.T 1505 | 2 | 325 | 35.00 | | |
| C211.32.R.03-15-B25-40 | 32 | 96 | 40 | 25 | 14 | 22160 | XD.T 1505 | 3 | | | 132 | 42.00 |
| C211.32.R.03-15-A-40 | 32 | 103 | 40 | 32 | 14 | 24160 | XD.T 1505 | 3 | 232 | 42.00 | | |
| C211.32.R.03-15-B-40 | 32 | 103 | 40 | 32 | 14 | 24160 | XD.T 1505 | 3 | | | 032 | 42.00 |
| C211.32.R.03-15-A-63-250 | 32 | 250 | 63 | 32 | 14 | 6800 | XD.T 1505 | 3 | 332 | 40.00 | | |
| C211.40.R.04-15-A-50 | 40 | 110 | 50 | 32 | 14 | 22160 | XD.T 1505 | 4 | 240 | 47.00 | | |
| C211.40.R.04-15-B32-50 | 40 | 110 | 50 | 32 | 14 | 22160 | XD.T 1505 | 4 | | | 040 | 47.00 |
| C211.40.R.03-15-A-50-275 | 40 | 275 | 50 | 32 | 14 | 6120 | XD.T 1505 | 3 | 340 | 44.00 | | |

## MaxiMill – Shell mill A 211-15

▲ Insert radius >2,5 mm: Modify cutter body

CERATIZIT \ Performance

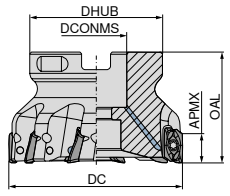




| ISO designation | DC mm | OAL mm | DCONMS H6 mm | DHUB mm | APMX mm | RPMX 1/min. | Insert | ZNF | 50 748 ... | £ | 50 749 ... | £ |
|---|---|---|---|---|---|---|---|---|---|---|---|---|
| A211.40.R.03-15 | 40 | 40 | 16 | 38 | 14 | 22160 | XD.T 1505 | 3 | 040 | 41.00 | | |
| A211.40.R.04-15 | 40 | 40 | 16 | 38 | 14 | 22160 | XD.T 1505 | 4 | | | 040 | 47.00 |
| A211.50.R.03-15 | 50 | 40 | 22 | 43 | 14 | 20320 | XD.T 1505 | 3 | 050 | 49.00 | | |
| A211.50.R.05-15 | 50 | 40 | 22 | 43 | 14 | 20320 | XD.T 1505 | 5 | | | 050 | 54.00 |
| A211.63.R.04-15 | 63 | 45 | 22 | 48 | 14 | 18640 | XD.T 1505 | 4 | 063 | 59.00 | | |
| A211.63.R.06-15 | 63 | 45 | 22 | 48 | 14 | 18640 | XD.T 1505 | 6 | | | 063 | 65.00 |
| A211.80.R.05-15 | 80 | 50 | 27 | 58 | 14 | 17040 | XD.T 1505 | 5 | 080 | 67.00 | | |
| A211.80.R.08-15 | 80 | 50 | 27 | 58 | 14 | 17040 | XD.T 1505 | 8 | | | 080 | 72.00 |
| A211.100.R.06-15 | 100 | 50 | 32 | 78 | 14 | 15680 | XD.T 1505 | 6 | 100 | 75.00 | | |
| A211.100.R.10-15 | 100 | 50 | 32 | 78 | 14 | 15680 | XD.T 1505 | 10 | | | 100 | 80.00 |
| A211.125.R.07-15 | 125 | 63 | 40 | 88 | 14 | 14320 | XD.T 1505 | 7 | 125 | 79.00 | | |
| A211.125.R.11-15 | 125 | 63 | 40 | 88 | 14 | 14320 | XD.T 1505 | 11 | | | 125 | 84.00 |
| A211.160.R.08-15 | 160 | 63 | 40 | 93 | 14 | 13200 | XD.T 1505 | 8 | 160 [1] | 111.00 | | |
| A211.160.R.12-15 | 160 | 63 | 40 | 93 | 14 | 13200 | XD.T 1505 | 12 | | | 160 [1] | 116.00 |

1) Without Through Coolant

Clamping key – T


Key D

Power Screw

Clamping screw

| Spare parts DC | £ | 80 397 ... | £ | 80 950 ... | £ | 70 950 ... | £ | 70 950 ... |
|---|---|---|---|---|---|---|---|---|
| 40 | 2.76 | 040 | 9.11 | 128 | 10.13 | 151 | 2.58 | 839 |
| 50 | 3.51 | 050 | 9.11 | 128 | 13.91 | 154 | 2.58 | 839 |
| 63 - 160 | | | 9.11 | 128 | | | 2.58 | 839 |

## XDKT

| Designation | IC mm | D1 mm | L mm | BS mm | S mm |
|---|---|---|---|---|---|
| XDKT 150508.. | 9.3 | 4.4 | 14.8 | 1.6 | 5.56 |
| XDKT 150532.. | 9.3 | 4.4 | 14.8 | 1.9 | 5.56 |
| XDKT 150540.. | 9.3 | 4.4 | 14.8 | 1.2 | 5.56 |

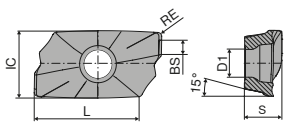

XDKT

## XDKT

CERATIZIT \ Performance

| ISO | RE mm | -F40 CTPM245 DRAGONSKIN | | -F40 CTC5240 DRAGONSKIN | | -F20 CTWN215 |
|---|---|---|---|---|---|---|
| | |  XDKT | | XDKT | |  XDKT |
| | | 51 114 ... | £ | 50 473 ... | £ | 50 479 ... £ |
| 150508ER | 0.8 | 458 | 18.32 | 508 | 18.32 | 508 15.87 |
| 150508FR | 0.8 | | | | | |
| 150532ER | 3.2 | 482 [2] | 18.32 | 532 [1] | 18.32 | |
| 150540ER | 4.0 | 490 [2] | 18.32 | 540 [1] | 18.32 | |
| P | | ● | | | | |
| M | | ● | | | | |
| K | | | | | | ○ |
| N | | | | | | ● |
| S | | | | ● | | |
| H | | | | | | |
| O | | | | | | ○ |

1) Insert radius >2.5 mm: Modify cutter body
2) Insert radius >1.6 mm: Modify cutter body

**85% discount included on all these cutter bodies**

## XDKT

CERATIZIT \ Performance

| ISO | RE mm | -M50 CTCP220 DRAGONSKIN | | -M50 CTPP225 DRAGONSKIN | | -M50 CTCP230 DRAGONSKIN | | -M50 CTPP235 DRAGONSKIN | | -M50 CTPM225 DRAGONSKIN | | -M50 CTCM235 DRAGONSKIN | | -M50 CTPM240 DRAGONSKIN | | -M50 CTCK215 DRAGONSKIN | | -M50 CTPK220 DRAGONSKIN | |
|---|---|---|---|---|---|---|---|---|---|---|---|---|---|---|---|---|---|---|---|
| | | XDKT | | XDKT | | XDKT | | XDKT | | XDKT | | XDKT | | XDKT | | XDKT | | XDKT | |
| | | 51 038 ... | £ | 51 038 ... | £ | 51 038 ... | £ | 51 038 ... | £ | 51 038 ... | £ | 51 038 ... | £ | 51 038 ... | £ | 51 038 ... | £ | 51 038 ... | £ |
| 150508SR | 0.8 | 258 | 13.43 | 058 | 13.43 | 008 | 13.43 | 108 | 13.43 | 208 | 13.43 | 308 | 13.43 | 408 | 13.43 | 508 | 13.43 | 608 | 13.43 |
| 150512SR | 1.2 | | | | | 012 | 13.43 | 112 | 13.43 | | | | | 412 | 13.43 | | | | |
| 150516SR | 1.6 | | | | | 016 | 13.43 | 116 | 13.43 | | | | | 416 | 13.43 | | | | |
| 150520SR | 2.0 | | | | | | | 120 | 13.43 | | | | | | | | | | |
| 150530SR | 3.0 | | | | | 030 | 13.43 | 130 | 13.43 | | | | | 430 | 13.43 | | | | |
| 150540SR | 4.0 | | | | | 040 | 13.43 | 140 | 13.43 | | | | | 440 | 13.43 | | | | |
| P | | ● | | ● | | ● | | ● | | ● | | ● | | ○ | | | | | |
| M | | | | | | | | ○ | | ● | | ● | | ● | | | | | |
| K | | | | | | ○ | | ○ | | | | | | | | ● | | ● | |
| N | | | | | | | | | | | | | | | | | | | |
| S | | | | | | | | | | | | | | | | | | | |
| H | | | | | | | | | | | | | | | | | | | |
| O | | | | | | | | | | | | | | | | | | | |

## **MaxiMill** – Chamfer Cutter A 242

- ▲ Caution: Use only inserts with a corner radius of less than 1.6 mm
- ▲ ZEFP = number of inserts
- ▲ ZNP = tooth rows

CERATIZIT \ Performance

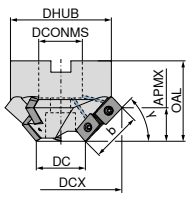




| KAPR ° | ZEFP | DCX ±0,3 mm | DC mm | b ±0,3 mm | OAL mm | APMX ±0,3 mm | DCONMS mm | DHUB mm | ZNP | Insert | ZNF | 50 768 ... | £ |
|---|---|---|---|---|---|---|---|---|---|---|---|---|---|
| 15 | 6 | 92.2 | 35 | 29.6 | 50 | 7.6 | 27 | 62.5 | 2 | LD.. 1504.. | 3 | 015 | 54.00 |
| 30 | 6 | 86.3 | 35 | 29.6 | 50 | 14.8 | 27 | 62.5 | 2 | LD.. 1504.. | 3 | 030 | 54.00 |
| 45 | 6 | 76.9 | 35 | 29.6 | 50 | 20.9 | 27 | 62.5 | 2 | LD.. 1504.. | 3 | 045 | 54.00 |
| 60 | 6 | 64.6 | 35 | 29.6 | 50 | 25.6 | 22 | 62.5 | 2 | LD.. 1504.. | 3 | 060 [1] | 54.00 |
| 75 | 6 | 50.3 | 35 | 29.6 | 60 | 28.5 | 22 | 49.0 | 2 | LD.. 1504.. | 3 | 075 [1] | 54.00 |

1) Version with Powerscrew

| Spare parts KAPR | Clamping key – T £ | 80 397 ... | Key D £ | 80 950 ... | Power Screw £ | 70 950 ... | Clamping screw £ | 70 950 ... | clamping screw £ | 83 950 ... |
|---|---|---|---|---|---|---|---|---|---|---|
| 15 - 45 | | | 7.08 | 113 | | | 2.54 | 304 | 3.00 | 125 |
| 60 - 75 | 3.51 | 050 | 7.08 | 113 | 13.91 | 154 | 2.54 | 304 | | |

## LDFT / LDFW

| Designation | IC mm | D1 mm | L mm | BS mm | S mm |
|---|---|---|---|---|---|
| LDF. 1504PD.. | 9.52 | 4.4 | 15 | 1.2 | 4.76 |
| LDFT 1504PD.. | 9.52 | 4.4 | 15 | 0.8 | 4.76 |

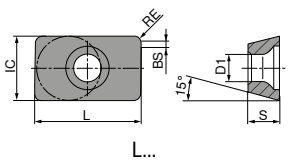


## LDFT / LDFW

CERATIZIT \ Performance

| ISO | -29 CTCP230 DRAGONSKIN | | -29 CTPP235 DRAGONSKIN | | -33 CTPM240 DRAGONSKIN | | CTCK215 DRAGONSKIN | |
|---|---|---|---|---|---|---|---|---|
| | LDFT | | LDFT | |  LDFT | | LDFW | |
| | 51 079 ... | £ | 51 079 ... | £ | 51 042 ... | £ | 51 043 ... | £ |
| 1504PDSR | 020 | 13.70 | 120 | 13.70 | 420 | 13.08 | 520 | 11.44 |
| P | ● | | ● | | ○ | | | |
| M | | | ○ | | ● | | | |
| K | ○ | | ○ | | | | ● | |
| N | | | | | | | | |
| S | | | | | | | | |
| H | | | | | | | | |
| O | | | | | | | | |



Customer Service Centre
Freephone: 0800 073 2 073 / Freefax: 0800 073 2 074

Ordering via the Online Shop
http://cuttingtools.ceratizit.com

**85% discount included on all these cutter bodies**

## **MaxiMill** – End milling cutter C HFC

CERATIZIT \ Performance

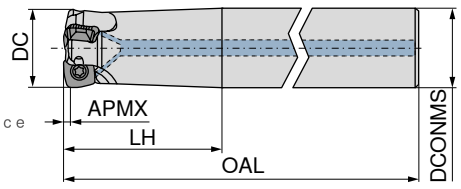

| ISO designation | DC mm | OAL mm | LH mm | DCONMS h6 mm | APMX mm | RPMX 1/min. | Insert | ZNF | 50 681 ... | £ |
|---|---|---|---|---|---|---|---|---|---|---|
| CHFC.25.R.02-09-A-50-225 | 25 | 225 | 50 | 25 | 1 | 9000 | XDLX 09T3.. | 2 | 025 | 40.00 |
| CHFC.25.R.03-09-A-50-225 | 25 | 225 | 50 | 25 | 1 | 9000 | XDLX 09T3.. | 3 | 125 | 42.00 |
| CHFC.32.R.03-09-A-63-250 | 32 | 250 | 63 | 32 | 1 | 8100 | XDLX 09T3.. | 3 | 032 | 44.00 |
| | | | | | | | | | | |
| CHFC.32.R.02-12-A-63-250 | 32 | 250 | 63 | 32 | 2 | 6480 | XOLX 1204.. | 2 | 132 | 41.00 |
| CHFC.35.R.03-12-A-63-250 | 35 | 250 | 63 | 32 | 2 | 6480 | XOLX 1204.. | 3 | 035 | 44.00 |

## **MaxiMill** – Screw in cutter G HFC

CERATIZIT \ Performance

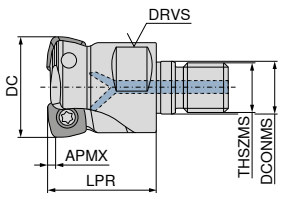

| ISO designation | DC mm | LPR mm | DCONMS mm | THSZMS | DRVS mm | APMX mm | RPMX 1/min. | Insert | ZNF | 50 682 ... | £ |
|---|---|---|---|---|---|---|---|---|---|---|---|
| GHFC.25.R.02-09 | 25 | 35 | 12.5 | M12 | 17 | 1 | 30000 | XDLX 09T3.. | 2 | 025 | 40.00 |
| GHFC.25.R.03-09 | 25 | 35 | 12.5 | M12 | 17 | 1 | 30000 | XDLX 09T3.. | 3 | 125 | 42.00 |
| GHFC.32.R.03-09 | 32 | 35 | 17.0 | M16 | 24 | 1 | 27000 | XDLX 09T3.. | 3 | 032 | 44.00 |
| | | | | | | | | | | | |
| GHFC.32.R.02-12 | 32 | 35 | 17.0 | M16 | 24 | 2 | 21600 | XOLX 1204.. | 2 | 132 | 41.00 |
| GHFC.35.R.03-12 | 35 | 35 | 17.0 | M16 | 24 | 2 | 21360 | XOLX 1204.. | 3 | 035 | 44.00 |

## **MaxiMill** – Shell mill A HFC

CERATIZIT \ Performance

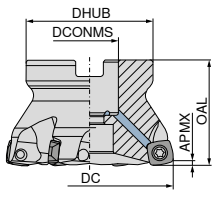




| ISO designation | DC mm | OAL mm | DCONMS H6 mm | DHUB mm | APMX mm | RPMX 1/min. | Insert | ZNF | 50 683 ... | £ |
|---|---|---|---|---|---|---|---|---|---|---|
| AHFC.32.R.03-09 | 32 | 40 | 16 | 38 | 1.0 | 27700 | XDLX 09T3.. | 3 | 032 | 44.00 |
| AHFC.35.R.04-09 | 35 | 40 | 16 | 38 | 1.0 | 26700 | XDLX 09T3.. | 4 | 035 | 47.00 |
| AHFC.40.R.04-09 | 40 | 40 | 16 | 38 | 1.0 | 26400 | XDLX 09T3.. | 4 | 140 | 49.00 |
| AHFC.42.R.05-09 | 42 | 40 | 16 | 38 | 1.0 | 26100 | XDLX 09T3.. | 5 | 142 | 52.00 |
| AHFC.50.R.05-09 | 50 | 40 | 22 | 43 | 1.0 | 23500 | XDLX 09T3.. | 5 | 150 | 58.00 |
| AHFC.52.R.06-09 | 52 | 40 | 22 | 43 | 1.0 | 23000 | XDLX 09T3.. | 6 | 152 | 61.00 |
| AHFC.63.R.06-09 | 63 | 40 | 22 | 48 | 1.0 | 20500 | XDLX 09T3.. | 6 | 163 | 66.00 |
| | | | | | | | | | | |
| AHFC.40.R.03-12 | 40 | 40 | 16 | 38 | 2.0 | 21120 | XOLX 1204.. | 3 | 040 | 46.00 |
| AHFC.42.R.04-12 | 42 | 40 | 16 | 38 | 2.0 | 20880 | XOLX 1204.. | 4 | 042 | 49.00 |
| AHFC.50.R.04-12 | 50 | 40 | 22 | 43 | 2.0 | 18800 | XOLX 1204.. | 4 | 050 | 55.00 |
| AHFC.52.R.05-12 | 52 | 40 | 22 | 43 | 2.0 | 18400 | XOLX 1204.. | 5 | 052 | 58.00 |
| AHFC.63.R.05-12 | 63 | 40 | 22 | 48 | 2.0 | 16400 | XOLX 1204.. | 5 | 063 | 64.00 |
| AHFC.66.R.06-12 | 66 | 40 | 22 | 48 | 2.0 | 16000 | XOLX 1204.. | 6 | 066 | 66.00 |
| AHFC.80.R.07-12 | 80 | 50 | 27 | 58 | 2.0 | 14000 | XOLX 1204.. | 7 | 080 | 75.00 |
| AHFC.100.R.08-12 | 100 | 50 | 32 | 78 | 2.0 | 12000 | XOLX 1204.. | 8 | 100 | 84.00 |
| | | | | | | | | | | |
| AHFC.63.R.05-19 | 63 | 40 | 22 | 48 | 3.3 | 5500 | XOLX 1906.. | 5 | 263 | 67.00 |
| AHFC.80.R.06-19 | 80 | 50 | 27 | 58 | 3.3 | 4700 | XOLX 1906.. | 6 | 280 | 81.00 |
| AHFC.100.R.08-19 | 100 | 52 | 32 | 78 | 3.3 | 4100 | XOLX 1906.. | 8 | 300 | 96.00 |
| AHFC.125.R.10-19 | 125 | 63 | 40 | 88 | 3.3 | 3600 | XOLX 1906.. | 10 | 325 | 121.00 |
| AHFC.160.R.11-19 | 160 | 63 | 40 | 98 | 3.3 | 3100 | XOLX 1906.. | 11 | 360 [1] | 146.00 |

1) With threaded holes M12 on the front face, pitch circle diameter = 66.7 mm / Without Through Coolant

| Spare parts | |  Key D £ | 80 950 ... | | Power Screw £ | 70 950 ... | | Clamping screw £ | 70 950 ... |
|---|---|---|---|---|---|---|---|---|---|
| XDLX 09T3.. | T15 | 7.08 | 113 | | | | M3,5x7,2 | 2.54 | 110 |
| XDLX 09T3.. (Ø32 – Ø42) | T15 | 7.08 | 113 | M8x30 | 10.13 | 151 | M3,5x7,2 | 2.54 | 110 |
| XOLX 1204.. | T20 | 7.57 | 114 | | | | M4,5x10,5 | 2.04 | 280 |
| XOLX 1204.. (Ø40 – Ø42) | T20 | 7.57 | 114 | M8x30 | 10.13 | 151 | M4,5x10,5 | 2.04 | 280 |
| XOLX 1906.. | T20 | 7.57 | 114 | | | | M5x14 | 3.32 | 302 |

## XDLX / XOLX

| Designation | IC mm | D1 mm | L mm | AN ° | S mm |
|---|---|---|---|---|---|
| XDLX 09T308.. | 9.52 | 4.4 | 9 | 15 | 3.97 |
| XOLX 120410.. | 12.70 | 5.5 | 12 | 10 | 4.76 |

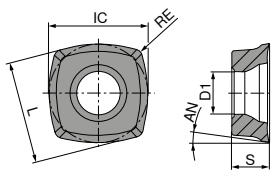


## XDLX

CERATIZIT \ Performance

| ISO | RE mm | -M50 CTCP220 DRAGONSKIN XDLX 51 016 ... | £ | -M50 CTPP225 DRAGONSKIN XDLX 51 016 ... | £ | -M50 CTCP230 DRAGONSKIN XDLX 51 016 ... | £ | -M50 CTPP235 DRAGONSKIN XDLX 51 016 ... | £ |
|---|---|---|---|---|---|---|---|---|---|
| 09T308SR | 0.8 | 258 | 9.11 | 058 | 9.11 | 008 | 9.11 | 108 | 9.11 |
| P | | ● | | ● | | ● | | ● | |
| M | | | | | | | | ○ | |
| K | | | | | | ○ | | ○ | |
| N | | | | | | | | | |
| S | | | | | | | | | |
| H | | | | | | | | | |
| O | | | | | | | | | |

## XDLX

CERATIZIT \ Performance

| ISO | RE mm | -F40 CTPM245 DRAGONSKIN XDLX 51 115 ... | £ | -M50 CTPM225 DRAGONSKIN XDLX 51 016 ... | £ | -M50 CTCM235 DRAGONSKIN XDLX 51 016 ... | £ | -M50 CTPM240 DRAGONSKIN XDLX 51 016 ... | £ | -M50 CTPM245 DRAGONSKIN XDLX 51 016 ... | £ | -M50 CTCK215 DRAGONSKIN XDLX 51 016 ... | £ | -F40 CTC5240 DRAGONSKIN XDLX 50 503 ... | £ |
|---|---|---|---|---|---|---|---|---|---|---|---|---|---|---|---|
| 09T308ER | 0.8 | 458 | 12.46 | | | | | | | | | | | 558 | 12.46 |
| 09T308SR | 0.8 | | | 208 | 9.11 | 308 | 9.11 | 408 | 9.11 | 458 | 12.46 | 508 | 9.11 | | |
| P | | ● | | ● | | ● | | ○ | | ● | | | | | |
| M | | ● | | ● | | ● | | ● | | ● | | | | | |
| K | | | | | | | | | | | | ● | | | |
| N | | | | | | | | | | | | | | | |
| S | | | | | | | | | | | | | | ● | |
| H | | | | | | | | | | | | | | | |
| O | | | | | | | | | | | | | | | |

## XOLX

CERATIZIT \ Performance

| ISO | RE mm | -M50 CTCP220 DRAGONSKIN XOLX 51 017 ... | £ | -M50 CTPP225 DRAGONSKIN XOLX 51 017 ... | £ | -M50 CTCP230 DRAGONSKIN XOLX 51 017 ... | £ | -M50 CTPP235 DRAGONSKIN XOLX 51 017 ... | £ | -R50 CTPP235 DRAGONSKIN XOLX 51 018 ... | £ |
|---|---|---|---|---|---|---|---|---|---|---|---|
| 120410SR | 1.0 | 260 | 10.92 | 060 | 10.92 | 010 | 10.92 | 110 | 10.92 | 110 | 10.92 |
| P | | ● | | ● | | ● | | ● | | ● | |
| M | | | | | | | | ○ | | ○ | |
| K | | | | | | ○ | | ○ | | ○ | |
| N | | | | | | | | | | | |
| S | | | | | | | | | | | |
| H | | | | | | | | | | | |
| O | | | | | | | | | | | |

## XOLX

CERATIZIT \ Performance

| ISO | RE mm | -F40 CTPM245 DRAGONSKIN XOLX 51 022 ... | £ | -M50 CTPM225 DRAGONSKIN XOLX 51 017 ... | £ | -M50 CTCM235 DRAGONSKIN XOLX 51 017 ... | £ | -M50 CTPM240 DRAGONSKIN XOLX 51 017 ... | £ | -M50 CTPM245 DRAGONSKIN XOLX 51 017 ... | £ | -M50 CTCK215 DRAGONSKIN XOLX 51 017 ... | £ | -F40 CTC5240 DRAGONSKIN XOLX 50 504 ... | £ |
|---|---|---|---|---|---|---|---|---|---|---|---|---|---|---|---|
| 120410ER | 1.0 | 460 | 14.58 | | | | | | | | | | | 558 | 14.58 |
| 120410SR | 1.0 | | | 210 | 10.92 | 310 | 10.92 | 410 | 10.92 | 460 | 14.58 | 510 | 10.92 | | |
| P | | ● | | ● | | ● | | ○ | | ● | | | | | |
| M | | ● | | ● | | ● | | ● | | ● | | | | | |
| K | | | | | | | | | | | | ● | | | |
| N | | | | | | | | | | | | | | | |
| S | | | | | | | | | | | | | | ● | |
| H | | | | | | | | | | | | | | | |
| O | | | | | | | | | | | | | | | |



Customer Service Centre
Freephone: 0800 073 2 073 / Freefax: 0800 073 2 074

Ordering via the Online Shop
http://cuttingtools.ceratizit.com

**85% discount included on all these cutter bodies**

## MaxiMill – Shell mill A HFC

CERATIZIT \ Performance

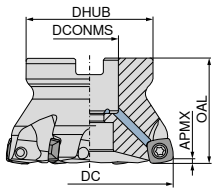




| ISO designation | DC mm | OAL mm | DCONMS H6 mm | DHUB mm | APMX mm | RPMX 1/min. | Insert | ZNF | 50 683 ... | £ |
|---|---|---|---|---|---|---|---|---|---|---|
| AHFC.32.R.03-09 | 32 | 40 | 16 | 38 | 1.0 | 27700 | XDLX 09T3.. | 3 | 032 | 44.00 |
| AHFC.35.R.04-09 | 35 | 40 | 16 | 38 | 1.0 | 26700 | XDLX 09T3.. | 4 | 035 | 47.00 |
| AHFC.40.R.04-09 | 40 | 40 | 16 | 38 | 1.0 | 26400 | XDLX 09T3.. | 4 | 140 | 49.00 |
| AHFC.42.R.05-09 | 42 | 40 | 16 | 38 | 1.0 | 26100 | XDLX 09T3.. | 5 | 142 | 52.00 |
| AHFC.50.R.05-09 | 50 | 40 | 22 | 43 | 1.0 | 23500 | XDLX 09T3.. | 5 | 150 | 58.00 |
| AHFC.52.R.06-09 | 52 | 40 | 22 | 43 | 1.0 | 23000 | XDLX 09T3.. | 6 | 152 | 61.00 |
| AHFC.63.R.06-09 | 63 | 40 | 22 | 48 | 1.0 | 20500 | XDLX 09T3.. | 6 | 163 | 66.00 |
| AHFC.40.R.03-12 | 40 | 40 | 16 | 38 | 2.0 | 21120 | XOLX 1204.. | 3 | 040 | 46.00 |
| AHFC.42.R.04-12 | 42 | 40 | 16 | 38 | 2.0 | 20880 | XOLX 1204.. | 4 | 042 | 49.00 |
| AHFC.50.R.04-12 | 50 | 40 | 22 | 43 | 2.0 | 18800 | XOLX 1204.. | 4 | 050 | 55.00 |
| AHFC.52.R.05-12 | 52 | 40 | 22 | 43 | 2.0 | 18400 | XOLX 1204.. | 5 | 052 | 58.00 |
| AHFC.63.R.05-12 | 63 | 40 | 22 | 48 | 2.0 | 16400 | XOLX 1204.. | 5 | 063 | 64.00 |
| AHFC.66.R.06-12 | 66 | 40 | 22 | 48 | 2.0 | 16000 | XOLX 1204.. | 6 | 066 | 66.00 |
| AHFC.80.R.07-12 | 80 | 50 | 27 | 58 | 2.0 | 14000 | XOLX 1204.. | 7 | 080 | 75.00 |
| AHFC.100.R.08-12 | 100 | 50 | 32 | 78 | 2.0 | 12000 | XOLX 1204.. | 8 | 100 | 84.00 |
| AHFC.63.R.05-19 | 63 | 40 | 22 | 48 | 3.3 | 5500 | XOLX 1906.. | 5 | 263 | 67.00 |
| AHFC.80.R.06-19 | 80 | 50 | 27 | 58 | 3.3 | 4700 | XOLX 1906.. | 6 | 280 | 81.00 |
| AHFC.100.R.08-19 | 100 | 52 | 32 | 78 | 3.3 | 4100 | XOLX 1906.. | 8 | 300 | 96.00 |
| AHFC.125.R.10-19 | 125 | 63 | 40 | 88 | 3.3 | 3600 | XOLX 1906.. | 10 | 325 | 121.00 |
| AHFC.160.R.11-19 | 160 | 63 | 40 | 98 | 3.3 | 3100 | XOLX 1906.. | 11 | 360 [1] | 146.00 |

1) With threaded holes M12 on the front face, pitch circle diameter = 66.7 mm / Without Through Coolant


TORX® blade


Key D

Clamping screw

| Spare parts Insert | £ | 80 950 ... | £ | 80 950 ... | £ | 70 950 ... |
|---|---|---|---|---|---|---|
| XOLX 1906.. | 3.86 | 037 | 7.57 | 114 | 3.32 | 302 |

## XOLX

| Designation | IC mm | D1 mm | L mm | S mm | AN ° |
|---|---|---|---|---|---|
| XOLX 1906.. | 19.14 | 6 | 19 | 6.35 | 10 |

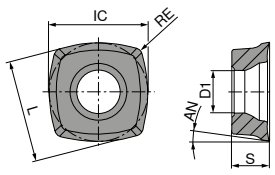


## XOLX

CERATIZIT \ Performance

| ISO | RE mm | -F40 CTPM245 DRAGONSKIN XOLX 51 022 ... | £ | -F40 CTC5240 DRAGONSKIN XOLX 50 504 ... | £ |
|---|---|---|---|---|---|
| 190615ER | 1.5 | 465 | 22.12 | 515 | 22.12 |
| P | | ● | | | |
| M | | ● | | | |
| K | | | | | |
| N | | | | | |
| S | | | | ● | |
| H | | | | | |
| O | | | | | |

## XOLX

CERATIZIT \ Performance

| ISO | RE mm | -M50 CTCP230 DRAGONSKIN XOLX 51 017 ... | £ | -M50 CTPP235 DRAGONSKIN XOLX 51 017 ... | £ | -M50 CTPM240 DRAGONSKIN XOLX 51 017 ... | £ | -M50 CTCK215 DRAGONSKIN XOLX 51 017 ... | £ |
|---|---|---|---|---|---|---|---|---|---|
| 190615SR | 1.5 | 015 | 15.87 | 115 | 15.87 | 415 | 15.87 | 515 | 15.87 |
| P | | ● | | ● | | ○ | | | |
| M | | | | ○ | | ● | | | |
| K | | ○ | | ○ | | | | ● | |
| N | | | | | | | | | |
| S | | | | | | | | | |
| H | | | | | | | | | |
| O | | | | | | | | | |

**85% discount included on all these cutter bodies**

## MaxiMill – Shell mill A 251 RS

CERATIZIT \ Performance

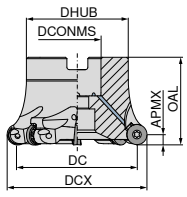




| ISO designation | DCX mm | DC mm | OAL mm | APMX mm | DHUB mm | DCONMS H6 mm | RPMX 1/min. | Insert | ZNF | 50 686 ... | £ |
|---|---|---|---|---|---|---|---|---|---|---|---|
| A251.40.R.03-10-RS | 40 | 30 | 40 | 5 | 38 | 16 | 15900 | RP.X 10T3.. | 3 | 240 | 45.00 |
| A251.40.R.05-10-RS | 40 | 30 | 40 | 5 | 38 | 16 | 16000 | RP.X 10T3.. | 5 | 140 | 51.00 |
| A251.42.R.06-10-RS | 42 | 32 | 40 | 5 | 38 | 16 | 16000 | RP.X 10T3.. | 6 | 142 | 59.00 |
| A251.50.R.04-10-RS | 50 | 40 | 40 | 5 | 43 | 22 | 12700 | RP.X 10T3.. | 4 | 350 | 50.00 |
| A251.50.R.06-10-RS | 50 | 40 | 40 | 5 | 43 | 22 | 12500 | RP.X 10T3.. | 6 | 150 | 61.00 |
| A251.52.R.06-10-RS | 52 | 42 | 40 | 5 | 43 | 22 | 12500 | RP.X 10T3.. | 6 | 152 | 61.00 |
| A251.40.R.04-12-RS | 40 | 28 | 40 | 6 | 38 | 16 | 15900 | RP.X 1204.. | 4 | 340 | 47.00 |
| A251.50.R.04-12-RS | 50 | 38 | 40 | 6 | 43 | 22 | 12700 | RP.X 1204.. | 4 | 250 | 48.00 |
| A251.50.R.05-12-RS | 50 | 38 | 40 | 6 | 43 | 22 | 12500 | RP.X 1204.. | 5 | 050 | 57.00 |
| A251.63.R.06-12-RS | 63 | 51 | 40 | 6 | 48 | 22 | 10000 | RP.X 1204.. | 6 | 063 | 70.00 |
| A251.80.R.05-12-RS | 80 | 68 | 50 | 6 | 58 | 27 | 7950 | RP.X 1204.. | 5 | 180 | 64.00 |
| A251.80.R.07-12-RS | 80 | 68 | 50 | 6 | 58 | 27 | 8000 | RP.X 1204.. | 7 | 080 | 79.00 |
| A251.100.R.06-12-RS | 100 | 88 | 50 | 6 | 78 | 32 | 6350 | RP.X 1204.. | 6 | 100 | 72.00 |
| A251.100.R.10-12-RS | 100 | 88 | 50 | 6 | 78 | 32 | 6350 | RP.X 1204.. | 10 | 200 | 104.00 |

**Spare parts**

| Insert | | Clamping key – T £ | 80 397 ... | | Key D £ | 80 950 ... | | Power Screw £ | 70 950 ... | | Clamping screw £ | 70 950 ... |
|---|---|---|---|---|---|---|---|---|---|---|---|---|
| RP.X 10T3.. | SW4 | 2.76 | 040 | T10 | 6.96 | 112 | M8x30 | 10.13 | 151 | M3x7,3 | 2.09 | 840 |
| RP.X 1204.. | SW4 | 2.76 | 040 | T15 | 7.08 | 113 | M8x30 | 10.13 | 151 | M3,5x8,6 | 2.54 | 304 |

## RPHX

| Designation | IC mm | D1 mm | S mm |
|---|---|---|---|
| RPHX 10T3.. | 10 | 3.4 | 3.97 |
| RPHX 1204.. | 12 | 4.4 | 4.76 |

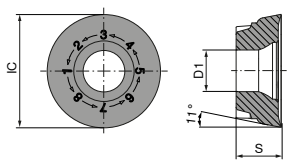


## RPHX

CERATIZIT \ Performance

| ISO | -F50 CTPP235 DRAGONSKIN RPHX | | -F50 CTPM225 DRAGONSKIN RPHX | | -F50 CTCM235 DRAGONSKIN RPHX | | -F50 CTPM240 DRAGONSKIN RPHX | | -M30 CTPM225 DRAGONSKIN RPHX | | -M30 CTCM235 DRAGONSKIN RPHX | | -M30 CTPM240 DRAGONSKIN RPHX | | -M50 CTPM240 DRAGONSKIN RPHX | |
|---|---|---|---|---|---|---|---|---|---|---|---|---|---|---|---|---|
| | 51 051 ... | £ | 51 051 ... | £ | 51 051 ... | £ | 51 051 ... | £ | 51 049 ... | £ | 51 049 ... | £ | 51 049 ... | £ | 51 050 ... | £ |
| 1204M8EN | | | | | | | | | 225 | 10.07 | 325 | 10.07 | 425 | 10.07 | | |
| 1204M8SN | 125 | 10.07 | 225 | 10.07 | 325 | 10.07 | 425 | 10.07 | | | | | | | 425 | 10.07 |
| P | ● | | ● | | ● | | ○ | | ● | | ● | | ○ | | ○ | |
| M | ○ | | ● | | ● | | ● | | ● | | ● | | ● | | ● | |
| K | ○ | | | | | | | | | | | | | | | |
| N | | | | | | | | | | | | | | | | |
| S | | | | | | | | | | | | | | | | |
| H | | | | | | | | | | | | | | | | |
| O | | | | | | | | | | | | | | | | |

## RPHX

CERATIZIT \ Performance

| ISO | -SN CTPM225 DRAGONSKIN RPHX | | -F50 CTPM245 DRAGONSKIN RPHX | | -M50 CTPM245 DRAGONSKIN RPHX | | -SN CTCK215 DRAGONSKIN RPHX | | -M31 CTC5240 DRAGONSKIN RPHX | | -27P H216T RPHX | |
|---|---|---|---|---|---|---|---|---|---|---|---|---|
| | 51 052 ... | £ | 51 051 ... | £ | 51 050 ... | £ | 51 052 ... | £ | 50 493 ... | £ | 50 483 ... | £ |
| 10T3M4SN | | | 470 [1] | 13.14 | 470 [1] | 13.14 | | | | | | |
| 10T3M8EN | | | | | | | | | 551 | 13.14 | | |
| 10T3M8SN | | | | | 471 | 13.14 | | | | | | |
| 1204M4SN | | | | | 475 [1] | 14.48 | | | | | | |
| 1204M6SN | | | | | 476 | 14.48 | | | | | | |
| 1204M8EN | | | | | | | | | 582 | 14.48 | | |
| 1204M8FN | | | | | | | | | | | 602 | 11.63 |
| 1204M8SN | 225 | 10.07 | 477 | 14.48 | 477 | 14.48 | 525 | 10.07 | | | | |
| P | ● | | ● | | ● | | | | | | | |
| M | ● | | ● | | ● | | | | | | | |
| K | | | | | | | ● | | | | ○ | |
| N | | | | | | | | | | | ● | |
| S | | | | | | | | | ● | | | |
| H | | | | | | | | | | | | |
| O | | | | | | | | | | | ○ | |

1) Insert with 4 indexes



Customer Service Centre
Freephone: 0800 073 2 073 / Freefax: 0800 073 2 074

Ordering via the Online Shop
http://cuttingtools.ceratizit.com

## New system size for more economy

Efficiency, process security and flexibility. That's what MaxiMill 271 stands for. The extremely soft-cutting tool system can be used in a wide range of applications thanks to the fine and standard pitch holders, while the wiper insert also helps achieve first-class finishes. Furthermore, the system stands out thanks to the cutter's excellent wear behaviour and also impresses with optimal chip formation and removal.

*Find more Information in the UP2DATE catalogue (September 2019)*


| | | | |
|---|---|---|---|
| Cutting Data | 98+99 | Chip Breakers Overview | 99 |


**85% discount included on all these cutter bodies**

## MaxiMill – End milling cutter C 271-12

CERATIZIT \ Performance

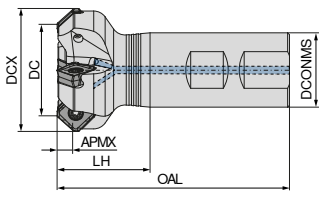

| ISO designation | DC mm | DCX mm | ZNF | APMX mm | OAL mm | LH mm | DCONMS h6 mm | RPMX 1/min. | torque moment Nm | Insert | 50 786 ... | £ |
|---|---|---|---|---|---|---|---|---|---|---|---|---|
| C271.32.R.03-12-B-40 | 32 | 45 | 3 | 6.8 | 100 | 40 | 32 | 18400 | 3,2 | SOHU 1204.. / XOHU 1204.. | 03203 | 47.00 |
| C271.40.R.04-12-B32-40 | 40 | 53 | 4 | 6.8 | 100 | 40 | 32 | 16800 | 3,2 | SOHU 1204.. / XOHU 1204.. | 04004 | 58.00 |

Clamping screw

| Spare parts DC | £ | 70 950 ... |
|---|---|---|
| 32 - 40 | 2.54 | 859 |

## MaxiMill – A 271-12 Face mill

▲ 8 cutting edges per insert

CERATIZIT \ Performance

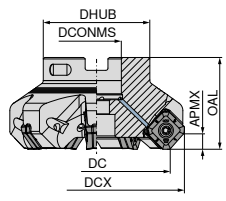

| ISO designation | DC mm | DCX mm | ZNF | APMX mm | OAL mm | DHUB mm | DCONMS H6 mm | RPMX 1/min. | torque moment Nm | Insert | 50 787 ... | £ | 50 787 ... | £ |
|---|---|---|---|---|---|---|---|---|---|---|---|---|---|---|
| A271.40.R.04-12 | 40 | 53 | 4 | 6.8 | 40 | 38 | 16 | 17900 | 3,2 | SOHU 1204.. / XOHU 1204.. | 04004 | 58.00 | | |
| A271.50.R.05-12 | 50 | 63 | 5 | 6.8 | 40 | 43 | 22 | 15200 | 3,2 | SOHU 1204.. / XOHU 1204.. | 05005 | 60.00 | | |
| A271.63.R.07-12 | 63 | 76 | 7 | 6.8 | 40 | 48 | 22 | 13100 | 3,2 | SOHU 1204.. / XOHU 1204.. | 06307 | 76.00 | | |
| A271.80.R.06-12 | 80 | 93 | 6 | 6.8 | 50 | 58 | 27 | 11300 | 3,2 | SOHU 1204.. / XOHU 1204.. | | | 08006 | 76.00 |
| A271.80.R.08-12 | 80 | 93 | 8 | 6.8 | 50 | 58 | 27 | 11300 | 3,2 | SOHU 1204.. / XOHU 1204.. | 08008 | 88.00 | | |
| A271.100.R.07-12 | 100 | 113 | 7 | 6.8 | 63 | 78 | 32 | 9900 | 3,2 | SOHU 1204.. / XOHU 1204.. | | | 10007 | 96.00 |
| A271.100.R.10-12 | 100 | 113 | 10 | 6.8 | 63 | 78 | 32 | 9900 | 3,2 | SOHU 1204.. / XOHU 1204.. | 10010 | 109.00 | | |
| A271.125.R.08-12 | 125 | 138 | 8 | 6.8 | 63 | 88 | 40 | 8700 | 3,2 | SOHU 1204.. / XOHU 1204.. | | | 12508 | 117.00 |
| A271.125.R.12-12 | 125 | 138 | 12 | 6.8 | 63 | 88 | 40 | 8700 | 3,2 | SOHU 1204.. / XOHU 1204.. | 12512 | 134.00 | | |
| A271.160.R.09-12 | 160 | 173 | 9 | 6.8 | 63 | 98 | 40 | 7600 | 3,2 | SOHU 1204.. / XOHU 1204.. | | | 16009 [1] | 136.00 |
| A271.160.R.14-12 | 160 | 173 | 14 | 6.8 | 63 | 98 | 40 | 7600 | 3,2 | SOHU 1204.. / XOHU 1204.. | 16014 [1] | 158.00 | | |
| A271.200.R.11-12 | 200 | 213 | 11 | 6.8 | 63 | 132 | 60 | 6700 | 3,2 | SOHU 1204.. / XOHU 1204.. | | | 20011 [1] | 170.00 |
| A271.200.R.17-12 | 200 | 213 | 17 | 6.8 | 63 | 132 | 60 | 6700 | 3,2 | SOHU 1204.. / XOHU 1204.. | 20017 [1] | 192.00 | | |
| A271.250.R.13-12 | 250 | 263 | 13 | 6.8 | 63 | 132 | 60 | 6000 | 3,2 | SOHU 1204.. / XOHU 1204.. | | | 25013 [1] | 205.00 |
| A271.250.R.21-12 | 250 | 263 | 21 | 6.8 | 63 | 132 | 60 | 6000 | 3,2 | SOHU 1204.. / XOHU 1204.. | 25021 [1] | 241.00 | | |

1) Without Through Coolant

## MaxiMill – A 271-12 HFC Face mill

CERATIZIT \ Performance

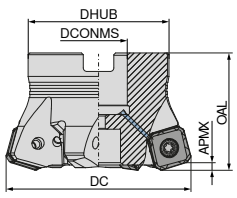




| ISO designation | DC mm | ZNF | APMX mm | OAL mm | DHUB mm | DCONMS H6 mm | RPMX 1/min. | torque moment Nm | Insert | 50 788 ... | £ |
|---|---|---|---|---|---|---|---|---|---|---|---|
| A271.50.R.04-12-HFC | 50 | 4 | 2.6 | 40 | 43 | 22 | 14600 | 3,2 | SOHU 1204.. | 05004 | 60.00 |
| A271.63.R.06-12-HFC | 63 | 6 | 2.6 | 40 | 48 | 22 | 12500 | 3,2 | SOHU 1204.. | 06306 | 76.00 |
| A271.80.R.07-12-HFC | 80 | 7 | 2.6 | 50 | 58 | 27 | 10800 | 3,2 | SOHU 1204.. | 08007 | 88.00 |

Clamping key – T

Power Screw

Clamping screw

| Spare parts | £ | 80 397 ... | £ | 70 950 ... | £ | 70 950 ... |
|---|---|---|---|---|---|---|
| 40 (5078704004) | 2.76 | 040 | 10.13 | 151 | 2.54 | 859 |
| 50 - 250 | | | | | 2.54 | 859 |
| 50 (5078805004) | 3.51 | 050 | 13.91 | 154 | 2.54 | 859 |

## SOHU

| Designation | IC mm | D1 mm | L mm | BS mm | S mm | AN ° |
|---|---|---|---|---|---|---|
| SOHU 1204.. | 13.36 | 4.4 | 8.8 | 1.7 | 5.00 | 7.4 |

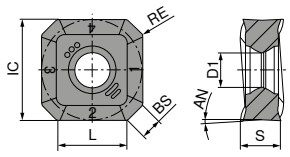

SOHU

## SOHU

CERATIZIT \ Performance

| ISO | RE mm | -M50 CTPM240 DRAGONSKIN | | -M50 CTPP235 DRAGONSKIN | | -M50 CTCM235 DRAGONSKIN | | -M50 CTCP230 DRAGONSKIN | |
|---|---|---|---|---|---|---|---|---|---|
| | |  SOHU | | SOHU | | SOHU | |  SOHU | |
| | | 51 138 ... | £ | 51 138 ... | £ | 51 138 ... | £ | 51 138 ... | £ |
| 1204ABSR | 0.8 | 42000 | 18.46 | 12000 | 18.46 | 32000 | 18.46 | 02000 | 18.46 |
| P | | ○ | | ● | | ● | | ● | |
| M | | ● | | ○ | | ● | | | |
| K | | | | ○ | | | | ○ | |
| N | | | | | | | | | |
| S | | | | | | | | | |
| H | | | | | | | | | |
| O | | | | | | | | | |

## SOHU

CERATIZIT \ Performance

| ISO | RE mm | -F50 CTC5240 DRAGONSKIN | | -R50 CTPK220 DRAGONSKIN | | -R50 CTCK215 DRAGONSKIN | | -F50 CTPM245 DRAGONSKIN | |
|---|---|---|---|---|---|---|---|---|---|
| | | SOHU | | SOHU | | SOHU | | SOHU | |
| | | 51 140 ... | £ | 51 139 ... | £ | 51 139 ... | £ | 51 140 ... | £ |
| 1204ABSR | 0.8 | 17000 | 25.72 | 62000 | 18.46 | 52000 | 18.46 | 47000 | 25.72 |
| P | | | | | | | | ● | |
| M | | | | | | | | ● | |
| K | | | | ● | | ● | | | |
| N | | | | | | | | | |
| S | | ● | | | | | | | |
| H | | | | | | | | | |
| O | | | | | | | | | |

# CERATIZIT Group

## With passion and pioneering spirit for carbide

CERATIZIT has been a pioneer in the field of demanding carbide solutions for machining and wear protection for more than 95 years, controlling the entire value chain from powder to the finished end product.
With exclusive access to the highest quality carbide raw materials, CERATIZIT offers more than 130 carbide grades and as a full-range supplier manufactures highly specialized cutting tools, indexable inserts, rods made of hard materials and wear parts.
The goal remains the same: CERATIZIT provides competitive advantages – through new technological standards, innovative materials and coatings as well as unique carbide products.





Customer Service Centre
Freephone: 0800 073 2 073 / Freefax: 0800 073 2 074

Ordering via the Online Shop
http://cuttingtools.ceratizit.com

**85% discount included on all these cutter bodies**

## MaxiMill – A 271 Face mill

▲ 8 cutting edges per insert

CERATIZIT \ Performance

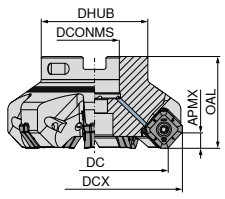

| ISO designation | DC mm | OAL mm | APMX mm | DCX mm | DCONMS mm | DHUB mm | Insert | ZNF | 50 767 ... | £ |
|---|---|---|---|---|---|---|---|---|---|---|
| A271.50.R.04-17 | 50 | 40 | 8.4 | 66.1 | 22 | 43 | SAKU 1706 | 4 | 050 | 57.00 |
| A271.63.R.06-17 | 63 | 40 | 8.4 | 79.1 | 22 | 48 | SAKU 1706 | 6 | 063 | 80.00 |
| A271.80.R.07-17 | 80 | 50 | 8.4 | 96.1 | 27 | 58 | SAKU 1706 | 7 | 080 | 92.00 |
| A271.100.R.08-17 | 100 | 50 | 6.8 | 116.1 | 32 | 78 | SAKU 1706 | 8 | 100 | 105.00 |
| A271.125.R.10-17 | 125 | 63 | 8.4 | 141.1 | 40 | 88 | SAKU 1706 | 10 | 125 | 122.00 |

| Spare parts DC | TORX® blade £ | 80 950 ... | Key D £ | 80 950 ... | Clamping screw £ | 70 950 ... |
|---|---|---|---|---|---|---|
| 50 - 125 | 3.86 | 037 | 7.57 | 114 | 3.32 | 302 |

## SAKU

| Designation | IC mm | D1 mm | L mm | BS mm | S mm | AN ° |
|---|---|---|---|---|---|---|
| SAKU 1706.. | 17 | 5.8 | 11.85 | 3.7 | 6.35 | 3 |

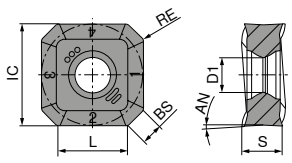

SAKU

## SAKU

CERATIZIT \ Performance

| ISO | RE mm | -F50 CTCP220 DRAGONSKIN SAKU | | -F50 CTPP225 DRAGONSKIN SAKU | | -F50 CTCP230 DRAGONSKIN SAKU | | -F50 CTPP235 DRAGONSKIN SAKU | |
|---|---|---|---|---|---|---|---|---|---|
| | | 51 004 ... | £ | 51 004 ... | £ | 51 004 ... | £ | 51 004 ... | £ |
| 1706ABSR | 0.8 | 270 | 20.85 | 070 | 20.85 | 020 | 20.85 | 120 | 20.85 |
| P | | ● | | ● | | ● | | ● | |
| M | | | | | | | | ○ | |
| K | | | | | | ○ | | ○ | |
| N | | | | | | | | | |
| S | | | | | | | | | |
| H | | | | | | | | | |
| O | | | | | | | | | |

More inserts can be found on → **Page 84.**



## Stock around the clock!

### Tool Supply 24/7

If you install a Tool-O-Mat it means that we take on all the procurement and stocking costs for you. You have 100 % availability of all tools at all times and without expenditure.

## SAKU

CERATIZIT \ Performance

| ISO | RE mm | -F50 CTPM225 DRAGONSKIN SAKU 51 004 ... | £ | -F50 CTCM235 DRAGONSKIN SAKU 51 004 ... | £ | -F50 CTPM240 DRAGONSKIN SAKU 51 004 ... | £ | -F50 CTPM245 DRAGONSKIN SAKU 51 004 ... | £ | -F50 CTC5240 DRAGONSKIN SAKU 50 306 ... | £ |
|---|---|---|---|---|---|---|---|---|---|---|---|
| 1706ABSR | 0.8 | 220 | 20.85 | 320 | 20.85 | 420 | 20.85 | 470 | 29.08 | 520 | 29.08 |
| P | | ● | | ● | | ○ | | ● | | | |
| M | | ● | | ● | | ● | | ● | | | |
| K | | | | | | | | | | | |
| N | | | | | | | | | | | |
| S | | | | | | | | | | ● | |
| H | | | | | | | | | | | |
| O | | | | | | | | | | | |

## SAKU

CERATIZIT \ Performance

| ISO | RE mm | -M50 CTCP220 DRAGONSKIN SAKU 51 005 ... | £ | -M50 CTPP225 DRAGONSKIN SAKU 51 005 ... | £ | -M50 CTCP230 DRAGONSKIN SAKU 51 005 ... | £ | -M50 CTPP235 DRAGONSKIN SAKU 51 005 ... | £ |
|---|---|---|---|---|---|---|---|---|---|
| 1706ABSR | 0.8 | 270 | 20.85 | 070 | 20.85 | 020 | 20.85 | 120 | 20.85 |
| P | | ● | | ● | | ● | | ● | |
| M | | | | | | | | ○ | |
| K | | | | | | ○ | | ○ | |
| N | | | | | | | | | |
| S | | | | | | | | | |
| H | | | | | | | | | |
| O | | | | | | | | | |

## SAKU

CERATIZIT \ Performance

| ISO | RE mm | -M50 CTPM225 DRAGONSKIN SAKU 51 005 ... | £ | -M50 CTCM235 DRAGONSKIN SAKU 51 005 ... | £ | -M50 CTPM240 DRAGONSKIN SAKU 51 005 ... | £ | -M50 CTCK215 DRAGONSKIN SAKU 51 005 ... | £ | -M50 CTPK220 DRAGONSKIN SAKU 51 005 ... | £ | -R50 CTCK215 DRAGONSKIN SAKU 51 058 ... | £ | -R50 CTPK220 DRAGONSKIN SAKU 51 058 ... | £ |
|---|---|---|---|---|---|---|---|---|---|---|---|---|---|---|---|
| 1706ABSR | 0.8 | 220 | 20.85 | 320 | 20.85 | 420 | 20.85 | 520 | 20.85 | 620 | 20.85 | 520 | 20.85 | 620 | 20.85 |
| P | | ● | | ● | | ○ | | | | | | | | | |
| M | | ● | | ● | | ● | | | | | | | | | |
| K | | | | | | | | ● | | ● | | ● | | ● | |
| N | | | | | | | | | | | | | | | |
| S | | | | | | | | | | | | | | | |
| H | | | | | | | | | | | | | | | |
| O | | | | | | | | | | | | | | | |

## The coatings for the highest performance

The product category Dragonskin is intended to help make tools easily recognizable and quick to find using CERATIZIT's high-performance coating technology.
All products that are marked with the Dragonskin icon represent unmatchable performance, maximum tool life and maximum process reliability.



*Dragonskin Coating*



Customer Service Centre
Freephone: 0800 073 2 073 / Freefax: 0800 073 2 074

Ordering via the Online Shop
http://cuttingtools.ceratizit.com

# Adapters and accessories

## ER Precision Collet chuck – PCC

- For standard or sealing disc lock nuts
- Maximum clamping range covered according to ISO tolerance field H10
- Roll key required for clamping
- $p_{max}$ = 100 bar
- also available with Balluff chip **on request**

**Scope of supply:**
Base body with lock nut and backstop screw

**PCC** WNT \ Standard

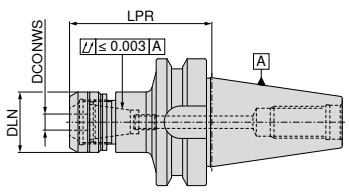

AD/B
G 2,5 $n_{max}$ 25000

| Adapter | DCONWS mm | LPR mm | DLN mm | for collet | Torque moment / Clamping force Nm | 82 700 ... | £ |
|---|---|---|---|---|---|---|---|
| **BT 40** | 1 - 10 | 70 | 30 | 426E (ER16) | 40 / 2-70 | **11069** | 72.00 |
| **BT 40** | 1 - 10 | 100 | 30 | 426E (ER16) | 40 / 2-70 | **21069** | 103.00 |
| **BT 40** | 2 - 16 | 70 | 40 | 430E (ER25) | 80 / 10-160 | **11669** | 72.00 |
| **BT 40** | 2 - 16 | 100 | 40 | 430E (ER25) | 80 / 10-160 | **21669** | 103.00 |
| **BT 40** | 2 - 20 | 70 | 50 | 470E (ER32) | 125 / 15-250 | **12069** | 72.00 |
| **BT 40** | 2 - 20 | 100 | 50 | 470E (ER32) | 125 / 15-250 | **22069** | 103.00 |
| **BT 50** | 2 - 16 | 80 | 40 | 430E (ER25) | 80 / 10-160 | **11668** | 135.00 |
| **BT 50** | 2 - 16 | 100 | 40 | 430E (ER25) | 80 / 10-160 | **21668** | 168.00 |
| **BT 50** | 2 - 20 | 80 | 50 | 470E (ER32) | 125 / 15-250 | **12068** | 135.00 |
| **BT 50** | 2 - 20 | 100 | 50 | 470E (ER32) | 125 / 15-250 | **22068** | 168.00 |

Dimension LPR is 4.5 mm longer for ER16 and ER32 and 5.0 mm longer for ER25 when using thro' coolant lock nut

## ER Precision Collet chuck – PCC

- For standard or sealing disc lock nuts
- Maximum clamping range covered according to ISO tolerance field H10
- Roll key required for clamping
- $p_{max}$ = 100 bar
- also available with Balluff chip **on request**

**Scope of supply:**
Base body with lock nut and backstop screw

**PCC** WNT \ Standard

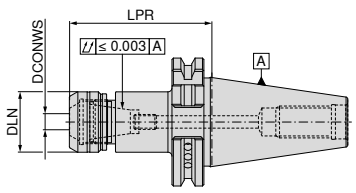

AD/B
G 2,5 $n_{max}$ 25000

| Adapter | DCONWS mm | LPR mm | DLN mm | for collet | Torque moment / Clamping force Nm | 82 700 ... | £ |
|---|---|---|---|---|---|---|---|
| **SK 40** | 1 - 10 | 70 | 30 | 426E (ER16) | 40 / 2-70 | **11079** | 72.00 |
| **SK 40** | 1 - 10 | 100 | 30 | 426E (ER16) | 40 / 2-70 | **21079** | 103.00 |
| **SK 40** | 2 - 16 | 70 | 40 | 430E (ER25) | 80 / 10-160 | **11679** | 72.00 |
| **SK 40** | 2 - 16 | 100 | 40 | 430E (ER25) | 80 / 10-160 | **21679** | 103.00 |
| **SK 40** | 2 - 20 | 70 | 50 | 470E (ER32) | 125 / 15-250 | **12079** | 72.00 |
| **SK 40** | 2 - 20 | 100 | 50 | 470E (ER32) | 125 / 15-250 | **22079** | 103.00 |
| **SK 50** | 2 - 16 | 70 | 40 | 430E (ER25) | 80 / 10-160 | **11678** | 135.00 |
| **SK 50** | 2 - 16 | 100 | 40 | 430E (ER25) | 80 / 10-160 | **21678** | 168.00 |
| **SK 50** | 2 - 20 | 70 | 50 | 470E (ER32) | 125 / 15-250 | **12078** | 135.00 |
| **SK 50** | 2 - 20 | 100 | 50 | 470E (ER32) | 125 / 15-250 | **22078** | 168.00 |

Dimension LPR is 4.5 mm longer for ER16 and ER32 and 5.0 mm longer for ER25 when using thro' coolant lock nut

## ER Precision Collet chuck – PCC

- For standard or sealing disc lock nuts
- Maximum clamping range covered according to ISO tolerance field H10
- Roll key required for clamping
- $p_{max}$ = 100 bar
- also available with Balluff chip **on request**

**Scope of supply:**
Base body with lock nut and backstop screw

**PCC** WNT \ Standard

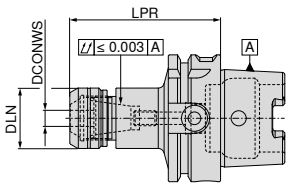

AD
G 2,5 $n_{max}$ 25000

| Adapter | DCONWS mm | LPR mm | DLN mm | for collet | Torque moment / Clamping force Nm | 82 700 ... | £ |
|---|---|---|---|---|---|---|---|
| **HSK-A 63** | 1 - 10 | 75 | 30 | 426E (ER16) | 40 / 2-70 | **11057** | 94.00 |
| **HSK-A 63** | 1 - 10 | 100 | 30 | 426E (ER16) | 40 / 2-70 | **21057** | 98.00 |
| **HSK-A 63** | 2 - 16 | 75 | 40 | 430E (ER25) | 80 / 10-160 | **11657** | 94.00 |
| **HSK-A 63** | 2 - 16 | 100 | 40 | 430E (ER25) | 80 / 10-160 | **21657** | 98.00 |
| **HSK-A 63** | 2 - 20 | 75 | 50 | 470E (ER32) | 125 / 15-250 | **12057** | 94.00 |
| **HSK-A 63** | 2 - 20 | 100 | 50 | 470E (ER32) | 125 / 15-250 | **22057** | 98.00 |
| **HSK-A 100** | 2 - 16 | 100 | 40 | 430E (ER25) | 80 / 10-160 | **21655** | 163.00 |
| **HSK-A 100** | 2 - 16 | 160 | 40 | 430E (ER25) | 80 / 10-160 | **41655** | 218.00 |
| **HSK-A 100** | 2 - 20 | 100 | 50 | 470E (ER32) | 125 / 15-250 | **22055** | 163.00 |
| **HSK-A 100** | 2 - 20 | 160 | 50 | 470E (ER32) | 125 / 15-250 | **42055** | 218.00 |

Dimension LPR is 4.5 mm longer for ER16 and ER32 and 5.0 mm longer for ER25 when using thro' coolant lock nut

## Collet Set

**Scope of supply**

84 581 030 DCONWS 3,0
84 581 040 DCONWS 4,
84 581 050 DCONWS 5,0
84 581 060 DCONWS 6,0
84 581 070 DCONWS 7,0
84 581 080 DCONWS 8,0
84 581 090 DCONWS 9,0
84 581 100 DCONWS 10,0
84 581 110 DCONWS 11,0
84 581 120 DCONWS 12,0
84 581 130 DCONWS 13,0
84 581 140 DCONWS 14,0
84 581 150 DCONWS 15,0
84 581 160 DCONWS 16,0
84 581 170 DCONWS 17,0
84 581 180 DCONWS 18,0
84 581 190 DCONWS 19,0
84 581 200 DCONWS 20,0

| Set | BD mm | OAL mm | 84 581 ... | £ |
|---|---|---|---|---|
| **470 E / ER32** | 33 | 40 | **999** | 275.00 |

## Collet Set

**Scope of supply**

84 578 010 DCONWS 1,0
84 578 020 DCONWS 2,0
84 578 030 DCONWS 3,0
84 578 040 DCONWS 4,0
84 578 050 DCONWS 5,0
84 578 060 DCONWS 6,0
84 578 070 DCONWS 7,0
84 578 080 DCONWS 8,0
84 578 090 DCONWS 9,0
84 578 100 DCONWS 10,0

| Set | BD mm | OAL mm | 84 578 ... | £ |
|---|---|---|---|---|
| **426 E / ER16** | 17 | 27,5 | **999** | 143.00 |

## Collet Set

**Scope of supply**

84 580 020 DCONWS 2,0
84 580 025 DCONWS 2,5
84 580 030 DCONWS 3,0
84 580 040 DCONWS 4,0
84 580 050 DCONWS 5,0
84 580 060 DCONWS 6,0
84 580 070 DCONWS 7,0
84 580 080 DCONWS 8,0
84 580 090 DCONWS 9,0
84 580 100 DCONWS 10,0
84 580 110 DCONWS 11,0
84 580 120 DCONWS 12,0
84 580 130 DCONWS 13,0
84 580 140 DCONWS 14,0
84 580 150 DCONWS 15,0
84 580 160 DCONWS 16,0

| Set | BD mm | OAL mm | 84 580 ... | £ |
|---|---|---|---|---|
| **430 E / ER25** | 26 | 34 | **999** | 220.00 |

## ER Precision Collet chuck – Centro-P

- for standard or sealed nuts
- maximum size collet to ISO tolerance field H10
- for clamping a roll key is required
- $p_{max}$ = 80 bar
- also available with Balluff chip **on request**

**Scope of supply:**

Holder **without** nut, **without** backstop

Centro-P WNT \ Performance

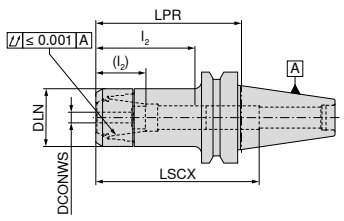

AD

G 2,5 $n_{max}$ 25000

| Adapter | DCONWS mm | LPR mm | DLN mm | LSCX mm | $l_2$ ($l_2$) mm | for collet | 84 524 ... | £ |
|---|---|---|---|---|---|---|---|---|
| BT 40 | 1 - 10 | 75 | 30 | 90 | 38 - 53 (29 - 39) | 426E (ER16) | 210 | 59.00 |
| BT 40 | 1 - 10 | 90 | 30 | 120 | 30 - 50 (29 - 36) | 426E (ER16) | 310 | 69.00 |
| BT 40 | 1 - 10 | 120 | 30 | 140 | 29 - 45 (29 - 35) | 426E (ER16) | 410 | 95.00 |
| BT 40 | 1 - 10 | 150 | 30 | 180 | 29 - 45 (29 - 32) | 426E (ER16) | 510 | 102.00 |
| BT 40 | 2 - 16 | 60 | 40 | 92 | 44 - 64 (36 - 46) | 430E (ER25) | 116 | 67.00 |
| BT 40 | 2 - 16 | 75 | 40 | 100 | 42 - 59 (36 - 41) | 430E (ER25) | 216 | 59.00 |
| BT 40 | 2 - 16 | 90 | 40 | 91 | 42 - 59 (36 - 41) | 430E (ER25) | 316 | 69.00 |
| BT 40 | 2 - 16 | 120 | 40 | 91 | 40 - 65 (36 - 47) | 430E (ER25) | 416 | 102.00 |
| BT 40 | 2 - 16 | 150 | 40 | 100 | 40 - 64 (36 - 45) | 430E (ER25) | 516 | 109.00 |
| BT 40 | 2 - 16 | 200 | 40 | 150 | 40 - 64 (36 - 45) | 430E (ER25) | 616 | 126.00 |
| BT 40 | 2 - 20 | 60 | 50 | 55 | 45 - 64 (42 - 46) | 470E (ER32) | 120 | 67.00 |
| BT 40 | 2 - 20 | 75 | 50 | 100 | 42 - 76 (42 - 52) | 470E (ER32) | 220 | 59.00 |
| BT 40 | 2 - 20 | 90 | 50 | 100 | 42 - 76 (42 - 52) | 470E (ER32) | 320 | 69.00 |
| BT 40 | 2 - 20 | 120 | 50 | 110 | 42 - 71 (42 - 53) | 470E (ER32) | 420 | 102.00 |
| BT 40 | 2 - 20 | 150 | 50 | 110 | 42 - 71 (42 - 53) | 470E (ER32) | 520 | 109.00 |

LSCX = clamping depth without back stop screw for shanks
$l_2$ = with back stop screw 1, dimension in brackets ( ) = with back stop screw 2
dimension LPR when using tightening nuts with seals 4 mm longer

## Roll key

- Version CP = for Centro-P lock nuts
- Version STD = for standard lock nuts
- Version HDC = for HDC lock nuts

WNT \ Performance

| for lock nut | DLN mm | 84 950 ... | £ |
|---|---|---|---|
| 426E / ER 16 CP | 30 | 027 | 46.00 |
| 430E / ER 25 CP | 40 | 054 | 54.00 |
| 470E / ER 32 CP + STD / OZ 462E CP | 50 | 056 | 51.00 |

## ER precision collet for precision collet chucks – Centro-P

- DIN ISO 15488-B (old DIN 6499-B)
- 12 times slotted
- Double taper collet
- Coloured ring as identification of precision collet
- ER08: 5 µm runout and repeatability
- Coated precision collet

ER-B 2 µm WNT \ Performance

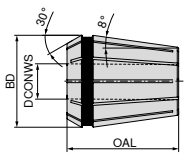


| DCONWS mm | BD = 17 OAL = 27.5 426 E / ER16 84 596 ... | £ | BD = 26 OAL = 34 430 E / ER25 84 597 ... | £ | BD = 33 OAL = 40 470 E / ER32 84 598 ... | £ |
|---|---|---|---|---|---|---|
| 1.0 | 010 | 38.00 | | | | |
| 1.1 | 011 | 67.00 | | | | |
| 1.2 | 012 | 67.00 | | | | |
| 1.4 | 014 | 67.00 | | | | |
| 1.5 | 015 | 38.00 | | | | |
| 1.6 | 016 | 67.00 | | | | |
| 1.8 | 018 | 67.00 | | | | |
| 2.0 | 020 | 32.00 | 020 | 33.00 | 020 | 34.00 |
| 2.2 | 022 | 60.00 | | | | |
| 2.4 | 024 | 60.00 | | | | |
| 2.5 | 025 | 32.00 | 025 | 33.00 | | |
| 2.6 | 026 | 60.00 | | | | |
| 2.8 | 028 | 60.00 | | | | |
| 3.0 | 030 | 27.00 | 030 | 28.00 | 030 | 28.00 |
| 3.2 | 032 | 53.00 | | | | |
| 3.4 | 034 | 47.00 | | | | |
| 3.5 | 035 | 35.00 | 035 | 36.00 | | |
| 3.6 | 036 | 53.00 | | | | |
| 3.8 | 038 | 53.00 | | | | |
| 4.0 | 040 | 27.00 | 040 | 28.00 | 040 | 28.00 |
| 4.5 | 045 | 35.00 | 045 | 36.00 | | |
| 5.0 | 050 | 27.00 | 050 | 28.00 | 050 | 28.00 |
| 5.5 | 055 | 35.00 | 055 | 36.00 | | |
| 5.6 | 056 | 53.00 | | | | |
| 6.0 | 060 | 27.00 | 060 | 28.00 | 060 | 28.00 |
| 6.3 | 063 | 53.00 | | | | |
| 6.5 | 065 | 35.00 | 065 | 36.00 | | |

## ER Precision Collet chuck – Centro-P

- for standard or sealed nuts
- maximum size collet to ISO tolerance field H10
- for clamping a roll key is required
- $p_{max}$ = 80 bar
- also available with Balluff chip **on request**

**Scope of supply:**

Holder **without** nut, **without** backstop

Centro-P WNT \ Performance

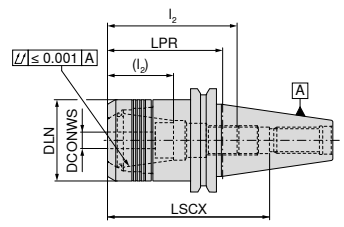

AD/B

G 2,5 $n_{max}$ 25000

| Adapter | DCONWS mm | LPR mm | DLN mm | LSCX mm | $l_2$ ($l_2$) mm | for collet | 84 414 ... | £ |
|---|---|---|---|---|---|---|---|---|
| SK 40 | 1 - 10 | 130 | 30 | 140 | 28 - 50 (14 - 34) | 426E (ER16) | 510 | 96.00 |
| SK 40 | 1 - 10 | 160 | 30 | 200 | 28 - 45 (16 - 31) | 426E (ER16) | 910 | 106.00 |
| SK 40 | 2 - 16 | 45 | 40 | 85 | 35 - 60 (20 - 42) | 430E (ER25) | 816 | 87.00 |
| SK 40 | 2 - 16 | 130 | 40 | 140 | 38 - 67 (21 - 49) | 430E (ER25) | 516 | 104.00 |
| SK 40 | 2 - 16 | 160 | 40 | 118 | 35 - 60 (20 - 42) | 430E (ER25) | 916 | 110.00 |
| SK 40 | 2 - 20 | 130 | 50 | 114 | 50 - 74 (36 - 55) | 470E (ER32) | 620 | 104.00 |
| SK 40 | 2 - 20 | 160 | 50 | 119 | 52 - 70 (32 - 52) | 470E (ER32) | 920 | 110.00 |
| SK 50 | 2 - 20 | 100 | 50 | 150 | 53 - 81 (35 - 63) | 470E (ER32) | 520 | 179.00 |
| SK 50 | 2 - 20 | 160 | 50 | 200 | 53 - 83 (35 - 65) | 470E (ER32) | 720 | 291.00 |

Your local Technical Sales Engineer carries a Demo Kit in his car – ASK FOR A DEMO

## ER standard lock nut for precision collet chucks – Centro-P

WNT \ Performance

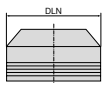

for seals

| for collet | DCONWS mm | DLN mm | TQX Nm | 84 950 ... | £ |
|---|---|---|---|---|---|
| 426E (ER16) | 1 - 10 | 30 | 80 | 001 | 23.00 |
| 430E (ER25) | 2 - 16 | 40 | 90 | 003 | 25.00 |
| 470E (ER32) | 2 - 20 | 50 | 180 | 005 | 28.00 |

| DCONWS mm | BD = 17 OAL = 27.5 426 E / ER16 84 596 ... | £ | BD = 26 OAL = 34 430 E / ER25 84 597 ... | £ | BD = 33 OAL = 40 470 E / ER32 84 598 ... | £ |
|---|---|---|---|---|---|---|
| 7.0 | 070 | 27.00 | 070 | 28.00 | 070 | 28.00 |
| 7.1 | 071 | 53.00 | | | | |
| 7.5 | 075 | 35.00 | 075 | 36.00 | | |
| 8.0 | 080 | 27.00 | 080 | 28.00 | 080 | 28.00 |
| 8.5 | 085 | 35.00 | 085 | 36.00 | | |
| 9.0 | 090 | 27.00 | 090 | 28.00 | 090 | 28.00 |
| 9.5 | 095 | 35.00 | 095 | 36.00 | | |
| 10.0 | 100 | 27.00 | 100 | 28.00 | 100 | 28.00 |
| 10.5 | | | 105 | 36.00 | | |
| 11.0 | | | 110 | 28.00 | 110 | 28.00 |
| 11.5 | | | 115 | 36.00 | | |
| 12.0 | | | 120 | 28.00 | 120 | 28.00 |
| 12.5 | | | 125 | 36.00 | | |
| 13.0 | | | 130 | 28.00 | 130 | 28.00 |
| 13.5 | | | 135 | 36.00 | | |
| 14.0 | | | 140 | 28.00 | 140 | 28.00 |
| 14.5 | | | 145 | 36.00 | | |
| 15.0 | | | 150 | 28.00 | 150 | 28.00 |
| 15.5 | | | 155 | 36.00 | | |
| 16.0 | | | 160 | 28.00 | 160 | 28.00 |
| 17.0 | | | | | 170 | 28.00 |
| 18.0 | | | | | 180 | 28.00 |
| 19.0 | | | | | 190 | 28.00 |
| 20.0 | | | | | 200 | 28.00 |

Clamping range covered: H10 corresponding to shank Ø DCONWS



Customer Service Centre
Freephone: 0800 073 2 073 / Freefax: 0800 073 2 074

Ordering via the Online Shop
http://cuttingtools.ceratizit.com

## ER-Collet chuck

▲ also available with Balluff chip **on request**

**Scope of supply:**
Holder with lock nut and adjustable back stop

**WNT** \ Standard

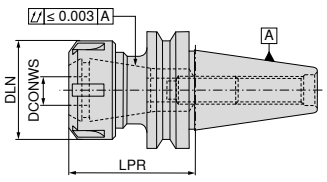

AD/B
G 2,5 $n_{max}$ 18000

| | Adapter | DCONWS mm | LPR mm | DLN mm | TQX Nm | for collet | 82 509 ... | £ |
|---|---|---|---|---|---|---|---|---|
| short | BT 40 | 1 - 10 | 60 | 32 | 56 | 426E (ER16) | 110 | 35.00 |
| | BT 40 | 1 - 16 | 70 | 42 | 104 | 430E (ER25) | 116 | 37.00 |
| | BT 40 | 2 - 20 | 70 | 50 | 136 | 470E (ER32) | 120 | 37.00 |
| | BT 40 | 3 - 26 | 70 | 63 | 176 | 472E (ER40) | 126 | 39.00 |
| long | BT 40 | 1 - 10 | 120 | 32 | 56 | 426E (ER16) | 410 | 40.00 |
| | BT 40 | 1 - 16 | 120 | 42 | 104 | 430E (ER25) | 416 | 40.00 |
| | BT 40 | 2 - 20 | 120 | 50 | 136 | 470E (ER32) | 420 | 40.00 |

## Shell mill adapter

▲ With fixed drive dogs and enlarged contact face for milling cutters with transverse groove
▲ also available with Balluff chip **on request**

**Scope of supply:**
Toolholder with retaining screw

**WNT** \ Standard

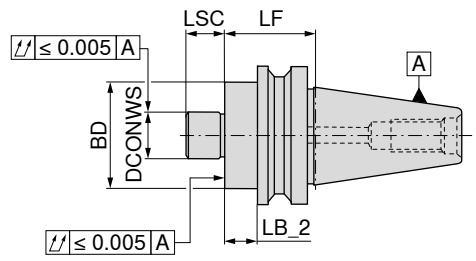

AD/B
G 2,5 $n_{max}$ 18000

| | Adapter | DCONWS mm | LB_2 mm | LF mm | BD mm | LSC mm | 82 514 ... | £ |
|---|---|---|---|---|---|---|---|---|
| short | BT 40 | 16 | 25 | 52 | 38 | 17 | 116 | 46.00 |
| | BT 40 | 22 | 25 | 52 | 48 | 19 | 122 | 50.00 |
| | BT 40 | 27 | 25 | 52 | 58 | 21 | 127 | 50.00 |
| | BT 40 | 32 | 23 | 50 | 78 | 24 | 132 | 53.00 |
| | BT 40 | 40 | 23 | 50 | 88 | 27 | 140 [1] | 58.00 |

1) with cross screw and 4 holes M12, Pitch Circle diameter = 66.7 mm, coolant outlet on the outer diameter of the spigot (DCONWS)!

## Cylindrical shank adapter (Weldon)

▲ For shanks according to DIN 6535 HB / 1835 B with lateral clamping flat
▲ also available with Balluff chip **on request**

**WNT** \ Standard

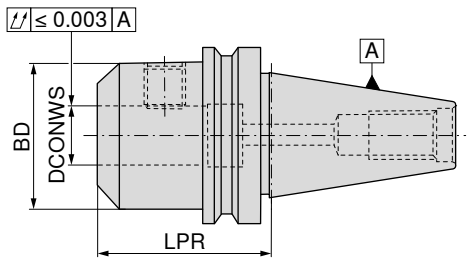

AD/B
G 2,5 $n_{max}$ 18000

AD/Be
G 2,5 $n_{max}$ 18000

| | Adapter | DCONWS $_{H4}$ mm | LPR mm | BD mm | 82 501 ... | £ | 82 504 ... | £ |
|---|---|---|---|---|---|---|---|---|
| short | BT 40 | 6 | 50 | 25 | 106 | 35.00 | 106 | 50.00 |
| | BT 40 | 8 | 50 | 28 | 108 | 35.00 | 108 | 50.00 |
| | BT 40 | 10 | 63 | 35 | 110 | 35.00 | 110 | 50.00 |
| | BT 40 | 12 | 63 | 42 | 112 | 35.00 | 112 | 50.00 |
| | BT 40 | 14 | 63 | 44 | 114 | 35.00 | 114 | 50.00 |
| | BT 40 | 16 | 63 | 48 | 116 | 35.00 | 116 | 50.00 |
| | BT 40 | 18 | 63 | 50 | 118 | 35.00 | 118 | 50.00 |
| | BT 40 | 20 | 63 | 52 | 120 | 35.00 | 120 | 50.00 |
| | BT 40 | 25 | 100 | 65 | 125 | 35.00 | | |
| | BT 40 | 32 | 100 | 72 | 132 | 40.00 | | |
| long | BT 40 | 6 | 100 | 25 | 506 | 38.00 | | |
| | BT 40 | 8 | 100 | 28 | 508 | 38.00 | | |
| | BT 40 | 10 | 100 | 35 | 510 | 38.00 | | |
| | BT 40 | 12 | 100 | 42 | 512 | 38.00 | | |
| | BT 40 | 14 | 100 | 44 | 514 | 38.00 | | |
| | BT 40 | 16 | 100 | 48 | 516 | 52.00 | | |
| | BT 40 | 18 | 100 | 50 | 518 | 38.00 | | |
| | BT 40 | 20 | 100 | 52 | 520 | 52.00 | | |
| extra-long | BT 40 | 6 | 160 | 25 | 606 | 40.00 | | |
| | BT 40 | 8 | 160 | 28 | 608 | 40.00 | | |
| | BT 40 | 10 | 160 | 35 | 610 | 40.00 | | |
| | BT 40 | 12 | 160 | 42 | 612 | 40.00 | | |
| | BT 40 | 14 | 160 | 44 | 614 | 40.00 | | |
| | BT 40 | 16 | 160 | 48 | 616 | 40.00 | | |
| | BT 40 | 18 | 160 | 50 | 618 | 40.00 | | |
| | BT 40 | 20 | 160 | 52 | 620 | 40.00 | | |
| | BT 40 | 25 | 160 | 65 | 625 | 40.00 | | |

Spare parts can be found in → **Chapter 16 Adapters and accessoires in the clamping technology catalogue.**

## ER Collet chuck

▲ also available with Balluff chip **on request**

**Scope of supply:**
Holder with lock nut and adjustable back stop

**WNT** \ Standard

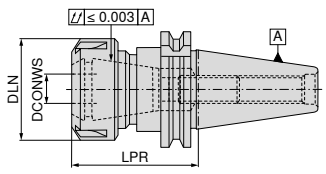

AD/B
G 2,5 $n_{max}$ 18000

| | Adapter | DCONWS mm | LPR mm | DLN mm | TQX Nm | for collet | 82 415 ... | £ |
|---|---|---|---|---|---|---|---|---|
| short | SK 40 | 1 - 10 | 60 | 32 | 56 | 426E (ER16) | 110 | 35.00 |
| | SK 40 | 1 - 16 | 70 | 42 | 104 | 430E (ER25) | 116 | 37.00 |
| | SK 40 | 2 - 20 | 70 | 50 | 136 | 470E (ER32) | 120 | 37.00 |
| | SK 40 | 3 - 26 | 70 | 63 | 176 | 472E (ER40) | 126 | 39.00 |
| long | SK 40 | 1 - 10 | 120 | 32 | 56 | 426E (ER16) | 410 | 40.00 |
| | SK 40 | 1 - 16 | 120 | 42 | 104 | 430E (ER25) | 416 | 40.00 |
| | SK 40 | 2 - 20 | 120 | 50 | 136 | 470E (ER32) | 420 | 40.00 |

## Shell mill adapter

▲ Screwed drive dogs
▲ also available with Balluff chip **on request**

**Scope of supply:**
Toolholder with retaining screw

**WNT** \ Standard

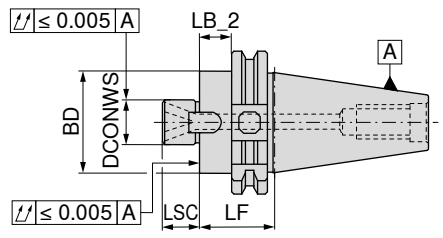

AD/B
G 2,5 $n_{max}$ 18000

| | Adapter | DCONWS mm | LB_2 mm | LF mm | BD mm | LSC mm | 82 428 ... | £ |
|---|---|---|---|---|---|---|---|---|
| short | SK 40 | 16 | 25 | 44 | 38 | 17 | 116 | 46.00 |
| | SK 40 | 22 | 25 | 44 | 48 | 19 | 122 | 50.00 |
| | SK 40 | 27 | 36 | 55 | 58 | 21 | 127 | 50.00 |
| | SK 40 | 32 | 31 | 50 | 78 | 24 | 132 | 53.00 |
| | SK 40 | 40 | 31 | 50 | 88 | 27 | 140 [1] | 58.00 |

1) with cross screw and 4 holes M12, Pitch Circle diameter = 66.7 mm, coolant outlet on the outer diameter of the spigot (DCONWS)!

## Cylindrical shank adapter (Weldon)

▲ For shanks according to DIN 6535 HB / 1835 B with lateral clamping flat
▲ also available with Balluff chip **on request**

**WNT** \ Standard

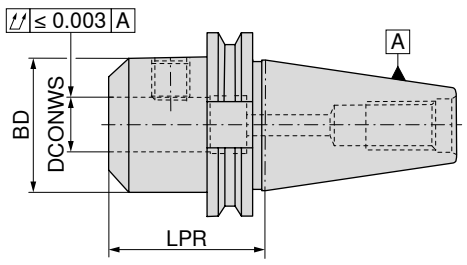

AD/B
G 2,5 $n_{max}$ 18000

AD/Be
G 2,5 $n_{max}$ 18000

| | Adapter | DCONWS $_{H4}$ mm | LPR mm | BD mm | 82 401 ... | £ | 82 404 ... | £ |
|---|---|---|---|---|---|---|---|---|
| short | SK 40 | 6 | 50 | 25 | 106 | 35.00 | 106 | 50.00 |
| | SK 40 | 8 | 50 | 28 | 108 | 35.00 | 108 | 50.00 |
| | SK 40 | 10 | 50 | 35 | 110 | 35.00 | 110 | 50.00 |
| | SK 40 | 12 | 50 | 42 | 112 | 35.00 | 112 | 50.00 |
| | SK 40 | 14 | 50 | 44 | 114 | 35.00 | 114 | 50.00 |
| | SK 40 | 16 | 63 | 48 | 116 | 35.00 | 116 | 50.00 |
| | SK 40 | 18 | 63 | 50 | 118 | 35.00 | 118 | 50.00 |
| | SK 40 | 20 | 63 | 52 | 120 | 35.00 | 120 | 50.00 |
| | SK 40 | 25 | 100 | 65 | 125 | 35.00 | | |
| | SK 40 | 32 | 100 | 72 | 132 | 40.00 | | |
| long | SK 40 | 6 | 100 | 25 | 506 | 38.00 | | |
| | SK 40 | 8 | 100 | 28 | 508 | 38.00 | | |
| | SK 40 | 10 | 100 | 35 | 510 | 38.00 | | |
| | SK 40 | 12 | 100 | 42 | 512 | 38.00 | | |
| | SK 40 | 14 | 100 | 44 | 514 | 38.00 | | |
| | SK 40 | 16 | 100 | 48 | 516 | 52.00 | | |
| | SK 40 | 18 | 100 | 50 | 518 | 38.00 | | |
| | SK 40 | 20 | 100 | 52 | 520 | 52.00 | | |
| extra-long | SK 40 | 6 | 160 | 25 | 606 | 40.00 | | |
| | SK 40 | 8 | 160 | 28 | 608 | 40.00 | | |
| | SK 40 | 10 | 160 | 35 | 610 | 40.00 | | |
| | SK 40 | 12 | 160 | 42 | 612 | 40.00 | | |
| | SK 40 | 14 | 160 | 44 | 614 | 40.00 | | |
| | SK 40 | 16 | 160 | 48 | 616 | 40.00 | | |
| | SK 40 | 18 | 160 | 50 | 618 | 40.00 | | |
| | SK 40 | 20 | 160 | 52 | 620 | 40.00 | | |
| | SK 40 | 25 | 160 | 65 | 625 | 40.00 | | |

Spare parts can be found in → **Chapter 16 Adapters and accessoires in the clamping technology catalogue.**



Customer Service Centre
Freephone: 0800 073 2 073 / Freefax: 0800 073 2 074

Ordering via the Online Shop
http://cuttingtools.ceratizit.com

## Cylindrical shank adapter (Weldon) – BT-FC

- with face contact
- for shanks according to DIN 6535 / 1835 B with lateral clamping flat
- also available with Balluff chip **on request**

**WNT** \ Standard

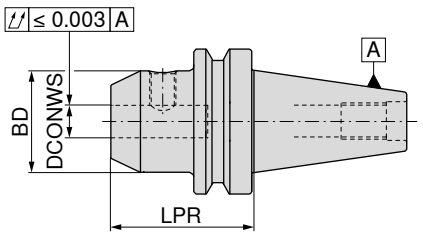

AD
G 2,5 $n_{max}$ 25000

| | Adapter | DCONWS $_{H4}$ mm | LPR mm | BD mm | 84 552 ... | £ |
|---|---|---|---|---|---|---|
| short | BT-FC 30 | 6 | 50 | 25 | 006 | 44.00 |
| | BT-FC 30 | 8 | 50 | 28 | 008 | 44.00 |
| | BT-FC 30 | 10 | 50 | 35 | 010 | 44.00 |
| | BT-FC 30 | 12 | 50 | 42 | 012 | 44.00 |
| | BT-FC 30 | 16 | 63 | 48 | 016 | 47.00 |
| | BT-FC 30 | 20 | 63 | 52 | 020 | 47.00 |
| | BT-FC 40 | 6 | 50 | 25 | 106 | 56.00 |
| | BT-FC 40 | 8 | 50 | 28 | 108 | 54.00 |
| | BT-FC 40 | 10 | 63 | 35 | 110 | 54.00 |
| | BT-FC 40 | 12 | 63 | 42 | 112 | 54.00 |
| | BT-FC 40 | 16 | 63 | 48 | 116 | 54.00 |
| | BT-FC 40 | 20 | 63 | 52 | 120 | 54.00 |
| | BT-FC 40 | 25 | 90 | 65 | 125 | 72.00 |
| | BT-FC 40 | 32 | 100 | 72 | 132 | 72.00 |
| | BT-FC 50 | 6 | 63 | 25 | 306 | 83.00 |
| | BT-FC 50 | 8 | 63 | 28 | 308 | 81.00 |
| | BT-FC 50 | 10 | 63 | 35 | 310 | 81.00 |
| | BT-FC 50 | 12 | 80 | 42 | 312 | 81.00 |
| | BT-FC 50 | 16 | 80 | 48 | 316 | 81.00 |
| | BT-FC 50 | 20 | 80 | 52 | 320 | 81.00 |
| | BT-FC 50 | 25 | 100 | 65 | 325 | 92.00 |
| | BT-FC 50 | 32 | 105 | 72 | 332 | 92.00 |

## Shell mill adapter – BT-FC

- with face contact
- with fixed drive dogs and enlarged contact face for milling cutters with transverse slot
- also available with Balluff chip **on request**

**WNT** \ Standard

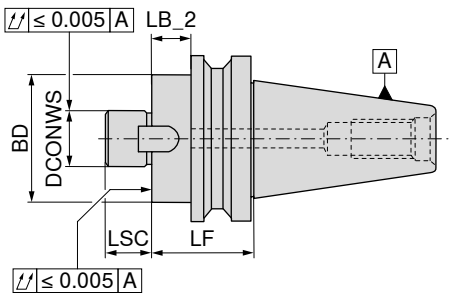

AD
G 6,3 $n_{max}$ 15000

| | Adapter | DCONWS mm | LB_2 mm | LF mm | BD mm | LSC mm | 84 562 ... | £ |
|---|---|---|---|---|---|---|---|---|
| short | BT-FC 30 | 16 | 18 | 39.0 | 40 | 17 | 016 | 49.00 |
| | BT-FC 30 | 22 | 18 | 39.0 | 50 | 19 | 022 | 49.00 |
| | BT-FC 30 | 27 | 18 | 39.0 | 60 | 21 | 027 | 49.00 |
| | BT-FC 30 | 32 | 28 | 49.0 | 80 | 24 | 032 | 49.00 |
| | BT-FC 40 | 16 | 8 | 34.0 | 40 | 17 | 116 | 58.00 |
| | BT-FC 40 | 22 | 8 | 34.0 | 50 | 19 | 122 | 58.00 |
| | BT-FC 40 | 27 | 8 | 34.0 | 60 | 21 | 127 | 58.00 |
| | BT-FC 40 | 32 | 23 | 49.0 | 80 | 24 | 132 | 58.00 |
| | BT-FC 40 | 40 | 23 | 49.0 | 89 | 27 | 140 | 58.00 |
| | BT-FC 50 | 22 | 12 | 48.5 | 50 | 19 | 322 | 68.00 |
| | BT-FC 50 | 27 | 12 | 48.5 | 60 | 21 | 327 | 68.00 |
| | BT-FC 50 | 32 | 12 | 48.5 | 80 | 24 | 332 | 72.00 |
| | BT-FC 50 | 40 | 17 | 53.5 | 89 | 27 | 340 | 72.00 |

## ER Collet chuck – BT-FC

- with face contact
- also available with Balluff chip **on request**

**Scope of supply:**
Toolholder including nut

**WNT** \ Standard

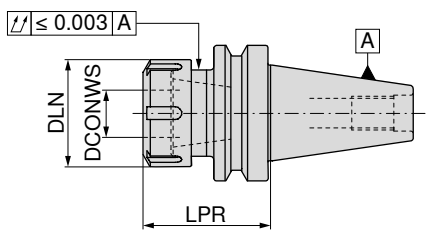




AD
G 2,5 $n_{max}$ 20000

| | Adapter | DCONWS mm | LPR mm | DLN mm | TQX Nm | for collet | 84 557 ... | £ |
|---|---|---|---|---|---|---|---|---|
| short | BT-FC 30 | 1 - 10 | 63 | 28 | 56 | 426E (ER16) | 010 [1] | 50.00 |
| | BT-FC 30 | 1 - 16 | 60 | 42 | 104 | 430E (ER25) | 016 | 50.00 |
| | BT-FC 30 | 2 - 20 | 60 | 50 | 136 | 470E (ER32) | 020 | 50.00 |
| | BT-FC 40 | 1 - 10 | 63 | 28 | 56 | 426E (ER16) | 110 [1] | 63.00 |
| | BT-FC 40 | 1 - 16 | 60 | 42 | 104 | 430E (ER25) | 116 | 63.00 |
| | BT-FC 40 | 2 - 20 | 60 | 50 | 136 | 470E (ER32) | 120 | 63.00 |
| | BT-FC 50 | 1 - 16 | 70 | 42 | 104 | 430E (ER25) | 316 | 86.00 |
| | BT-FC 50 | 2 - 20 | 70 | 50 | 136 | 470E (ER32) | 320 | 86.00 |
| long | BT-FC 50 | 1 - 10 | 100 | 28 | 56 | 426E (ER16) | 310 [1] | 86.00 |

1) with 6 position lock nut

Spare parts can be found in → **Chapter 16 Adapters and accessoires in the clamping technology catalogue.**

## ER Precision Collet chuck – Centro-P – BT-FC

- with face contact
- for standard or sealed nuts
- maximum clamping range covered according to ISO tolerance field H10
- for clamping a roll key is required
- $p_{max}$ = 80 bar
- also available with Balluff chip **on request**

**Scope of supply:**
Holder **without** nut, **without** backstop

Centro-P **WNT** \ Performance

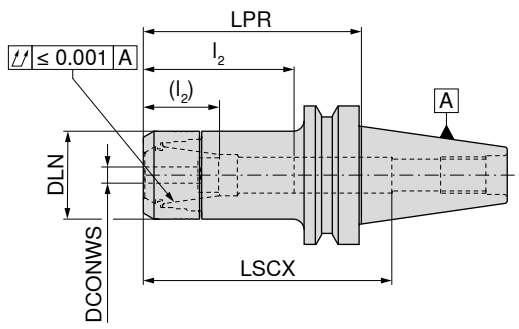

AD
G 2,5 $n_{max}$ 25000

| Adapter | DCONWS mm | LPR mm | BD mm | LSCX mm | $l_2$ ($l_2$) mm | for collet | 84 525 ... | £ |
|---|---|---|---|---|---|---|---|---|
| BT-FC 30 | 1 - 10 | 75 | 30 | 97 | 28 - 45 (14 - 31) | 426E (ER16) | 002 | 102.00 |
| BT-FC 30 | 2 - 16 | 75 | 40 | 72 | 38 - 56 (23 - 39) | 430E (ER25) | 012 | 103.00 |
| BT-FC 30 | 2 - 20 | 75 | 45 | 84 | 42 - 62 (24 - 45) | 470E (ER32) | 022 | 103.00 |
| BT-FC 40 | 1 - 10 | 75 | 30 | 90 | 38 - 53 (29 - 39) | 426E (ER16) | 102 | 113.00 |
| BT-FC 40 | 2 - 16 | 75 | 40 | 100 | 42 - 59 (36 - 41) | 430E (ER25) | 112 | 115.00 |
| BT-FC 40 | 2 - 20 | 75 | 50 | 100 | 42 - 76 (42 - 52) | 470E (ER32) | 122 | 115.00 |

LSCX = clamping depth without back stop screw for shanks
$l_2$ = with back stop screw 1, dimension in brackets ( ) = with back stop screw 2
dimension LPR when using tightening nuts with seals 4 mm longer

# ER precision collet

- DIN ISO 15488-B (old DIN 6499-B)
- Double taper collet
- 16 times slotted

**ER-B 20 µm** WNT \ Standard

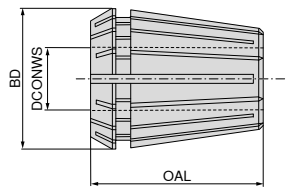




| DCONWS mm | BD = 17<br>OAL = 27.5<br>426 E / ER16<br>82 673 ... | £ | BD = 21<br>OAL = 31.5<br>428 E / ER20<br>82 674 ... | £ | BD = 26<br>OAL = 34<br>430 E / ER25<br>82 675 ... | £ | BD = 33<br>OAL = 40<br>470 E / ER32<br>82 676 ... | £ | BD = 41<br>OAL = 46<br>472 E / ER40<br>82 677 ... | £ |
|---|---|---|---|---|---|---|---|---|---|---|
| 1 | 01000 | 11.00 | 01000 [1] | 10.00 | | | | | | |
| 2 | 02000 | 11.00 | 02000 | 10.00 | 02000 | 11.00 | | | | |
| 3 | 03000 | 9.00 | 03000 | 7.00 | 03000 | 7.00 | 03000 | 8.00 | 03000 | 10.00 |
| 4 | 04000 | 9.00 | 04000 | 7.00 | 04000 | 7.00 | 04000 | 8.00 | 04000 | 10.00 |
| 5 | 05000 | 9.00 | 05000 | 7.00 | 05000 | 7.00 | 05000 | 8.00 | 05000 | 10.00 |
| 6 | 06000 | 9.00 | 06000 | 7.00 | 06000 | 7.00 | 06000 | 8.00 | 06000 | 10.00 |
| 7 | 07000 | 9.00 | 07000 | 7.00 | 07000 | 7.00 | 07000 | 8.00 | 07000 | 10.00 |
| 8 | 08000 | 9.00 | 08000 | 7.00 | 08000 | 7.00 | 08000 | 8.00 | 08000 | 10.00 |
| 9 | 09000 | 9.00 | 09000 | 7.00 | 09000 | 7.00 | 09000 | 8.00 | 09000 | 10.00 |
| 10 | 10000 | 9.00 | 10000 | 7.00 | 10000 | 7.00 | 10000 | 8.00 | 10000 | 10.00 |
| 11 | | | 11000 | 7.00 | 11000 | 7.00 | 11000 | 8.00 | 11000 | 10.00 |
| 12 | | | 12000 | 7.00 | 12000 | 7.00 | 12000 | 8.00 | 12000 | 10.00 |
| 13 | | | 13000 | 7.00 | 13000 | 7.00 | 13000 | 8.00 | 13000 | 10.00 |
| 14 | | | | | 14000 | 7.00 | 14000 | 8.00 | 14000 | 10.00 |
| 15 | | | | | 15000 | 7.00 | 15000 | 8.00 | 15000 | 10.00 |
| 16 | | | | | 16000 | 7.00 | 16000 | 8.00 | 16000 | 10.00 |
| 17 | | | | | | | 17000 | 8.00 | 17000 | 10.00 |
| 18 | | | | | | | 18000 | 8.00 | 18000 | 10.00 |
| 19 | | | | | | | 19000 | 8.00 | 19000 | 10.00 |
| 20 | | | | | | | 20000 | 8.00 | 20000 | 10.00 |
| 21 | | | | | | | | | 21000 | 10.00 |
| 22 | | | | | | | | | 22000 | 10.00 |
| 23 | | | | | | | | | 23000 | 10.00 |
| 24 | | | | | | | | | 24000 | 10.00 |
| 25 | | | | | | | | | 25000 | 10.00 |
| 26 | | | | | | | | | 26000 | 10.00 |
| Set in a wooden box | 99900 | 141.00 | 99900 | 141.00 | 99900 | 141.00 | 99900 | 150.00 | 99900 | 240.00 |

1) not included in the set

# Quick change tap chuck with length compensation

- With length compensation under tension and compression (LZD)
- also available with Balluff chip **on request**

WNT \ Standard

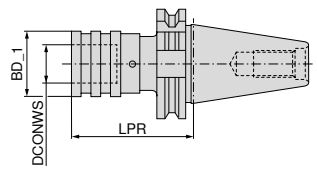

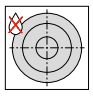

A

| Adapter | cutting range | SZID | LPR mm | BD_1 mm | DCONWS mm | LZD± mm | 83 428 ... | £ |
|---|---|---|---|---|---|---|---|---|
| SK 30 | M6 - M20 | 02 | 101 | 55 | 31 | 15 | 320 | 220.00 |
| SK 30 | M3 - M12 | 01 | 60 | 38 | 19 | 9 | 312 | 194.00 |
| SK 40 | M6 - M20 | 02 | 100 | 55 | 31 | 15 | 420 | 162.00 |
| SK 40 | M3 - M12 | 01 | 60 | 38 | 19 | 9 | 412 | 150.00 |
| SK 50 | M6 - M20 | 02 | 83 | 55 | 31 | 15 | 520 | 242.00 |
| SK 50 | M3 - M12 | 01 | 62 | 38 | 19 | 9 | 512 | 223.00 |

# Quick change tap chuck with length compensation

- With length compensation under tension and compression (LZD)
- also available with Balluff chip **on request**

WNT \ Standard

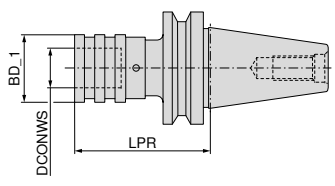

A

| Adapter | cutting range | SZID | LPR mm | BD_1 mm | DCONWS mm | LZD± mm | 83 528 ... | £ |
|---|---|---|---|---|---|---|---|---|
| BT 30 | M3 - M12 | 01 | 63 | 38 | 19 | 9 | 312 | 195.00 |
| BT 30 | M6 - M20 | 02 | 96 | 55 | 31 | 15 | 320 | 244.00 |
| BT 40 | M3 - M12 | 01 | 68 | 38 | 19 | 9 | 412 | 156.00 |
| BT 40 | M6 - M20 | 02 | 93 | 55 | 31 | 15 | 420 | 162.00 |
| BT 50 | M3 - M12 | 01 | 80 | 38 | 19 | 9 | 512 | 262.00 |
| BT 50 | M6 - M20 | 02 | 102 | 55 | 31 | 15 | 520 | 301.00 |

## Quick change tap adapter

- Normal version without overload clutch
- For mounting taps
- For right-hand and left-hand threads

**WNT** \ Standard

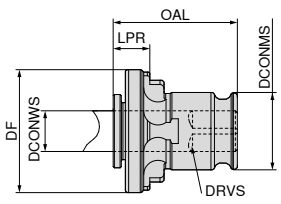

AD

| SZID | DCONWS mm | DRVS mm | DIN 371 | DIN 374 / 376 | DF mm | DCONMS mm | OAL mm | LPR mm | 83 610 ... | £ |
|---|---|---|---|---|---|---|---|---|---|---|
| 01 | 3.5 | 2.7 | M3 | | 30 | 19 | 28.5 | 7 | 100 | 16.00 |
| 01 | 4.5 | 3.4 | M4 | | 30 | 19 | 28.5 | 7 | 101 | 16.00 |
| 01 | 4.0 | 3.0 | M3,5 | | 30 | 19 | 28.5 | 7 | 102 | 16.00 |
| 01 | 2.8 | 2.1 | M2 - M2,6 | | 30 | 19 | 28.5 | 7 | 103 | 16.00 |
| 01 | 5.5 | 4.3 | | M7 | 30 | 19 | 28.5 | 7 | 104 | 16.00 |
| 01 | 6.0 | 4.9 | M4,5 - M6 | M8 | 30 | 19 | 28.5 | 7 | 105 | 16.00 |
| 01 | 7.0 | 5.5 | M7 | M10 | 30 | 19 | 28.5 | 7 | 106 | 16.00 |
| 01 | 8.0 | 6.2 | M8 | M11 | 30 | 19 | 28.5 | 7 | 107 | 16.00 |
| 01 | 9.0 | 7.0 | M9 | M12 | 30 | 19 | 28.5 | 7 | 108 | 16.00 |
| 01 | 10.0 | 8.0 | M10 | | 30 | 19 | 28.5 | 7 | 109 | 16.00 |
| 01 | 11.0 | 9.0 | | M14 | 30 | 19 | 28.5 | 7 | 110 | 16.00 |
| | | | | | | | | | | |
| 02 | 6.0 | 4.9 | M4,5 - M6 | | 46 | 31 | 46.0 | 11 | 200 | 22.00 |
| 02 | 7.0 | 5.5 | M7 | | 46 | 31 | 46.0 | 11 | 201 | 22.00 |
| 02 | 8.0 | 6.2 | M8 | | 46 | 31 | 46.0 | 11 | 202 | 22.00 |
| 02 | 9.0 | 7.0 | M9 | | 46 | 31 | 46.0 | 11 | 203 | 22.00 |
| 02 | 10.0 | 8.0 | M10 | | 46 | 31 | 46.0 | 11 | 204 | 22.00 |
| 02 | 11.0 | 9.0 | | M14 | 46 | 31 | 46.0 | 11 | 205 | 22.00 |
| 02 | 12.0 | 9.0 | | M16 | 46 | 31 | 46.0 | 11 | 206 | 22.00 |
| 02 | 14.0 | 11.0 | | M18 | 46 | 31 | 46.0 | 11 | 207 | 22.00 |
| 02 | 16.0 | 12.0 | | M20 | 46 | 31 | 46.0 | 11 | 208 | 22.00 |
| 02 | 18.0 | 14.5 | | M22 - M24 | 46 | 31 | 46.0 | 11 | 209 | 22.00 |

## Pull stud for tool holders according to ISO 7388-2

- MAS-BT 45° Form A and B

**Scope of supply:**
including O-Ring

**WNT** \ Standard

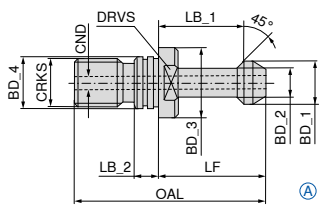


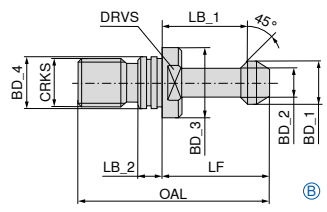

| Adapter | BD_1 mm | BD_2 mm | BD_3 mm | BD_4 mm | CRKS | OAL mm | LF mm | LB_1 mm | LB_2 mm | CND mm | DRVS mm | TQX Nm | form | 82 530 ... | £ | 82 534 ... | £ |
|---|---|---|---|---|---|---|---|---|---|---|---|---|---|---|---|---|---|
| BT 30 | 11 | 7 | 16.5 | 12.5 | M12 | 43 | 23 | 18 | 4.0 | 2.2 | 13 | 60 | A | | | 030 | 7.00 |
| BT 30 | 11 | 7 | 16.5 | 12.5 | M12 | 43 | 23 | 18 | 4.0 | | 13 | 60 | B | 030 | 7.00 | | |
| BT 40 | 15 | 10 | 23.0 | 17.0 | M16 | 60 | 35 | 28 | 5.5 | 4.0 | 19 | 90 | A | | | 040 | 7.00 |
| BT 40 | 15 | 10 | 23.0 | 17.0 | M16 | 60 | 35 | 28 | 5.5 | | 19 | 90 | B | 040 | 6.00 | | |
| BT 50 | 23 | 17 | 38.0 | 25.0 | M24 | 85 | 45 | 35 | 8.0 | 6.0 | 30 | 145 | A | | | 050 | 9.00 |
| BT 50 | 23 | 17 | 38.0 | 25.0 | M24 | 85 | 45 | 35 | 8.0 | | 30 | 145 | B | 050 | 9.00 | | |

## Pull studs for tool holders according to ISO 7388-1

- DIN 69872 form A and B
- For tools with or without axial coolant supply

**Scope of supply:**
including O-Ring

**WNT** \ Standard

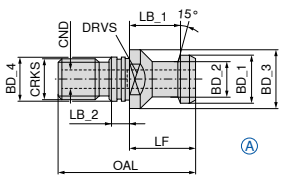




| Adapter | BD_1 mm | BD_2 mm | BD_3 mm | BD_4 mm | CRKS | OAL mm | LF mm | LB_1 mm | LB_2 mm | CND mm | DRVS mm | TQX Nm | form | 82 468 ... | £ |
|---|---|---|---|---|---|---|---|---|---|---|---|---|---|---|---|
| SK 30 | 13 | 9 | 17 | 13 | M12 | 44 | 24 | 19 | 5 | 3.5 | 14 | 60 | A | 030 | 6.00 |
| SK 40 | 19 | 14 | 23 | 17 | M16 | 54 | 26 | 20 | 7 | 7.0 | 19 | 90 | A | 040 | 5.00 |
| SK 50 | 28 | 21 | 36 | 25 | M24 | 74 | 34 | 25 | 10 | 11.5 | 30 | 145 | A | 050 | 7.00 |

## Pull studs for tool holders according to ISO 7388-1

▲ Similar to ISO / DIS 7388 (ANSI-CAT only for SK 40) Form A

**Scope of supply:**

SK 50 including O-ring
SK 40 without O-ring groove

**WNT** \ Standard

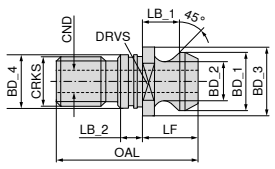




| Adapter | BD_1 mm | BD_2 mm | BD_3 mm | BD_4 mm | CRKS | OAL mm | LF mm | LB_1 mm | LB_2 mm | CND mm | DRVS mm | TQX Nm | 82 487 ... | £ |
|---|---|---|---|---|---|---|---|---|---|---|---|---|---|---|
| **SK 40** | 18.79 | 12.44 | 22.5 | 17 | M16 | 41.26 | 16.25 | 11.17 | 4.0 | 6.0 | 19 | 90 | **040** | 5.00 |
| **SK 50** | 29.10 | 19.60 | 37.0 | 25 | M24 | 65.50 | 25.55 | 17.95 | 5.5 | 11.5 | 30 | 145 | **050** | 8.00 |

## ER collet chuck with mini clamping nut

▲ with cylindrical shank

**WNT** \ Standard

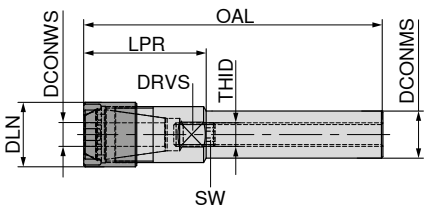

AD

| DCONMS h6 mm | DCONWS mm | OAL mm | LPR mm | DLN mm | THID | DRVS mm | for collet | 83 453 ... | £ |
|---|---|---|---|---|---|---|---|---|---|
| **8** | 1 - 5 | 81 | 26 | 12 | | 9 | 4004E (ER08) | **081** [1] | 52.00 |
| **12** | 1 - 5 | 157 | 20 | 12 | M5x0,8 | 10 | 4004E (ER08) | **122** | 110.00 |
| **16** | 1 - 7 | 185 | 25 | 16 | M7,5x0,5 | 14 | 4008E (ER11) | **163** | 108.00 |
| **16** | 1 - 10 | 117 | 37 | 22 | M11x1 | 17 | 426E (ER16) | **164** | 110.00 |
| **16** | 1 - 10 | 199 | 39 | 22 | M8x1,25 | 17 | 426E (ER16) | **165** | 108.00 |
| **20** | 1 - 10 | 168 | 28 | 22 | M11x1 | 17 | 426E (ER16) | **204** | 77.00 |
| **25** | 1 - 13 | 168 | 28 | 28 | M14x1 | 22 | 428E (ER20) | **254** | 89.00 |
| **25** | 1 - 16 | 189 | 39 | 35 | M18x1 | 27 | 430E (ER25) | **256** | 113.00 |

**1)** without coolant supply (form A)

## ER collet chuck with mini clamping nut

▲ with cylindrical shank and clamping flat

**WNT** \ Standard

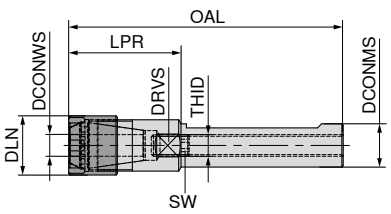

AD

| DCONMS h6 mm | DCONWS mm | OAL mm | LPR mm | DLN mm | THID | DRVS mm | for collet | 83 454 ... | £ |
|---|---|---|---|---|---|---|---|---|---|
| **20** | 1 - 10 | 168 | 28 | 22 | M11x1 | 17 | 426E (ER16) | **204** | 77.00 |
| **20** | 1 - 13 | 138 | 38 | 28 | M11x1 | 22 | 428E (ER20) | **206** | 56.00 |
| **20** | 1 - 16 | 146 | 46 | 35 | M14x1 | 27 | 430E (ER25) | **208** | 65.00 |
| **25** | 1 - 13 | 168 | 28 | 28 | M14x1 | 22 | 428E (ER20) | **254** | 89.00 |
| **25** | 1 - 16 | 189 | 39 | 35 | M18x1 | 27 | 430E (ER25) | **256** | 113.00 |

## ER Collet Chuck

▲ with cylindrical shank and clamping flat

**WNT** \ Standard

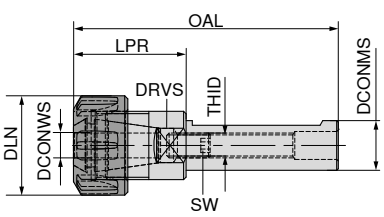

AD

| DCONMS h6 mm | DCONWS mm | OAL mm | LPR mm | DLN mm | THID | DRVS mm | for collet | 83 455 ... | £ |
|---|---|---|---|---|---|---|---|---|---|
| **40** | 2 - 20 | 100 | 35 | 50 | M22x1,5 | 36 | 470E (ER32) | **401** | 66.00 |
| **40** | 2 - 20 | 160 | 35 | 50 | M22x1,5 | 36 | 470E (ER32) | **402** | 81.00 |
| **40** | 3 - 30 | 139 | 59 | 63 | M28x1,5 | 40 | 472E (ER40) | **405** | 76.00 |

Note: Spanner to be ordered separately.



Customer Service Centre
Freephone: 0800 073 2 073 / Freefax: 0800 073 2 074

Ordering via the Online Shop
http://cuttingtools.ceratizit.com

## Radial tool holders, short

WNT \ Performance

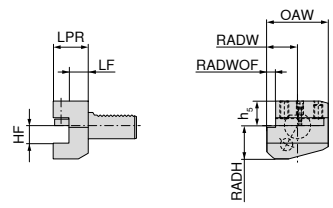


B2

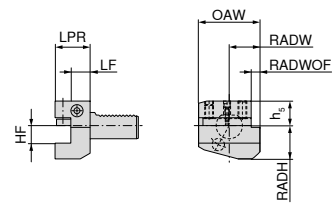


B1

B2

B1

| DCONMS h6 mm | HF 0/-0,1 mm | OAW mm | RADW mm | RADWOF mm | $h_5$ mm | RADH mm | LF 0/+0,5 mm | LPR mm |
|---|---|---|---|---|---|---|---|---|
| 16 | 12 | 42 | 23.0 | 5.0 | 20.0 | 22 | 13.0 | 24 |
| 20 | 16 | 55 | 30.0 | 7.0 | 25.0 | 30 | 16.0 | 30 |
| 20 | 16 | 55 | 30.0 | 7.0 | 25.0 | 30 | 26.0 | 40 |
| 30 | 20 | 70 | 35.0 | 10.0 | 28.0 | 38 | 18.5 | 40 |
| 30 | 20 | 70 | 35.0 | 10.0 | 28.0 | 38 | 42.0 | 60 |
| 40 | 25 | 85 | 42.5 | 12.5 | 32.5 | 48 | 18.5 | 44 |
| 50 | 32 | 100 | 50.0 | 16.0 | 35.0 | 60 | 30.0 | 55 |

| Left-hand 82 189 ... | £ | Right-hand 82 185 ... | £ |
|---|---|---|---|
| | | 160 | 74.00 |
| 200 | 63.00 | 200 | 68.00 |
| 201 | 83.00 | 201 | 78.00 |
| 300 | 69.00 | 300 | 62.00 |
| 301 | 108.00 | 301 | 103.00 |
| 400 | 69.00 | 400 | 63.00 |
| 500 | 108.00 | 500 | 106.00 |

## Radial tool holders, overhead, short

WNT \ Performance

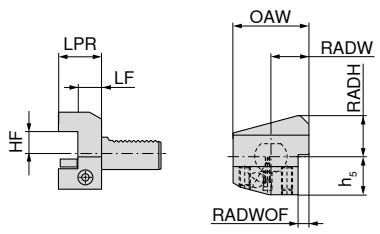


B3

| DCONMS h6 mm | HF 0/-0,1 mm | OAW mm | RADW mm | RADWOF mm | $h_5$ mm | RADH mm | LF 0/+0,5 mm | LPR mm |
|---|---|---|---|---|---|---|---|---|
| 16 | 12 | 42 | 23.0 | 5.0 | 20.0 | 22 | 13.0 | 24 |
| 20 | 16 | 55 | 30.0 | 7.0 | 25.0 | 30 | 16.0 | 30 |
| 20 | 16 | 55 | 30.0 | 7.0 | 25.0 | 30 | 26.0 | 40 |
| 25 | 16 | 55 | 30.0 | 7.0 | 25.0 | 30 | 16.0 | 30 |
| 30 | 20 | 70 | 35.0 | 10.0 | 35.0 | 38 | 18.5 | 40 |
| 30 | 20 | 70 | 35.0 | 10.0 | 35.0 | 38 | 42.0 | 60 |
| 40 | 25 | 85 | 42.5 | 12.5 | 42.5 | 48 | 18.5 | 44 |
| 50 | 32 | 100 | 50.0 | 16.0 | 50.0 | 60 | 30.0 | 55 |

Right-hand

| 82 193 ... | £ |
|---|---|
| 160 | 78.00 |
| 200 | 68.00 |
| 201 | 98.00 |
| 250 | 109.00 |
| 300 | 64.00 |
| 301 | 108.00 |
| 400 | 68.00 |
| 500 | 108.00 |

## Axial tool holders

WNT \ Performance

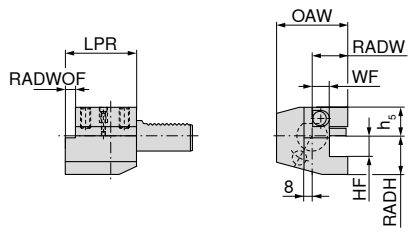


C1

| DCONMS h6 mm | HF 0/-0,1 mm | OAW mm | RADW mm | WF 0/+0,3 mm | $h_5$ mm | RADH mm | LPR mm | RADWOF mm |
|---|---|---|---|---|---|---|---|---|
| 20 | 16 | 52 | 27.0 | 13.0 | 25.0 | 30 | 55 | 7.0 |
| 30 | 20 | 70 | 35.0 | 17.0 | 28.0 | 38 | 70 | 10.0 |
| 40 | 25 | 85 | 42.5 | 20.5 | 32.5 | 48 | 85 | 12.5 |
| 50 | 32 | 100 | 50.0 | 25.5 | 35.0 | 60 | 100 | 16.0 |

Right-hand

| 82 211 ... | £ |
|---|---|
| 200 | 93.00 |
| 300 | 72.00 |
| 400 | 84.00 |
| 500 | 122.00 |

## Reduction sleeves for direct clamping

▲ For tools with cylindrical shank

WNT \ Performance

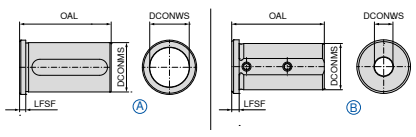

| DCONMS mm | DCONWS mm | OAL mm | LFSF mm | Fig. |
|---|---|---|---|---|
| 25 | 12 | 50 | 4 | B |
| 25 | 6 | 50 | 4 | B |
| 25 | 8 | 50 | 4 | B |
| 25 | 10 | 50 | 4 | B |
| 25 | 16 | 50 | 4 | A |
| 25 | 20 | 50 | 4 | A |
| 32 | 6 | 58 | 5 | B |
| 32 | 8 | 58 | 5 | B |
| 32 | 10 | 58 | 5 | B |
| 32 | 12 | 58 | 5 | B |
| 32 | 16 | 58 | 5 | A |
| 32 | 20 | 58 | 5 | A |
| 32 | 25 | 58 | 5 | A |
| 40 | 8 | 58 | 5 | B |
| 40 | 10 | 58 | 5 | B |
| 40 | 12 | 58 | 5 | B |
| 40 | 16 | 58 | 5 | A |
| 40 | 20 | 58 | 5 | A |
| 40 | 25 | 58 | 5 | A |
| 40 | 32 | 58 | 5 | A |
| 50 | 25 | 75 | 5 | A |
| 50 | 12 | 75 | 5 | B |
| 50 | 16 | 75 | 5 | A |
| 50 | 20 | 75 | 5 | A |
| 50 | 32 | 75 | 5 | A |
| 50 | 40 | 75 | 5 | A |

| 83 272 ... | £ |
|---|---|
| 262 | 42.00 |
| 256 | 55.00 |
| 258 | 42.00 |
| 260 | 42.00 |
| 266 | 42.00 |
| 270 | 42.00 |
| 326 | 57.00 |
| 328 | 57.00 |
| 330 | 43.00 |
| 332 | 43.00 |
| 336 | 43.00 |
| 340 | 43.00 |
| 345 | 43.00 |
| 408 | 69.00 |
| 410 | 57.00 |
| 412 | 57.00 |
| 416 | 57.00 |
| 420 | 57.00 |
| 425 | 57.00 |
| 432 | 57.00 |
| 525 | 64.00 |
| 512 | 64.00 |
| 516 | 64.00 |
| 520 | 64.00 |
| 532 | 64.00 |
| 540 | 64.00 |

## ER Collet chucks

WNT \ Performance

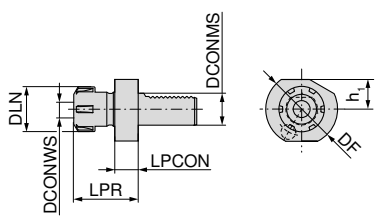


E4

| DCONMS h6 mm | DCONWS mm | DF mm | DLN mm | $h_1$ mm | LPR mm | LPCON mm | for collet |
|---|---|---|---|---|---|---|---|
| 16 | 1 - 10 | 40 | 28 | 18.0 | 45.5 | 14 | 426E (ER16) |
| 16 | 1 - 13 | 40 | 34 | 18.0 | 44.0 | 14 | 428E (ER20) |
| 20 | 1 - 16 | 50 | 42 | 23.0 | 57.0 | 18 | 430E (ER25) |
| 20 | 2 - 20 | 50 | 50 | 23.0 | 62.0 | 18 | 470E (ER32) |
| 30 | 1 - 16 | 68 | 42 | 28.0 | 57.0 | 22 | 430E (ER25) |
| 30 | 2 - 20 | 68 | 50 | 28.0 | 75.0 | 22 | 470E (ER32) |
| 40 | 1 - 16 | 83 | 42 | 32.5 | 63.0 | 22 | 430E (ER25) |
| 40 | 2 - 20 | 83 | 50 | 32.5 | 75.0 | 22 | 470E (ER32) |
| 40 | 3 - 26 | 83 | 63 | 32.5 | 75.0 | 22 | 472E (ER40) |
| 50 | 2 - 20 | 94 | 50 | 35.0 | 75.0 | 30 | 470E (ER32) |
| 50 | 3 - 26 | 94 | 63 | 35.0 | 63.0 | 30 | 472E (ER40) |

| 82 286 ... | £ |
|---|---|
| 160 | 107.00 |
| 161 | 106.00 |
| 202 | 87.00 |
| 203 | 91.00 |
| 300 | 86.00 |
| 301 | 86.00 |
| 400 | 93.00 |
| 401 | 93.00 |
| 402 | 92.00 |
| 500 | 136.00 |
| 501 | 136.00 |

## Boring bar holder

▲ for turning tools with cylindrical shank
▲ Coolant supply either through the tool or via the ball-shaped spray nozzle

WNT \ Performance

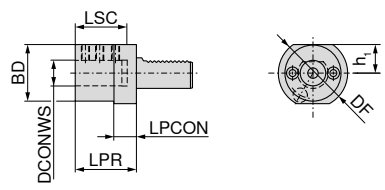


E2

| DCONMS h6 mm | DCONWS H7 mm | DF mm | BD mm | $h_1$ mm | LPR mm | LPCON mm | LSC mm |
|---|---|---|---|---|---|---|---|
| 16 | 6 | 40 | 32 | 18.0 | 44 | 13 | 34 |
| 16 | 8 | 40 | 32 | 18.0 | 44 | 13 | 34 |
| 16 | 10 | 40 | 32 | 18.0 | 44 | 13 | 34 |
| 16 | 12 | 40 | 40 | 18.0 | 44 | 13 | 34 |
| 16 | 16 | 40 | 40 | 18.0 | 44 | 13 | 34 |
| 20 | 8 | 50 | 40 | 23.0 | 50 | 18 | 41 |
| 20 | 10 | 50 | 40 | 23.0 | 50 | 18 | 41 |
| 20 | 12 | 50 | 40 | 23.0 | 50 | 18 | 41 |
| 20 | 16 | 50 | 40 | 23.0 | 50 | 18 | 41 |
| 20 | 20 | 50 | 50 | 23.0 | 50 | 18 | 41 |
| 20 | 25 | 50 | 50 | 23.0 | 60 | 18 | 51 |
| 25 | 8 | 58 | 40 | 25.0 | 50 | 18 | 41 |
| 25 | 10 | 58 | 40 | 25.0 | 50 | 18 | 41 |
| 25 | 12 | 58 | 40 | 25.0 | 50 | 18 | 41 |
| 25 | 16 | 58 | 40 | 25.0 | 50 | 18 | 41 |
| 25 | 20 | 58 | 58 | 25.0 | 50 | 18 | 41 |
| 25 | 25 | 58 | 58 | 25.0 | 60 | 18 | 51 |
| 30 | 8 | 68 | 55 | 28.0 | 60 | 22 | 51 |
| 30 | 10 | 68 | 55 | 28.0 | 60 | 22 | 51 |
| 30 | 12 | 68 | 55 | 28.0 | 60 | 22 | 51 |
| 30 | 16 | 68 | 55 | 28.0 | 60 | 22 | 51 |
| 30 | 20 | 68 | 55 | 28.0 | 60 | 22 | 51 |
| 30 | 25 | 68 | 55 | 28.0 | 60 | 22 | 51 |
| 30 | 32 | 68 | 68 | 28.0 | 75 | 22 | 61 |
| 40 | 8 | 83 | 55 | 32.5 | 75 | 22 | 61 |
| 40 | 10 | 83 | 55 | 32.5 | 75 | 22 | 61 |
| 40 | 12 | 83 | 55 | 32.5 | 75 | 22 | 61 |
| 40 | 16 | 83 | 55 | 32.5 | 75 | 22 | 61 |
| 40 | 20 | 83 | 55 | 32.5 | 75 | 22 | 61 |
| 40 | 25 | 83 | 55 | 32.5 | 75 | 22 | 61 |
| 40 | 32 | 83 | 83 | 32.5 | 75 | 22 | 61 |
| 40 | 40 | 83 | 83 | 32.5 | 90 | 22 | 76 |
| 50 | 12 | 98 | 68 | 35.0 | 90 | 30 | 76 |
| 50 | 16 | 98 | 68 | 35.0 | 90 | 30 | 76 |
| 50 | 20 | 98 | 68 | 35.0 | 90 | 30 | 76 |
| 50 | 25 | 98 | 68 | 35.0 | 90 | 30 | 76 |
| 50 | 32 | 98 | 68 | 35.0 | 90 | 30 | 76 |
| 50 | 40 | 98 | 98 | 35.0 | 90 | 30 | 76 |
| 50 | 50 | 98 | 98 | 35.0 | 100 | 30 | 86 |

| 82 268 ... | | £ |
|---|---|---|
| 160 | 1) | 92.00 |
| 161 | 1) | 70.00 |
| 162 | 1) | 70.00 |
| 163 | 1) | 70.00 |
| 164 | 1) | 70.00 |
| 200 | | 65.00 |
| 201 | | 65.00 |
| 202 | | 65.00 |
| 203 | | 65.00 |
| 204 | | 65.00 |
| 205 | | 65.00 |
| 250 | | 106.00 |
| 251 | | 106.00 |
| 252 | | 106.00 |
| 253 | | 106.00 |
| 254 | | 106.00 |
| 255 | | 106.00 |
| 300 | | 63.00 |
| 301 | | 63.00 |
| 302 | | 63.00 |
| 303 | | 63.00 |
| 304 | | 63.00 |
| 305 | | 63.00 |
| 306 | | 63.00 |
| 400 | | 65.00 |
| 401 | | 65.00 |
| 402 | | 65.00 |
| 403 | | 65.00 |
| 404 | | 65.00 |
| 405 | | 65.00 |
| 406 | | 65.00 |
| 407 | | 65.00 |
| 500 | | 93.00 |
| 501 | | 93.00 |
| 502 | | 93.00 |
| 503 | | 89.00 |
| 504 | | 89.00 |
| 505 | | 89.00 |
| 506 | | 89.00 |

1) Coolant supply through pipe joint

# Workpiece clamping



## SBF 3-jaw chuck (Ø 200 mm) with console

- Suitable for 5-axis machining of round components
- Compatible with PNG and MNG zero point clamping systems
- Quick change jaw system with single release of jaws
- Spindle with hex connection

**Scope of supply:**
SBF 3-jaw chuck (Ø 200 mm) incl. console (PNG and MNG-compatible) without clamping bolt
1 set GBA base jaws
1 set SB-H stepped jaws
6 fixing screws and clamping key

WNT \ Performance

SBF 3

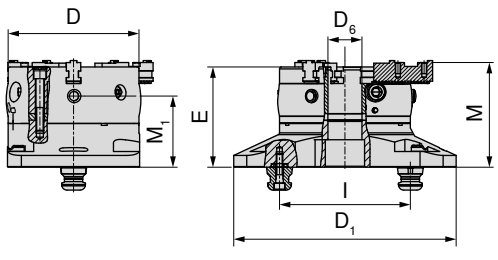

NEW

| D mm | $D_1$ mm | $D_6$ mm | E mm | l mm | M mm | $M_1$ mm | MXC kN | TQX Nm | DRVS mm | Stroke / jaw mm | Tooth pitch mm | WT kg | 80 913 ... | £ |
|---|---|---|---|---|---|---|---|---|---|---|---|---|---|---|
| 200 | 340 | 52 | 153,3 | 200 | 160,1 | 108,8 | 100 | 120 | 12 | 7 | 4.8 | 49.5 | 20000 | 3,559.50 |

## SBF 3-jaw chuck (Ø 315 mm) with console

- Suitable for 5-axis machining of round components
- Compatible with PNG and MNG zero point clamping systems
- Quick change jaw system with single release of jaws
- Spindle with hex connection

**Scope of supply:**
SBF 3-jaw chuck (Ø 315 mm) incl. console (PNG and MNG-compatible) without clamping bolt
1 set GBA base jaws
1 set SB-H stepped jaws
6 fixing screws and clamping key

WNT \ Performance

SBF 3

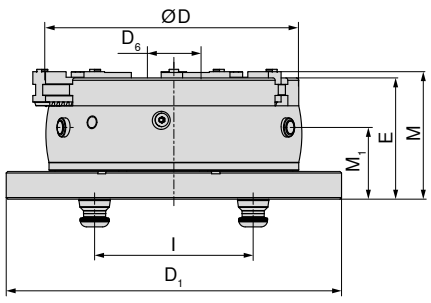

NEW

| D mm | $D_1$ mm | $D_6$ mm | E mm | l mm | M mm | $M_1$ mm | MXC kN | TQX Nm | DRVS mm | Stroke / jaw mm | Tooth pitch mm | WT kg | 80 913 ... | £ |
|---|---|---|---|---|---|---|---|---|---|---|---|---|---|---|
| 315 | 423 | 92 | 153 | 200 | 160,86 | 90,5 | 180 | 220 | 16 | 9.9 | 7 | 95 | 31500 | 5,869.50 |

The chuck is designed exclusively for stationary use – do not use while rotating!



Customer Service Centre
Freephone: 0800 073 2 073 / Freefax: 0800 073 2 074

Ordering via the Online Shop
http://cuttingtools.ceratizit.com

# System jaws overview

## Base jaws (GBA) – set

▲ Base jaws with angled teeth
▲ Price per set of 3 pieces

**Scope of supply:**
3 base jaws with angled teeth
Including cylindrical screws

WNT \ Performance

SBF 3

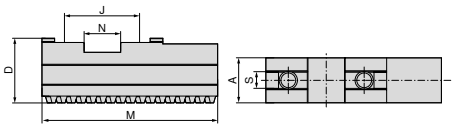




NEW

| for | A mm | D mm | J mm | M mm | N mm | S mm | G | WT kg | 80 913 ... | £ |
|---|---|---|---|---|---|---|---|---|---|---|
| SBF-3.200 | 22 | 32 | 40 | 90 | 20 | 10 | M8x1 | 1.2 | 50300 | 215.25 |
| SBF-3.315 | 32 | 43 | 54 | 125 | 26 | 12 | M12x1,5 | 3.1 | 60300 | 353.85 |

## Soft top jaws (AB-W) – set

▲ Price per set of 3 pieces
▲ Material: 16MnCr5

**Scope of supply:**
3 soft top jaws

WNT \ Performance

SBF 3

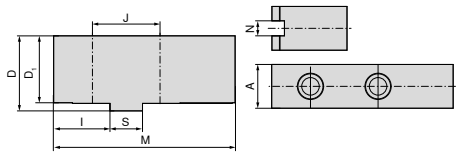




NEW

| for | A mm | D mm | $D_1$ mm | I mm | J mm | M mm | N mm | S mm | Hole for | WT kg | 80 913 ... | £ |
|---|---|---|---|---|---|---|---|---|---|---|---|---|
| SBF-3.200 | 22 | 47 | 43 | 35 | 40 | 105 | 10 | 20 | M8 | 2.0 | 50400 | 41.90 |
| SBF-3.315 | 35 | 60 | 54 | 45 | 54 | 145 | 12 | 26 | M12 | 5.6 | 60400 | 86.63 |

## Hard stepped top jaws (AB-H) – set

▲ Price per set of 3 pieces

**Scope of supply:**
3 hard stepped top jaws

WNT \ Performance

SBF 3

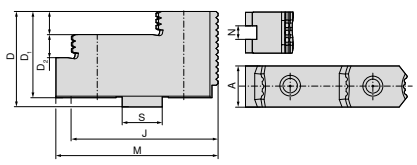




NEW

| for | A mm | D mm | $D_1$ mm | $D_2$ mm | J mm | M mm | N mm | S mm | Hole for | WT kg | 80 913 ... | £ |
|---|---|---|---|---|---|---|---|---|---|---|---|---|
| SBF-3.200 | 22 | 42 | 38 | 10 | 40 | 71,7 | 10 | 20 | M8 | 2.4 | 50200 | 180.60 |
| SBF-3.315 | 36 | 62 | 56 | 15 | 54 | 105 | 12 | 26 | M12 | 3.3 | 60200 | 265.65 |

## Hard stepped top jaws (SB-H) – set

▲ Stepped block jaws with angled teeth
▲ Price per set of 3 pieces

**Scope of supply:**
3 hard stepped block jaws

WNT \ Performance

SBF 3

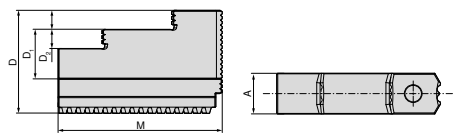




NEW

| for | A mm | D mm | $D_1$ mm | $D_2$ mm | M mm | WT kg | 80 913 ... | £ |
|---|---|---|---|---|---|---|---|---|
| SBF-3.200 | 22 | 60 | 35 | 10 | 94 | 1.9 | 50100 | 368.55 |
| SBF-3.315 | 32 | 81 | 46 | 15 | 129 | 5.5 | 60100 | 581.70 |

# Our warehouse in your machine shop...

**Access to cutting tools 24/7**
With full control.

**Major cashflow benefits**
You only pay for the tools you use.

**Zero obsolete stock**
You don‘t get left with old cutting tool technology.

**Major purchasing cost reduction**
Only one consolidated invoice per month, with no management fee.

**Scan for a comprehensive tool supply review**

**CERATIZIT UK & IRELAND LTD**
Europa Link \ UK-Sheffield S9 1XU
Tel.: 0800 073 2 073
info.uk@ceratizit.com \ www.ceratizit.com

CERATIZIT GROUP

03/2022 - 99 022 00523