It couldn't be easier

Ordering via the Online Shop

http://cuttingtools.ceratizit.com

Competent advice also available on call

Application engineers with know-how

Monday to Friday from 8:00 am – 6:00 pm

Placing your order is quick and easy

Customer Service Centre

Freephone Number: 0800 073 2073
Freefax Number: 0800 073 2074

VALID: 01.09.2021 – 30.11.2021

CERATIZIT GROUP

The NEW CERATIZIT Sheffield Technical Centre

Home to our Project Engeineering Team

SPECIAL SELECTION

TEAM CUTTING TOOLS

CUTTING SOLUTIONS BY CERATIZIT · KOMET · WNT · KLENK

CERATIZIT is a high-technology engineering group specialised in cutting tools and hard material solutions.

Tooling the Future

www.ceratizit.com

Table of contents

NEW PRODUCTS	4–7
SPECIAL OFFERS	8+9
HSS drilling	10+11
Solid carbide drilling	12–18
Indexable Insert Drills	19–21
Solid carbide drilling	22+23
Reamers	24–26
HSS Taps	27–29
Circular Milling	30
Thread turning	31
Turning Tools	32–40
EcoCut	41–44
Grooving Tools	45–48
Miniature turning tools	49–53
Solid Carbide milling cutters	54–72
Milling tools with indexable inserts	73–86
Rotating toolholders	87–94
Toolholders, static + driven tools	95

The NEW CERATIZIT Sheffield Technical Centre

- Customer projects from drawing to final proposal
- Customer cutting tool application training
- Process optimisation on customer components and applications
- Industry focussed seminars
- Product testing/development
- Machining tests in our in house technical centre

For more information – call your Local Technical Sales Engineer or email our projects Team projects.uk@ceratizit.com

PROJECTS IN THE BEST OF HANDS

- Project consulting service for all applications and industries from drawing to final proposal
- Needs-oriented advise on process optimisation
- Development of a machining and tooling concept
- Cycle time reduction targets
- Machining tests in our in-house Technical Centre to prove out processes

Radial square section tool holder with DirectCooling – B1 / B2 / B3 / B4

- Double tooth profile for normal and overhead applications
- The clamping rails can be attached at the top or bottom (left or right application).
- For turning tool holders with DirectCooling
- Can be used up to 100 bar

WNT \ Performance

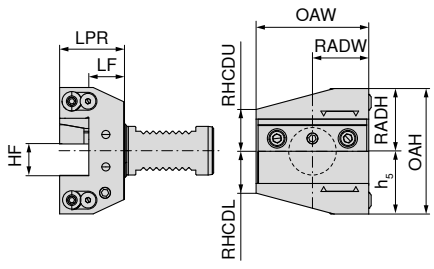

double
NEW

Adapter	HF 0/-0,1	LF 0/+0,5	LPR	OAW	RADH	RADW	h_5	OAH	RHCDL	RHCDU	82 245 ...	£
	mm	mm	mm	mm	mm	mm	mm	mm	mm	mm		
VDI 20	16	16	30	55	30	30.0	30	60	22	22	01629	181.17
VDI 25	16	16	30	55	30	30.0	30	60	22	22	01628	181.17
VDI 50	25	22	44	98	55	50.0	55	110	42	42	02525	266.31
VDI 30	20	22	40	70	39	35.0	39	78	26	26	02027	181.17
VDI 40	25	22	44	85	47	42.5	47	94	33	33	02526	213.73
VDI 20	16	26	40	55	30	30.0	30	60	22	22	51629	181.17

Radial square section tool holder with DirectCooling – B1 / B4

- Double tooth profile for normal and overhead applications
- For turning tool holders with DirectCooling
- Can be used up to 100 bar

WNT \ Performance

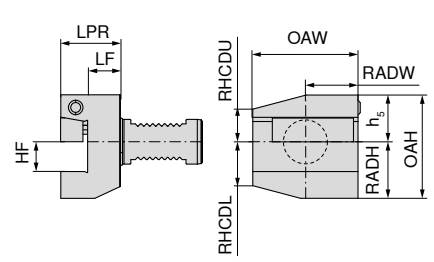

double
NEW

Adapter	HF 0/-0,1	LF 0/+0,5	LPR	OAW	RADH	RADW	h_5	OAH	RHCDL	RHCDU	82 247 ...	£
	mm	mm	mm	mm	mm	mm	mm	mm	mm	mm		
VDI 50	25	22	44	92.5	48	50.0	43.0	91.0	43.0	30	02525	204.71
VDI 30	20	22	40	70.0	38	35.0	31.5	69.5	29.5	22	02027	139.48
VDI 40	25	22	44	85.0	48	42.5	38.0	86.0	35.0	30	02526	164.89

Radial square section tool holder with DirectCooling – B2 / B3

- Double tooth profile for normal and overhead applications
- For turning tool holders with DirectCooling
- Can be used up to 100 bar

WNT \ Performance

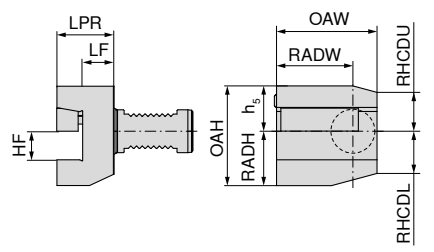



double
NEW

Adapter	HF 0/-0,1	LF 0/+0,5	LPR	OAW	RADH	RADW	h_5	OAH	RHCDL	RHCDU	82 247 ...	£
	mm	mm	mm	mm	mm	mm	mm	mm	mm	mm		
VDI 50	25	22	44	92.5	48	50.0	43.0	91.0	35.0	38	12525	204.71
VDI 30	20	22	40	70.0	38	35.0	31.5	69.5	29.5	27	12027	139.48
VDI 40	25	22	44	85.0	48	42.5	38.0	86.0	35.0	30	12526	164.89

Axial square section tool holder with DirectCooling – C1 / C2 / C3 / C4

- Double tooth profile for normal and overhead applications
- The clamping rails can be attached at the top or bottom (left or right application).
- For turning tool holders with DirectCooling
- Can be used up to 100 bar

WNT \ Performance

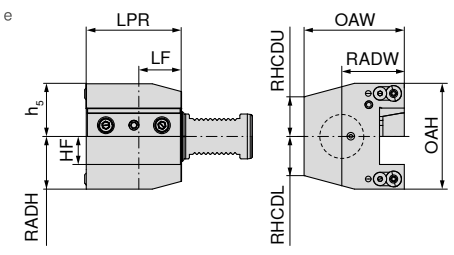

double
NEW

Adapter	HF 0/-0,1	LF	LPR	OAW	RADH	RADW	h_5	OAH	RHCDL	RHCDU	82 246 ...	£
	mm	mm	mm	mm	mm	mm	mm	mm	mm	mm		
VDI 50	25	30	85	105	50	63.0	50	100	42	42	02525	317.08
VDI 30	20	30	70	74	39	39.0	39	78	26	26	02027	208.40
VDI 40	25	30	85	94	47	52.5	47	94	35	35	02526	248.27

Axial square section tool holder with DirectCooling – C1 / C4

- Double tooth profile for normal and overhead applications
- For turning tool holders with DirectCooling
- Can be used up to 100 bar

WNT \ Performance

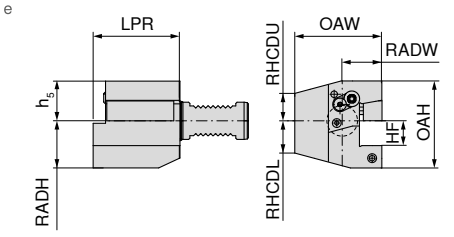



double
NEW

Adapter	HF 0/-0,1	LPR	OAW	RADH	RADW	h_5	OAH	RHCDL	RHCDU	82 248 ...	£
	mm	mm	mm	mm	mm	mm	mm	mm	mm		
VDI 30	20	70	70.0	38	35.0	32	70	26	22	02027	159.45
VDI 40	25	85	85.0	48	42.5	38	86	35	30	02526	190.25
VDI 50	25	85	90.5	48	48.0	44	92	42	35	02525	242.77

Axial square section tool holder with DirectCooling – C2 / C3

- Double tooth profile for normal and overhead applications
- For turning tool holders with DirectCooling
- Can be used up to 100 bar

WNT \ Performance

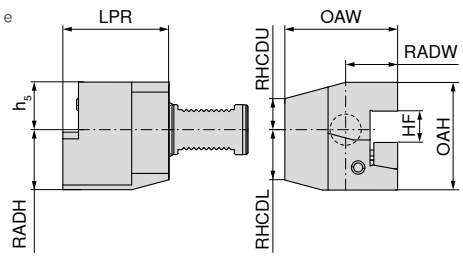



double
NEW

Adapter	HF 0/-0,1	LPR	OAW	RADH	RADW	h_5	OAH	RHCDL	RHCDU	82 248 ...	£
	mm	mm	mm	mm	mm	mm	mm	mm	mm		
VDI 30	20	70	76	38	41.0	32	70	26	26	12027	159.45
VDI 40	25	85	90	48	47.5	38	86	35	30	12526	190.25
VDI 50	25	85	95	48	52.5	44	92	42	37	12525	242.77

Parting blade holder for parting blades with DirectCooling

- Double tooth profile for normal and overhead applications
- For parting blades with DirectCooling
- Can be used up to 100 bar

WNT \ Performance

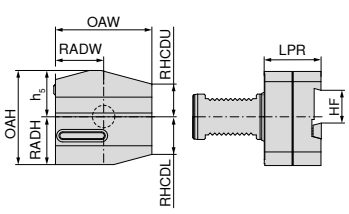

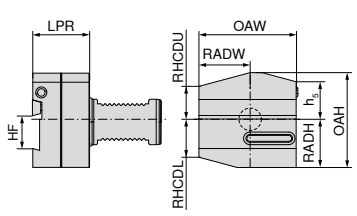

NEW

NEW



Adapter	HF	LPR	OAW	RADH	RADW	h_5	OAH	LF	RHCDL	RHCDU	Left-hand 82 249 ...	£	Right-hand 82 249 ...	£
	mm	mm	mm	mm	mm	mm	mm	mm	mm	mm				
VDI 30	26	50	70	37	35.0	32	69	44	30	25	12627	349.69	02627	349.69
VDI 40	32	50	85	40	42.5	43	83	44	31	31	13226	393.20	03226	393.20
VDI 40	26	50	85	40	42.5	43	83	44	31	31	12626	393.20	02626	393.20
VDI 50	32	50	100	45	50.0	43	88	44	37	35	13225	469.21	03225	469.21

Customer Service Centre
Freephone: 0800 073 2 073 / Freefax: 0800 073 2 074

Ordering via the Online Shop
http://cuttingtools.ceratizit.com

WTX – High Performance Drills

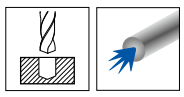

WNT \ Performance

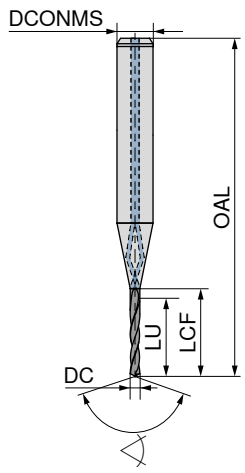

NEW | MICRO | DPX74M | ≤ 5xD



HA
135°
Solid carbide

NEW | MICRO | DPX74M | ≤ 8xD

HA
128°
Solid carbide

NEW | MICRO | DPX74M | ≤ 12xD

HA
128°
Solid carbide

DC h6/m6 mm	DCONMS h6 mm	OAL mm	LCF mm	LU mm	10 693 ...	£	10 694 ...	£	10 695 ...	£
0.8	3	41	8.0	6.4			00800	75.53		
0.8	3	44	11.2	9.6					00800	84.12
0.8	3	39	5.6	4.0	00800	72.02				
0.9	3	42	9.0	7.2			00900	75.53		
0.9	3	46	12.6	10.8					00900	84.12
0.9	3	39	6.3	4.5	00900	72.02				
1.0	3	43	10.0	8.0			01000	67.42		
1.0	3	47	14.0	12.0					01000	76.04
1.0	3	40	7.0	5.0	01000	63.92				
1.1	3	44	11.0	8.8			01100	67.42		
1.1	3	48	15.4	13.2					01100	76.04
1.1	3	41	7.7	5.5	01100	63.92				
1.2	3	45	12.0	9.6			01200	67.42		
1.2	3	50	16.8	14.4					01200	76.04
1.2	3	41	8.4	6.0	01200	63.92				
1.3	3	46	13.0	10.4			01300	67.42		
1.3	3	51	18.2	15.6					01300	76.04
1.3	3	42	9.1	6.5	01300	63.92				
1.4	3	47	14.0	11.2			01400	67.42		
1.4	3	52	19.6	16.8					01400	76.04
1.4	3	42	9.8	7.0	01400	63.92				
1.5	3	47	15.0	12.0			01500	67.42		
1.5	3	53	21.0	18.0					01500	76.04
1.5	3	43	10.5	7.5	01500	63.92				
1.6	3	48	16.0	12.8			01600	72.52		
1.6	3	55	22.4	19.2					01600	80.04
1.6	3	44	11.2	8.0	01600	67.29				
1.7	3	49	17.0	13.6			01700	72.52		
1.7	3	56	23.8	20.4					01700	80.04
1.7	3	44	11.9	8.5	01700	67.29				
1.8	3	50	18.0	14.4			01800	72.52		
1.8	3	57	25.2	21.6					01800	80.04
1.8	3	45	12.6	9.0	01800	67.29				
1.9	3	51	19.0	15.2			01900	72.52		
1.9	3	59	26.6	22.8					01900	80.04
1.9	3	45	13.3	9.5	01900	67.29				
2.0	3	52	20.0	16.0			02000	72.52		
2.0	3	60	28.0	24.0					02000	80.04
2.0	3	46	14.0	10.0	02000	67.29				
2.1	3	53	21.0	16.8			02100	73.67		
2.1	3	61	29.4	25.2					02100	81.83
2.1	3	47	14.7	10.5	02100	69.37				
2.2	3	54	22.0	17.6			02200	73.67		
2.2	3	63	30.8	26.4					02200	81.83
2.2	3	47	15.4	11.0	02200	69.37				
2.3	3	55	23.0	18.4			02300	73.67		
2.3	3	64	32.2	27.6					02300	81.83
2.3	3	48	16.1	11.5	02300	69.37				
2.4	3	56	24.0	19.2			02400	73.67		
2.4	3	65	33.6	28.8					02400	81.83
2.4	3	48	16.8	12.0	02400	69.37				
2.5	3	56	25.0	20.0			02500	73.67		
2.5	3	67	35.0	30.0					02500	81.83
2.5	3	49	17.5	12.5	02500	69.37				
2.6	3	57	26.0	20.8			02600	76.04		
2.6	3	68	36.4	31.2					02600	83.54
2.6	3	50	18.2	13.0	02600	73.03				
2.7	3	58	27.0	21.6			02700	76.04		
2.7	3	69	37.8	32.4					02700	83.54
2.7	3	50	18.9	13.5	02700	73.03				
2.8	3	59	28.0	22.4			02800	76.04		
2.8	3	70	39.2	33.6					02800	83.54
2.8	3	51	19.6	14.0	02800	73.03				
2.9	3	60	29.0	23.2			02900	76.04		
2.9	3	72	40.6	34.8					02900	83.54
2.9	3	51	20.3	14.5	02900	73.03				

P	●	●	●
M	●	●	●
K	●	●	●
N			
S	○	○	○
H			
O			

WTX – High performance deep hole drills

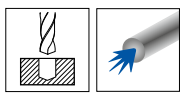

WNT \ Performance

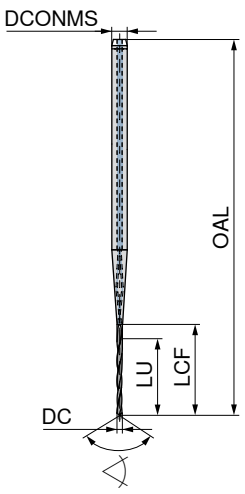

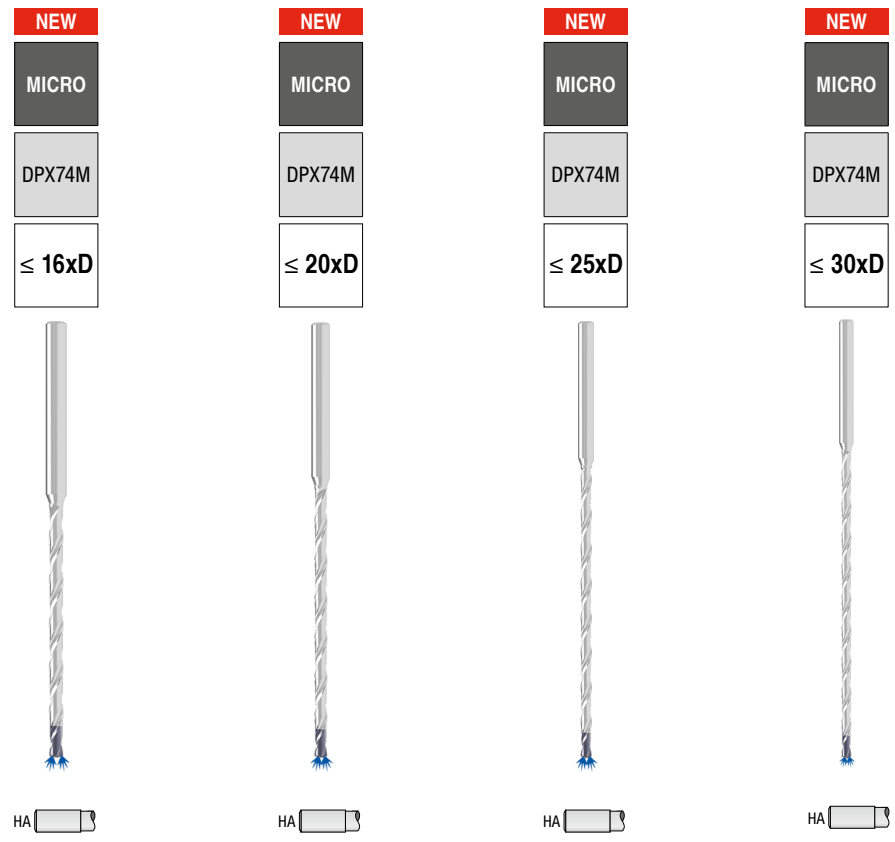

DC h6 mm	DCONMS h6 mm	OAL mm	LCF mm	LU mm	10 696 ...	£	10 697 ...	£	10 698 ...	£	10 699 ...	£
0.8	3	48	14.4	12.8	**00800**	106.96						
0.8	3	51	17.6	16.0			**00800**	117.55				
0.9	3	49	16.2	14.4	**00900**	106.96						
0.9	3	53	19.8	18.0			**00900**	117.55				
1.0	3	55	22.0	20.0			**01000**	109.46				
1.0	3	65	32.0	30.0							**01000**	134.09
1.0	3	60	27.0	25.0					**01000**	121.13		
1.0	3	51	18.0	16.0	**01000**	98.87						
1.1	3	57	24.2	22.0			**01100**	109.46				
1.1	3	68	35.2	33.0							**01100**	134.09
1.1	3	63	29.7	27.5					**01100**	121.13		
1.1	3	53	19.8	17.6	**01100**	98.87						
1.2	3	59	26.4	24.0			**01200**	109.46				
1.2	3	71	38.4	36.0							**01200**	134.09
1.2	3	65	32.4	30.0					**01200**	121.13		
1.2	3	54	21.6	19.2	**01200**	98.87						
1.3	3	61	28.6	26.0			**01300**	109.46				
1.3	3	74	41.6	39.0							**01300**	134.09
1.3	3	68	35.1	32.5					**01300**	121.13		
1.3	3	56	23.4	20.8	**01300**	98.87						
1.4	3	63	30.8	28.0			**01400**	109.46				
1.4	3	78	44.8	42.0							**01400**	134.09
1.4	3	71	37.8	35.0					**01400**	121.13		
1.4	3	58	25.2	22.4	**01400**	98.87						
1.5	3	66	33.0	30.0			**01500**	109.46				
1.5	3	81	48.0	45.0							**01500**	134.09
1.5	3	73	40.5	37.5					**01500**	121.13		
1.5	3	60	27.0	24.0	**01500**	98.87						
1.6	3	68	35.2	32.0			**01600**	115.26				
1.6	3	84	51.2	48.0							**01600**	141.25
1.6	3	76	43.2	40.0					**01600**	127.58		
1.6	3	61	28.8	25.6	**01600**	104.09						
1.7	3	70	37.4	34.0			**01700**	115.26				
1.7	3	87	54.4	51.0							**01700**	141.25
1.7	3	78	45.9	42.5					**01700**	127.58		
1.7	3	63	30.6	27.2	**01700**	104.09						
1.8	3	72	39.6	36.0			**01800**	115.26				
1.8	3	90	57.6	54.0							**01800**	141.25
1.8	3	81	48.6	45.0					**01800**	127.58		
1.8	3	65	32.4	28.8	**01800**	104.09						
1.9	3	74	41.8	38.0			**01900**	115.26				
1.9	3	93	60.8	57.0							**01900**	141.25
1.9	3	84	51.3	47.5					**01900**	127.58		
1.9	3	66	34.2	30.4	**01900**	104.09						
2.0	3	76	44.0	40.0			**02000**	115.26				
2.0	3	96	64.0	60.0							**02000**	141.25
2.0	3	86	54.0	50.0					**02000**	127.58		
2.0	3	68	36.0	32.0	**02000**	104.09						
2.1	3	78	46.2	42.0			**02100**	117.69				
2.1	3	99	67.2	63.0							**02100**	144.26
2.1	3	89	56.7	52.5					**02100**	130.29		
2.1	3	70	37.8	33.6	**02100**	106.31						
2.2	3	80	48.4	44.0			**02200**	117.69				
2.2	3	102	70.4	66.0							**02200**	144.26
2.2	3	91	59.4	55.0					**02200**	130.29		
2.2	3	71	39.6	35.2	**02200**	106.31						
2.3	3	82	50.6	46.0			**02300**	117.69				
2.3	3	106	73.6	69.0							**02300**	144.26
2.3	3	94	62.1	57.5					**02300**	130.29		
2.3	3	73	41.4	36.8	**02300**	106.31						
2.4	3	85	52.8	48.0			**02400**	117.69				
2.4	3	109	76.8	72.0							**02400**	144.26
2.4	3	97	64.8	60.0					**02400**	130.29		
2.4	3	75	43.2	38.4	**02400**	106.31						
2.5	3	87	55.0	50.0			**02500**	117.69				
2.5	3	112	80.0	75.0							**02500**	144.26
2.5	3	99	67.5	62.5					**02500**	130.29		
2.5	3	77	45.0	40.0	**02500**	106.31						
2.6	3	89	57.2	52.0			**02600**	120.28				
2.6	3	115	83.2	78.0							**02600**	147.33
2.6	3	102	70.2	65.0					**02600**	133.09		
2.6	3	78	46.8	41.6	**02600**	108.61						
2.7	3	91	59.4	54.0			**02700**	120.28				
2.7	3	118	86.4	81.0							**02700**	147.33
2.7	3	104	72.9	67.5					**02700**	133.09		
2.7	3	80	48.6	43.2	**02700**	108.61						
2.8	3	93	61.6	56.0			**02800**	120.28				
2.8	3	121	89.6	84.0							**02800**	147.33
2.8	3	107	75.6	70.0					**02800**	133.09		
2.8	3	82	50.4	44.8	**02800**	108.61						
2.9	3	95	63.8	58.0			**02900**	120.28				
2.9	3	124	92.8	87.0							**02900**	147.33
2.9	3	110	78.3	72.5					**02900**	133.09		
2.9	3	83	52.2	46.4	**02900**	108.61						

P	●	●	●	●
M	●	●	●	●
K	●	●	●	●
N				
S				
H				
O				

Customer Service Centre
Freephone: 0800 073 2 073 / Freefax: 0800 073 2 074

Ordering via the Online Shop
http://cuttingtools.ceratizit.com

Twist drills, DIN 1869, extra-long, series 1

> 10xD

NEW

WTL

TiAlN

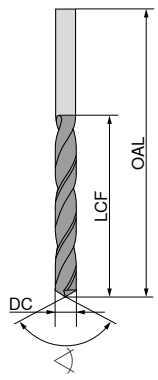

130°
HSS-E

WNT \ Performance

DC h8 mm	OAL mm	LCF mm	10 236 ...	£
3.0	150	100	03000	15.55
3.3	155	105	03300	24.76
3.5	165	115	03500	17.71
4.0	175	120	04000	17.33
4.2	175	120	04200	25.53
4.5	185	125	04500	19.48
5.0	195	135	05000	14.54
5.5	205	140	05500	20.59
6.0	205	140	06000	21.81
6.5	215	150	06500	23.45
6.8	225	155	06800	22.09
7.0	225	155	07000	20.19
7.5	225	155	07500	22.53
8.0	240	165	08000	22.30
8.5	240	165	08500	28.70
9.0	250	175	09000	32.05
9.5	250	175	09500	32.26
10.0	265	185	10000	36.35
10.2	265	185	10200	53.30

P	●
M	
K	●
N	●
S	
H	
O	○

Twist drills, DIN 1869, extra-long, series 2

> 10xD

NEW

WTL

TiAlN

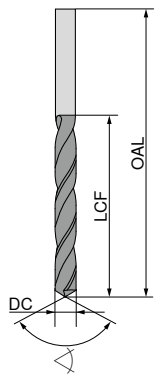

130°
HSS-E

WNT \ Performance

DC h8 mm	OAL mm	LCF mm	10 246 ...	£
3.0	190	130	03000	20.95
3.5	210	145	03500	24.57
4.0	220	150	04000	22.02
4.5	235	160	04500	24.37
5.0	245	170	05000	23.43
5.5	260	180	05500	28.99
6.0	260	180	06000	30.10
6.5	275	190	06500	28.80
7.0	290	200	07000	30.13
7.5	290	200	07500	32.42
8.0	305	210	08000	35.81
8.5	305	210	08500	35.18
9.0	320	220	09000	38.98
9.5	320	220	09500	40.60
10.0	340	235	10000	46.29
10.2	340	235	10200	52.18
12.0	375	260	12000	67.16

P	●
M	
K	●
N	●
S	
H	
O	○

Twist drills, DIN 1869, extra-long, series 3

> 10xD

NEW

WTL

TiAlN

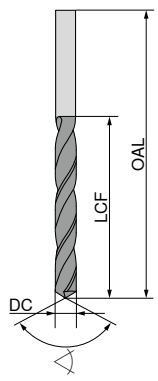

130°
HSS-E

WNT \ Performance

DC h8 mm	OAL mm	LCF mm	10 256 ...	£
4	280	190	04000	28.62
5	315	210	05000	32.39
6	330	225	06000	37.32
8	390	265	08000	44.29
10	430	295	10000	60.78

P	●
M	
K	●
N	●
S	
H	
O	○

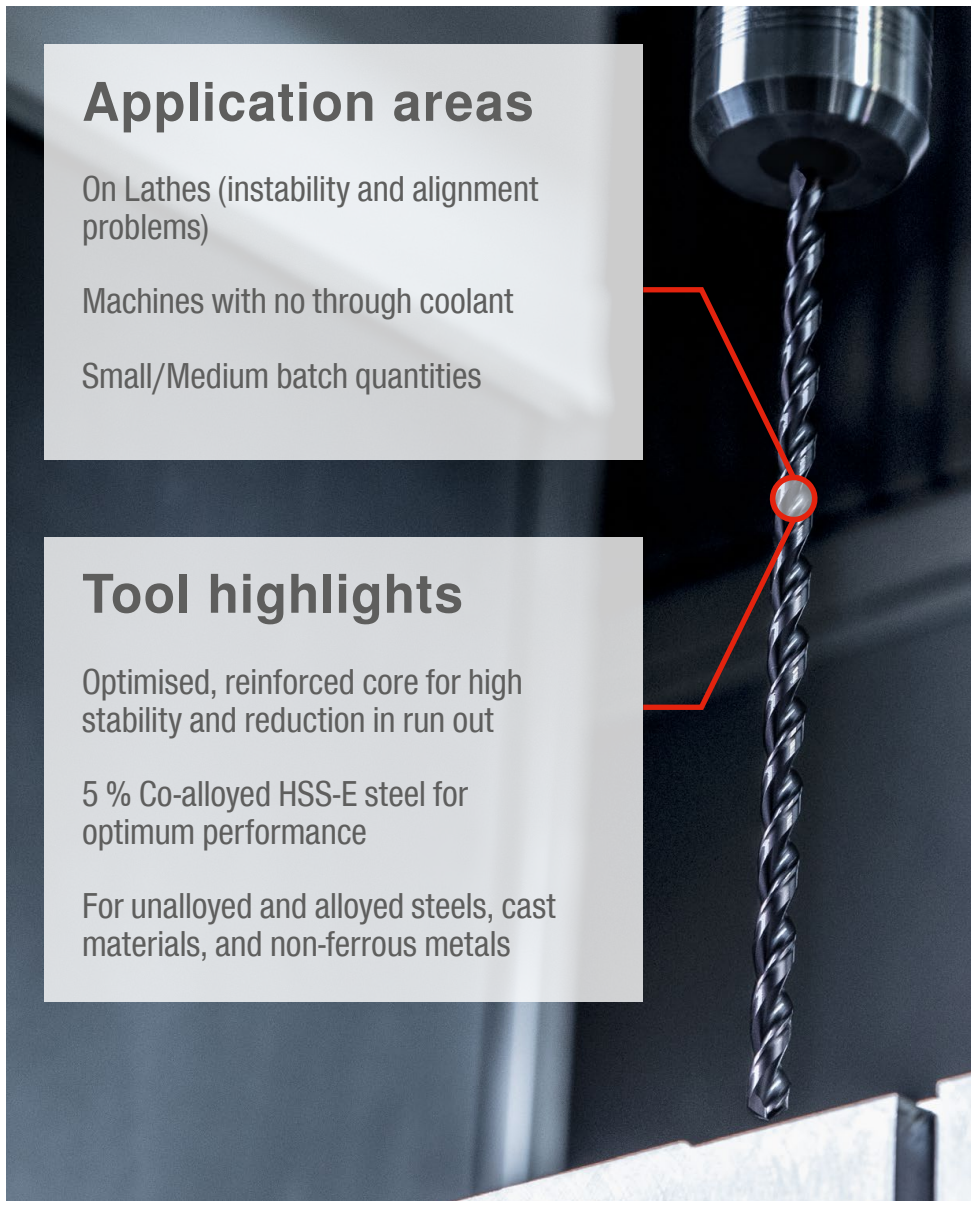

Twist drill sets DIN 338 – Type N short

	Ø mm	10 158 ...	£
0.1 mm steps	1.0–5.9	050	35.00
0.1 mm steps	6.0–10	100	70.00

Countersink 90°, DIN 335-C

- included in the set: 6.3 mm, 8.3 mm, 10.4 mm, 12.4 mm, 16.5 mm and 20.5 mm

	30 100 ...	£
Set	999	30.00

UltraMini – Set

- internal turning, grooving and chamfering

	73 085 ...	£
Set	999	230.00

Universal 3D-Tester HQ

- fast and accurate positioning at reference edges
- characterised by over travel safety
- accuracy 0,01 mm

Scope of supply

3D tester including tracer insert and Allen key

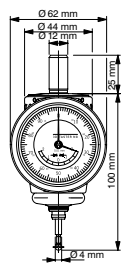

	85 292 ...	£
Universal 3D-Tester HQ	100	220.00

Zero height setting gauge

Designation	Height mm	85 900 ...	£
Zero height setting gauge	100	018	75.00

Assembly device for ISO adapters

- Aluminium

Collet chuck	80 720 ...	£
SK 30	030	55.00
SK 40	040	60.00
SK 50	050	65.00

Cleaning propeller

- Chip and emulsion removal or drying processes via the tool spindle
- Simple replacement of the rotor blades

WNT \ Standard

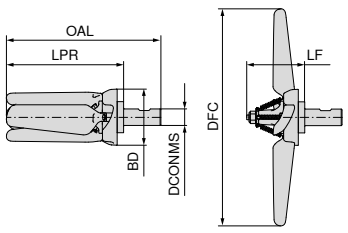

IK central

DCONMS mm	OAL mm	LPR mm	LF mm	DFC mm	BD mm	RPMX 1/min.	80 399 ...	£
20	186.3	141.3	69.75	254	67.68	5000 - 8000	02000	135.00

Rotor blade

Rotor blade kit

Spare parts for Article no.	£	80 399 ...	£	80 399 ...
80 399 02000	25.00	30100	100.00	30200

Assembly fixture for tool holders

- gripping by roller
- secure clamping
- quick assembly, no additional clamping necessary

WNT \ Standard

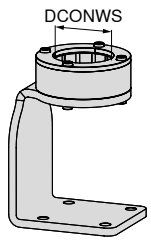

adapter	DCONWS mm	80 722 ...	£
HSK 32, PSC 32	32.0	032	120.00
HSK 40, PSC 40	40.0	040	120.00
MAS-BT 30	46.0	046	100.00
DIN 69871 / DIN 2080 - SK 30, HSK 50, PSC 50	50.0	050	100.00
DIN 69871 / DIN 2080 - SK 40, HSK 63, PSC 63, MAS-BT 40, ANSI-CAT 40	63.0	063	100.00
DIN 69871 - SK 50	97.5	097	200.00
HSK 100, MAS-BT 50, ANSI-CAT 50	100.0	100	200.00

90° Countersink with irregular pitch, DIN 335-C

Scope of supply

Countersinks Ø 10.4 / 16.5 / 25.0 mm in storage case

N

Ti50

	30 140 ...	£
Set	999	60.00

Screwdriver sets

Type	Size	80 950 ...	£
TORX®	T06, T07, T08, T09, T10, T15, T20	090	22.68
TORX PLUS®	T06IP, T07IP, T08IP, T09IP, T10IP, T15IP, T20IP	091	35.34

Customer Service Centre
Freephone: 0800 073 2 073 / Freefax: 0800 073 2 074

Ordering via the Online Shop
http://cuttingtools.ceratizit.com

Centric vice for small parts

- Fast jaw changeover without tools
- Compact and precise
- Optimum accessibility from all sides
- Exchangeable jaw widths (45 mm and 70 mm)
- Stainless, hardened base body

Scope of supply

ZSG mini base body with spindle without system jaws

ZSG mini

WNT \ Performance

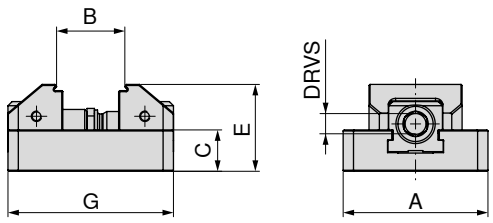

NEW

A mm	B mm	C mm	E mm	G mm	MXC kN	DRVS mm	WT kg	80 912 ...	£
70	7 - 77	20	42	80	16	11	0.9	07000	357.96
70	7 - 77	20	42	100	16	11	1.1	07100	405.68

Special Offer

Any of the ZSG Mini Vices
+ Two jaws
= £420

Quick change jaw, grip 3 mm

▲ Price per piece

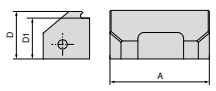

			£	Y4	NCG	H5G / -S / -Z	X5G-Z / -S	ESG 4	ESG 5	ESG mini	HDG 2	ZSG 4	ZSG mini	DSG 4	MSG 2
45	22	19	42.96	80 912 30100									●		
70	22	19	57.28	80 912 30200									●		

Quick change jaw, smooth step 5 mm

▲ Price per piece

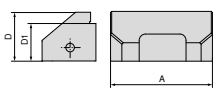

			£	Y4	NCG	H5G / -S / -Z	X5G-Z / -S	ESG 4	ESG 5	ESG mini	HDG 2	ZSG 4	ZSG mini	DSG 4	MSG 2
45	24	19	52.50	80 912 30300									●		
70	24	19	66.82	80 912 30400									●		

Quick change jaw, VS, grip 3 mm

▲ Price per piece

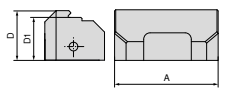

			£	Y4	NCG	H5G / -S / -Z	X5G-Z / -S	ESG 4	ESG 5	ESG mini	HDG 2	ZSG 4	ZSG mini	DSG 4	MSG 2
45	22	19	42.96	80 912 30500									●		
70	22	19	63.00	80 912 30600									●		

Quick change jaw, VS, smooth 5 mm

▲ Price per piece

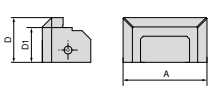

			£	Y4	NCG	H5G / -S / -Z	X5G-Z / -S	ESG 4	ESG 5	ESG mini	HDG 2	ZSG 4	ZSG mini	DSG 4	MSG 2
45	24	19	57.75	80 912 30700									●		
70	24	19	73.50	80 912 30800									●		

CERATIZIT GROUP

Connect with us on facebook

cutting.tools/facebook/ct-uk

TEAM CUTTING TOOLS
CERATIZIT KOMET WNT KLENK

Technical support: 0800 073 2 075
3 time served engineers,
available from 8:00 am to 6:00 pm, Monday to Friday

Order by 6:00 pm and get your
guaranteed free express delivery

NC spot drills, factory standard and high-performance twist drills

	NC-A	UNI	WT	VX	UNI	VX	UNI
		TiN	TiN	TiN	TiN	TiN	TiN
		≤ 3xD	≤ 3xD	≤ 3xD	≤ 5xD	≤ 5xD	≤ 10xD
		DIN 1897	DIN 1897	≈DIN 1897	DIN 338	≈DIN 338	DIN 340
				A		A	
	WNT \ Performance	WNT \ Performance	WNT \ Performance	WNT \ Performance	WNT \ Performance	WNT \ Performance	WNT \ Performance

DC h8/h6 mm	10 520 ...	£	10 107 ...	£	10 110 ...	£	10 122 ...	£	10 171 ...	£	10 124 ...	£	10 270 ...	£
0.90									009 [1]	3.71				
1.00			010 [1]	4.32	010	4.46			010 [1]	3.71			010	6.72
1.10			011 [1]	4.32	011	4.70			011 [1]	3.71			011	7.51
1.20			012 [1]	4.08	012	4.46			012 [1]	4.21			012	8.38
1.25									125 [1]	3.95				
1.30			013 [1]	4.32	013	4.70			013 [1]	3.95			013	8.25
1.40			014 [1]	4.21	014	4.70			014 [1]	3.71			014	8.16
1.45									145 [1]	3.71				
1.50			015 [1]	3.91	015	4.46			015 [1]	3.46			015	7.10
1.55									155 [1]	3.71				
1.60			016 [1]	3.91	016	4.46			016 [1]	3.71			016	8.38
1.65									165 [1]	3.83				
1.70			017 [1]	3.70	017	4.21			017 [1]	3.83			017	9.15
1.80			018 [1]	3.91	018	4.46			018 [1]	3.71			018	8.74
1.90			019 [1]	3.91	019	4.46			019 [1]	3.83			019	9.34
2.00			020 [1]	3.43	020	3.91	020	8.41	020 [1]	3.43	020	10.91	020	6.94
2.10			021 [1]	3.70	021	4.21	021	9.52	021 [1]	4.21	021	12.48	021	8.01
2.20			022 [1]	4.08	022	4.46	022	10.27	022 [1]	4.21	022	12.48	022	8.16
2.30			023 [1]	3.95	023	4.46	023	10.27	023 [1]	4.21	023	12.48	023	8.01
2.38			238 [1]	3.95					238 [1]	4.21				
2.40			024 [1]	4.08	024	4.70	024	10.74	024 [1]	4.21	024	12.48	024	7.41
2.50			025 [1]	3.70	025	4.08	025	9.39	025 [1]	3.55	025	12.48	025	7.10
2.55									255 [1]	4.21				
2.60			026 [1]	4.08	026	4.70	026	10.74	026 [1]	4.21	026	12.48	026	8.16
2.70			027 [1]	4.32	027	4.96	027	11.12	027 [1]	4.21	027	12.48	027	8.63
2.78			278 [1]	4.32					278 [1]	4.96				
2.80			028 [1]	4.32	028	4.96	028	11.12	028 [1]	4.21	028	12.48	028	8.25
2.90			029 [1]	4.32	029	4.96	029	11.12	029 [1]	4.32	029	12.48	029	8.63
3.00	030	6.63	030 [1]	3.91	030	4.21	030	10.27	030 [1]	3.55	030	11.86	030	7.65
3.10			031 [1]	4.21	031	4.85	031	10.27	031 [1]	4.32	031	13.59	031	9.15
3.17			317 [1]	4.08					317 [1]	4.08				
3.20			032 [1]	3.95	032	4.59	032	10.27	032 [1]	3.91	032	13.59	032	8.48
3.25									325 [1]	4.45				
3.30			033 [1]	4.32	033	4.96	033	10.27	033 [1]	3.91	033	13.59	033	8.99
3.40			034 [1]	4.46	034	4.96	034	10.27	034 [1]	4.57	034	13.59	034	9.34
3.50			035 [1]	4.32	035	4.46	035	9.76	035 [1]	3.91	035	13.59	035	9.15
3.57			357 [1]	4.46					357 [1]	4.69				
3.60			036 [1]	4.46	036	4.96	036	10.91	036 [1]	4.69	036	15.13	036	9.48
3.70			037 [1]	4.69	037	5.37	037	11.12	037 [1]	4.69	037	15.13	037	9.22
3.80			038 [1]	4.59	038	4.96	038	10.88	038 [1]	4.96	038	15.13	038	8.87
3.90			039 [1]	5.19	039	5.37	039	11.12	039 [1]	5.19	039	15.13	039	9.94
3.97			397 [1]	4.94					397 [1]	5.45				
4.00	040	6.75	040 [1]	4.59	040	4.59	040	9.03	040 [1]	4.08	040	15.13	040	9.70
4.10			041 [1]	4.85	041	4.96	041	9.03	041 [1]	4.94	041	17.54	041	9.87
4.20			042 [1]	4.69	042	4.96	042	9.52	042 [1]	4.94	042	18.54	042	9.48
4.25									425 [1]	5.21				
4.30			043 [1]	4.96	043	5.60	043	10.00	043 [1]	5.19	043	17.54	043	10.57
4.37			437 [1]	6.63					437 [1]	5.56				
4.40			044 [1]	5.60	044	5.73	044	11.36	044 [1]	5.21	044	17.54	044	9.34
4.50			045 [1]	4.96	045	4.70	045	9.39	045 [1]	5.19	045	17.54	045	9.94
4.60			046 [1]	5.45	046	6.23	046	11.86	046 [1]	5.56	046	19.89	046	9.58
4.65					465	6.48			465 [1]	5.69	465	19.89		
4.70			047 [1]	5.73	047	6.48	047	12.10	047 [1]	5.73	047	19.89	047	11.08
4.76			476 [1]	5.73					476 [1]	5.69				
4.80			048 [1]	5.81	048	6.48	048	12.10	048 [1]	5.56	048	19.89	048	10.79
4.90			049 [1]	6.43	049	6.48	049	12.10	049 [1]	5.69	049	19.89	049	10.93
4.95									495 [1]	5.69				
5.00	050	7.13	050 [1]	5.07	050	5.21	050	10.27	050 [1]	4.96	050	21.62	050	11.08
5.05									505 [1]	5.69				
5.10			051 [1]	6.79	051	6.48	051	11.86	051 [1]	5.69	051	21.62	051	12.26
5.16			516 [1]	8.78					516 [1]	6.23				
5.20			052 [1]	8.41	052	6.48	052	12.23	052 [1]	6.10	052	21.62	052	12.02
5.30			053 [1]	8.90	053	6.75	053	12.36	053 [1]	6.10	053	23.87	053	13.23
5.40			054 [1]	8.78	054	7.50	054	13.71	054 [1]	6.63	054	23.87	054	14.45
5.50			055 [1]	6.55	055	5.60	055	10.88	055 [1]	6.79	055	21.62	055	11.52
5.55					555	7.13	555	13.71	555 [1]	7.74	555	24.82		
5.56			556 [1]	7.30					556 [1]	7.74				
5.60			056 [1]	10.74	056	7.13	056	13.71	056 [1]	6.75	056	24.82	056	15.05
5.70			057 [1]	10.88	057	7.13	057	13.71	057 [1]	6.75	057	24.82	057	16.63
5.75									575 [1]	6.75				
5.80			058 [1]	11.48	058	7.13	058	13.71	058 [1]	6.75	058	24.82	058	14.60
5.90			059 [1]	11.63	059	7.38	059	13.71	059 [1]	6.75	059	24.82	059	16.28
5.95			595 [1]	12.74					595 [1]	8.64				
6.00	060	7.13	060 [1]	6.55	060	6.10	060	11.48	060 [1]	6.63	060	23.59	060	13.84
6.10			061 [1]	12.36	061	9.17	061	17.79	061 [1]	7.50	061	29.15	061	16.41
6.20			062 [1]	12.60	062	9.56	062	17.79	062 [1]	7.50	062	29.15	062	14.71
6.30			063 [1]	13.71	063	9.66	063	21.24	063 [1]	7.50	063	29.15	063	16.41
6.35			635 [1]	13.59					635 [1]	8.02				
6.40			064 [1]	13.96	064	9.99	064	18.45	064 [1]	8.02	064	29.15	064	14.93
6.50			065 [1]	7.67	065	7.13	065	13.48	065 [1]	7.40	065	29.15	065	14.34
6.60			066 [1]	14.45	066	9.99	066	21.62	066 [1]	8.02	066	31.25	066	16.53
6.70			067 [1]	14.71	067	9.99	067	21.62	067 [1]	8.02	067	31.25	067	16.96
6.75			675 [1]	11.26					675 [1]	10.99				
6.80			068 [1]	15.07	068	10.42	068	23.66	068 [1]	9.09	068	31.25	068	18.20
6.90			069 [1]	15.19	069	10.42	069	23.35	069 [1]	9.09	069	31.25	069	18.86
7.00			070 [1]	8.78	070	8.64	070	17.79	070 [1]	7.74	070	31.25	070	17.12
7.10			071 [1]	15.81	071	11.70	071	26.18	071 [1]	10.31	071	32.54	071	16.53
7.14			714 [1]	16.18					714 [1]	15.39				
7.20			072 [1]	15.95	072	11.70	072	26.58	072 [1]	10.31	072	32.54	072	18.93

P	●	●	●	●	●	●	●
M	○	●	●	●	●	●	●
K	●	●	●	●	●	●	●
N	○	○	○	○	○	○	○
S		○	●	○	○	○	○
H			○				
O		○		○	○	○	○

1) self-centering

Ø DC $_{h8}$ for Type UNI, WT and VX / **Ø DC**$_{h6}$ for Type NC-A

Customer Service Centre
Freephone: 0800 073 2 073 / Freefax: 0800 073 2 074

Ordering via the Online Shop
http://cuttingtools.ceratizit.com

NC spot drills, factory standard and high-performance twist drills

	NC-A	UNI	WT	VX	UNI	VX	UNI
		TiN	TiN	TiN	TiN	TiN	TiN
		≤ 3xD	≤ 3xD	≤ 3xD	≤ 5xD	≤ 5xD	≤ 10xD
		DIN 1897	DIN 1897	≈DIN 1897	DIN 338	≈DIN 338	DIN 340
				A		A	
	WNT \ Performance	WNT \ Performance	WNT \ Performance	WNT \ Performance	WNT \ Performance	WNT \ Performance	WNT \ Performance

DC h8/h6 mm	10 520 ...	£	10 107 ...	£	10 110 ...	£	10 122 ...	£	10 171 ...	£	10 124 ...	£	10 270 ...	£
7.30			073 [1]	16.06	073	11.83	073	26.58	073 [1]	10.31	073	32.54	073	19.79
7.40			074 [1]	15.95	074	11.83	074	26.58	074 [1]	10.31	074	32.54	074	20.50
7.45							745	26.58	745 [1]	8.28				
7.50			075 [1]	10.00	075	9.04	075	18.78	075 [1]	8.28	075	32.54	075	20.86
7.55											755	32.49		
7.60			076 [1]	14.94	076	12.84	076	26.97	076 [1]	12.10	076	32.49	076	22.38
7.70			077 [1]	18.54	077	12.84	077	29.03	077 [1]	12.46	077	32.49	077	21.14
7.80			078 [1]	17.91	078	12.84	078	29.03	078 [1]	12.10	078	32.49	078	23.30
7.90			079 [1]	19.64	079	12.84	079	29.03	079 [1]	12.46	079	32.49	079	22.47
7.94			794 [1]	10.12					794 [1]	12.10				
8.00	080	12.19	080 [1]	9.66	080	9.30	080	19.27	080 [1]	10.05	080	32.49	080	19.07
8.10			081 [1]	20.15	081	12.84	081	32.95	081 [1]	12.10	081	36.39	081	21.02
8.20			082 [1]	21.01	082	12.84	082	32.95	082 [1]	12.96	082	36.39	082	22.92
8.30			083 [1]	22.59	083	13.50	083	32.95	083 [1]	12.96	083	36.39	083	24.30
8.40			084 [1]	23.21	084	13.50	084	32.95	084 [1]	13.59	084	36.39	084	26.12
8.50			085 [1]	11.48	085	11.18	085	21.85	085 [1]	9.93	085	36.69	085	22.38
8.60			086 [1]	13.80	086	13.88	086	34.23	086 [1]	22.19	086	33.86	086	22.23
8.70			087 [1]	15.89	087	13.88	087	34.23	087 [1]	22.19	087	33.86	087	22.47
8.73			873 [1]	18.20					873 [1]	14.58				
8.80			088 [1]	14.94	088	13.88	088	34.23	088 [1]	15.44	088	33.86	088	22.82
8.90			089 [1]	19.64	089	14.26	089	34.23	089 [1]	19.07	089	33.86	089	23.20
9.00			090 [1]	12.10	090	11.34	090	23.85	090 [1]	12.48	090	33.86	090	23.52
9.10			091 [1]	16.56	091	18.16	091	42.92	091 [1]	20.73	091	36.39	091	23.52
9.20			092 [1]	16.67	092	18.16	092	42.92	092 [1]	21.28	092	36.39	092	23.52
9.30			093 [1]	29.39	093	18.16	093	42.92	093 [1]	18.90	093	36.39	093	23.52
9.35							935	42.92	935 [1]	14.71				
9.40			094 [1]	19.33	094	18.16	094	42.92	094 [1]	23.35	094	36.39	094	23.52
9.50			095 [1]	12.96	095	14.76	095	29.81	095 [1]	14.71	095	36.39	095	23.52
9.55											955	39.69		
9.60			096 [1]	20.21	096	18.45	096	32.16	096 [1]	21.11	096	39.69	096	24.91
9.70			097 [1]	19.64	097	18.45	097	32.16	097 [1]	24.80	097	39.69	097	26.12
9.80			098 [1]	30.27	098	19.74	098	32.16	098 [1]	21.11	098	39.69	098	27.91
9.90			099 [1]	21.00	099	19.74	099	32.16	099 [1]	19.44	099	39.69	099	30.33
10.00	100	12.74	100 [1]	15.07	100	13.88	100	28.66	100 [1]	14.79	100	39.69	100	32.79
10.10			101 [1]	20.21			101	44.40	101 [1]	19.09	101	50.31	101	35.82
10.20			102 [1]	23.95	102	19.59	102	42.42	102 [1]	20.00	102	50.31	102	38.26
10.30			103 [1]	18.78			103	43.16	103 [1]	16.67	103	50.31	103	41.28
10.40			104 [1]	21.98			104	45.93	104 [1]	20.65	104	50.31	104	41.28
10.50			105 [1]	25.94	105	18.67	105	41.22	105 [1]	20.75	105	50.31	105	41.91
10.55									955 [1]	22.74				
10.60							106	49.34			106	55.26		
10.70							107	45.04			107	55.26		
10.80					108	41.63	108	43.30			108	55.26		
10.90							109	63.61			109	55.26		
11.00			110 [1]	27.66	110	18.67	110	41.22	110 [1]	22.74	110	46.57	110	49.74
11.10							111	40.31			111	49.86		
11.11			111 [1]	32.61					111 [1]	43.85				
11.20									112 [1]	43.85	112	49.86		
11.30									113 [1]	44.08	113	49.86		
11.40									114 [1]	44.08	114	49.86		
11.50			115 [1]	31.38	115	19.47	115	42.92	115 [1]	29.03	115	49.86	115	50.39
11.60									116 [1]	50.51	116	54.98		
11.70							117	48.25			117	54.98		
11.80					118	23.35	118	50.38			118	54.98		
11.90							119	63.71			119	54.98		
12.00	120	19.59	120 [1]	36.92	120	22.27	120	49.28	120 [1]	32.36	120	54.98	120	50.97
12.10							121	35.90			121	63.16		
12.15									121 [1]	33.22				
12.20							122	53.44			122	63.16		
12.30			123 [1]	34.34	123	34.23	123	65.70	123 [1]	34.34	123	63.16		
12.40							124	78.40			124	63.16		
12.50			125 [1]	37.18	125	23.35	125	50.76	925 [1]	33.22	125	63.16	125	55.84
12.60							126	102.92			126	66.52		
12.70			127 [1]	28.36			127	112.63	127 [1]	26.05	127	66.52		
12.80					128	43.13	128	53.47			128	66.52		
12.90							129	78.84			129	66.52		
13.00			130 [1]	37.18	130	23.54	130	54.57	130 [1]	35.44	130	73.37	130	60.72
13.10									131 [1]	44.82				
13.30									133 [1]	44.82				
13.50			135 [1]	37.18	135	25.71	135	81.69	135 [1]	44.82	135	95.16	135	61.91
13.80					138	27.74								
14.00			140 [1]	39.51	140	26.97	140	81.69	140 [1]	42.98	140	95.16	140	64.36
14.50					145	27.63	145	104.64			145	121.75		
15.00					150	28.54	150	98.54			150	114.37		
15.50					155	37.22	155	106.57			155	123.95		
15.75					157	39.30								
16.00	160	25.53			160	36.71	160	102.95			160	119.67		
16.50					165	54.05	165	159.60			165	185.53		
17.00					170	53.30	170	159.60			170	185.53		
17.50					175	49.86	175	159.60			175	185.53		
17.75					177	60.43								
18.00					180	58.34	180	159.60			180	185.53		
18.50					185	65.36	185	159.60			185	185.53		
19.00					190	64.03	190	159.60			190	185.53		
19.50					195	71.83	195	159.60			195	185.53		
19.75					197	71.87								
20.00	200	41.11			200	68.71	200	141.97			200	164.93		

P	●	●	●	●	●	●	●
M	○	●	●	●	●	●	●
K	●	●	●	●	●	●	●
N	○	○	○	○	○	○	○
S		○	●	○	○	○	○
H			○				
O		○		○	○	○	○

1) self-centering

Ø DC $_{h8}$ for Type UNI, WT and VX / **Ø DC**$_{h6}$ for Type NC-A

High Performance Drill, factory standard

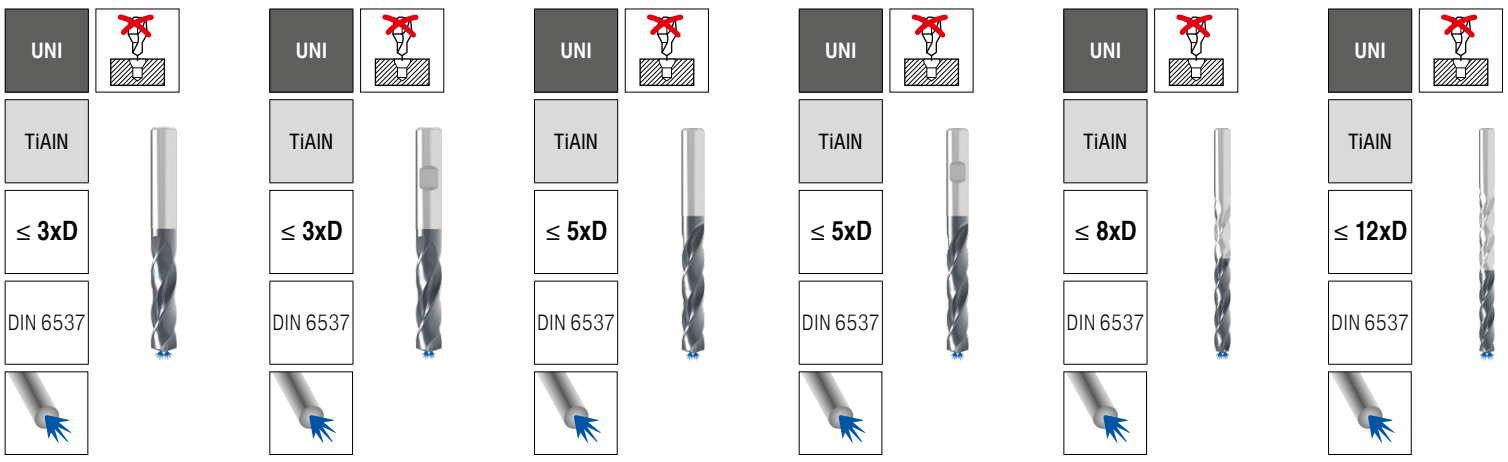

WNT \ Standard | WNT \ Standard | WNT \ Standard | WNT \ Standard | WNT \ Standard | WNT \ Standard

DC h7 mm	11 700 ...	£	11 701 ...	£	11 702 ...	£	11 703 ...	£	11 704 ...	£	11 705 ...	£
1.00	01000	30.33			01000	35.36						
1.10	01100	30.33			01100	35.36						
1.20	01200	30.33			01200	35.36						
1.30	01300	30.33			01300	35.36						
1.40	01400	30.33			01400	35.36						
1.50	01500	30.33			01500	35.36						
1.60	01600	30.33			01600	35.36						
1.70	01700	30.33			01700	35.36						
1.80	01800	30.33			01800	35.36						
1.90	01900	30.33			01900	35.36						
2.00	02000	30.33			02000	35.36						
2.10	02100	30.33			02100	35.36						
2.20	02200	30.33			02200	35.36						
2.30	02300	30.33			02300	35.36						
2.40	02400	30.33			02400	35.36						
2.50	02500	30.33			02500	35.36						
2.60	02600	30.33			02600	35.36						
2.70	02700	30.33			02700	35.36						
2.80	02800	30.33			02800	35.36						
2.90	02900	30.33			02900	35.36						
3.00	03000	26.41	03000	26.41	03000	34.80	03000	34.80	03000	69.22	03000	93.06
3.10	03100	26.41	03100	26.41	03100	34.80	03100	34.80	03100	69.22	03100	93.06
3.20	03200	26.41	03200	26.41	03200	34.80	03200	34.80	03200	69.22	03200	93.06
3.25	03250	26.41	03250	26.41	03250	34.80	03250	34.80				
3.30	03300	26.41	03300	26.41	03300	34.80	03300	34.80	03300	69.22	03300	93.06
3.40	03400	26.41	03400	26.41	03400	34.80	03400	34.80	03400	69.22	03400	93.06
3.50	03500	26.41	03500	26.41	03500	34.80	03500	34.80	03500	69.22	03500	93.06
3.60	03600	26.41	03600	26.41	03600	34.80	03600	34.80	03600	69.22	03600	93.06
3.70	03700	26.41	03700	26.41	03700	34.80	03700	34.80	03700	69.22	03700	93.06
3.80	03800	26.41	03800	26.41	03800	34.80	03800	34.80	03800	69.22	03800	93.06
3.85					03850	34.80	03850	34.80				
3.90	03900	26.41	03900	26.41	03900	34.80	03900	34.80	03900	69.22	03900	93.06
4.00	04000	26.41	04000	26.41	04000	34.80	04000	34.80	04000	69.22	04000	93.06
4.10	04100	26.41	04100	26.41	04100	34.80	04100	34.80	04100	69.22	04100	93.06
4.20	04200	26.41	04200	26.41	04200	34.80	04200	34.80	04200	69.22	04200	93.06
4.30	04300	26.41	04300	26.41	04300	34.80	04300	34.80	04300	69.22	04300	93.06
4.40	04400	26.41	04400	26.41	04400	34.80	04400	34.80	04400	69.22	04400	93.06
4.50	04500	26.41	04500	26.41	04500	34.80	04500	34.80	04500	69.22	04500	93.06
4.60	04600	26.41	04600	26.41	04600	34.80	04600	34.80	04600	69.22	04600	93.06
4.65	04650	26.41	04650	26.41	04650	34.80	04650	34.80				
4.70	04700	26.41	04700	26.41	04700	34.80	04700	34.80	04700	69.22	04700	93.06
4.80	04800	26.41	04800	26.41	04800	34.80	04800	34.80	04800	69.22	04800	93.06
4.90	04900	26.41	04900	26.41	04900	34.80	04900	34.80	04900	69.22	04900	93.06
5.00	05000	26.41	05000	26.41	05000	34.80	05000	34.80	05000	69.22	05000	93.06
5.10	05100	26.41	05100	26.41	05100	34.80	05100	34.80	05100	69.22	05100	93.06
5.20	05200	26.41	05200	26.41	05200	34.80	05200	34.80	05200	69.22	05200	93.06
5.30	05300	26.41	05300	26.41	05300	34.80	05300	34.80	05300	69.22	05300	93.06
5.40	05400	26.41	05400	26.41	05400	34.80	05400	34.80	05400	69.22	05400	93.06
5.50	05500	26.41	05500	26.41	05500	34.80	05500	34.80	05500	69.22	05500	93.06
5.55	05550	26.41	05550	26.41	05550	34.80	05550	34.80				
5.60	05600	26.41	05600	26.41	05600	34.80	05600	34.80	05600	69.22	05600	93.06
5.65	05650	26.41	05650	26.41	05650	34.80	05650	34.80				
5.70	05700	26.41	05700	26.41	05700	34.80	05700	34.80	05700	69.22	05700	93.06
5.80	05800	26.41	05800	26.41	05800	34.80	05800	34.80	05800	69.22	05800	93.06
5.90	05900	26.41	05900	26.41	05900	34.80	05900	34.80	05900	69.22	05900	93.06
6.00	06000	26.41	06000	26.41	06000	34.80	06000	34.81	06000	69.22	06000	93.06
6.10	06100	36.05	06100	36.05					06100	85.32	06100	103.25
6.20	06200	36.05	06200	36.05	06200	39.97	06200	39.97	06200	85.32	06200	103.25
6.30	06300	36.05	06300	36.05	06300	39.97	06300	39.97	06300	85.32	06300	103.25
6.40	06400	36.05	06400	36.05	06400	39.97	06400	39.97	06400	85.32	06400	103.25
6.50	06500	36.05	06500	36.05	06500	39.97	06500	39.97	06500	85.32	06500	103.25
6.60	06600	36.05	06600	36.05	06600	39.97	06600	39.97	06600	85.32	06600	103.25
6.70	06700	36.05	06700	36.05	06700	39.97	06700	39.97	06700	85.32	06700	103.25
6.80	06800	36.05	06800	36.05	06800	39.97	06800	39.97	06800	85.32	06800	103.25
6.90	06900	36.05	06900	36.05	06900	39.97	06900	39.97	06900	85.32	06900	103.25
7.00	07000	36.05	07000	36.05	07000	39.97	07000	39.97	07000	85.32	07000	103.25
7.10	07100	36.05	07100	36.05	07100	39.97	07100	39.97	07100	85.32	07100	103.25
7.20	07200	36.05	07200	36.05	07200	39.97	07200	39.97	07200	85.32	07200	103.25
7.30	07300	36.05	07300	36.05	07300	39.97	07300	39.97	07300	85.32	07300	103.25
7.40	07400	36.05	07400	36.05	07400	39.97	07400	39.97	07400	85.32	07400	103.25
7.50	07500	36.05	07500	36.05	07500	39.97	07500	39.97	07500	85.32	07500	103.25
7.55	07550	36.05	07550	36.05	07550	39.97	07550	39.97				
7.60	07600	36.05	07600	36.05	07600	39.97	07600	39.97	07600	85.32	07600	103.25
7.65	07650	36.05	07650	36.05	07650	39.97	07650	39.97				
7.70	07700	36.05	07700	36.05	07700	39.97	07700	39.97	07700	85.32	07700	103.25
7.80	07800	36.05	07800	36.05	07800	39.97	07800	39.97	07800	85.32	07800	103.25
7.90	07900	36.05	07900	36.05	07900	39.97	07900	39.97	07900	85.32	07900	103.25
8.00	08000	36.05	08000	36.05	08000	39.97	08000	39.97	08000	85.32	08000	103.25
8.10	08100	40.86	08100	40.86	08100	45.72	08100	45.72	08100	105.14	08100	145.24
8.20	08200	40.86	08200	40.86	08200	45.72	08200	45.72	08200	105.14	08200	145.24
8.30	08300	40.86	08300	40.86	08300	45.72	08300	45.72	08300	105.14	08300	145.24
8.40	08400	40.86	08400	40.86	08400	45.72	08400	45.72	08400	105.14	08400	145.24
8.50	08500	40.86	08500	40.86	08500	45.72	08500	45.72	08500	105.14	08500	145.24
8.60	08600	40.86	08600	40.86	08600	45.72	08600	45.72	08600	105.14	08600	145.24
8.70	08700	40.86	08700	40.86	08700	45.72	08700	45.72	08700	105.14	08700	145.24
8.80	08800	40.86	08800	40.86	08800	45.72	08800	45.72	08800	105.14	08800	145.24
8.90	08900	40.86	08900	40.86	08900	45.72	08900	45.72	08900	105.14	08900	145.24
9.00	09000	40.86	09000	40.86	09000	45.72	09000	45.72	09000	105.14	09000	145.24
9.10	09100	40.86	09100	40.86	09100	45.72	09100	45.72	09100	105.14	09100	145.24
9.20	09200	40.86	09200	40.86	09200	45.72	09200	45.72	09200	105.14	09200	145.24
9.30	09300	40.86	09300	40.86	09300	45.72	09300	45.72	09300	105.14	09300	145.24
9.40	09400	40.86	09400	40.86	09400	45.72	09400	45.72	09400	105.14	09400	145.24
9.50	09500	40.86	09500	40.86	09500	45.72	09500	45.72	09500	105.14	09500	145.24
9.55					09550	45.72	09550	45.72				
P	●		●		●		●		●		●	
M	●		●		●		●		●		●	
K	●		●		●		●		●		●	
N	○		○		○		○					
S												
H												
O												

Customer Service Centre
Freephone: 0800 073 2 073 / Freefax: 0800 073 2 074

Ordering via the Online Shop
http://cuttingtools.ceratizit.com

High Performance Drill, factory standard

	UNI	UNI	UNI	UNI	UNI	UNI
	TiAlN	TiAlN	TiAlN	TiAlN	TiAlN	TiAlN
	≤ 3xD	≤ 3xD	≤ 5xD	≤ 5xD	≤ 8xD	≤ 12xD
	DIN 6537	DIN 6537	DIN 6537	DIN 6537	DIN 6537	DIN 6537
	HA	HB	HA	HB	HA	HA
	WNT \ Standard	WNT \ Standard	WNT \ Standard	WNT \ Standard	WNT \ Standard	WNT \ Standard

DC h7 mm	11 700 ...	£	11 701 ...	£	11 702 ...	£	11 703 ...	£	11 704 ...	£	11 705 ...	£
9.60	09600	40.86	09600	40.86	09600	45.72	09600	45.72	09600	105.14	09600	145.24
9.70	09700	40.86	09700	40.86	09700	45.72	09700	45.72	09700	105.14	09700	145.24
9.80	09800	40.86	09800	40.86	09800	45.72	09800	45.72	09800	105.14	09800	145.24
9.90	09900	40.86	09900	40.86	09900	45.72	09900	45.72	09900	105.14	09900	145.24
10.00	10000	40.86	10000	40.86	10000	45.72	10000	45.72	10000	105.14	10000	145.24
10.10	10100	58.91	10100	58.91	10100	67.99	10100	67.99				
10.20	10200	58.91	10200	58.91	10200	67.99	10200	67.99	10200	139.65	10200	200.10
10.30	10300	58.91	10300	58.91	10300	67.99	10300	67.99				
10.40	10400	58.91	10400	58.91	10400	67.99	10400	67.99				
10.50	10500	58.91	10500	58.91	10500	67.99	10500	67.99	10500	139.65	10500	200.10
10.60	10600	58.91	10600	58.91	10600	67.99	10600	67.99				
10.70	10700	58.91	10700	58.91	10700	67.99	10700	67.99				
10.80	10800	58.91	10800	58.91	10800	67.99	10800	67.99	10800	139.65	10800	200.10
10.90	10900	58.91	10900	58.91	10900	67.99	10900	67.99				
11.00	11000	58.91	11000	58.91	11000	67.99	11000	67.99	11000	139.65	11000	200.10
11.10	11100	58.91	11100	58.91	11100	67.99	11100	67.99				
11.20	11200	58.91	11200	58.91	11200	67.99	11200	67.99				
11.30	11300	58.91	11300	58.91	11300	67.99	11300	67.99				
11.40	11400	58.91	11400	58.91	11400	67.99	11400	67.99				
11.50	11500	58.91	11500	58.91	11500	67.99	11500	67.99	11500	139.65	11500	200.10
11.60	11600	58.91	11600	58.91	11600	67.99	11600	67.99				
11.70	11700	58.91	11700	58.91	11700	67.99	11700	67.99				
11.80	11800	58.91	11800	58.91	11800	67.99	11800	67.99	11800	139.65	11800	200.10
11.90	11900	58.91	11900	58.91	11900	67.99	11900	67.99				
12.00	12000	58.91	12000	58.91	12000	67.99	12000	67.99	12000	139.65	12000	200.10
12.10					12100	86.69	12100	86.69				
12.20	12200	78.90	12200	78.90	12200	86.69	12200	86.69	12200	209.38		
12.30	12300	78.90	12300	78.90								
12.40					12400	86.69	12400	86.69				
12.50	12500	78.90	12500	78.90	12500	86.69	12500	86.69	12500	209.38	12500	257.75
12.60					12600	86.69	12600	86.69				
12.70	12700	78.90	12700	78.90							12700	257.75
12.80	12800	78.90	12800	78.90	12800	86.69	12800	86.69			12800	257.75
12.90	12900	78.90	12900	78.90								
13.00	13000	78.90	13000	78.90	13000	86.69	13000	86.69	13000	209.38	13000	257.75
13.10					13100	86.69	13100	86.69				
13.20					13200	86.69	13200	86.69				
13.30					13300	86.69	13300	86.69				
13.50	13500	78.90	13500	78.90	13500	86.69	13500	86.69	13500	209.38	13500	257.75
13.80	13800	78.90	13800	78.90	13800	86.69	13800	86.69			13800	257.75
14.00	14000	78.90	14000	78.90	14000	86.69	14000	86.69	14000	209.38	14000	257.75
14.20	14200	101.85	14200	101.85	14200	111.23	14200	111.23				
14.30					14300	111.23	14300	111.23				
14.40	14400	101.85	14400	101.85	14400	111.23	14400	111.23				
14.50	14500	101.85	14500	101.85	14500	111.23	14500	111.23	14500	273.62	14500	339.65
14.80	14800	101.85	14800	101.85	14800	111.23	14800	111.23			14800	339.65
15.00	15000	101.85	15000	101.85	15000	111.23	15000	111.23	15000	273.62	15000	339.65
15.10	15100	101.85	15100	101.85	15100	111.23	15100	111.23				
15.20	15200	101.85	15200	101.85	15200	111.23	15200	111.23				
15.25					15250	111.23	15250	111.23				
15.30					15300	111.23	15300	111.23				
15.50	15500	101.85	15500	101.85	15500	111.23	15500	111.23	15500	273.62	15500	339.65
15.80	15800	101.85	15800	101.85	15800	111.23	15800	111.23			15800	339.65
16.00	16000	101.85	16000	101.85	16000	111.23	16000	111.23	16000	273.62	16000	339.65
16.20					16200	172.07	16200	172.07				
16.30					16300	172.07	16300	172.07				
16.50	16500	154.52	16500	154.52	16500	172.07	16500	172.07	16500	354.42	16500	405.69
16.80					16800	172.07	16800	172.07				
17.00	17000	154.52	17000	154.52	17000	172.07	17000	172.07	17000	354.42	17000	405.69
17.30					17300	172.07	17300	172.07				
17.50	17500	154.52	17500	154.52	17500	172.07	17500	172.07	17500	354.42	17500	405.69
18.00	18000	154.52	18000	154.52	18000	172.07	18000	172.07	18000	354.42	18000	405.69
18.50	18500	170.37	18500	170.37	18500	187.04	18500	187.04	18500	394.61	18500	405.69
18.90	18900	170.37	18900	170.37	18900	187.04	18900	187.04				
19.00	19000	170.37	19000	170.37	19000	187.04	19000	187.04	19000	394.61	19000	405.69
19.20					19200	187.04	19200	187.04				
19.30	19300	170.37	19300	170.37	19300	187.04	19300	187.04				
19.50	19500	170.37	19500	170.37	19500	187.04	19500	187.04	19500	394.61	19500	405.69
19.70					19700	187.04	19700	187.04				
20.00	20000	170.37	20000	170.37	20000	187.04	20000	187.04	20000	394.61	20000	405.69
P	●		●		●		●		●		●	
M	●		●		●		●		●		●	
K	●		●		●		●		●		●	
N	○		○		○		○					
S												
H												
O												

Manufactured in high volume for lower cost

Through coolant only
Universal application



WPC – High Performance Drill, DIN 6537

	UNI	UNI	UNI	UNI	VA	VA	VA
	TiAlN	TiAlN	TiAlN	TiAlN	TiAlN	TiAlN	TiAlN
	≤ 3xD	≤ 3xD	≤ 5xD	≤ 5xD	≤ 3xD	≤ 3xD	≤ 5xD
	DIN 6537	DIN 6537	DIN 6537	DIN 6537	DIN 6537	DIN 6537	DIN 6537
	HB	HB	HB	HB	HB	HB	HB
	WNT \ Standard	WNT \ Standard	WNT \ Standard	WNT \ Standard	WNT \ Standard	WNT \ Standard	WNT \ Standard

DC m7 mm	11 601 ...	£	11 604 ...	£	11 607 ...	£	11 610 ...	£	11 621 ...	£	11 624 ...	£	11 630 ...	£
2.00	020	21.37							020	21.37				
2.10	021	21.37							021	21.37				
2.20	022	21.37							022	21.37				
2.30	023	21.37							023	21.37				
2.40	024	21.37							024	21.37				
2.50	025	21.37							025	21.37				
2.60	026	21.37							026	21.37				
2.70	027	21.37							027	21.37				
2.80	028	21.37							028	21.37				
2.90	029	21.37							029	21.37				
3.00	030	21.37	030	27.47	030	24.41	030	36.75	030	21.37	030	27.47	030	36.75
3.10	031	21.37	031	27.47	031	24.41	031	36.75	031	21.37	031	27.47	031	36.75
3.20	032	21.37	032	27.47	032	24.41	032	36.75	032	21.37	032	27.47	032	36.75
3.25			890	27.47			890	36.61						
3.30	033	21.37	033	27.47	033	24.41	033	36.75	033	21.37	033	27.47	033	36.75
3.40	034	21.37	034	27.47	034	24.41	034	36.75	034	21.37	034	27.47	034	36.75
3.50	035	21.37	035	27.47	035	24.41	035	36.75	035	21.37	035	27.47	035	36.75
3.60	036	21.37	036	27.47	036	24.41	036	36.75	036	21.37	036	27.47	036	36.75
3.70	037	21.37	037	27.47	037	24.41	037	36.75	037	21.37	037	27.47	037	36.75
3.80	038	21.37	038	27.47	038	24.41	038	36.75	038	21.37	038	27.47	038	36.75
3.90	039	21.37	039	27.47	039	24.41	039	36.75	039	21.37	039	27.47	039	36.75
4.00	040	21.37	040	28.99	040	24.41	040	38.15	040	21.37	040	28.99	040	38.15
4.10	041	21.37	041	28.99	041	24.41	041	38.15	041	21.37	041	28.99	041	38.15
4.20	042	21.37	042	28.99	042	24.41	042	38.15	042	21.37	042	28.99	042	38.15
4.30	043	21.37	043	28.99	043	24.41	043	38.15	043	21.37	043	28.99	043	38.15
4.40	044	21.37	044	28.99	044	24.41	044	38.15	044	21.37	044	28.99	044	38.15
4.50	045	21.37	045	28.99	045	24.41	045	38.15	045	21.37	045	28.99	045	38.15
4.60	046	21.37	046	28.99	046	24.41	046	38.15	046	21.37	046	28.99	046	38.15
4.65	900	21.37	900	28.99	900	24.41	900	38.15	900	21.37	900	28.99	900	38.15
4.70	047	21.37	047	28.99	047	24.41	047	38.15	047	21.37	047	28.99	047	38.15
4.80	048	21.37	048	28.99	048	24.41	048	38.15	048	21.37	048	28.99	048	38.15
4.90	049	21.37	049	28.99	049	24.41	049	38.15	049	21.37	049	28.99	049	38.15
5.00	050	21.37	050	28.99	050	24.41	050	38.15	050	21.37	050	28.99	050	38.15
5.10	051	21.37	051	28.99	051	24.41	051	38.15	051	21.37	051	28.99	051	38.15
5.20	052	21.37	052	28.99	052	24.41	052	38.15	052	21.37	052	28.99	052	38.15
5.30	053	21.37	053	28.99	053	24.41	053	38.15	053	21.37	053	28.99	053	38.15
5.40	054	21.37	054	28.99	054	24.41	054	38.15	054	21.37	054	28.99	054	38.15
5.50	055	21.37	055	28.99	055	24.41	055	38.15	055	21.37	055	28.99	055	38.15
5.55	902	21.37	902	28.99	902	24.41	902	38.15	902	21.37	902	28.99	902	38.15
5.60	056	21.37	056	28.99	056	24.41	056	38.15	056	21.37	056	28.99	056	38.15
5.70	057	21.37	057	28.99	057	24.41	057	38.15	057	21.37	057	28.99	057	38.15
5.80	058	21.37	058	28.99	058	24.41	058	38.15	058	21.37	058	28.99	058	38.15
5.90	059	21.37	059	28.99	059	24.41	059	38.15	059	21.37	059	28.99	059	38.15
6.00	060	21.37	060	28.99	060	24.41	060	38.15	060	21.37	060	28.99	060	38.15
6.10	061	21.37	061	38.15	061	24.41	061	38.67	061	21.37	061	38.15	061	41.19
6.20	062	21.37	062	38.15	062	24.41	062	38.67	062	21.37	062	38.15	062	41.19
6.30	063	21.37	063	38.15	063	24.41	063	38.67	063	21.37	063	38.15	063	41.19
6.40	064	21.37	064	38.15	064	24.41	064	38.67	064	21.37	064	38.15	064	41.19
6.50	065	21.37	065	39.67	065	24.41	065	42.72	065	21.37	065	39.67	065	42.72
6.60	066	21.37	066	39.67	066	24.41	066	42.72	066	21.37	066	39.67	066	42.72
6.70	067	21.37	067	39.67	067	24.41	067	42.72	067	21.37	067	39.67	067	42.72
6.80	068	21.37	068	39.67	068	24.41	068	42.72	068	21.37	068	39.67	068	42.72
6.90	069	21.37	069	39.67	069	24.41	069	42.72	069	21.37	069	39.67	069	42.72
7.00	070	21.37	070	39.67	070	24.41	070	42.72	070	21.37	070	39.67	070	42.72
7.10	071	21.37	071	39.67	071	24.41	071	42.72	071	21.37	071	39.67	071	42.72
7.20	072	21.37	072	39.67	072	24.41	072	42.72	072	21.37	072	39.67	072	42.72
7.30	073	21.37	073	39.67	073	24.41	073	42.72	073	21.37	073	39.67	073	42.72
7.40	074	21.37	074	39.67	074	24.41	074	42.72	074	21.37	074	39.67	074	42.72
7.45			924	38.15			924	41.19						
7.50	075	21.37	075	39.67	075	24.41	075	42.72	075	21.37	075	39.67	075	42.72
7.55	975	21.37	975	39.67	975	24.41	975	42.72	975	21.37	975	39.67	975	42.72
7.60	076	21.37	076	39.67	076	24.41	076	42.72	076	21.37	076	39.67	076	42.72
7.70	077	21.37	077	39.67	077	24.41	077	42.72	077	21.37	077	39.67	077	42.72
7.80	078	21.37	078	39.67	078	24.41	078	42.72	078	21.37	078	39.67	078	42.72
7.90	079	21.37	079	39.67	079	24.41	079	42.72	079	21.37	079	39.67	079	42.72
8.00	080	21.37	080	39.67	080	24.41	080	42.72	080	21.37	080	39.67	080	42.72
8.10	081	24.41	081	45.78	081	27.47	081	48.81	081	24.41	081	45.78	081	47.30
8.20	082	24.41	082	45.78	082	27.47	082	48.81	082	24.41	082	45.78	082	47.30
8.30	083	24.41	083	45.78	083	27.47	083	48.81	083	24.41	083	45.78	083	47.30
8.40	084	24.41	084	45.78	084	27.47	084	48.81	084	24.41	084	45.78	084	47.30
8.50	085	24.41	085	45.78	085	27.47	085	48.81	085	24.41	085	45.78	085	47.30
8.60	086	24.41	086	45.78	086	27.47	086	48.81	086	24.41	086	45.78	086	47.30
8.70	087	24.41	087	45.78	087	27.47	087	48.81	087	24.41	087	45.78	087	47.30
8.80	088	24.41	088	45.78	088	27.47	088	48.81	088	24.41	088	45.78	088	47.30
8.90	089	24.41	089	45.78	089	27.47	089	48.81	089	24.41	089	45.78	089	47.30
9.00	090	24.41	090	45.78	090	27.47	090	48.81	090	24.41	090	45.78	090	47.30
P	●		●		●		●		○		○		○	
M									●		●		●	
K	●		●		●		●		●		●		●	
N									●		●		●	
S														
H														
O														

Customer Service Centre
Freephone: 0800 073 2 073 / Freefax: 0800 073 2 074

Ordering via the Online Shop
http://cuttingtools.ceratizit.com

WPC – High Performance Drill, DIN 6537

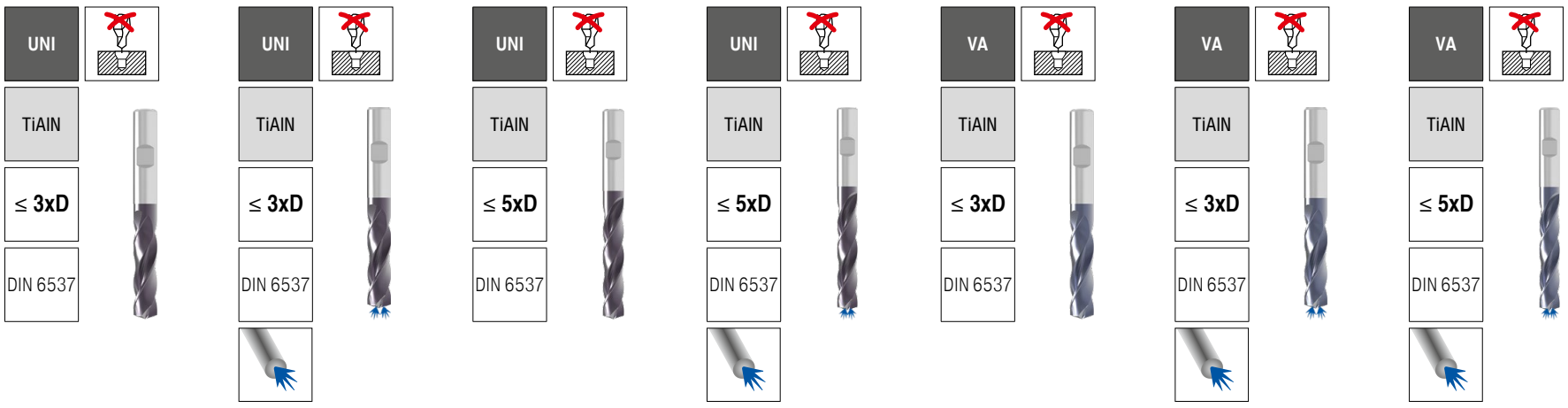

HB

WNT \ Standard

DC m7 mm	11 601 ...	£	11 604 ...	£	11 607 ...	£	11 610 ...	£	11 621 ...	£	11 624 ...	£	11 630 ...	£
9.10	091	24.41	091	45.78	091	27.47	091	48.81	091	24.41	091	45.78	091	47.30
9.20	092	24.41	092	45.78	092	27.47	092	48.81	092	24.41	092	45.78	092	47.30
9.25	925	24.41	925	45.78	925	27.47	925	48.81	925	24.41	925	45.78	925	47.30
9.30	093	24.41	093	45.78	093	27.47	093	48.81	093	24.41	093	45.78	093	47.30
9.35			930	44.24			930	47.30						
9.40	094	24.41	094	45.78	094	27.47	094	48.81	094	24.41	094	45.78	094	47.30
9.50	095	24.41	095	45.78	095	27.47	095	48.81	095	24.41	095	45.78	095	47.30
9.60	096	24.41	096	45.78	096	27.47	096	48.81	096	24.41	096	45.78	096	47.30
9.70	097	24.41	097	45.78	097	27.47	097	48.81	097	24.41	097	45.78	097	47.30
9.80	098	24.41	098	45.78	098	27.47	098	48.81	098	24.41	098	45.78	098	47.30
9.90	099	24.41	099	45.78	099	27.47	099	48.81	099	24.41	099	45.78	099	47.30
10.00	100	24.41	100	45.78	100	27.47	100	48.81	100	24.41	100	45.78	100	47.30
10.10	101	36.61	101	65.59	101	41.19	101	71.70	101	36.61	101	65.59	101	71.70
10.20	102	36.61	102	65.59	102	41.19	102	71.70	102	36.61	102	65.59	102	71.70
10.30	103	36.61	103	65.59	103	41.19	103	71.70	103	36.61	103	65.59	103	71.70
10.40	104	36.61	104	65.59	104	41.19	104	71.70	104	36.61	104	65.59	104	71.70
10.50	105	36.61	105	65.59	105	41.19	105	71.70	105	36.61	105	65.59	105	71.70
10.60	106	36.61	106	65.59	106	41.19	106	71.70	106	36.61	106	65.59	106	71.70
10.70	107	36.61	107	65.59	107	41.19	107	71.70	107	36.61	107	65.59	107	71.70
10.75			904	62.52			904	68.63						
10.80	108	36.61	108	65.59	108	41.19	108	71.70	108	36.61	108	65.59	108	71.70
10.90	109	36.61	109	65.59	109	41.19	109	71.70	109	36.61	109	65.59	109	71.70
11.00	110	36.61	110	65.59	110	41.19	110	71.70	110	36.61	110	65.59	110	71.70
11.10	111	36.61	111	65.59	111	41.19	111	71.70	111	36.61	111	65.59	111	71.70
11.20	112	36.61	112	65.59	112	41.19	112	71.70	112	36.61	112	65.59	112	71.70
11.25			912	62.52			912	68.63						
11.30	113	36.61	113	65.59	113	41.19	113	71.70	113	36.61	113	65.59	113	71.70
11.40	114	36.61	114	65.59	114	41.19	114	71.70	114	36.61	114	65.59	114	71.70
11.50	115	36.61	115	65.59	115	41.19	115	71.70	115	36.61	115	65.59	115	71.70
11.60	116	36.61	116	65.59	116	41.19	116	71.70	116	36.61	116	65.59	116	71.70
11.70	117	36.61	117	65.59	117	41.19	117	71.70	117	36.61	117	65.59	117	71.70
11.80	118	36.61	118	65.59	118	41.19	118	71.70	118	36.61	118	65.59	118	71.70
11.90	119	36.61	119	65.59	119	41.19	119	71.70	119	36.61	119	65.59	119	71.70
12.00	120	36.61	120	65.59	120	41.19	120	71.70	120	36.61	120	65.59	120	71.70
12.25	122	47.30	122	88.46	122	53.38	122	93.04						
12.50	125	48.81	125	91.52	125	53.38	125	97.62	125	48.81	125	91.52	125	97.62
12.70	127	48.81	127	91.52	127	53.38	127	97.62	127	48.81	127	91.52	127	97.62
12.80	128	47.30	128	88.46	128	53.38	128	93.04						
12.90	129	47.30	129	88.46	129	53.38	129	93.04						
13.00	130	48.81	130	91.52	130	53.38	130	97.62	130	48.81	130	91.52	130	97.62
13.10			131	88.46			131	93.04						
13.30	133	47.30	133	88.46	133	53.38	133	93.04						
13.50	135	48.81	135	91.52	135	53.38	135	97.62	135	48.81	135	91.52	135	97.62
13.70	137	48.81	137	91.52	137	53.38	137	97.62	137	48.81	137	91.52	137	97.62
13.80	138	47.30	138	88.46	138	53.38	138	93.04						
14.00	140	48.81	140	91.52	140	53.38	140	97.62	140	48.81	140	91.52	140	97.62
14.20	142	62.52	142	108.30	142	70.17	142	115.93						
14.50	145	64.07	145	112.89	145	70.17	145	120.50	145	64.07	145	112.89	145	120.50
14.70	147	64.07	147	112.89	147	70.17	147	120.50	147	64.07	147	112.89	147	120.50
14.80	148	62.52	148	108.30	148	70.17	148	115.93						
15.00	150	64.07	150	112.89	150	70.17	150	120.50	150	64.07	150	112.89	150	120.50
15.10			151	108.30			151	115.93						
15.25	152	62.52	152	108.30	152	70.17	152	115.93						
15.30	153	62.52	153	108.30	153	70.17	153	115.93						
15.50	155	64.07	155	112.89	155	70.17	155	120.50	155	64.07	155	112.89	155	120.50
15.60			156	108.30			156	115.93						
15.70	157	64.07	157	112.89	157	70.17	157	120.50	157	64.07	157	112.89	157	120.50
15.80	158	62.52	158	108.30	158	70.17	158	115.93						
16.00	160	64.07	160	112.89	160	70.17	160	120.50	160	64.07	160	112.89	160	120.50
16.50	165	108.30	165	181.52	165	112.89	165	192.18	165	108.30	165	181.52	165	192.18
16.80	168	105.23	168	173.89	168	112.89	168	186.10						
16.90			169	173.89			169	186.10						
17.00	170	108.30	170	181.52	170	112.89	170	192.18	170	108.30	170	181.52	170	192.18
17.50	175	108.30	175	181.52	175	112.89	175	192.18	175	108.30	175	181.52	175	192.18
17.60			176	173.89			176	186.10						
17.80	178	105.23	178	173.89	178	112.89	178	186.10						
18.00	180	108.30	180	181.52	180	112.89	180	192.18	180	108.30	180	181.52	180	192.18
18.50	185	120.50	185	198.30	185	122.02	185	208.96	185	120.50	185	198.30	185	208.96
18.80	188	114.40	188	189.15	188	122.02	188	201.35						
18.90			189	189.15			189	201.35						
19.00	190	120.50	190	198.30	190	122.02	190	208.96	190	120.50	190	198.30	190	208.96
19.50	195	120.50	195	198.30	195	122.02	195	208.96	195	120.50	195	198.30	195	208.96
19.60			196	189.15			196	201.35						
19.80	198	114.40	198	189.15	198	122.02	198	201.35						
20.00	200	120.50	200	198.30	200	122.02	200	208.96	200	120.50	200	198.30	200	208.96
P	●		●		●		●		○		○		○	
M									●		●		●	
K	●		●		●		●		●		●		●	
N									●		●		●	
S														
H														
O														

WPC – High Performance Drill, factory standard



WNT \ Standard

WNT \ Standard

DC h7 mm	11 612 ...	£	11 615 ...	£
3.0	030	92.10	030	137.70
3.1	031	92.10	031	137.70
3.2	032	92.10	032	137.70
3.3	033	92.10	033	137.70
3.4	034	92.10	034	137.70
3.5	035	92.10	035	137.70
3.6	036	92.10	036	137.70
3.7	037	92.10	037	137.70
3.8	038	92.10	038	137.70
3.9	039	92.10	039	137.70
4.0	040	92.10	040	137.70
4.1	041	92.10	041	137.70
4.2	042	92.10	042	137.70
4.3	043	92.10	043	137.70
4.4	044	92.10	044	137.70
4.5	045	92.10	045	137.70
4.6	046	92.10	046	137.70
4.7	047	92.10	047	137.70
4.8	048	92.10	048	137.70
4.9	049	92.10	049	137.70
5.0	050	92.10	050	137.70
5.1	051	92.10		
5.2	052	92.10		
5.3	053	92.10		
5.5	055	92.10	055	137.70
5.8	058	92.10	058	137.70
5.9	059	92.10		
6.0	060	92.10	060	137.70
6.1	061	118.09		
6.2	062	118.09		
6.3	063	118.09	063	158.49
6.5	065	118.09	065	158.49
6.6	066	118.09	066	158.49
6.8	068	118.09	068	158.49
7.0	070	118.09	070	158.49
7.4	074	118.09		
7.5	075	118.09	075	158.49
7.7	077	118.09		
7.8	078	118.09	078	158.49
7.9	079	118.09		
8.0	080	118.09	080	158.49
8.1	081	148.47		
8.2	082	148.47	082	228.63
8.3	083	148.47		
8.5	085	148.47	085	228.63
8.6	086	148.47		
8.7	087	148.47		
8.8	088	148.47		
9.0	090	148.47	090	228.63
9.1	091	148.47		
9.2	092	148.47		
9.3	093	148.47		
9.4	094	148.47		
9.5	095	148.47	095	228.63
9.7	097	148.47		
9.8	098	148.47	098	228.63
9.9	099	148.47		
10.0	100	148.47	100	228.63
10.2	102	197.58		
10.5	105	197.58	105	315.66
10.8	108	197.58		
11.0	110	197.58	110	315.66
11.2	112	197.58		
11.5	115	197.58	115	315.66
11.8	118	197.58		
12.0	120	197.58	120	315.66
12.5	125	289.96		
13.0	130	289.96	130	396.20
13.5	135	289.96		
14.0	140	289.96	140	396.20
14.5	145	378.79		
15.0	150	378.79	150	523.50
15.5	155	378.79		
16.0	160	378.79	160	523.50
16.5	165	471.16		
17.0	170	471.16		
17.5	175	471.16		
18.0	180	471.16	180	598.84
18.5	185	524.95		
19.0	190	524.95		
20.0	200	524.95		
P	●		●	
M				
K	●		●	
N				
S				
H				
O				

NC Spot Drill, factory standard

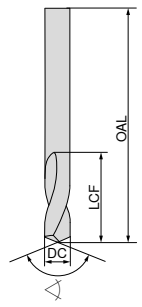



WNT \ Standard

DC h5 mm	OAL mm	LCF mm	10 704 ...	£
2	32	6	002	16.17
3	32	8	003	16.17
4	40	10	004	12.68
5	50	13	005	14.57
6	50	13	006	16.25
8	60	23	008	24.98
10	70	24	010	35.03
12	70	24	012	50.52
14	75	26	014	58.09
16	75	29	016	84.78
18	100	35	018	164.44
20	100	35	020	138.05
P			○	
M				
K			●	
N			●	
S				
H				
O				

New for old

Regrind instead of buying new

Your used precision tool is in the best possible hands with us. We return your tool to you with the original finish, coating and geometry – as good as new and ready for use back in the machine.

Customer Service Centre
Freephone: 0800 073 2 073 / Freefax: 0800 073 2 074

Ordering via the Online Shop
http://cuttingtools.ceratizit.com

WTX – High performance deep hole drills

- Pilot hole necessary
- Excellent alignment precision
- Secure chip evacuation

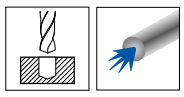

WNT \ Performance

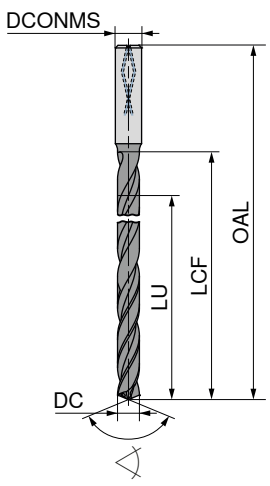



	TB 16 UNI	TB 16 ALU	TB 20 UNI	TB 20 ALU
	TiAlN	DLC	TiAlN	DLC
	≤ 16xD	≤ 16xD	≤ 20xD	≤ 20xD
	HA	HA	HA	HA
	◁ 135°	◁ 135°	◁ 135°	◁ 135°
	Solid carbide	Solid carbide	Solid carbide	Solid carbide

DC h7 mm	11 016 ...	£	11 017 ...	£	11 020 ...	£	11 021 ...	£
2.0	020	105.30	020	105.30	020	111.42	020	111.42
2.2	022	105.30	022	105.30	022	107.65	022	111.42
2.3	023	105.30	023	105.30	023	111.42	023	111.42
2.4	024	117.55	024	117.55	024	120.67	024	124.89
2.5	025	117.55	025	117.55	025	124.89	025	124.89
2.7	027	117.55	027	117.55	027	120.67	027	124.89
2.8	028	117.55	028	117.55	028	124.89	028	124.89
3.0	030	149.38	030	149.38	030	160.89	030	166.52
3.2	032	149.38	032	149.38	032	166.52	032	166.52
3.3	033	149.38	033	149.38	033	160.89	033	166.52
3.5	035	149.38	035	149.38	035	166.52	035	166.52
3.8	038	155.51	038	155.51	038	167.99	038	173.86
4.0	040	155.51	040	155.51	040	173.86	040	173.86
4.2	042	167.75	042	167.75	042	179.81	042	186.11
4.5	045	167.75	045	167.75	045	186.11	045	186.11
4.8	048	177.54	048	177.54	048	190.46	048	197.14
5.0	050	177.54	050	177.54	050	197.14	050	197.14
5.5	055	184.89	055	184.89	055	198.75	055	205.72
5.8	058	184.89	058	184.89	058	205.72	058	205.72
6.0	060	184.89	060	184.89	060	205.72	060	205.72
6.5	065	197.14	065	197.14	065	219.18	065	219.18
6.8	068	211.84	068	211.84	068	236.32	068	236.32
7.0	070	211.84	070	211.84	070	236.32	070	236.32
7.5	075	237.55	075	237.55	075	263.26	075	263.26
7.8	078	237.55	078	237.55	078	263.26	078	263.26
8.0	080	237.55	080	237.55	080	263.26	080	263.26
8.5	085	262.03	085	262.03	085	290.19	085	290.19
8.8	088	291.43	088	291.43	088	325.70	088	325.70
9.0	090	291.43	090	291.43	090	325.70	090	325.70
9.8	098	291.43	098	291.43	098	325.70	098	325.70
10.0	100	291.43	100	291.43	100	325.70	100	325.70
10.2	102	325.70	102	325.70	102	357.54	102	357.54
10.8	108	325.70	108	314.70	108	357.54	108	357.54
11.8	118	325.70	118	325.70	118	357.54	118	357.54
12.0	120	325.70	120	314.70	120	357.54	120	357.54
P	●				●			
M	●				●			
K	●				●			
N			●				●	
S	○				○			
H								
O								

WTX – High performance deep hole drills

- Pilot hole necessary
- Excellent alignment precision
- Secure chip evacuation

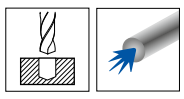

WNT \ Performance

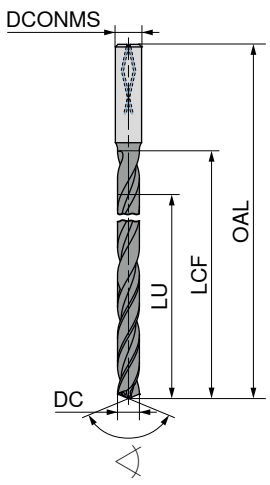

	TB 25 UNI	TB 25 ALU	TB 30 UNI	TB 30 ALU	TB 40 UNI	TB 50 UNI
	TiAlN	DLC	TiAlN	DLC	TiAlN	TiAlN
	≤ 25xD	≤ 25xD	≤ 30xD	≤ 30xD	≤ 40xD	≤ 50xD

HA

135°
Solid carbide

DC fg6/h7 mm	11 025 ...	£	11 026 ...	£	11 030 ...	£	11 031 ...	£	11 040 ...	£	11 050 ...	£
2.0	020	118.78	020	118.78	020	126.13	020	126.13				
2.2	022	118.78	022	118.78	022	126.13	022	126.13				
2.3	023	118.78	023	118.78	023	126.13	023	126.13				
2.4	024	134.69	024	134.69	024	146.94	024	146.94				
2.5	025	134.69	025	134.69	025	146.94	025	146.94				
2.7	027	134.69	027	134.69	027	146.94	027	146.94				
2.8	028	134.69	028	134.69	028	146.94	028	146.94				
3.0	030	193.46	030	193.46	030	247.34	030	247.34	030	314.67	030	427.34
3.2	032	193.46	032	193.46	032	247.34	032	247.34				
3.3	033	214.27	033	213.07	033	254.70	033	254.70				
3.5	035	214.27	035	213.07	035	254.70	035	254.70				
3.8	038	220.40	038	220.40	038	254.70	038	254.70				
4.0	040	220.40	040	220.40	040	254.70	040	254.70	040	314.67	040	427.34
4.2	042	220.40	042	220.40	042	254.70	042	254.70	042	347.75	042	475.08
4.5	045	230.20	045	230.20	045	262.03	045	262.03	045	347.75	045	475.08
4.8	048	230.20	048	230.20	048	262.03	048	262.03	048	371.01	048	536.31
5.0	050	230.20	050	230.20	050	262.03	050	262.03	050	371.01	050	536.31
5.5	055	247.34	055	247.34	055	274.28	055	274.28	055	399.17	055	603.66
5.8	058	247.34	058	247.34	058	274.28	058	274.28	058	399.17	058	612.23
6.0	060	247.34	060	247.34	060	274.28	060	274.28	060	399.17	060	612.23
6.5	065	275.51	065	275.51	065	301.21	065	301.21	065	429.79	065	680.80
6.8	068	275.51	068	275.51	068	314.67	068	314.67	068	429.79	068	738.35
7.0	070	275.51	070	275.51	070	314.67	070	314.67	070	429.79		
7.5	075	306.12	075	306.12	075	314.67	075	314.67	075	477.53		
7.8	078	306.12	078	306.12	078	350.19	078	350.19	078	477.53		
8.0	080	306.12	080	306.12	080	350.19	080	350.19	080	477.53		
8.5	085	345.28	085	345.28	085	404.08	085	404.08	085	526.51		
8.8	088	374.68	088	374.68	088	424.88	088	424.88	088	526.51		
9.0	090	374.68	090	374.68	090	424.88	090	424.88	090	526.51		
9.8	098	374.68	098	374.68	098	424.88	098	424.88				
10.0	100	374.68	100	374.68	100	424.88	100	424.88				
10.2	102	450.61	102	450.61	102	542.44	102	542.44				
10.8	108	450.61	108	450.61	108	542.44	108	542.44				
11.8	118	450.61	118	450.61	118	542.44	118	542.44				
12.0	120	450.61	120	450.61	120	542.44	120	542.44				
P	●				●				●		●	
M	●				●				●		●	
K	●				●				●		●	
N			●				●					
S	○				○				○		○	
H												
O												

Customer Service Centre
Freephone: 0800 073 2 073 / Freefax: 0800 073 2 074

Ordering via the Online Shop
http://cuttingtools.ceratizit.com

Indexable Insert Drills

MaxiDrill 900
The specialist for high productivity in rough machining

- provides perfect drilling quality even under enormous loads
- ideal for large drilling depths: The high feed rates increase productivity
- for stable machining situations

Drilling guide (Main catalogue 2021)

Cutting data	58–71
Coding example	74–76
Maximum Offset Range	77
Grade description	81+82

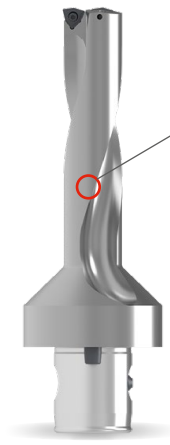

KUB Trigon
The solution for unstable conditions and high accuracy

- ideal for machining under unstable conditions
- well-suited to machining on less powerful machines
- the first choice for creating dimensionally accurate holes



KUB Centron
The specialist for holes with a large length to diameter ratio

- Cost-effective and process-secure drilling
- Hole depths up to 9xD in virtually all materials
- HSS or solid carbide centring tip for optimum positioning accuracy

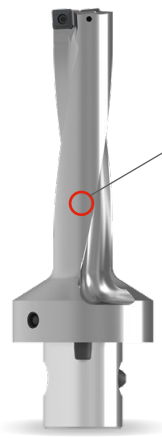

KUB Pentron
The specialist for large hole depths

- the all-rounder for process-secure drilling under a wide variety of conditions
- ideal for extreme machining situations

KUB Pentron CS
The final piece in the product portfolio

- Process-secure, reliable, modular system for creating large holes with a diameter of up to 96.00 mm
- Consists of a base body, an internal cartridge and an external cartridge
- Universal application, powerful, specialised
- A certain diameter range can be covered with a holder and a suitable internal cartridge

MaxiDrill 900 – Indexable insert drill

Scope of supply:
Indexable Insert Drill including clamping screws and key

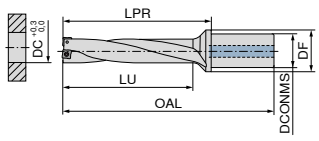

≤ 2xD

KOMET \ Performance

Designation	DC mm	DF mm	DCONMS mm	OAL mm	LU mm	LPR mm	Insert	10 852 ...	£
MD900.2D.120.R.03-C20	12.0	28	20	90	24	40	SONT 031804	120	116.00
MD900.2D.125.R.03-C20	12.5	28	20	91	25	41	SONT 031804	125	116.00
MD900.2D.130.R.03-C20	13.0	28	20	92	26	42	SONT 031804	130	116.00
MD900.2D.135.R.03-C20	13.5	28	20	93	27	43	SONT 031804	135	116.00
MD900.2D.140.R.04-C20	14.0	30	20	96	28	46	SONT 042105	140	124.00
MD900.2D.145.R.04-C20	14.5	30	20	97	29	47	SONT 042105	145	124.00
MD900.2D.150.R.04-C20	15.0	30	20	98	30	48	SONT 042105	150	124.00
MD900.2D.155.R.04-C20	15.5	30	20	99	31	49	SONT 042105	155	124.00
MD900.2D.160.R.05-C20	16.0	30	20	100	32	50	SONT 052306	160	124.00
MD900.2D.165.R.05-C20	16.5	30	20	101	33	51	SONT 052306	165	124.00
MD900.2D.170.R.05-C20	17.0	30	20	102	34	52	SONT 052306	170	132.00
MD900.2D.175.R.05-C20	17.5	30	20	103	35	53	SONT 052306	175	132.00
MD900.2D.180.R.06-C25	18.0	32	25	111	36	55	SONT 062506	180	132.00
MD900.2D.185.R.06-C25	18.5	32	25	112	37	56	SONT 062506	185	132.00
MD900.2D.190.R.06-C25	19.0	32	25	113	38	57	SONT 062506	190	142.00
MD900.2D.195.R.06-C25	19.5	32	25	114	39	58	SONT 062506	195	142.00
MD900.2D.200.R.06-C25	20.0	32	25	115	40	59	SONT 062506	200	142.00
MD900.2D.205.R.06-C25	20.5	32	25	116	41	60	SONT 062506	205	142.00
MD900.2D.210.R.07-C25	21.0	32	25	118	42	62	SONT 072907	210	142.00
MD900.2D.220.R.07-C25	22.0	32	25	120	44	64	SONT 072907	220	142.00
MD900.2D.230.R.07-C25	23.0	32	25	122	46	66	SONT 072907	230	146.00
MD900.2D.240.R.08-C32	24.0	40	32	132	48	72	SONT 083308	240	146.00
MD900.2D.250.R.08-C32	25.0	40	32	134	50	74	SONT 083308	250	146.00
MD900.2D.260.R.08-C32	26.0	40	32	136	52	76	SONT 083308	260	162.00
MD900.2D.270.R.08-C32	27.0	40	32	138	54	78	SONT 083308	270	162.00
MD900.2D.280.R.09-C32	28.0	40	32	140	56	80	SONT 093808	280	162.00
MD900.2D.290.R.09-C32	29.0	40	32	142	58	82	SONT 093808	290	162.00
MD900.2D.300.R.09-C32	30.0	40	32	144	60	84	SONT 093808	300	162.00
MD900.2D.310.R.09-C32	31.0	40	32	146	62	86	SONT 093808	310	175.00
MD900.2D.320.R.09-C32	32.0	40	32	148	64	88	SONT 093808	320	175.00
MD900.2D.330.R.10-C40	33.0	50	40	163	66	93	SONT 104408	330	175.00
MD900.2D.340.R.10-C40	34.0	50	40	165	68	95	SONT 104408	340	175.00

Designation	DC mm	DF mm	DCONMS mm	OAL mm	LU mm	LPR mm	Insert	10 852 ...	£
MD900.2D.350.R.10-C40	35.0	50	40	167	70	97	SONT 104408	350	179.00
MD900.2D.360.R.10-C40	36.0	50	40	169	72	99	SONT 104408	360	179.00
MD900.2D.370.R.12-C40	37.0	56	40	174	74	104	SONT 124810	370	185.00
MD900.2D.380.R.12-C40	38.0	56	40	176	76	106	SONT 124810	380	185.00
MD900.2D.390.R.12-C40	39.0	56	40	178	78	108	SONT 124810	390	185.00
MD900.2D.400.R.12-C40	40.0	56	40	180	80	110	SONT 124810	400	185.00
MD900.2D.410.R.12-C40	41.0	56	40	182	82	112	SONT 124810	410	185.00
MD900.2D.420.R.13-C40	42.0	60	40	187	84	117	SONT 135012	420	195.00
MD900.2D.430.R.13-C40	43.0	60	40	189	86	119	SONT 135012	430	195.00
MD900.2D.440.R.13-C40	44.0	60	40	191	88	121	SONT 135012	440	195.00
MD900.2D.450.R.13-C40	45.0	60	40	193	90	123	SONT 135012	450	195.00
MD900.2D.460.R.13-C40	46.0	60	40	195	92	125	SONT 135012	460	195.00
MD900.2D.470.R.15-C40	47.0	60	40	198	94	128	SONT 155312	470	204.00
MD900.2D.480.R.15-C40	48.0	60	40	200	96	130	SONT 155312	480	204.00
MD900.2D.490.R.15-C40	49.0	60	40	202	98	132	SONT 155312	490	221.00
MD900.2D.500.R.15-C40	50.0	60	40	204	100	134	SONT 155312	500	221.00
MD900.2D.510.R.15-C40	52.0	60	40	208	104	138	SONT 155312	520	226.00
MD900.2D.520.R.15-C40	51.0	60	40	206	102	136	SONT 155312	510	226.00
MD900.2D.530.R.15-C40	53.0	60	40	210	106	140	SONT 155312	530	226.00
MD900.2D.540.R.15-C40	54.0	60	40	212	108	142	SONT 155312	540	226.00
MD900.2D.550.R.17-C40	55.0	60	40	215	110	145	SONT 175612	550	226.00
MD900.2D.560.R.17-C40	56.0	60	40	217	112	147	SONT 175612	560	235.00
MD900.2D.570.R.17-C40	57.0	60	40	219	114	149	SONT 175612	570	235.00
MD900.2D.580.R.17-C40	58.0	60	40	221	116	151	SONT 175612	580	235.00
MD900.2D.590.R.17-C40	59.0	60	40	223	118	153	SONT 175612	590	235.00
MD900.2D.600.R.17-C40	60.0	62	40	225	120	155	SONT 175612	600	235.00
MD900.2D.610.R.17-C40	61.0	62	40	227	122	157	SONT 175612	610	235.00
MD900.2D.620.R.17-C40	62.0	64	40	229	124	159	SONT 175612	620	235.00
MD900.2D.630.R.17-C40	63.0	64	40	231	126	161	SONT 175612	630	235.00

Key D

Clamping screw

Spare parts DC		£	80 950 ...		£	70 950 ...
12 - 13,5	T06 - IP	7.90	123	M1,8x3,6 - IP	2.99	862
14 - 17,5	T06 - IP	7.90	123	M2x4,3 - IP	2.66	863
18 - 23	T07 - IP	7.79	124	M2,2x5 - IP	2.58	856
24 - 27	T08 - IP	7.79	125	M2,5x6 - IP	3.32	857
28 - 32	T09 - IP	8.53	126	M3x7 - IP	2.54	819
33 - 41	T15 - IP	9.11	128	M3,5x8,6 - IP	2.54	859
42 - 63	T20 - IP	9.56	129	M4,5x10,5 - IP	2.54	864

MaxiDrill 900 – Indexable insert drill

Scope of supply:

Indexable Insert Drill including clamping screws and key

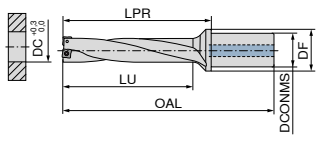

≤ 3xD

KOMET \ Performance

Designation	DC mm	DF mm	DCONMS mm	OAL mm	LU mm	LPR mm	Insert	10 853 ...	£
MD900.3D.120.R.03-C20	12.0	28	20	102	36.0	52	SONT 031804	120	124.00
MD900.3D.125.R.03-C20	12.5	28	20	104	37.5	54	SONT 031804	125	124.00
MD900.3D.130.R.03-C20	13.0	28	20	105	39.0	55	SONT 031804	130	124.00
MD900.3D.135.R.03-C20	13.5	28	20	107	40.5	57	SONT 031804	135	124.00
MD900.3D.140.R.04-C20	14.0	30	20	109	42.0	59	SONT 042105	140	131.00
MD900.3D.145.R.04-C20	14.5	30	20	111	44.0	61	SONT 042105	145	131.00
MD900.3D.150.R.04-C20	15.0	30	20	112	45.0	62	SONT 042105	150	131.00
MD900.3D.155.R.04-C20	15.5	30	20	114	47.0	64	SONT 042105	155	134.00
MD900.3D.160.R.05-C20	16.0	30	20	115	48.0	65	SONT 052306	160	134.00
MD900.3D.165.R.05-C20	16.5	30	20	117	50.0	67	SONT 052306	165	134.00
MD900.3D.170.R.05-C20	17.0	30	20	118	51.0	68	SONT 052306	170	139.00
MD900.3D.175.R.05-C20	17.5	30	20	120	53.0	70	SONT 052306	175	139.00
MD900.3D.180.R.06-C25	18.0	32	25	128	54.0	72	SONT 062506	180	139.00
MD900.3D.185.R.06-C25	18.5	32	25	130	56.0	74	SONT 062506	185	139.00
MD900.3D.190.R.06-C25	19.0	32	25	131	57.0	75	SONT 062506	190	149.00
MD900.3D.195.R.06-C25	19.5	32	25	133	59.0	77	SONT 062506	195	149.00
MD900.3D.200.R.06-C25	20.0	32	25	134	60.0	78	SONT 062506	200	149.00
MD900.3D.205.R.06-C25	20.5	32	25	136	62.0	80	SONT 062506	205	149.00
MD900.3D.210.R.07-C25	21.0	32	25	138	63.0	82	SONT 072907	210	149.00
MD900.3D.215.R.07-C25	21.5	32	25	140	65.0	84	SONT 072907	215	149.00
MD900.3D.220.R.07-C25	22.0	32	25	141	66.0	85	SONT 072907	220	149.00
MD900.3D.225.R.07-C25	22.5	32	25	143	68.0	87	SONT 072907	225	154.00
MD900.3D.230.R.07-C25	23.0	32	25	144	69.0	88	SONT 072907	230	154.00
MD900.3D.235.R.07-C25	23.5	32	25	146	71.0	90	SONT 072907	235	154.00
MD900.3D.240.R.08-C32	24.0	40	32	155	72.0	95	SONT 083308	240	154.00
MD900.3D.245.R.08-C32	24.5	40	32	157	74.0	97	SONT 083308	245	154.00
MD900.3D.250.R.08-C32	25.0	40	32	158	75.0	98	SONT 083308	250	154.00
MD900.3D.255.R.08-C32	25.5	40	32	160	77.0	100	SONT 083308	255	154.00
MD900.3D.260.R.08-C32	26.0	40	32	161	78.0	101	SONT 083308	260	170.00
MD900.3D.265.R.08-C32	26.5	40	32	163	80.0	103	SONT 083308	265	170.00
MD900.3D.270.R.08-C32	27.0	40	32	164	81.0	104	SONT 083308	270	170.00
MD900.3D.275.R.08-C32	27.5	40	32	166	83.0	106	SONT 083308	275	170.00
MD900.3D.280.R.09-C32	28.0	40	32	167	84.0	107	SONT 093808	280	170.00
MD900.3D.285.R.09-C32	28.5	40	32	169	86.0	109	SONT 093808	285	170.00
MD900.3D.290.R.09-C32	29.0	40	32	170	87.0	110	SONT 093808	290	170.00
MD900.3D.295.R.09-C32	29.5	40	32	172	89.0	112	SONT 093808	295	170.00
MD900.3D.300.R.09-C32	30.0	40	32	173	90.0	113	SONT 093808	300	170.00
MD900.3D.305.R.09-C32	30.5	40	32	175	92.0	115	SONT 093808	305	170.00
MD900.3D.310.R.09-C32	31.0	40	32	176	93.0	116	SONT 093808	310	185.00
MD900.3D.315.R.09-C32	31.5	40	32	178	95.0	118	SONT 093808	315	185.00
MD900.3D.320.R.09-C32	32.0	40	32	179	96.0	119	SONT 093808	320	185.00

Designation	DC mm	DF mm	DCONMS mm	OAL mm	LU mm	LPR mm	Insert	10 853 ...	£
MD900.3D.325.R.10-C40	32.5	50	40	192	98.0	124	SONT 104408	325	185.00
MD900.3D.330.R.10-C40	33.0	50	40	193	99.0	125	SONT 104408	330	185.00
MD900.3D.335.R.10-C40	33.5	50	40	195	101.0	127	SONT 104408	335	185.00
MD900.3D.340.R.10-C40	34.0	50	40	196	102.0	128	SONT 104408	340	185.00
MD900.3D.345.R.10-C40	34.5	50	40	198	104.0	130	SONT 104408	345	185.00
MD900.3D.350.R.10-C40	35.0	50	40	199	105.0	131	SONT 104408	350	189.00
MD900.3D.355.R.10-C40	35.5	50	40	201	107.0	133	SONT 104408	355	189.00
MD900.3D.360.R.10-C40	36.0	50	40	202	108.0	134	SONT 104408	360	189.00
MD900.3D.365.R.10-C40	36.5	50	40	204	110.0	136	SONT 104408	365	189.00
MD900.3D.370.R.12-C40	37.0	56	40	211	111.0	141	SONT 124810	370	195.00
MD900.3D.380.R.12-C40	38.0	56	40	214	114.0	144	SONT 124810	380	195.00
MD900.3D.390.R.12-C40	39.0	56	40	217	117.0	147	SONT 124810	390	195.00
MD900.3D.400.R.12-C40	40.0	56	40	220	120.0	150	SONT 124810	400	195.00
MD900.3D.410.R.12-C40	41.0	56	40	223	123.0	153	SONT 124810	410	195.00
MD900.3D.420.R.13-C40	42.0	60	40	229	126.0	159	SONT 135012	420	205.00
MD900.3D.430.R.13-C40	43.0	60	40	232	129.0	162	SONT 135012	430	205.00
MD900.3D.440.R.13-C40	44.0	60	40	235	132.0	165	SONT 135012	440	205.00
MD900.3D.450.R.13-C40	45.0	60	40	238	135.0	168	SONT 135012	450	205.00
MD900.3D.460.R.13-C40	46.0	60	40	241	138.0	171	SONT 135012	460	205.00
MD900.3D.470.R.15-C40	47.0	60	40	245	141.0	175	SONT 155312	470	215.00
MD900.3D.480.R.15-C40	48.0	60	40	248	144.0	178	SONT 155312	480	215.00
MD900.3D.490.R.15-C40	49.0	60	40	251	147.0	181	SONT 155312	490	232.00
MD900.3D.500.R.15-C40	50.0	60	40	254	150.0	184	SONT 155312	500	232.00
MD900.3D.510.R.15-C40	51.0	60	40	257	153.0	187	SONT 155312	510	238.00
MD900.3D.520.R.15-C40	52.0	60	40	260	156.0	190	SONT 155312	520	238.00
MD900.3D.530.R.15-C40	53.0	60	40	263	159.0	193	SONT 155312	530	238.00
MD900.3D.540.R.15-C40	54.0	60	40	266	162.0	196	SONT 155312	540	238.00
MD900.3D.550.R.17-C40	55.0	60	40	270	165.0	200	SONT 175612	550	238.00
MD900.3D.560.R.17-C40	56.0	60	40	273	168.0	203	SONT 175612	560	247.00
MD900.3D.570.R.17-C40	57.0	60	40	276	171.0	206	SONT 175612	570	247.00
MD900.3D.580.R.17-C40	58.0	60	40	279	174.0	209	SONT 175612	580	247.00
MD900.3D.590.R.17-C40	59.0	60	40	282	177.0	212	SONT 175612	590	247.00
MD900.3D.600.R.17-C40	60.0	62	40	285	180.0	215	SONT 175612	600	247.00
MD900.3D.610.R.17-C40	61.0	62	40	288	183.0	218	SONT 175612	610	247.00
MD900.3D.620.R.17-C40	62.0	64	40	291	186.0	221	SONT 175612	620	247.00
MD900.3D.630.R.17-C40	63.0	64	40	294	189.0	224	SONT 175612	630	247.00

MaxiDrill 900 – Indexable insert drill

Scope of supply:

Indexable Insert Drill including clamping screws and key

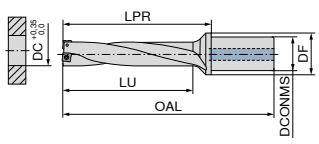

≤ 4xD

KOMET \ Performance

Designation	DC mm	DF mm	DCONMS mm	OAL mm	LU mm	LPR mm	Insert	10 854 ...	£
MD900.4D.120.R.03-C20	12	28	20	114	48	64	SONT 031804	120	171.00
MD900.4D.130.R.03-C20	13	28	20	118	52	68	SONT 031804	130	171.00
MD900.4D.140.R.04-C20	14	30	20	123	56	73	SONT 042105	140	176.00
MD900.4D.150.R.04-C20	15	30	20	127	60	77	SONT 042105	150	176.00
MD900.4D.160.R.05-C20	16	30	20	131	64	81	SONT 052306	160	180.00
MD900.4D.170.R.05-C20	17	30	20	135	68	85	SONT 052306	170	187.00
MD900.4D.180.R.06-C25	18	32	25	146	72	90	SONT 062506	180	187.00
MD900.4D.190.R.06-C25	19	32	25	150	76	94	SONT 062506	190	201.00
MD900.4D.200.R.06-C25	20	32	25	154	80	98	SONT 062506	200	201.00
MD900.4D.210.R.07-C25	21	32	25	159	84	103	SONT 072907	210	201.00
MD900.4D.220.R.07-C25	22	32	25	163	88	107	SONT 072907	220	201.00
MD900.4D.230.R.07-C25	23	32	25	167	92	111	SONT 072907	230	207.00
MD900.4D.240.R.08-C32	24	40	32	179	96	119	SONT 083308	240	207.00
MD900.4D.250.R.08-C32	25	40	32	183	100	123	SONT 083308	250	207.00
MD900.4D.260.R.08-C32	26	40	32	187	104	127	SONT 083308	260	229.00
MD900.4D.270.R.08-C32	27	40	32	191	108	131	SONT 083308	270	229.00
MD900.4D.280.R.09-C32	28	40	32	195	112	135	SONT 093808	280	229.00
MD900.4D.290.R.09-C32	29	40	32	199	116	139	SONT 093808	290	229.00
MD900.4D.300.R.09-C32	30	40	32	203	120	143	SONT 093808	300	229.00
MD900.4D.310.R.09-C32	31	40	32	207	124	147	SONT 093808	310	249.00
MD900.4D.320.R.09-C32	32	40	32	211	128	151	SONT 093808	320	249.00
MD900.4D.330.R.10-C40	33	50	40	228	132	158	SONT 104408	330	249.00
MD900.4D.340.R.10-C40	34	50	40	232	136	162	SONT 104408	340	249.00
MD900.4D.350.R.10-C40	35	50	40	236	140	166	SONT 104408	350	254.00
MD900.4D.360.R.10-C40	36	50	40	240	144	170	SONT 104408	360	254.00

Designation	DC mm	DF mm	DCONMS mm	OAL mm	LU mm	LPR mm	Insert	10 854 ...	£
MD900.4D.370.R.12-C40	37	56	40	248	148	178	SONT 124810	370	263.00
MD900.4D.380.R.12-C40	38	56	40	252	152	182	SONT 124810	380	263.00
MD900.4D.390.R.12-C40	39	56	40	256	156	186	SONT 124810	390	263.00
MD900.4D.400.R.12-C40	40	56	40	260	160	190	SONT 124810	400	263.00
MD900.4D.410.R.12-C40	41	56	40	264	164	194	SONT 124810	410	263.00
MD900.4D.420.R.13-C40	42	60	40	271	168	201	SONT 135012	420	275.00
MD900.4D.430.R.13-C40	43	60	40	275	172	205	SONT 135012	430	275.00
MD900.4D.440.R.13-C40	44	60	40	279	176	209	SONT 135012	440	275.00
MD900.4D.450.R.13-C40	45	60	40	283	180	213	SONT 135012	450	275.00
MD900.4D.460.R.13-C40	46	60	40	287	184	217	SONT 135012	460	275.00
MD900.4D.470.R.15-C40	47	60	40	292	188	222	SONT 155312	470	290.00
MD900.4D.480.R.15-C40	48	60	40	296	192	226	SONT 155312	480	290.00
MD900.4D.490.R.15-C40	49	60	40	300	196	230	SONT 155312	490	290.00
MD900.4D.500.R.15-C40	50	60	40	304	200	234	SONT 155312	500	290.00
MD900.4D.510.R.15-C40	51	60	40	308	204	238	SONT 155312	510	290.00
MD900.4D.520.R.15-C40	52	60	40	312	208	242	SONT 155312	520	290.00
MD900.4D.530.R.15-C40	53	60	40	316	212	246	SONT 155312	530	290.00
MD900.4D.540.R.15-C40	54	60	40	320	216	250	SONT 155312	540	290.00

Key D

Clamping screw

Spare parts

DC		£	80 950 ...		£	70 950 ...
12 - 13,5	T06 - IP	7.90	123	M1,8x3,6 - IP	2.99	862
14 - 17,5	T06 - IP	7.90	123	M2x4,3 - IP	2.66	863
18 - 23,5	T07 - IP	7.79	124	M2,2x5 - IP	2.58	856
24 - 27,5	T08 - IP	7.79	125	M2,5x6 - IP	3.32	857
28 - 32	T09 - IP	8.53	126	M3x7 - IP	2.54	819
32,5 - 41	T15 - IP	9.11	128	M3,5x8,6 - IP	2.54	859
42 - 63	T20 - IP	9.56	129	M4,5x10,5 - IP	2.54	864

Customer Service Centre
Freephone: 0800 073 2 073 / Freefax: 0800 073 2 074

Ordering via the Online Shop
http://cuttingtools.ceratizit.com

MaxiDrill 900 – Indexable insert drill

Scope of supply:
Indexable Insert Drill including clamping screws and key

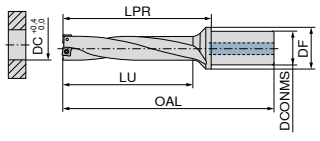

≤ 5xD KOMET \ Performance

Designation	DC mm	DF mm	DCONMS mm	OAL mm	LU mm	LPR mm	Insert	10 855 ...	£
MD900.5D.120.R.03-C20	12	28	20	126	60	76	SONT 031804	120	204.00
MD900.5D.130.R.03-C20	13	28	20	131	65	81	SONT 031804	130	204.00
MD900.5D.140.R.04-C20	14	30	20	137	70	87	SONT 042105	140	209.00
MD900.5D.150.R.04-C20	15	30	20	142	75	92	SONT 042105	150	209.00
MD900.5D.160.R.05-C20	16	30	20	147	80	97	SONT 052306	160	214.00
MD900.5D.170.R.05-C20	17	30	20	152	85	102	SONT 052306	170	222.00
MD900.5D.180.R.06-C25	18	32	25	164	90	108	SONT 062506	180	222.00
MD900.5D.190.R.06-C25	19	32	25	169	95	113	SONT 062506	190	238.00
MD900.5D.200.R.06-C25	20	32	25	174	100	118	SONT 062506	200	238.00
MD900.5D.210.R.07-C25	21	32	25	180	105	124	SONT 072907	210	238.00
MD900.5D.220.R.07-C25	22	32	25	184	110	128	SONT 072907	220	238.00
MD900.5D.230.R.07-C25	23	32	25	189	115	133	SONT 072907	230	247.00
MD900.5D.240.R.08-C32	24	40	32	203	120	143	SONT 083308	240	247.00
MD900.5D.250.R.08-C32	25	40	32	208	125	148	SONT 083308	250	247.00
MD900.5D.260.R.08-C32	26	40	32	212	130	152	SONT 083308	260	272.00
MD900.5D.270.R.08-C32	27	40	32	217	135	157	SONT 083308	270	272.00

Designation	DC mm	DF mm	DCONMS mm	OAL mm	LU mm	LPR mm	Insert	10 855 ...	£
MD900.5D.280.R.09-C32	28	40	32	221	140	161	SONT 093808	280	272.00
MD900.5D.290.R.09-C32	29	40	32	226	145	166	SONT 093808	290	272.00
MD900.5D.300.R.09-C32	30	40	32	230	150	170	SONT 093808	300	272.00
MD900.5D.310.R.09-C32	31	40	32	235	155	175	SONT 093808	310	295.00
MD900.5D.320.R.09-C32	32	40	32	239	160	179	SONT 093808	320	295.00
MD900.5D.330.R.10-C40	33	50	40	259	165	191	SONT 104408	330	295.00
MD900.5D.340.R.10-C40	34	50	40	264	170	196	SONT 104408	340	295.00
MD900.5D.350.R.10-C40	35	50	40	269	175	201	SONT 104408	350	302.00
MD900.5D.360.R.10-C40	36	50	40	274	180	206	SONT 104408	360	302.00
MD900.5D.370.R.12-C40	37	56	40	285	185	215	SONT 124810	370	312.00
MD900.5D.380.R.12-C40	38	56	40	290	190	220	SONT 124810	380	312.00
MD900.5D.390.R.12-C40	39	56	40	295	195	225	SONT 124810	390	312.00
MD900.5D.400.R.12-C40	40	56	40	300	200	230	SONT 124810	400	312.00
MD900.5D.410.R.12-C40	41	56	40	305	205	235	SONT 124810	410	312.00

Spare parts

DC		Key D £	80 950 ...		Clamping screw £	70 950 ...
12 - 13	T06 - IP	7.90	123	M1,8x3,6 - IP	2.99	862
14 - 17	T06 - IP	7.90	123	M2x4,3 - IP	2.66	863
18 - 23	T07 - IP	7.79	124	M2,2x5 - IP	2.58	856
24 - 27	T08 - IP	7.79	125	M2,5x6 - IP	3.32	857
28 - 32	T09 - IP	8.53	126	M3x7 - IP	2.54	819
33 - 41	T15 - IP	9.11	128	M3,5x8,6 - IP	2.54	859

SONT

Designation	IC mm	D1 mm	L mm	S mm
SONT 0318..	5.4	2.10	3.8	1.80
SONT 0421..	4.6	2.25	4.2	2.10
SONT 0523..	5.3	2.25	4.8	2.30
SONT 0625..	5.9	2.50	5.5	2.50
SONT 0729..	6.5	2.50	6.1	2.90
SONT 0833..	7.7	2.90	7.3	3.30
SONT 0938..	8.9	3.50	8.5	3.80
SONT 1044..	10.1	4.10	9.6	4.40
SONT 1248..	11.6	4.10	11.0	4.80
SONT 1350..	13.0	5.30	12.2	5.00
SONT 1553..	15.2	5.30	14.4	5.30
SONT 1756..	17.5	5.30	16.7	5.60

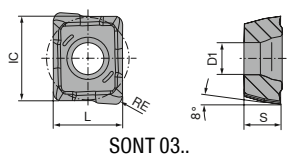

SONT 03..

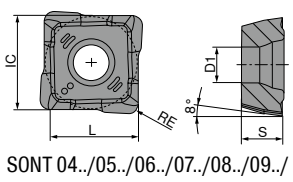

SONT 04../05../06../07../08../09../10../12../13../15../17..

SONT

KOMET \ Performance

ISO	RE mm	-M30 CTCP420 DRAGONSKIN 10 830 ...	£	-M30 CTPP430 DRAGONSKIN 10 830 ...	£
031804	0.4	703 1)	8.67	103 1)	8.67
P		●		●	
M				●	
K		●		○	
N				○	
S				○	
H					
O					

1) two usable cutting edges

SONT

KOMET \ Performance

ISO	RE mm	-M30 CTCP420 DRAGONSKIN 10 830 ...	£	-M30 CTPP430 DRAGONSKIN 10 830 ...	£
042105	0.5	704	9.94	104	9.94
052306	0.6	705	10.07	105	10.07
062506	0.6	706	10.24	106	10.24
072907	0.7	707	10.46	107	10.46
083308	0.8	708	10.70	108	10.70
093808	0.8	709	10.96	109	10.96
104408	0.8	710	11.48	110	11.48
124810	1.0	712	12.16	112	12.16
135012	1.2	713	12.88	113	12.88
155312	1.2	715	14.60	115	14.60
175612	1.2	717	15.47	117	15.47
P		●		●	
M				●	
K		●		○	
N				○	
S				○	
H					
O					

WTX – Holder for Exchangeable drills

▲ with radial teeth

≤ 1xD

Change

WNT \ Performance

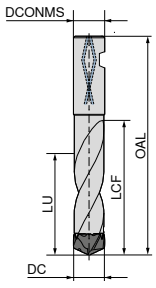

HB

DC mm	DCONMS h6 mm	OAL mm	LCF mm	LU mm	10 911 ...	£
12,00 - 12,49	14	81	29	12.5	120	173.00
12,50 - 12,99	14	81	29	13.0	125	173.00
13,00 - 13,49	14	81	31	13.5	130	173.00
13,50 - 13,99	16	86	32	14.0	135	173.00
14,00 - 14,49	16	86	33	14.5	140	173.00
14,50 - 14,99	16	91	34	15.0	145	173.00
15,00 - 15,49	16	91	36	15.5	150	173.00
15,50 - 16,49	20	97	38	16.5	161	179.00
15,50 - 16,49	18	92	38	16.5	160	179.00
16,50 - 17,49	20	99	40	17.5	166	179.00
16,50 - 17,49	18	94	40	17.5	165	179.00
17,50 - 18,49	20	104	43	18.5	176	179.00
17,50 - 18,49	18	99	43	18.5	175	179.00
18,50 - 19,49	20	99	45	19.5	185	211.00
19,50 - 20,49	20	104	47	20.5	195	211.00
20,50 - 21,49	25	111	49	21.5	205	234.00
21,50 - 22,49	25	116	52	22.5	215	234.00
22,50 - 23,49	25	116	54	23.5	225	256.00
23,50 - 24,49	25	121	56	24.5	235	256.00
24,50 - 25,49	25	123	59	25.5	245	278.00
25,50 - 26,49	25	123	61	26.5	255	278.00
26,50 - 27,49	25	128	63	27.5	265	278.00
27,50 - 28,49	25	128	66	28.5	275	278.00
28,50 - 29,49	32	134	68	29.5	285	323.00
29,50 - 30,49	32	139	70	30.5	295	323.00
30,50 - 31,49	32	139	75	31.5	305	356.00
31,50 - 32,49	32	139	75	32.5	315	356.00
32,50 - 33,49	32	150	78	33.5	325	384.00
33,50 - 34,49	32	150	79	34.5	335	384.00
34,50 - 35,49	32	150	82	35.5	345	384.00
35,50 - 37,49	32	152	86	37.5	355	442.00
37,50 - 39,49	32	157	91	39.5	375	458.00
39,50 - 41,00	32	167	95	41.5	395	470.00

WTX – Holder for Exchangeable drills

▲ with radial teeth

≤ 3xD

Change

WNT \ Performance

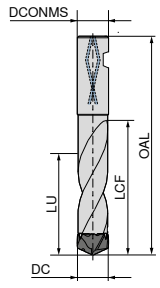

HB

DC mm	DCONMS h6 mm	OAL mm	LCF mm	LU mm	10 913 ...	£
12,00 - 12,49	14	100	53	38.0	120	195.00
12,50 - 12,99	14	105	55	39.0	125	195.00
13,00 - 13,49	14	105	57	40.0	130	195.00
13,50 - 13,99	16	110	59	42.0	135	195.00
14,00 - 14,49	16	115	61	43.0	140	195.00
14,50 - 14,99	16	115	63	45.0	145	195.00
15,00 - 15,49	16	115	65	46.0	150	195.00
15,50 - 16,49	20	125	70	50.0	161	191.00
15,50 - 16,49	18	120	70	50.0	160	191.00
16,50 - 17,49	20	130	74	50.0	166	191.00
16,50 - 17,49	18	125	74	53.0	165	191.00
17,50 - 18,49	20	135	78	50.0	176	191.00
17,50 - 18,49	18	130	78	55.0	175	191.00
18,50 - 19,49	20	135	82	58.0	185	225.00
19,50 - 20,49	20	140	87	62.0	195	225.00
20,50 - 21,49	25	150	91	65.0	205	249.00
21,50 - 22,49	25	155	95	67.0	215	249.00
22,50 - 23,49	25	160	99	70.0	225	272.00
23,50 - 24,49	25	165	103	73.0	235	272.00
24,50 - 25,49	25	165	108	77.0	245	296.00
25,50 - 26,49	25	175	112	80.0	255	296.00
26,50 - 27,49	25	175	116	82.0	265	296.00
27,50 - 28,49	25	180	120	85.0	275	296.00
28,50 - 29,49	32	190	124	88.0	285	343.00
29,50 - 30,49	32	195	129	92.0	295	343.00
30,50 - 31,49	32	195	133	94.0	305	379.00
31,50 - 32,49	32	200	137	97.0	315	379.00
32,50 - 33,49	32	210	144	100.5	325	447.00
33,50 - 34,49	32	215	148	103.5	335	447.00
34,50 - 35,49	32	220	153	106.5	345	447.00
35,50 - 37,49	32	227	161	112.5	355	514.00
37,50 - 39,49	32	237	170	118.5	375	533.00
39,50 - 41,00	32	247	178	124.5	395	546.00

WTX – Holder for Exchangeable drills

▲ with radial teeth

≤ 5xD

Change

WNT \ Performance

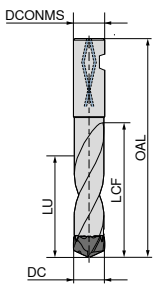

HB

DC mm	DCONMS h6 mm	OAL mm	LCF mm	LU mm	10 915 ...	£
12,00 - 12,49	14	125	78	62.0	120	220.00
12,50 - 12,99	14	130	81	65.0	125	220.00
13,00 - 13,49	14	130	84	67.0	130	220.00
13,50 - 13,99	16	140	88	70.0	135	220.00
14,00 - 14,49	16	140	90	72.0	140	220.00
14,50 - 14,99	16	145	94	75.0	145	220.00
15,00 - 15,49	16	145	96	77.0	150	220.00
15,50 - 16,49	20	160	103	82.0	161	225.00
15,50 - 16,49	18	155	103	82.0	160	225.00
16,50 - 17,49	20	165	109	87.0	166	225.00
16,50 - 17,49	18	160	109	87.0	165	225.00
17,50 - 18,49	20	170	115	92.0	176	225.00
17,50 - 18,49	18	165	115	92.0	175	225.00
18,50 - 19,49	20	175	121	97.0	185	261.00
19,50 - 20,49	20	180	128	102.0	195	261.00
20,50 - 21,49	25	195	134	107.0	205	284.00
21,50 - 22,49	25	200	140	112.0	215	284.00
22,50 - 23,49	25	205	146	117.0	225	308.00
23,50 - 24,49	25	210	152	122.0	235	308.00
24,50 - 25,49	25	220	159	127.0	245	332.00
25,50 - 26,49	25	225	165	132.0	255	332.00
26,50 - 27,49	25	230	171	137.0	265	332.00
27,50 - 28,49	25	240	177	142.0	275	332.00
28,50 - 29,49	32	250	183	146.0	285	379.00
29,50 - 30,49	32	255	190	152.0	295	379.00
30,50 - 31,49	32	260	196	157.0	305	414.00
31,50 - 32,49	32	265	202	162.0	315	414.00
32,50 - 33,49	32	275	210	167.5	325	505.00
33,50 - 34,49	32	285	217	172.5	335	505.00
34,50 - 35,49	32	290	224	177.5	345	505.00
35,50 - 37,49	32	302	236	187.5	355	568.00
37,50 - 39,49	32	317	249	197.5	375	589.00
39,50 - 41,00	32	327	261	207.5	395	602.00

WTX – Holder for Exchangeable drills

▲ with radial teeth

≤ 8xD

Change

WNT \ Performance

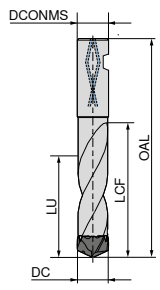

HB

DC mm	DCONMS h6 mm	OAL mm	LCF mm	LU mm	10 918 ...	£
12,00 - 12,49	14	165	116	100	120	280.00
12,50 - 12,99	14	170	121	104	125	280.00
13,00 - 13,49	14	175	126	108	130	280.00
13,50 - 13,99	16	180	129	111	135	280.00
14,00 - 14,49	16	185	134	115	140	280.00
14,50 - 14,99	16	190	139	120	145	280.00
15,00 - 15,49	16	195	144	124	150	280.00
15,50 - 16,49	20	210	152	131	161	285.00
15,50 - 16,49	18	205	152	131	160	285.00
16,50 - 17,49	20	220	161	138	166	285.00
16,50 - 17,49	18	215	161	138	165	285.00
17,50 - 18,49	20	225	171	147	176	285.00
17,50 - 18,49	18	220	171	147	175	285.00
18,50 - 19,49	20	235	180	155	185	328.00
19,50 - 20,49	20	240	189	163	195	328.00
20,50 - 21,49	25	260	198	170	205	357.00
21,50 - 22,49	25	270	207	178	215	357.00
22,50 - 23,49	25	275	217	187	225	400.00
23,50 - 24,49	25	285	226	194	235	400.00
24,50 - 25,49	25	295	235	202	245	458.00
25,50 - 26,49	25	305	244	210	255	458.00
26,50 - 27,49	25	315	253	218	265	458.00
27,50 - 28,49	25	325	263	226	275	458.00
28,50 - 29,49	32	340	272	234	285	530.00
29,50 - 30,49	32	345	281	242	295	530.00
30,50 - 31,49	32	355	290	249	305	587.00
31,50 - 32,00	32	360	299	257	315	587.00

Drilling Head for Exchangeable drills can be found on → **Page 23.**

Customer Service Centre
Freephone: 0800 073 2 073 / Freefax: 0800 073 2 074

Ordering via the Online Shop
http://cuttingtools.ceratizit.com

WTX – Drilling Head for Exchangeable drills

▲ extra long head type

WNT \ Performance

Change UNI	Change VA	Change AL
DPX74S	Ti700	TiB

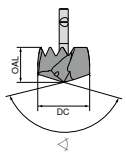

140°
Solid carbide

138°
Solid carbide

140°
Solid carbide

DC h7/m7 mm	OAL mm	10 919 ...	£	10 921 ...	£	10 922 ...	£
12.0	10.7	12000	94.95	120	94.95	120	94.95
12.1	10.7	12100	94.95	121	94.95	121	94.95
12.2	10.7	12200	94.95	122	94.95	122	94.95
12.3	10.7	12300	94.95	123	94.95	123	94.95
12.4	10.7	12400	94.95	124	94.95	124	94.95
12.5	10.7	12500	94.95	125	94.95	125	94.95
12.6	10.7	12600	94.95	126	94.95	126	94.95
12.7	10.7	12700	94.95	127	94.95	127	94.95
12.8	10.7	12800	94.95	128	94.95	128	94.95
12.9	10.7	12900	94.95	129	94.95	129	94.95
13.0	10.7	13000	94.95	130	94.95	130	94.95
13.1	10.7	13100	94.95	131	94.95	131	94.95
13.2	10.7	13200	94.95	132	94.95	132	94.95
13.3	10.7	13300	94.95	133	94.95	133	94.95
13.4	10.7	13400	94.95	134	94.95	134	94.95
13.5	11.3	13500	94.95	135	94.95	135	94.95
13.6	11.3	13600	94.95	136	94.95	136	94.95
13.7	11.3	13700	94.95	137	94.95	137	94.95
13.8	11.3	13800	94.95	138	94.95	138	94.95
13.9	11.3	13900	94.95	139	94.95	139	94.95
14.0	11.3	14000	94.95	140	94.95	140	94.95
14.1	11.3	14100	94.95	141	94.95	141	94.95
14.2	11.3	14200	94.95	142	94.95	142	94.95
14.3	11.3	14300	94.95	143	94.95	143	94.95
14.4	11.3	14400	94.95	144	94.95	144	94.95
14.5	11.3	14500	94.95	145	94.95	145	94.95
14.6	11.3	14600	94.95	146	94.95	146	94.95
14.7	11.3	14700	94.95	147	94.95	147	94.95
14.8	11.3	14800	94.95	148	94.95	148	94.95
14.9	11.3	14900	94.95	149	94.95	149	94.95
15.0	11.3	15000	94.95	150	94.95	150	94.95
15.1	11.3	15100	94.95	151	94.95	151	94.95
15.2	11.3	15200	94.95	152	94.95	152	94.95
15.3	11.3	15300	94.95	153	94.95	153	94.95
15.4	11.3	15400	94.95	154	94.95	154	94.95
15.5	11.9	15500	94.95	155	94.95	155	94.95
15.6	11.9	15600	94.95	156	94.95	156	94.95
15.7	11.9	15700	94.95	157	94.95	157	94.95
15.8	11.9	15800	94.95	158	94.95	158	94.95
15.9	11.9	15900	94.95	159	94.95	159	94.95
16.0	11.9	16000	94.95	160	94.95	160	94.95
16.1	11.9	16100	94.95	161	94.95	161	94.95
16.2	11.9	16200	94.95	162	94.95	162	94.95
16.3	11.9	16300	94.95	163	94.95	163	94.95
16.4	11.9	16400	94.95	164	94.95	164	94.95
16.5	13.4	16500	94.95	165	94.95	165	94.95
16.6	13.4	16600	94.95	166	94.95	166	94.95
16.7	13.4	16700	94.95	167	94.95	167	94.95
16.8	13.4	16800	94.95	168	94.95	168	94.95
16.9	13.4	16900	94.95	169	94.95	169	94.95
17.0	13.4	17000	94.95	170	94.95	170	94.95
17.1	13.4	17100	94.95	171	94.95	171	94.95
17.2	13.4	17200	94.95	172	94.95	172	94.95
17.3	13.4	17300	94.95	173	94.95	173	94.95
17.4	13.4	17400	94.95	174	94.95	174	94.95
17.5	13.4	17500	94.95	175	94.95	175	94.95
17.6	13.4	17600	94.95	176	94.95	176	94.95
17.7	13.4	17700	94.95	177	94.95	177	94.95
17.8	13.4	17800	94.95	178	94.95	178	94.95
17.9	13.4	17900	94.95	179	94.95	179	94.95
18.0	13.4	18000	94.95	180	94.95	180	94.95
18.1	13.4	18100	103.31	181	103.31	181	103.31
18.2	13.4	18200	103.31	182	103.31	182	103.31
18.3	13.4	18300	103.31	183	103.31	183	103.31
18.4	13.4	18400	103.31	184	103.31	184	103.31
18.5	13.4	18500	103.31	185	103.31	185	103.31
18.6	13.4	18600	103.31	186	103.31	186	103.31
18.7	13.4	18700	103.31	187	103.31	187	103.31
18.8	13.4	18800	103.31	188	103.31	188	103.31
18.9	13.4	18900	103.31	189	103.31	189	103.31
19.0	13.4	19000	103.31	190	103.31	190	103.31
19.1	13.4	19100	103.31	191	103.31	191	103.31
19.2	13.4	19200	103.31	192	103.31	192	103.31
19.3	13.4	19300	103.31	193	103.31	193	103.31
19.4	13.4	19400	103.31	194	103.31	194	103.31
19.5	13.4	19500	103.31	195	103.31	195	103.31
19.6	13.4	19600	103.31	196	103.31	196	103.31
19.7	13.4	19700	103.31	197	103.31	197	103.31
19.8	13.4	19800	103.31	198	103.31	198	103.31
19.9	13.4	19900	103.31	199	103.31	199	103.31
20.0	13.4	20000	103.31	200	103.31	200	103.31
20.1	13.4	20100	114.17	201	114.17	201	86.09
20.2	13.4	20200	114.17	202	114.17	202	114.17
20.3	13.4	20300	114.17	203	114.17	203	114.17
20.4	13.4	20400	114.17	204	114.17	204	114.17
20.5	15.4	20500	114.17	205	114.17	205	114.17
20.6	15.4	20600	114.17	206	114.17	206	114.17
20.7	15.4	20700	114.17	207	114.17	207	114.17
20.8	15.4	20800	114.17	208	114.17	208	114.17
20.9	15.4	20900	114.17	209	114.17	209	114.17
21.0	15.4	21000	114.17	210	114.17	210	114.17
21.1	15.4	21100	114.17	211	114.17	211	114.17
21.2	15.4	21200	114.17	212	114.17	212	114.17
21.3	15.4	21300	114.17	213	114.17	213	114.17
21.4	15.4	21400	114.17	214	114.17	214	114.17
21.5	15.4	21500	114.17	215	114.17	215	114.17
21.6	15.4	21600	114.17	216	114.17	216	114.17
21.7	15.4	21700	114.17	217	114.17	217	114.17
21.8	15.4	21800	114.17	218	114.17	218	114.17
21.9	15.4	21900	114.17	219	114.17	219	114.17
22.0	15.4	22000	114.17	220	114.17	220	114.17
22.1	15.4	22100	122.53	221	122.53	221	122.53
22.2	15.4	22200	122.53	222	122.53	222	122.53
22.3	15.4	22300	122.53	223	122.53	223	122.53
22.4	15.4	22400	122.53	224	122.53	224	122.53
22.5	15.4	22500	122.53	225	122.53	225	122.53
22.6	15.4	22600	122.53	226	122.53	226	122.53
22.7	15.4	22700	122.53	227	122.53	227	122.53
22.8	15.4	22800	122.53	228	122.53	228	122.53
22.9	15.4	22900	122.53	229	122.53	229	122.53
23.0	15.4	23000	122.53	230	122.53	230	122.53
23.1	15.4	23100	122.53	231	122.53	231	122.53
23.2	15.4	23200	122.53	232	122.53	232	122.53
23.3	15.4	23300	122.53	233	122.53	233	122.53
23.4	15.4	23400	122.53	234	122.53	234	122.53
23.5	15.4	23500	122.53	235	122.53	235	122.53
23.6	15.4	23600	122.53	236	122.53	236	122.53
23.7	15.4	23700	122.53	237	122.53	237	122.53
23.8	15.4	23800	122.53	238	122.53	238	122.53
23.9	15.4	23900	122.53	239	122.53	239	122.53
24.0	15.4	24000	122.53	240	122.53	240	122.53
24.1	15.4	24100	133.40	241	141.74	241	141.74
24.2	15.4	24200	133.40	242	141.74	242	141.74
24.3	15.4	24300	133.40	243	141.74	243	141.74
24.4	15.4	24400	133.40	244	141.74	244	141.74
24.5	17.4	24500	133.40	245	141.74	245	141.74
24.6	17.4	24600	133.40	246	141.74	246	141.74
24.7	17.4	24700	133.40	247	141.74	247	141.74
24.8	17.4	24800	133.40	248	141.74	248	141.74
24.9	17.4	24900	133.40	249	141.74	249	141.74
25.0	17.4	25000	133.40	250	141.74	250	141.74
25.1	17.4	25100	133.40	251	141.74	251	141.74
25.2	17.4	25200	133.40	252	141.74	252	141.74
25.3	17.4	25300	133.40	253	141.74	253	141.74
25.4	17.4	25400	133.40	254	141.74	254	141.74
25.5	17.4	25500	133.40	255	141.74	255	141.74
25.6	17.4	25600	141.74	256	141.74	256	141.74
25.7	17.4	25700	141.74	257	141.74	257	141.74
25.8	17.4	25800	141.74	258	141.74	258	141.74
25.9	17.4	25900	141.74	259	141.74	259	141.74
26.0	17.4	26000	141.74	260	141.74	260	141.74
26.1	17.4	26100	141.74	261	141.74	261	141.74
26.2	17.4	26200	141.74	262	141.74	262	141.74
26.3	17.4	26300	141.74	263	141.74	263	141.74
26.4	17.4	26400	141.74	264	141.74	264	141.74
26.5	17.4	26500	141.74	265	141.74	265	141.74
26.6	17.4	26600	141.74	266	141.74	266	141.74
26.7	17.4	26700	141.74	267	141.74	267	141.74
26.8	17.4	26800	141.74	268	141.74	268	141.74
26.9	17.4	26900	141.74	269	141.74	269	141.74
27.0	17.4	27000	141.74	270	141.74	270	141.74
27.1	17.4	27100	141.74	271	141.74	271	141.74
27.2	17.4	27200	141.74	272	141.74	272	141.74
27.3	17.4	27300	141.74	273	141.74	273	141.74
27.4	17.4	27400	141.74	274	141.74	274	141.74
27.5	17.4	27500	141.74	275	141.74	275	141.74
27.6	17.4	27600	141.74	276	141.74	276	141.74
27.7	17.4	27700	141.74	277	141.74	277	141.74
27.8	17.4	27800	141.74	278	141.74	278	141.74
27.9	17.4	27900	141.74	279	141.74	279	141.74
28.0	17.4	28000	141.74	280	141.74	280	141.74
28.1	17.4	28100	155.02	281	155.02	281	155.02
28.2	17.4	28200	155.02	282	155.02	282	155.02
28.3	17.4	28300	155.02	283	155.02	283	155.02
28.4	17.4	28400	155.02	284	155.02	284	155.02
28.5	18.4	28500	155.02	285	155.02	285	155.02
28.6	18.4	28600	155.02	286	155.02	286	155.02
28.7	18.4	28700	155.02	287	155.02	287	155.02
28.8	18.4	28800	155.02	288	155.02	288	155.02
28.9	18.4	28900	155.02	289	155.02	289	155.02
29.0	18.4	29000	155.02	290	155.02	290	155.02
29.1	18.4	29100	155.02	291	155.02	291	155.02
29.2	18.4	29200	155.02	292	155.02	292	155.02
29.3	18.4	29300	155.02	293	155.02	293	155.02
29.4	18.4	29400	155.02	294	155.02	294	155.02
29.5	18.4	29500	155.02	295	155.02	295	155.02
29.6	18.4	29600	155.02	296	155.02	296	155.02
29.7	18.4	29700	155.02	297	155.02	297	155.02
29.8	18.4	29800	155.02	298	155.02	298	155.02
29.9	18.4	29900	155.02	299	155.02	299	155.02
30.0	18.4	30000	155.02	300	155.02	300	155.02
30.1	18.4	30100	172.97	301	172.97	301	172.97
30.2	18.4	30200	172.97	302	172.97	302	172.97
30.3	18.4	30300	172.97	303	172.97	303	172.97
30.4	18.4	30400	172.97	304	172.97	304	172.97
30.5	18.4	30500	172.97	305	172.97	305	172.97
30.6	18.4	30600	172.97	306	172.97	306	172.97
30.7	18.4	30700	172.97	307	172.97	307	172.97
30.8	18.4	30800	172.97	308	172.97	308	172.97
30.9	18.4	30900	172.97	309	172.97	309	172.97
31.0	18.4	31000	172.97	310	172.97	310	172.97
31.1	18.4	31100	172.97	311	172.97	311	172.97
31.2	18.4	31200	172.97	312	172.97	312	172.97
31.3	18.4	31300	172.97	313	172.97	313	172.97
31.4	18.4	31400	172.97	314	172.97	314	172.97
31.5	18.4	31500	172.97	315	172.97	315	172.97
31.6	18.4	31600	172.97	316	172.97	316	172.97
31.7	18.4	31700	172.97	317	172.97	317	172.97
31.8	18.4	31800	172.97	318	172.97	318	172.97
31.9	18.4	31900	172.97	319	172.97	319	172.97
32.0	18.4	32000	172.97	320	172.97	320	172.97
32.5	24.3	32500	185.15				
33.0	24.3	33000	185.15				
33.5	24.3	33500	185.15				
34.0	24.3	34000	185.15				
34.5	24.3	34500	185.15				
35.0	24.3	35000	185.15				
35.5	26.3	35500	211.76				
36.0	26.3	36000	211.76				
36.5	26.3	36500	211.76				
37.0	26.3	37000	211.76				
37.5	26.3	37500	211.76				
38.0	26.3	38000	211.76				
38.5	26.3	38500	230.18				
39.0	26.3	39000	230.18				
39.5	26.3	39500	230.18				
40.0	26.3	40000	230.18				
40.5	26.3	40500	230.18				
41.0	26.3	41000	230.18				

	10 919 ...	10 921 ...	10 922 ...
P	●	○	
M		●	
K	●	●	
N			●
S		●	
H			
O			

Fullmax – High-performance machine reamers, short

- extremely irregular pitch
- designed for high-speed machining
- specialised geometries and coatings
- tolerance: Ø 2,96 – 5,96 mm = +0,004 mm
- tolerance: Ø 5,97 – 20,05 mm = +0,005 mm

UNI

KOMET \ Performance

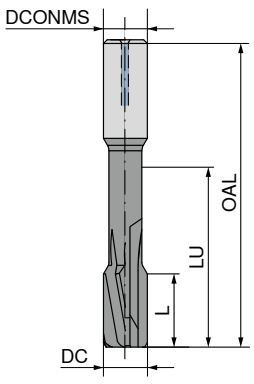

DBG-U

51P.57
HA
Left Hand Helix
30°
ASG2210
Solid carbide
Through hole

DC +0,004/+0,005 mm	OAL mm	L mm	LU mm	DCONMS h6 mm	ZEFP	40 489 ...		£
2,96 - 3,96	50	12	22	4	4	xxxxx	1)	69.83
3,97	50	12	22	4	4	03970		59.22
3,98	50	12	22	4	4	03980		59.22
3,99	50	12	22	4	4	03990		59.22
4,00	50	12	22	4	4	04000		59.22
4,01	50	12	22	4	4	04010		59.22
4,02	50	12	22	4	4	04020		59.22
4,03	50	12	22	4	4	04030		59.22
4,04 - 4,05	50	12	22	4	4	xxxxx	1)	69.83
4,06 - 4,96	64	12	28	6	4	xxxxx	1)	70.88
4,97	64	12	28	6	4	04970		60.48
4,98	64	12	28	6	4	04980		60.48
4,99	64	12	28	6	4	04990		60.48
5,00	64	12	28	6	4	05000		60.48
5,01	64	12	28	6	4	05010		60.48
5,02	64	12	28	6	4	05020		60.48
5,03	64	12	28	6	4	05030		60.48
5,04 - 5,96	64	12	28	6	4	xxxxx	1)	70.88
5,97	64	12	28	6	4	05970		60.96
5,98	64	12	28	6	4	05980		60.96
5,99	64	12	28	6	4	05990		60.96
6,00	64	12	28	6	4	06000		60.96
6,01	64	12	28	6	4	06010		60.96
6,02	64	12	28	6	4	06020		60.96
6,03	64	12	28	6	4	06030		60.96
6,04 - 6,05	64	12	28	6	4	xxxxx	1)	71.93
6,06 - 7,96	70	16	34	8	6	xxxxx	1)	74.60
7,97	70	16	34	8	6	07970		63.89
7,98	70	16	34	8	6	07980		63.89
7,99	70	16	34	8	6	07990		63.89
8,00	70	16	34	8	6	08000		63.89
8,01	70	16	34	8	6	08010		63.89
8,02	70	16	34	8	6	08020		63.89
8,03	70	16	34	8	6	08030		63.89
8,04 - 8,05	70	16	34	8	6	xxxxx	1)	74.60
8,06 - 9,96	80	16	40	10	6	xxxxx	1)	92.61
9,97	80	16	40	10	6	09970		90.99
9,98	80	16	40	10	6	09980		90.99
9,99	80	16	40	10	6	09990		90.99
10,00	80	16	40	10	6	10000		90.99
10,01	80	16	40	10	6	10010		90.99
10,02	80	16	40	10	6	10020		90.99
10,03	80	16	40	10	6	10030		90.99
10,04 - 10,05	80	16	40	10	6	xxxxx	1)	92.61
10,06 - 11,96	90	20	45	12	6	xxxxx	1)	139.65
11,97	90	20	45	12	6	11970		121.02
11,98	90	20	45	12	6	11980		121.02
11,99	90	20	45	12	6	11990		121.02
12,00	90	20	45	12	6	12000		121.02
12,01	90	20	45	12	6	12010		121.02
12,02	90	20	45	12	6	12020		121.02
12,03	90	20	45	12	6	12030		121.02
12,04 - 12,05	90	20	45	12	6	xxxxx	1)	139.65
12,06 - 14,05	90	20	45	14	6	xxxxx	1)	162.90
14,06 - 15,96	93	20	48	16	6	xxxxx	1)	185.70
15,97 - 16,05	93	20	48	16	8	xxxxx	1)	209.68
16,06 - 18,05	100	20	52	18	8	xxxxx	1)	223.34
18,06 - 20,05	102	20	52	20	8	xxxxx	1)	237.14

P	●
M	●
K	●
N	○
S	○
H	○
O	

1) Not available ex stock, articles are non-returnable and cannot be exchanged / Delivery time 25 working days

Fullmax – High-performance machine reamers, short

- extremely irregular pitch
- designed for high-speed machining
- specialised geometries and coatings
- tolerance: Ø 2,96 – 5,96 mm = +0,004 mm
- tolerance: Ø 5,97 – 20,05 mm = +0,005 mm

UNI

KOMET \ Performance

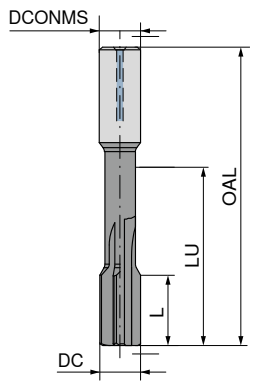

DBG-U

51M.57
HA
straight flute
60°
ASG2110
Solid carbide
Blind hole

DC +0,004/+0,005 mm	OAL mm	L mm	LU mm	DCONMS h6 mm	ZEFP	40 488 ...		£
2,96 - 3,96	50	12	22	4	4	xxxxx	1)	58.17
3,97	50	12	22	4	4	03970		49.92
3,98	50	12	22	4	4	03980		49.92
3,99	50	12	22	4	4	03990		49.92
4,00	50	12	22	4	4	04000		49.92
4,01	50	12	22	4	4	04010		49.92
4,02	50	12	22	4	4	04020		49.92
4,03	50	12	22	4	4	04030		49.92
4,04 - 4,05	50	12	22	4	4	xxxxx	1)	58.17
4,06 - 4,96	64	12	28	6	4	xxxxx	1)	59.80
4,97	64	12	28	6	4	04970		51.18
4,98	64	12	28	6	4	04980		51.18
4,99	64	12	28	6	4	04990		51.18
5,00	64	12	28	6	4	05000		51.18
5,01	64	12	28	6	4	05010		51.18
5,02	64	12	28	6	4	05020		51.18
5,03	64	12	28	6	4	05030		51.18
5,04 - 5,96	64	12	28	6	4	xxxxx	1)	59.80
5,97	64	12	28	6	4	05970		52.04
5,98	64	12	28	6	4	05980		52.04
5,99	64	12	28	6	4	05990		52.04
6,00	64	12	28	6	4	06000		52.04
6,01	64	12	28	6	4	06010		52.04
6,02	64	12	28	6	4	06020		52.04
6,03	64	12	28	6	4	06030		52.04
6,04 - 6,05	64	12	28	6	4	xxxxx	1)	60.32
6,06 - 7,96	70	16	34	8	6	xxxxx	1)	64.53
7,97	70	16	34	8	6	07970		54.60
7,98	70	16	34	8	6	07980		54.60
7,99	70	16	34	8	6	07990		54.60
8,00	70	16	34	8	6	08000		54.60
8,01	70	16	34	8	6	08010		54.60
8,02	70	16	34	8	6	08020		54.60
8,03	70	16	34	8	6	08030		54.60
8,04 - 8,05	70	16	34	8	6	xxxxx	1)	64.53
8,06 - 9,96	80	16	40	10	6	xxxxx	1)	82.01
9,97	80	16	40	10	6	09970		79.54
9,98	80	16	40	10	6	09980		79.54
9,99	80	16	40	10	6	09990		79.54
10,00	80	16	40	10	6	10000		79.54
10,01	80	16	40	10	6	10010		79.54
10,02	80	16	40	10	6	10020		79.54
10,03	80	16	40	10	6	10030		79.54
10,04 - 10,05	80	16	40	10	6	xxxxx	1)	82.01
10,06 - 11,96	90	20	45	12	6	xxxxx	1)	124.32
11,97	90	20	45	12	6	11970		106.21
11,98	90	20	45	12	6	11980		106.21
11,99	90	20	45	12	6	11990		106.21
12,00	90	20	45	12	6	12000		106.21
12,01	90	20	45	12	6	12010		106.21
12,02	90	20	45	12	6	12020		106.21
12,03	90	20	45	12	6	12030		106.21
12,04 - 12,05	90	20	45	12	6	xxxxx	1)	124.32
12,06 - 14,05	90	20	45	14	6	xxxxx	1)	144.42
14,06 - 15,96	93	20	48	16	6	xxxxx	1)	167.16
15,97 - 16,05	93	20	48	16	8	xxxxx	1)	188.69
16,06 - 18,05	100	20	52	18	8	xxxxx	1)	200.13
18,06 - 20,05	102	20	52	20	8	xxxxx	1)	216.82

P	●
M	●
K	●
N	○
S	○
H	○
O	

1) Not available ex stock, articles are non-returnable and cannot be exchanged / Delivery time 25 working days

Customer Service Centre
Freephone: 0800 073 2 073 / Freefax: 0800 073 2 074

Ordering via the Online Shop
http://cuttingtools.ceratizit.com

Machine reamers, similar to DIN 8093-A / -B

▲ extremely irregular pitch

N

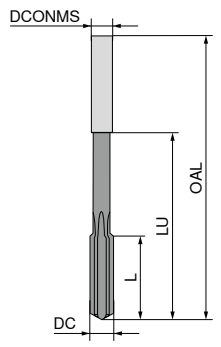

Left Hand Helix
Solid carbide

straight flute
Solid carbide

DC h7 mm	OAL mm	L mm	LU mm	DCONMS h7 mm	ZEFP	40 410 ...	£	40 400 ...	£
2.0	49	11	31	2.0	4	020	15.97	020	15.97
2.1	49	11	31	2.0	4	021	19.18	021	19.18
2.2	53	12	35	2.2	4	022	19.18	022	19.18
2.3	53	12	35	2.2	4	023	19.18	023	19.18
2.4	57	14	34	2.5	4	024	19.18	024	19.18
2.5	57	14	34	2.5	4	025	17.12	025	17.12
2.6	57	14	34	2.5	4	026	20.55	026	20.55
2.7	61	15	36	3.0	4	027	20.55	027	20.55
2.8	61	15	36	3.0	4	028	20.55	028	20.55
2.9	61	15	36	3.0	4	029	20.55	029	20.55
3.0	61	15	36	3.0	4	030	18.39	030	18.39
3.1	61	15	36	3.0	4	031	22.10	031	22.10
3.2	70	18	40	3.5	4	032	22.10	032	22.10
3.3	70	18	40	3.5	4	033	22.10	033	22.10
3.4	70	18	40	3.5	4	034	22.10	034	22.10
3.5	70	18	40	3.5	4	035	21.04	035	21.04
3.6	70	18	40	3.5	4	036	25.24	036	25.24
3.7	70	18	40	3.5	4	037	25.24	037	25.24
3.8	75	19	43	4.0	4	038	25.24	038	25.24
3.9	75	19	43	4.0	4	039	25.24	039	25.24
4.0	75	19	43	4.0	4	040	22.64	040	22.64
4.1	75	19	43	4.0	4	041	27.15	041	27.15
4.2	75	19	43	4.0	4	042	27.15	042	27.15
4.3	75	21	42	4.5	4	043	27.15	043	27.15
4.4	75	21	42	4.5	4	044	27.15	044	27.15
4.5	75	21	42	4.5	4	045	24.61	045	24.61
4.6	75	21	42	4.5	4	046	29.54	046	29.54
4.7	75	21	42	4.5	4	047	29.54	047	29.54
4.8	86	23	52	5.0	4	048	29.54	048	29.54
4.9	86	23	52	5.0	4	049	29.54	049	29.54
5.0	86	23	52	5.0	4	050	27.81	050	27.81
5.1	86	23	52	5.0	4	051	32.00	051	32.00
5.2	86	23	52	5.0	4	052	32.00	052	32.00
5.3	86	23	52	5.0	6	053	32.00	053	32.00
5.4	93	26	57	5.6	6	054	32.00	054	32.00
5.5	93	26	57	5.6	6	055	29.44	055	29.44
5.6	93	26	57	5.6	6	056	33.82	056	33.82
5.7	93	26	57	5.6	6	057	33.82	057	33.82
5.8	93	26	57	5.6	6	058	33.82	058	33.82
5.9	93	26	57	5.6	6	059	33.82	059	33.82
6.0	93	26	57	5.6	6	060	35.21	060	35.21
6.1	93	26	57	5.6	6	061	40.47	061	40.47
6.2	93	26	57	5.6	6	062	40.47	062	40.47
6.3	101	28	63	6.3	6	063	40.47	063	40.47
6.4	101	28	63	6.3	6	064	40.47	064	40.47
6.5	101	28	63	6.3	6	065	39.52	065	39.52
6.6	101	28	63	6.3	6	066	45.44	066	45.44
6.7	101	28	63	6.3	6	067	45.44	067	45.44
6.8	109	31	69	7.1	6	068	45.44	068	45.44
6.9	109	31	69	7.1	6	069	45.44	069	45.44
7.0	109	31	69	7.1	6	070	44.12	070	44.12
7.1	109	31	69	7.1	6	071	50.74	071	50.74
7.2	109	31	69	7.1	6	072	50.74	072	50.74
7.3	109	31	69	7.1	6	073	50.74	073	50.74
7.4	109	31	69	7.1	6	074	50.74	074	50.74
7.5	109	31	69	7.1	6	075	47.70	075	47.70
7.6	117	33	75	8.0	6	076	54.84	076	54.84
7.7	117	33	75	8.0	6	077	54.84	077	54.84
7.8	117	33	75	8.0	6	078	54.84	078	54.84
7.9	117	33	75	8.0	6	079	54.84	079	54.84
8.0	117	33	75	8.0	6	080	50.78	080	50.78
8.1	117	33	75	8.0	6	081	55.86	081	55.86
8.2	117	33	75	8.0	6	082	55.86	082	55.86
8.3	117	33	75	8.0	6	083	55.86	083	55.86
8.4	117	33	75	8.0	6	084	55.86	084	55.86
8.5	117	33	75	8.0	6	085	55.06	085	55.06
8.6	125	36	81	9.0	6	086	60.55	086	60.55
8.7	125	36	81	9.0	6	087	60.55	087	60.55
8.8	125	36	81	9.0	6	088	60.55	088	60.55
8.9	125	36	81	9.0	6	089	60.55	089	60.55
9.0	125	36	81	9.0	6	090	59.04	090	59.04
9.1	125	36	81	9.0	6	091	64.92	091	64.92
9.2	125	36	81	9.0	6	092	64.92	092	64.92
9.3	125	36	81	9.0	6	093	64.92	093	64.92
9.4	125	36	81	9.0	6	094	64.92	094	64.92
9.5	125	36	81	9.0	6	095	63.31	095	63.31
9.6	133	38	87	10.0	6	096	69.63	096	69.63
9.7	133	38	87	10.0	6	097	69.63	097	69.63
9.8	133	38	87	10.0	6	098	69.63	098	69.63
9.9	133	38	87	10.0	6	099	69.63	099	69.63
10.0	133	38	87	10.0	6	100	68.12	100	68.12
10.1	133	38	87	10.0	6	101	74.94	101	74.94
10.2	133	38	87	10.0	6	102	74.94	102	74.94
10.3	133	38	87	10.0	6	103	74.94	103	74.94
10.4	133	38	87	10.0	6	104	74.94	104	74.94
10.5	133	38	87	10.0	6	105	71.20	105	71.20
10.6	133	38	87	10.0	6	106	78.33	106	78.33
10.7	142	41	96	10.0	6	107	78.33	107	78.33
10.8	142	41	96	10.0	6	108	78.33	108	78.33
10.9	142	41	96	10.0	6	109	78.33	109	78.33
11.0	142	41		10.0	6	110	77.17	110	77.17
11.1	142	41		10.0	6	111	84.88	111	84.88
11.2	142	41		10.0	6	112	84.88	112	84.88
11.3	142	41		10.0	6	113	84.88	113	84.88
11.4	142	41		10.0	6	114	84.88	114	84.88
11.5	142	41		10.0	6	115	81.86	115	81.86
11.6	142	41		10.0	6	116	90.08	116	90.08
11.7	142	41		10.0	6	117	90.08	117	90.08
11.8	142	41		10.0	6	118	90.08	118	90.08
11.9	151	44		10.0	6	119	90.08	119	90.08
12.0	151	44		10.0	6	120	88.73	120	88.73
P								●	●
M								○	○
K								○	○
N								●	●
S								○	○
H									
O									

Insert countersink 90°

Supply details:

Indexable insert countersink including clamping screws

KOMET \ Performance

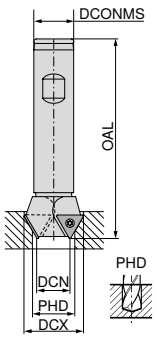

NEW

WPS

DCX mm	DCN mm	PHD mm	ZEFP	DCONMS mm	OAL mm	Insert	30 196 ...	£
19	7	9.5	2	16	100	TOHX 090204	19000	50.00
23	11	12.0	2	16	100	TOHX 090204	23000	50.00
26	11	12.0	1	16	100	TOHX 090204	26000	50.00
30	12	13.0	2	20	100	TOHX 140305	30000	50.00
34	16	17.0	2	20	100	TOHX 140305	34000	50.00
37	19	20.0	2	20	100	TOHX 140305	37000	50.00

TORX® Screws

Key D

Spare parts Insert		£	62 950 ...		£	80 950 ...
TOHX 090204	M2,6x6,2 - 08IP	2.34	09900	T08 - IP	7.79	125
TOHX 140305	M3,5x7,3 - 10IP	2.34	12600	T10 - IP	8.84	127

Insert countersink 60°

Supply details:

Indexable insert countersink including clamping screws

KOMET \ Performance

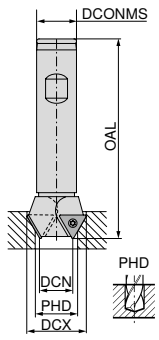

NEW

WPS

DCX mm	DCN mm	PHD mm	ZEFP	DCONMS mm	OAL mm	Insert	30 197 ...	£
16.5	8.1	8.5	1	16	100	TOHX 090204	16500	50.00
20.0	11.6	12.0	2	16	100	TOHX 090204	20000	50.00
22.0	13.6	14.0	2	16	100	TOHX 090204	22000	50.00
23.5	15.1	15.5	2	16	100	TOHX 090204	23500	50.00
25.5	17.1	17.5	2	16	100	TOHX 090204	25500	50.00

TORX® Screws

Key D

Spare parts Insert		£	62 950 ...		£	80 950 ...
TOHX 090204	M2,6x6,2 - 08IP	2.34	09900	T08 - IP	7.79	125
TOHX 090204	M2,6x5,2 - 08IP	2.34	12000	T08 - IP	7.79	125

TOHX

Designation	L mm	S mm	D1 mm	IC mm
TOHX 06T1..	6.50	1.80	2.2	4.0
TOHX 0902..	9.12	2.50	2.8	5.6
TOHX 1403..	13.62	3.00	3.8	8.2

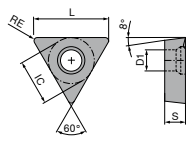

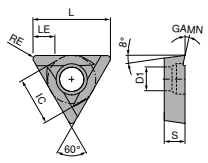

TOHX

KOMET \ Performance

NEW

-U877

K10

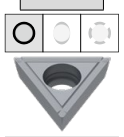

F

NEW

-G12

K10

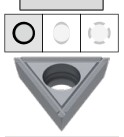

F

NEW

-U877

BK8425

F

NEW

-G06

BK8425

F

NEW

-G12

BK8425

F

ISO	RE mm	62 604 ...	£	62 603 ...	£	62 604 ...	£	62 602 ...	£	62 603 ...	£
06T103EL	0.3									30200	9.00
090204EL	0.4									31800	10.00
090204EN	0.4	51400	9.00			31400	10.00			31400	11.00
090204FN	0.4			51600	9.00						
140304EL	0.4									32600	12.00
140305EN	0.5							33000	12.00		
140305FN	0.5			52800	10.00						
P						●		●		●	
M						●		●		●	
K						●		●		●	
N		●		●							
S		●		●		●		●		●	
H						○		○		○	
O		●		●							

CERATIZIT Group

With passion and pioneering spirit for carbide

CERATIZIT has been a pioneer in the field of demanding carbide solutions for machining and wear protection for more than 95 years, controlling the entire value chain from powder to the finished end product.
With exclusive access to the highest quality carbide raw materials, CERATIZIT offers more than 130 carbide grades and as a full-range supplier manufactures highly specialized cutting tools, indexable inserts, rods made of hard materials and wear parts.
The goal remains the same: CERATIZIT provides competitive advantages – through new technological standards, innovative materials and coatings as well as unique carbide products.

Customer Service Centre
Freephone: 0800 073 2 073 / Freefax: 0800 073 2 074

Ordering via the Online Shop
http://cuttingtools.ceratizit.com

Through hole – Machine taps, right hand

M | Stabil

WNT \ Performance

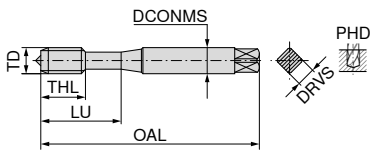

DIN 371 with reinforced shank

	UNI	VA
	B 4–5	B 4–5
	ISO 2 6H	ISO 2 6H
	nitr. + vap.	nitr.

	HSS-E	HSS-E
	◁ 0° ≤ 1100 N/mm² ≤ 4xD	◁ 0° ≤ 900 N/mm² ≤ 4xD

TD mm	TP mm	OAL mm	DCONMS mm	DRVS mm	PHD mm	THL mm	LU mm	Flutes	22 501 ...	£	22 056 ...	£
M1	0.25	40	2.5	2.1	0.75	5	5	2	010 [1]	88.80		
M1,2	0.25	40	2.5	2.1	0.95	5	5	2	012 [1]	85.51		
M1,4	0.30	40	2.5	2.1	1.10	7	7	3	014 [1]	76.09		
M1,6	0.35	40	2.5	2.1	1.25	8	11	3	016	53.96		
M1,7	0.35	40	2.5	2.1	1.35	6	11	2	017	82.65		
M1,8	0.35	40	2.5	2.1	1.45	6	11	2	018	114.58		
M2	0.40	45	2.8	2.1	1.60	7	12	3	020	39.70		
M2	0.40	45	2.8	2.1	1.60	7	12	2			020	30.62
M2,2	0.45	45	2.8	2.1	1.75	7	12	2	022	41.12		
M2,5	0.45	50	2.8	2.1	2.05	9	14	2	025	38.74	025	29.45
M3	0.50	56	3.5	2.7	2.50	11	18	3	030	25.74	030	24.20
M3,5	0.60	56	4.0	3.0	2.90	12	20	3	035	31.74	035	33.94
M4	0.70	63	4.5	3.4	3.30	13	21	3	040	22.71	040	25.38
M5	0.80	70	6.0	4.9	4.20	15	25	3	050	23.81	050	26.86
M6	1.00	80	6.0	4.9	5.00	17	30	3	060	23.81	060	28.06
M7	1.00	80	7.0	5.5	6.00	17	30	3	070	38.36		
M8	1.25	90	8.0	6.2	6.80	20	35	3	080	28.19	080	30.54
M10	1.50	100	10.0	8.0	8.50	22	39	3	100	33.82	100	37.35
M12	1.75	110	12.0	9.0	10.20	24	44	3	120	46.89		

1) Tol. ISO 1 4H ≤ M1.4

Blind hole – Machine taps, right hand

M | Salo-Rex

WNT \ Performance

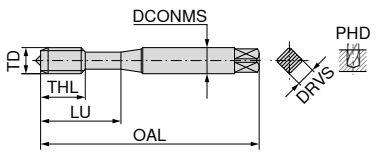

DIN 371 with reinforced shank

	UNI	VA
	C 2–3	C 2–3
	ISO 2 6H	ISO 2 6H
	vap.	vap.

	HSS-E	HSS-E
	◁ 42° ≤ 1100 N/mm² ≤ 3xD	◁ 42° ≤ 900 N/mm² ≤ 3xD

TD mm	TP mm	OAL mm	DCONMS mm	DRVS mm	PHD mm	THL mm	LU mm	Flutes	22 518 ...	£	22 090 ...	£
M2	0.40	45	2.8	2.1	1.60	4.0	12	2	020	30.98	020	46.56
M2,2	0.45	45	2.8	2.1	1.75	4.5	12	2	022	34.90		
M2,3	0.40	45	2.8	2.1	1.90	4.5	12	2	023	37.84		
M2,5	0.45	50	2.8	2.1	2.05	5.0	15	2	025	29.05	025	37.48
M2,6	0.45	50	2.8	2.1	2.15	5.0	15	2	026	35.90		
M3	0.50	56	3.5	2.7	2.50	6.0	18	3	030	26.50	030	28.06
M3,5	0.60	56	4.0	3.0	2.90	7.0	20	3	035	28.44		
M4	0.70	63	4.5	3.4	3.30	7.0	21	3	040	26.98	040	29.05
M5	0.80	70	6.0	4.9	4.20	8.0	25	3	050	26.94	050	29.42
M6	1.00	80	6.0	4.9	5.00	10.0	30	3	060	28.06	060	29.34
M7	1.00	80	7.0	5.5	6.00	10.0	30	3	070	42.83		
M8	1.25	90	8.0	6.2	6.80	14.0	35	3	080	31.86	080	34.25
M10	1.50	100	10.0	8.0	8.50	16.0	39	3	100	39.05	100	41.85
M12	1.75	110	12.0	9.0	10.20	18.0	44	3	120	44.67		

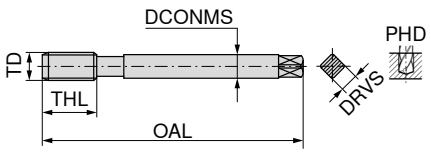

DIN 376 with reduced shank

	UNI	VA
	B 4–5	B 4–5
	ISO 2 6H	ISO 2 6H
	nitr. + vap.	nitr.

	HSS-E	HSS-E
	◁ 0° ≤ 1100 N/mm² ≤ 4xD	◁ 0° ≤ 900 N/mm² ≤ 4xD

TD mm	TP mm	OAL mm	DCONMS mm	DRVS mm	PHD mm	THL mm	Flutes	22 502 ...	£	22 057 ...	£
M3	0.50	56	2.2		2.5	11	3	030	52.17		
M4	0.70	63	2.8	2.1	3.3	13	3	040	34.72		
M5	0.80	70	3.5	2.7	4.2	15	3	050	32.61		
M6	1.00	80	4.5	3.4	5.0	17	3	060	32.75		
M8	1.25	90	6.0	4.9	6.8	20	3	080	36.32		
M10	1.50	100	7.0	5.5	8.5	22	3	100	42.62		
M12	1.75	110	9.0	7.0	10.2	24	3	120	41.98	120	47.30
M14	2.00	110	11.0	9.0	12.0	26	3	140	53.09	140	65.39
M16	2.00	110	12.0	9.0	14.0	27	3	160	58.90	160	66.91
M18	2.50	125	14.0	11.0	15.5	30	3	180	110.45	180	163.86
M20	2.50	140	16.0	12.0	17.5	32	3	200	87.63	200	97.56
M22	2.50	140	18.0	14.5	19.5	32	3	220	148.53	220	257.06
M24	3.00	160	18.0	14.5	21.0	34	3	240	117.13	240	134.10
M27	3.00	160	20.0	16.0	24.0	36	3	270	167.90	270	281.23
M30	3.50	180	22.0	18.0	26.5	40	4	300	190.61	300	216.59
M33	3.50	180	25.0	20.0	29.5	40	4	330	475.14		
M36	4.00	200	28.0	22.0	32.0	50	4	360	547.03		
M42	4.50	200	32.0	24.0	37.5	56	4	420	1,038.94		
M48	5.00	250	36.0	29.0	43.0	65	4	480	1,097.34		

P	12	8
M	7	6
K	12	
N		
S		
H		
O		

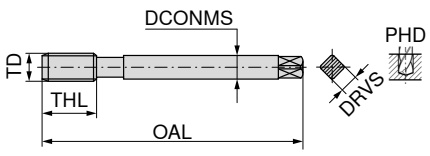

DIN 376 with reduced shank

	UNI	VA
	C 2–3	C 2–3
	ISO 2 6H	ISO 2 6H
	vap.	vap.

	HSS-E	HSS-E
	◁ 42° ≤ 1100 N/mm² ≤ 3xD	◁ 42° ≤ 900 N/mm² ≤ 3xD

TD mm	TP mm	OAL mm	DCONMS mm	DRVS mm	PHD mm	THL mm	Flutes	22 519 ...	£	22 091 ...	£
M3	0.50	56	2.2		2.5	6	3	030	43.98		
M4	0.70	63	2.8	2.1	3.3	7	3	040	41.98		
M5	0.80	70	3.5	2.7	4.2	8	3	050	31.74		
M6	1.00	80	4.5	3.4	5.0	10	3	060	32.95		
M8	1.25	90	6.0	4.9	6.8	14	3	080	36.52		
M10	1.50	100	7.0	5.5	8.5	16	3	100	46.50		
M12	1.75	110	9.0	7.0	10.2	18	3	120	48.94		
M12	1.75	110	9.0	7.0	10.2	18	4			120	51.74
M14	2.00	110	11.0	9.0	12.0	20	3	140	62.73		
M14	2.00	110	11.0	9.0	12.0	20	4			140	76.16
M16	2.00	110	12.0	9.0	14.0	22	3	160	69.06		
M16	2.00	110	12.0	9.0	14.0	22	4			160	73.34
M18	2.50	125	14.0	11.0	15.5	25	3	180	99.82		
M20	2.50	140	16.0	12.0	17.5	25	3	200	103.48		
M20	2.50	140	16.0	12.0	17.5	25	4			200	109.58
M22	2.50	140	18.0	14.5	19.5	27	4	220	148.53		
M22	2.50	140	18.0	14.5	19.5	27	5			220	234.99
M24	3.00	160	18.0	14.5	21.0	30	4	240	130.91		
M24	3.00	160	18.0	14.5	21.0	30	5			240	139.11
M27	3.00	160	20.0	16.0	24.0	30	4	270	171.93		
M30	3.50	180	22.0	18.0	26.5	35	4	300	220.74		
M30	3.50	180	22.0	18.0	26.5	35	5			300	294.32
M33	3.50	180	25.0	20.0	29.5	35	4	330	433.79		
M36	4.00	200	28.0	22.0	32.0	40	4	360	358.99		

P	12	8
M	7	6
K	12	
N		
S		
H		
O		

Through hole / Blind hole – Machine thread formers, right hand

M | Spanlos

WNT \ Performance

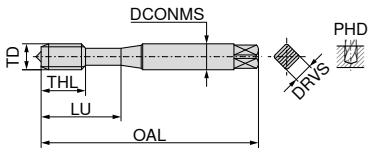

DIN 2174 with reinforced shank

	EC	EC SN
	C 2–3	C 2–3
	ISO 2X 6HX	ISO 2X 6HX
	TiN	TiN

	HSS-E	HSS-E
	≤ 1100 N/mm² ≤ 1,5xD	≤ 1100 N/mm² ≤ 3xD

TD mm	TP mm	OAL mm	DCONMS mm	DRVS mm	PHD mm	THL mm	LU mm	Flutes	22 100 ...	£	22 105 ...	£
M1	0.25	40	2.5	2.1	0.90	5	6.5		010 1)	67.23		
M1,2	0.25	40	2.5	2.1	1.10	5	6.5		012 1)	61.66		
M1,4	0.30	40	2.5	2.1	1.28	6	9.0		014 1)	58.07		
M1,6	0.35	40	2.5	2.1	1.47	6	9.0		016	56.50		
M1,7	0.35	40	2.5	2.1	1.57	6	9.0		017	58.07		
M2	0.40	45	2.8	2.1	1.85	7	10.0		020	37.72		
M2	0.40	45	2.8	2.1	1.85	7	10.0	3			020	44.31
M2,5	0.45	50	2.8	2.1	2.33	9	14.0		025	38.19		
M2,5	0.45	50	2.8	2.1	2.33	9	14.0	3			025	41.30
M2,6	0.45	50	2.8	2.1	2.43	9	14.0		026	40.15		
M3	0.50	56	3.5	2.7	2.80	11	18.0		030	34.78		
M3	0.50	56	3.5	2.7	2.80	11	18.0	3			030	38.20
M3,5	0.60	56	4.0	3.0	3.25	12	20.0		035	33.40		
M3,5	0.60	56	4.0	3.0	3.25	12	20.0	3			035	41.30
M4	0.70	63	4.5	3.4	3.70	13	21.0		040	35.64		
M4	0.70	63	4.5	3.4	3.70	13	21.0	4			040	39.67
M5	0.80	70	6.0	4.9	4.65	15	25.0		050	37.34		
M5	0.80	70	6.0	4.9	4.65	15	25.0	5			050	41.00
M6	1.00	80	6.0	4.9	5.60	17	30.0		060	42.83		
M6	1.00	80	6.0	4.9	5.60	17	30.0	4			060	46.86
M8	1.25	90	8.0	6.2	7.40	20	35.0		080	47.10		
M8	1.25	90	8.0	6.2	7.45	20	35.0	5			080	51.74
M10	1.50	100	10.0	8.0	9.35	22	39.0	6			100	64.56
M10	1.50	100	10.0	8.0	9.35	22	39.0		100	59.45		

1) Tol. ISO 1X 4HX ≤ M1.4

	EC	EC SN
	C 2–3	C 2–3
	ISO 2X 6HX	ISO 2X 6HX
	TiN	TiN

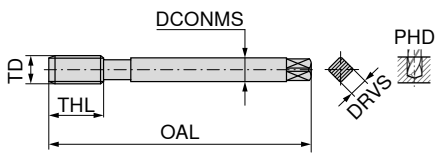

DIN 2174 with reduced shank

	HSS-E	HSS-E
	≤ 1100 N/mm² ≤ 1,5xD	≤ 1100 N/mm² ≤ 3xD

TD mm	TP mm	OAL mm	DCONMS mm	DRVS mm	PHD mm	THL mm	Flutes	22 101 ...	£	22 106 ...	£
M12	1.75	110	9	7	11.25	24		120	72.98		
M12	1.75	110	9	7	11.25	24	6			120	88.97
M14	2.00	110	11	9	13.10	26	5			140	155.23
M16	2.00	110	12	9	15.10	27	7			160	130.33
M16	2.00	110	12	9	15.10	27		160	109.54		

P	18	18
M	10	10
K	10	10
N	22	22
S		
H		
O		

Through hole – Machine taps, right hand

M

WNT \ Standard

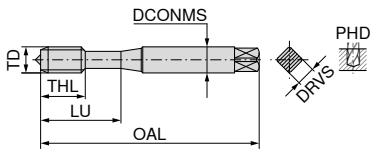

DIN 371 with reinforced shank

	UNI	VA
	B 4–5	B 4–5
	ISO 2 6H	ISO 2 6H
	TiN	nitr.

	POWDERSTEEL HSS-PM	POWDERSTEEL HSS-PM
	◁ 0° ≤ 1000 N/mm² ≤ 3xD	◁ 0° ≤ 1200 N/mm² ≤ 3xD

TD mm	TP mm	OAL mm	DCONMS mm	DRVS mm	PHD mm	THL mm	LU mm	Flutes	23 010 ...	£	23 450 ...	£
M2	0.40	45	2.8	2.1	1.6	4	13.5	2	020	8.19		
M3	0.50	56	3.5	2.7	2.5	11	18.0	3	030	10.29	030	9.60
M4	0.70	63	4.5	3.4	3.3	13	21.0	3	040	9.39	040	9.68
M5	0.80	70	6.0	4.9	4.2	15	25.0	3	050	10.50	050	10.50
M6	1.00	80	6.0	4.9	5.0	17	30.0	3	060	12.59	060	10.58
M8	1.25	90	8.0	6.2	6.8	20	35.0	3	080	13.97	080	11.89
M10	1.50	100	10.0	8.0	8.5	22	39.0	3	100	18.48	100	13.49

	UNI	VA
	B 4–5	B 4–5
	ISO 2 6H	ISO 2 6H
	TiN	nitr.

	POWDERSTEEL HSS-PM	POWDERSTEEL HSS-PM
	◁ 0° ≤ 1000 N/mm² ≤ 3xD	◁ 0° ≤ 1200 N/mm² ≤ 3xD

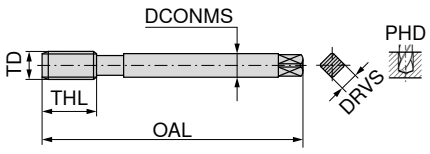

DIN 376 with reduced shank

TD mm	TP mm	OAL mm	DCONMS mm	DRVS mm	PHD mm	THL mm	Flutes	23 021 ...	£	23 451 ...	£
M12	1.75	110	9	7	10.2	24	3	120	22.07	120	24.07
M14	2.00	110	11	9	12.0	26	3			140	31.87
M14	2.00	110	11	9	12.0	20	4	140	33.46		
M16	2.00	110	12	9	14.0	27	3	160	31.07	160	33.67
M18	2.50	125	14	11	15.5	25	4	180	54.43		
M20	2.50	140	16	12	17.5	32	3	200	56.24	200	50.34

P	15	8
M	9	6
K	18	
N	12	22
S		
H		
O		

Customer Service Centre
Freephone: 0800 073 2 073 / Freefax: 0800 073 2 074

Ordering via the Online Shop
http://cuttingtools.ceratizit.com

Blind hole – Machine taps, right hand

M

WNT \ Standard

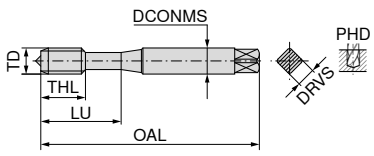

DIN 371 with reinforced shank



	UNI	VA	VA
	POWDERSTEEL	POWDERSTEEL	POWDERSTEEL
	HSS-PM	HSS-PM	HSS-PM
	◁ 50°	◁ 40°	◁ 40°
	≤ 1000 N/mm²	≤ 1200 N/mm²	≤ 1200 N/mm²
	≤ 2,5xD	≤ 2,5xD	≤ 2,5xD

TD mm	TP mm	OAL mm	DCONMS mm	DRVS mm	PHD mm	THL mm	LU mm	Flutes	23 026 ...	£	23 426 ...	£	23 456 ...	£
M3	0.50	56	3.5	2.7	2.5	6	18	3	030	11.68	030	10.50	030	11.68
M4	0.70	63	4.5	3.4	3.3	7	21	3	040	11.68	040	10.58	040	12.79
M5	0.80	70	6.0	4.9	4.2	8	25	3	050	12.59	050	10.89	050	12.99
M6	1.00	80	6.0	4.9	5.0	10	30	3	060	14.58	060	11.08	060	16.68
M8	1.25	90	8.0	6.2	6.8	14	35	3	080	17.29	080	12.99	080	17.88
M10	1.50	100	10.0	8.0	8.5	16	39	3	100	21.78	100	15.58	100	24.67

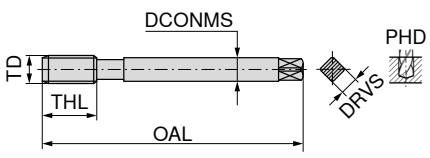

DIN 376 with reduced shank

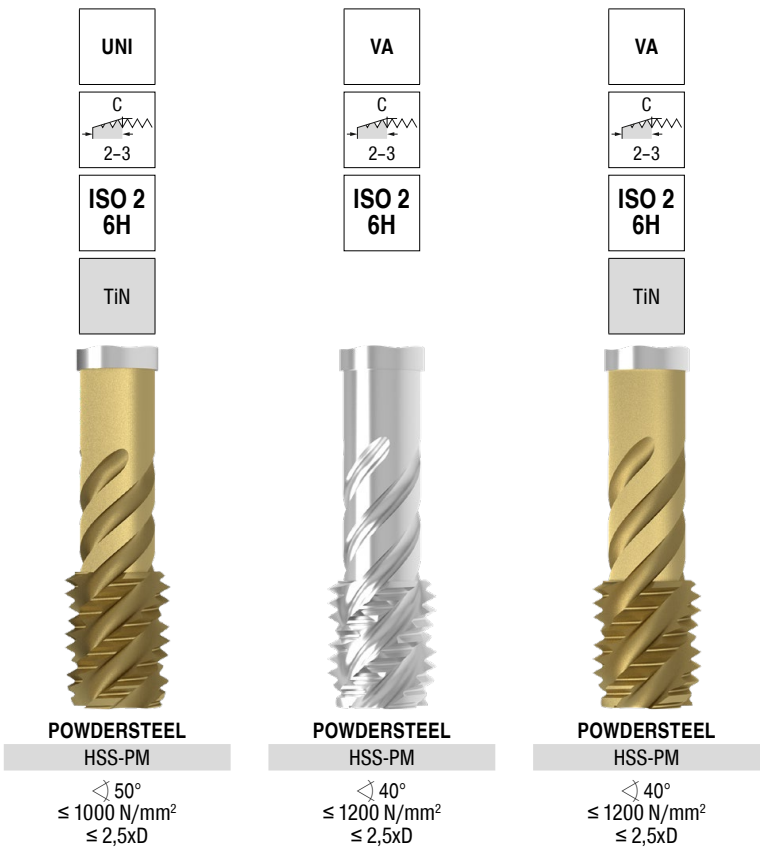

	UNI	VA	VA
	POWDERSTEEL	POWDERSTEEL	POWDERSTEEL
	HSS-PM	HSS-PM	HSS-PM
	◁ 50°	◁ 40°	◁ 40°
	≤ 1000 N/mm²	≤ 1200 N/mm²	≤ 1200 N/mm²
	≤ 2,5xD	≤ 2,5xD	≤ 2,5xD

TD mm	TP mm	OAL mm	DCONMS mm	DRVS mm	PHD mm	THL mm	Flutes	23 027 ...	£	23 427 ...	£	23 457 ...	£
M12	1.75	110	9	7.0	10.2	18	4	120	25.76				
M12	1.75	110	9	7.0	10.2	18	3			120	25.76	120	35.36
M14	2.00	110	11	9.0	12.0	20	4	140	37.06	140	33.97		
M16	2.00	110	12	9.0	14.0	22	4	160	37.06				
M16	2.00	110	12	9.0	14.0	22	3			160	36.96	160	44.45
M20	2.50	140	16	12.0	17.5	25	3	200	42.46	200	55.04	200	88.29
M24	3.00	160	18	14.5	21.0	30	4			240	69.62		
P								15		8		10	
M								9		6		8	
K								18					
N								12		22		24	
S													
H													
O													

High product availability thanks to state-of-the-art logistics

Why own stock? We take care of that for you! With the cutting-edge logistics center of the cutting tools industry, we guarantee that your order will be delivered promptly.

Thread milling cutter

▲ Profile corrected
▲ Hard machining to Ø DC = 4 mm possible

SGF | IR/IL | ≤ 2xD | 60° | M

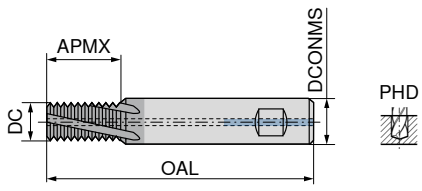

Ti500

WNT \ Standard

HB Solid carbide

DC mm	Thread	TP mm	APMX mm	DCONMS h6 mm	OAL mm	ZEFP	PHD mm	54 800 ...	£
2.40	M3	0.50	6.5	4	42	2	2.50	030 1)	94.44
3.15	M4	0.70	9.0	6	55	3	3.30	040 2)	94.44
4.00	M5	0.80	11.0	6	55	3	4.20	050 2)	94.44
4.80	M6	1.00	13.0	6	55	3	5.00	060 2)	94.44
6.00	M8	1.25	18.0	6	60	3	6.75	080	99.14
8.00	M10	1.50	21.0	8	70	3	8.50	100	119.87
9.90	M12	1.75	26.0	10	75	4	10.25	120	144.92
11.60	M14	2.00	30.0	12	85	4	12.00	140	167.80
12.00	M16	2.00	34.0	12	85	4	14.00	160	175.42
14.00	M18	2.50	40.0	14	90	4	15.50	180	207.74
16.00	M20	2.50	42.0	16	90	4	17.50	200	215.73

P	●
M	●
K	●
N	●
S	●
H	●
O	●

1) DIN 6535 HA Shank / Without Through Coolant
2) Without Through Coolant

Thread milling cutter

▲ Profile corrected
▲ Hard machining to Ø DC = 4 mm possible

SGF | IR/IL | ≤ 2xD | 60° | MF

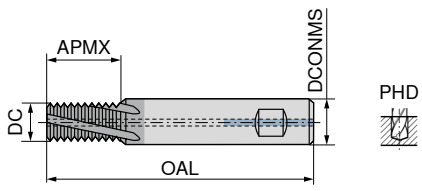

Ti500

WNT \ Standard

HB Solid carbide

DC mm	Thread	TP mm	APMX mm	DCONMS h6 mm	OAL mm	ZEFP	PHD mm	54 802 ...	£
4.0	M5	0.50	11	6	55	3	4.50	050 1)	94.44
4.8	M6	0.75	13	6	55	3	5.25	060 1)	94.44
6.0	M8	1.00	18	6	60	3	7.00	080	99.14
8.0	M10	1.25	21	8	70	3	8.75	100	119.87
9.9	M12	1.50	26	10	75	4	10.50	122	144.92
9.9	M12	1.00	26	10	75	4	11.00	120	144.92
9.9	M12	1.25	26	10	75	4	10.75	121	144.92
11.6	M14	1.50	30	12	85	4	12.50	141	167.80
11.6	M14	1.00	30	12	85	4	13.00	140	167.80
12.0	M16	1.50	34	12	85	4	14.50	160	175.42
14.0	M18	1.50	40	14	90	4	16.50	180	207.74
16.0	M20	1.50	42	16	90	4	18.50	200	215.73

P	●
M	●
K	●
N	●
S	●
H	●
O	●

1) DIN 6535 HA Shank / Without Through Coolant

Please Note: G, UNF, UNC, NPT, BSF, BSW, Pg, Tr and UN also available in the main catalogue.

Circular shank thread milling cutter

▲ Available on request from M1

SGF | IR/IL | ≤ 3xD | 60° | M

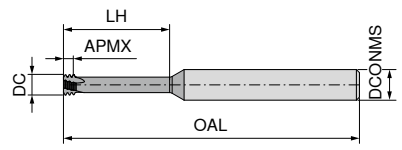

Ti600

WNT \ Performance

HA Solid carbide

DC mm	Thread	TP mm	OAL mm	APMX mm	LH mm	DCONMS h6 mm	ZEFP	50 802 ...	£
1.53	M2	0.40	39	0.80	6.0	3	3	02000	76.41
2.37	M3	0.50	58	1.35	9.5	6	3	03000	76.41
3.10	M4	0.70	58	1.95	12.5	6	3	04000	76.41
3.80	M5	0.80	58	2.30	16.0	6	3	05000	76.41
4.65	M6	1.00	58	2.70	20.0	6	3	06000	76.41
6.00	M8	1.25	58	3.20	24.0	6	3	08000	76.41
7.80	M10	1.50	64	3.80	31.5	8	3	10000	95.21
9.00	M12	1.75	73	4.55	37.8	10	3	12000	107.03

≤ 4xD | 60° | M

HA Solid carbide

DC mm	Thread	TP mm	OAL mm	APMX mm	LH mm	DCONMS h6 mm	ZEFP	50 803 ...	£
1.53	M2	0.40	39	1.00	10.4	3	3	02000	86.00
2.40	M3	0.50	39	1.30	12.5	3	3	03000	82.17
3.10	M4	0.70	58	1.80	16.7	6	3	04000	82.17
4.00	M5	0.80	58	2.10	20.8	6	3	05000	82.17
4.80	M6	1.00	58	2.55	25.0	6	3	06000	82.17
6.40	M8	1.25	64	3.15	33.5	8	3	08000	101.86
8.00	M10	1.50	76	3.85	41.5	8	3	10000	101.86

P	●
M	●
K	●
N	●
S	●
H	
O	●

We come full circle

Our recycling service

Our joint contribution for the good of the environment: we take back your carbide and process it appropriately. You receive a credit from us that you can redeem with your next tool purchase.



Customer Service Centre
Freephone: 0800 073 2 073 / Freefax: 0800 073 2 074

Ordering via the Online Shop
http://cuttingtools.ceratizit.com

Right hand external thread turning insert

- Full profile
- CCN7525 grade with sintered chip breaker for universal application

M | MF | 60°

WNT \ Performance

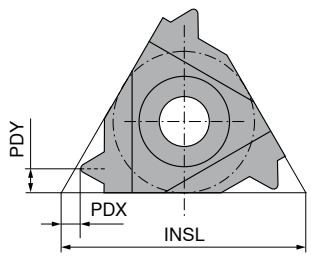

CWN1525



HCN2525



CCN7525



Designation	TP mm	INSL mm	PDX mm	PDY mm	ER 71 220 ...	£	ER 71 220 ...	£	ER 71 220 ...	£
16 ER 0,35	0.35	16	0.8	0.4			734	16.03		
16 ER 0,4	0.40	16	0.7	0.4			736	16.03		
16 ER 0,5	0.50	16	0.6	0.6	140	11.00	740	12.49	940	12.49
16 ER 0,7	0.70	16	0.6	0.6	141	12.18	741	12.89		
16 ER 0,75	0.75	16	0.6	0.6	142	11.44	742	12.49	942	12.49
16 ER 0,8	0.80	16	0.6	0.6	143	11.44	743	12.49	943	12.49
16 ER 1,0	1.00	16	0.7	0.7	144	10.68	744	12.18	944	12.18
16 ER 1,25	1.25	16	0.8	0.9	146	10.68	746	12.18	946	12.18
16 ER 1,5	1.50	16	0.8	1.0	148	10.68	748	12.18	948	12.18
16 ER 1,75	1.75	16	0.9	1.2	150	10.68	750	12.18		
16 ER 2,0	2.00	16	1.0	1.3	152	10.68	752	12.18	952	12.18
16 ER 2,5	2.50	16	1.1	1.5	154	10.68	754	12.18	954	12.18
16 ER 3,0	3.00	16	1.2	1.6	156	10.68	756	12.18	956	12.18
22 ER 3,5	3.50	22	1.6	2.3	170	16.67	770	18.34		
22 ER 4,0	4.00	22	1.6	2.3	172	17.39	772	19.34		
22 ER 4,5	4.50	22	1.7	2.4	174	18.76	774	20.43		
22 ER 5,0	5.00	22	1.7	2.5	176	18.76	776	20.43		
22 ER 5,5	5.50	22	1.7	2.6	178	18.76				
22 ER 6,0	6.00	22	1.9	2.7	180	18.76	780	20.43		

UN | UNC | UNEF | UNF | 60°







Designation	TPI 1/"	INSL mm	PDX mm	PDY mm	ER 71 264 ...	£	ER 71 264 ...	£	ER 71 264 ...	£
16 ER 8	8	16	1.1	1.5	174	17.07				
16 ER 8	8	16	1.1	1.1					974	18.34
16 ER 11	11	16	1.1	1.5	168	17.07				
16 ER 12	12	16	1.1	1.4	164	13.83	764	15.38		
16 ER 14	14	16	1.0	1.2	160	13.83	760	15.38		
16 ER 16	16	16	0.9	1.1	158	13.08	758	14.64	958	14.64
16 ER 18	18	16	0.8	1.0	156	13.83	756	15.38		
16 ER 20	20	16	0.8	0.9	154	13.08	754	14.64	954	14.64
16 ER 24	24	16	0.7	0.8	152	13.83	752	15.38		
16 ER 28	28	16	0.6	0.7			748	16.76		
16 ER 32	32	16	0.6	0.6			746	17.94		

P	●	○	●
M	○	●	●
K	●	○	●
N	●	○	
S		○	●
H		○	○
O	○		

X7-Line

Grade description

CTP X7 10/15

Degree of hardness

10	ISO 10
15	ISO 15
...	

Main application – material

P	Steel
M	Stainless steel
K	Cast iron
N	Light and non ferrous metals
S	Super alloys, titanium
H	Hard materials
X	**Universal application**

Application

1	Turning
2	Milling
3	Grooving
4	Drilling
5	Thread turning
6	Others
7	Multiple procedures*

Universal application range

P | M | K | N | S

*In future multiple procedures possible
turning | grooving | milling

Further information on the product can be found in the UP2DATE January 2020 catalogue on page 28-43

CNMG / DNMG / VNMG / WNMG

Designation	L mm	S mm	D1 mm	IC mm
CNMG 1204..	12.9	4.76	5.16	12.70
DNMG 1504..	15.5	4.76	5.16	12.70
DNMG 1506..	15.5	6.35	5.16	12.70
VNMG 1604..	16.6	4.76	3.81	9.52
WNMG 0804..	8.6	4.76	5.16	12.70

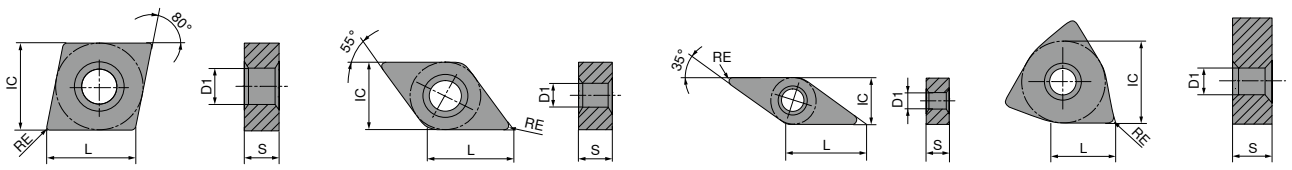

CNMG DNMG VNMG WNMG

CNMG

CERATIZIT \ Performance

-M34
CTPX710
DRAGONSKIN



ISO	RE mm	M 75 003 ...	£
120404EN	0.4	62800	7.70
120408EN	0.8	63000	7.70
120412EN	1.2	63200	7.70
120416EN	1.6	63400	7.70

P	●
M	●
K	
N	○
S	●
H	
O	

VNMG

CERATIZIT \ Performance

-M34
CTPX710
DRAGONSKIN

ISO	RE mm	M 75 009 ...	£
160404EN	0.4	61600	14.01
160408EN	0.8	61800	14.01
160412EN	1.2	62000	14.01

P	●
M	●
K	
N	○
S	●
H	
O	

DNMG

CERATIZIT \ Performance

-M34
CTPX710
DRAGONSKIN



ISO	RE mm	M 75 004 ...	£
150404EN	0.4	61600	11.05
150408EN	0.8	61800	11.05
150412EN	1.2	62000	11.05
150608EN	0.8	63000	12.11
150612EN	1.2	63200	12.11

P	●
M	●
K	
N	○
S	●
H	
O	

WNMG

CERATIZIT \ Performance

-M34
CTPX710
DRAGONSKIN

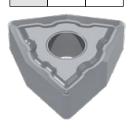

ISO	RE mm	M 75 008 ...	£
080408EN	0.8	61800	9.38
080412EN	1.2	62000	9.38

P	●
M	●
K	
N	○
S	●
H	
O	

Customer Service Centre
Freephone: 0800 073 2 073 / Freefax: 0800 073 2 074

Ordering via the Online Shop
http://cuttingtools.ceratizit.com

CCGT / DCGT / VCGT

Designation	L mm	S mm	D1 mm	IC mm
CCGT 0602..	6.40	2.38	2.8	6.35
CCGT 09T3..	9.70	3.97	4.4	9.52
CCGT 1204..	12.90	4.76	5.5	12.70
DCGT 0702..	7.75	2.38	2.8	6.35
DCGT 11T3..	11.60	3.97	4.4	9.52
VCGT 1103..	11.10	3.18	2.9	6.35
VCGT 1604..	16.60	4.76	4.4	9.52
VCGT 2205..	22.10	5.56	5.5	12.70

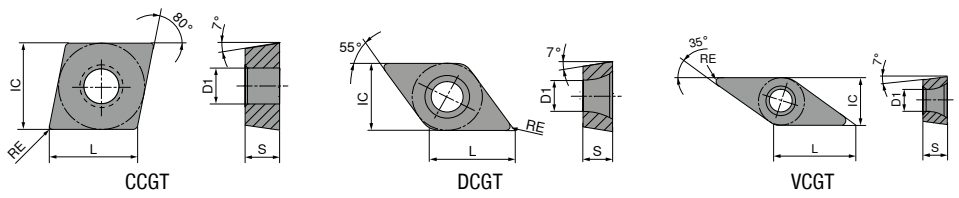

CCGT

CERATIZIT \ Performance

ISO	RE mm	-27 CTPX715 DRAGONSKIN M 70 254 ...	£	-25Q CTPX710 DRAGONSKIN M 70 248 ...	£	-25P CTPX710 DRAGONSKIN M 70 248 ...	£
060202FN	0.2	80200	8.89			70200	9.30
060204FN	0.4	80400	8.89	75400	11.23	70400	9.30
09T302FN	0.2	81400	9.14			71400	9.53
09T304FN	0.4	81600	9.14	76600	11.76	71600	9.53
09T308FN	0.8	81800	9.14	76800	11.76	71800	9.53
120402FN	0.2	82600	11.38				
120404FN	0.4	82800	11.38	77800	13.22	72800	12.17
120408FN	0.8	83000	11.38	78000	13.22	73000	12.17
P		●		●		●	
M		●		●		●	
K		○					
N		●		●		●	
S		●		●		●	
H							
O		○					

DCGT

CERATIZIT \ Performance

ISO	RE mm	-27 CTPX715 DRAGONSKIN M 70 260 ...	£	-25Q CTPX710 DRAGONSKIN M 70 263 ...	£	-25P CTPX710 DRAGONSKIN M 70 263 ...	£
070202FN	0.2	80200	8.08			70200	8.42
070204FN	0.4	80400	8.08			70400	8.42
11T302FN	0.2	81400	9.77			71400	10.17
11T304FL	0.4			75700	12.15		
11T304FN	0.4	81600	9.77	75600	12.15	71600	10.17
11T304FR	0.4			75800	12.15		
11T308FN	0.8	81800	9.77	76000	12.15	71800	10.17
P		●		●		●	
M		●		●		●	
K		○					
N		●		●		●	
S		●		●		●	
H							
O		○					

VCGT

CERATIZIT \ Performance

ISO	RE mm	-25P CTPX710 DRAGONSKIN M 70 282 ...	£	-27 CTPX715 DRAGONSKIN M 70 280 ...	£
110302FN	0.2	71400	12.41	81400	12.10
110304FN	0.4	71600	12.41	81600	12.10
160404FN	0.4	72800	15.38	82800	14.66
160408FN	0.8	73000	15.38	83000	14.66
160412FN	1.2	73200	15.38		
220530FN	3.0	75000	20.50		
P		●		●	
M		●		●	
K				○	
N		●		●	
S		●		●	
H					
O				○	

Machining without compromise

Dragonskin – new grades with the high-performance coating technology from CERATIZIT

Always the right solution for machining austenitic, stainless steels. In addition to the established CTPM125, two new grades now round off our product range: the more wear-resistant CTCM120 and the tougher CTCM130. Thanks to the Dragonskin coating, both grades are high performers and process-secure.



CTCM120

- Wear-resistant grade for austenitic steels
- High cutting speeds
- For a smooth cut

CTCM130

- Tough carbide grade for interrupted cuts
- Guaranteed process security
- For lower cutting speeds and unstable conditions

CNMG / DNMG / TNMG / VNMG / WNMG

Designation	L	S	D1	IC
	mm	mm	mm	mm
CNMG 1204..	12.9	4.76	5.16	12.70
DNMG 1104..	11.6	4.76	3.81	9.52
DNMG 1506..	15.5	6.35	5.16	12.70
TNMG 1604..	16.5	4.76	3.81	9.52
VNMG 1604..	16.6	4.76	3.81	9.52
WNMG 0604..	6.5	4.76	3.81	9.52
WNMG 0804..	8.6	4.76	5.16	12.70

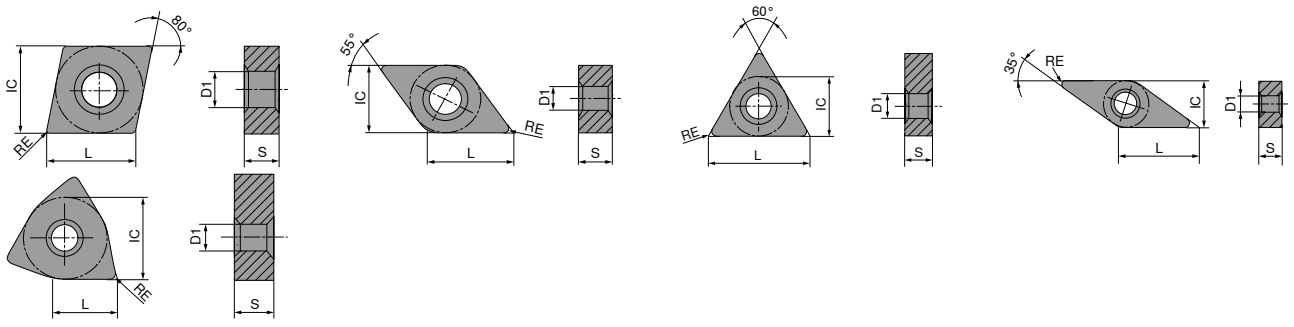

CNMG

CERATIZIT \ Performance

ISO	RE mm	-F30 CTCM120 F	£	-F30 CTCM130 F	£	-M30 CTCM120 M	£	-M30 CTCM130 M	£	-M60 CTCM120 M	£	-M60 CTCM130 M	£
		75 010 ...		75 010 ...		75 011 ...		75 011 ...		75 012 ...		75 012 ...	
120404EN	0.4	12800	8.18	32800	8.18								
120408EN	0.8	13000	8.18	33000	8.18	13000	8.18	33000	8.18	13000	8.18	33000	8.18
120412EN	1.2					13200	8.18	33200	8.18	13200	8.18	33200	8.18
120416EN	1.6					13400	8.18	33400	8.18	13400	8.18	33400	8.18
P		○		○		○		○		○		○	
M		●		●		●		●		●		●	
K													
N													
S				○				○				○	
H													
O													

DNMG

CERATIZIT \ Performance

ISO	RE mm	-F30 CTCM120 F	£	-F30 CTCM130 F	£	-M30 CTCM120 M	£	-M30 CTCM130 M	£	-M60 CTCM120 M	£	-M60 CTCM130 M	£
		75 013 ...		75 013 ...		75 014 ...		75 014 ...		75 015 ...		75 015 ...	
110404EN	0.4	10400	8.72	30400	8.72								
110408EN	0.8	10600	8.72	30600	8.72	10600	8.72	30600	8.72				
110412EN	1.2					10800	8.72	30800	8.72				
150604EN	0.4	12800	11.46	32800	11.46								
150608EN	0.8	13000	11.46	33000	11.46	13000	11.46	33000	11.46	13000	11.46	33000	11.46
150612EN	1.2					13200	11.46	33200	11.46	13200	11.46	33200	11.46
P		○		○		○		○		○		○	
M		●		●		●		●		●		●	
K													
N													
S				○				○				○	
H													
O													

WNMG

CERATIZIT \ Performance

ISO	RE mm	-F30 CTCM120 F	£	-F30 CTCM130 F	£	-M30 CTCM120 M	£	-M30 CTCM130 M	£	-M60 CTCM120 M	£	-M60 CTCM130 M	£
		75 024 ...		75 024 ...		75 025 ...		75 025 ...		75 026 ...		75 026 ...	
060404EN	0.4	10400	7.13	30400	7.13								
060408EN	0.8	10600	7.13	30600	7.13	10600	7.13	30600	7.13	10600	7.13	30600	7.13
060412EN	1.2					10800	7.13	30800	7.13	10800	7.13	30800	7.13
080404EN	0.4	11600	8.97	31600	8.97								
080408EN	0.8	11800	8.97	31800	8.97	11800	8.97	31800	8.97	11800	8.97	31800	8.97
080412EN	1.2					12000	8.97	32000	8.97	12000	8.97	32000	8.97
P		○		○		○		○		○		○	
M		●		●		●		●		●		●	
K													
N													
S				○				○				○	
H													
O													

Customer Service Centre
Freephone: 0800 073 2 073 / Freefax: 0800 073 2 074

Ordering via the Online Shop
http://cuttingtools.ceratizit.com

TNMG

CERATIZIT \ Performance

ISO	RE mm	-F30 CTCM120 F 75 019 ...	£	-F30 CTCM130 F 75 019 ...	£	-M30 CTCM120 M 75 020 ...	£	-M30 CTCM130 M 75 020 ...	£	-M60 CTCM120 M 75 021 ...	£	-M60 CTCM130 M 75 021 ...	£
160404EN	0.4	11600	7.30	31600	7.30								
160408EN	0.8	11800	7.30	31800	7.30	11800	7.30	31800	7.30	11800	7.30	31800	7.30
160412EN	1.2					12000	7.30	32000	7.30	12000	7.30	32000	7.30
P		○		○		○		○		○		○	
M		●		●		●		●		●		●	
K													
N													
S				○				○				○	
H													
O													

VNMG

CERATIZIT \ Performance

ISO	RE mm	-F30 CTCM120 F 75 022 ...	£	-F30 CTCM130 F 75 022 ...	£	-M30 CTCM120 M 75 023 ...	£	-M30 CTCM130 M 75 023 ...	£
160404EN	0.4	11600	14.74	31600	14.74				
160408EN	0.8	11800	14.74	31800	14.74	11800	14.74	31800	14.74
P		○		○		○		○	
M		●		●		●		●	
K									
N									
S				○				○	
H									
O									

Cutting data standard values

	Material sub-group	Index	Composition / Structure / Heat treatment		Strength N/mm²* / HB / HRC	DRAGONSKIN CTCM120 v_c m/min	DRAGONSKIN CTCM130 v_c m/min
P	Non alloyed steel	P.1.1	< 0,15 % C	Annealed	420 N/mm² / 125 HB	229	184
		P.1.2	< 0,45 % C	Annealed	640 N/mm² / 190 HB	200	152
		P.1.3		tempered	840 N/mm² / 250 HB	173	123
		P.1.4	< 0,75 % C	Annealed	910 N/mm² / 270 HB	164	113
		P.1.5		tempered	1010 N/mm² / 300 HB	150	98
	Low alloyed steel	P.2.1		Annealed	610 N/mm² / 180 HB	204	157
		P.2.2		tempered	930 N/mm² / 275 HB	161	110
		P.2.3		tempered	1010 N/mm² / 300 HB	150	98
		P.2.4		tempered	1200 N/mm² / 375 HB	116	61
	High-alloy steel and high-alloy tool steel	P.3.1		Annealed	680 N/mm² / 200 HB	159	124
		P.3.2		Hardened and tempered	1100 N/mm² / 300 HB	116	81
		P.3.3		Hardened and tempered	1300 N/mm² / 400 HB	73	38
	Stainless steel	P.4.1	Ferritic / martensitic	Annealed	680 N/mm² / 200 HB	159	124
		P.4.2	martensitic	tempered	1010 N/mm² / 300 HB	138	103
M	Stainless steel	M.1.1	Austenitic / austenitic-ferritic	Quenched	610 N/mm² / 180 HB	**159**	**124**
		M.2.1	austenitic	tempered	300 HB	**116**	**81**
		M.3.1	Austenitic / ferritic (Duplex)		780 N/mm² / 230 HB	**146**	**111**

The cutting data is strongly influenced by external conditions, such as the stability of the tool and workpiece clamping, material and type of machine. The specified values represent guideline cutting data that can be adjusted by approx. **±20%** according to the usage conditions.

Cutting data standard values for negative inserts

Designation	-F30 f min.	-F30 f Recommended mm/rev.	-F30 f max.	-F30 a_p min.	-F30 a_p Recommended mm	-F30 a_p max.	-M30 f min.	-M30 f Recommended mm/rev.	-M30 f max.	-M30 a_p min.	-M30 a_p Recommended mm	-M30 a_p max.	-M60 f min.	-M60 f Recommended mm/rev.	-M60 f max.	-M60 a_p min.	-M60 a_p Recommended mm	-M60 a_p max.
CN.. 120404	0,05	**0,15**	0,25	0,4	**1,0**	2,0												
CN.. 120408	0,10	**0,22**	0,35	0,8	**1,5**	2,5	0,15	**0,25**	0,40	1,0	**2,0**	4,5	0,25	**0,30**	0,50	1,5	**2,5**	6,0
CN.. 120412							0,20	**0,30**	0,50	1,2	**2,5**	5,0	0,30	**0,35**	0,55	2,0	**3,0**	6,0
CN.. 120416							0,25	**0,35**	0,55	1,6	**2,5**	5,0	0,30	**0,40**	0,60	2,0	**3,0**	6,0
CN.. 160612													0,30	**0,35**	0,55	2,0	**3,0**	8,0
DN.. 110404	0,05	**0,15**	0,25	0,4	**1,0**	2,0												
DN.. 110408	0,10	**0,20**	0,35	0,8	**1,5**	2,5	0,15	**0,25**	0,40	1,0	**2,0**	4,5						
DN.. 110412							0,20	**0,30**	0,50	1,2	**2,0**	4,5						
DN.. 150604	0,05	**0,15**	0,25	0,4	**1,0**	2,0												
DN.. 150608	0,10	**0,20**	0,35	0,8	**1,5**	2,5	0,15	**0,25**	0,40	1,0	**2,0**	5,5	0,25	**0,30**	0,45	1,5	**2,5**	6,0
DN.. 150612							0,20	**0,30**	0,50	1,2	**2,0**	5,5	0,30	**0,40**	0,55	1,5	**2,5**	6,0
SN.. 120404	0,10	**0,15**	0,30	0,4	**1,0**	2,0												
SN.. 120408	0,15	**0,20**	0,40	0,8	**1,5**	2,5	0,20	**0,25**	0,45	1,0	**2,0**	4,5	0,30	**0,35**	0,50	1,5	**2,0**	6,0
SN.. 120412	0,15	**0,20**	0,40	1,2	**1,8**	2,5	0,25	**0,30**	0,50	1,2	**2,0**	5,0	0,30	**0,40**	0,55	2,0	**2,5**	6,0
SN.. 120416													0,30	**0,40**	0,60	2,0	**2,5**	6,0
TN.. 160404	0,05	**0,15**	0,25	0,4	**1,0**	2,0												
TN.. 160408	0,10	**0,15**	0,35	0,8	**1,5**	2,5	0,15	**0,25**	0,40	1,0	**2,0**	4,5	0,25	**0,25**	0,45	1,5	**2,5**	5,0
TN.. 160412							0,20	**0,30**	0,50	1,2	**2,0**	4,5	0,30	**0,30**	0,55	2,0	**2,5**	5,5
VN.. 160404	0,08	**0,10**	0,20	0,4	**1,0**	2,0												
VN.. 160408	0,10	**0,15**	0,30	0,8	**1,5**	2,5	0,15	**0,25**	0,40	1,0	**1,5**	4,0						
WN.. 060404	0,05	**0,15**	0,25	0,4	**1,0**	2,0												
WN.. 060408	0,10	**0,20**	0,30	0,8	**1,5**	2,5	0,15	**0,25**	0,40	1,0	**1,5**	3,5	0,25	**0,30**	0,45	1,5	**2,0**	4,0
WN.. 060412							0,20	**0,30**	0,45	1,2	**1,5**	4,0	0,30	**0,35**	0,50	2,0	**2,5**	4,5
WN.. 080404	0,05	**0,15**	0,25	0,4	**1,0**	2,0												
WN.. 080408	0,10	**0,20**	0,35	0,8	**1,5**	2,5	0,15	**0,25**	0,40	1,0	**2,0**	4,5	0,25	**0,30**	0,50	1,5	**2,0**	5,0
WN.. 080412							0,20	**0,30**	0,50	1,2	**2,0**	5,0	0,30	**0,35**	0,55	2,0	**2,5**	5,5

Sharp ← → stable

The data shows reference values. An adjustment to the actual conditions may be required.

Machining without compromise

Dragonskin – new grades with the high-performance coating technology from CERATIZIT

Always the right solution for machining austenitic, stainless steels. In addition to the established CTPM125, two new grades now round off our product range: the more wear-resistant CTCM120 and the tougher CTCM130. Thanks to the Dragonskin coating, both grades are high performers and process-secure.



CTCM120

- Wear-resistant grade for austenitic steels
- High cutting speeds
- For a smooth cut



CTCM130

- Tough carbide grade for interrupted cuts
- Guaranteed process security
- For lower cutting speeds and unstable conditions

CCMT / DCMT / SCMT / TCMT / VCMT

Designation	L mm	S mm	D1 mm	IC mm
CCMT 0602..	6.40	2.38	2.8	6.35
CCMT 09T3..	9.70	3.97	4.4	9.52
CCMT 1204..	12.90	4.76	5.5	12.70
DCMT 0702..	7.75	2.38	2.8	6.35
DCMT 11T3..	11.60	3.97	4.4	9.52
SCMT 09T3..	9.52	3.97	4.4	9.52
SCMT 1204..	12.70	4.76	5.5	12.70
TCMT 0902..	9.60	2.38	2.5	5.56
TCMT 1102..	11.00	2.38	2.8	6.35
TCMT 16T3..	16.50	3.97	4.4	9.52
VCMT 1604..	16.60	4.76	4.4	9.52

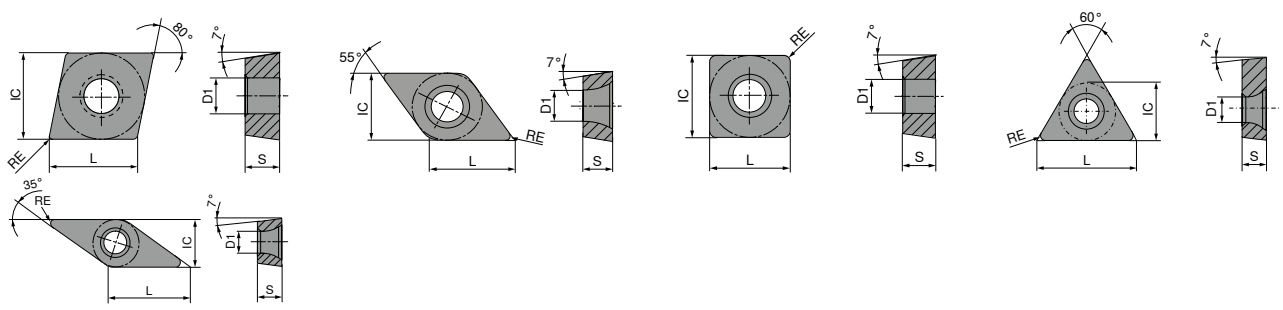

CCMT

CERATIZIT \ Performance

ISO	RE mm	-M25 CTCM120 F 75 210 ...	£	-M25 CTCM130 F 75 210 ...	£	-M55 CTCM120 M 75 211 ...	£	-M55 CTCM130 M 75 211 ...	£
060204EN	0.4	10400	5.57	30400	5.57	10400	5.57		
09T304EN	0.4	11600	6.95	31600	6.95	11600	6.95	31600	6.95
09T308EN	0.8	11800	6.95	31800	6.95	11800	6.95	31800	6.95
120404EN	0.4					12800	9.78	32800	9.78
120408EN	0.8					13000	9.78	33000	9.78
P		○		○		○		○	
M		●		●		●		●	
K									
N									
S				○				○	
H									
O									

DCMT

CERATIZIT \ Performance

ISO	RE mm	-M25 CTCM120 F 75 213 ...	£	-M25 CTCM130 F 75 213 ...	£	-M55 CTCM120 M 75 214 ...	£	-M55 CTCM130 M 75 214 ...	£
070202EN	0.2	10200	5.57	30200	5.57				
070204EN	0.4	10400	5.57	30400	5.57	10400	5.57	30400	5.57
070208EN	0.8					10600	5.57	30600	5.57
11T302EN	0.2	11400	7.83	31400	7.83				
11T304EN	0.4	11600	7.83	31600	7.83	11600	7.83	31600	7.83
11T308EN	0.8	11800	7.83	31800	7.83	11800	7.83	31800	7.83
P		○		○		○		○	
M		●		●		●		●	
K									
N									
S				○				○	
H									
O									

SCMT

CERATIZIT \ Performance

ISO	RE mm	-M55 CTCM120 M 75 216 ...	£	-M55 CTCM130 M 75 216 ...	£
09T308EN	0.8	10600	6.95	30600	6.95
120408EN	0.8	11800	9.78	31800	9.78
P		○		○	
M		●		●	
K					
N					
S				○	
H					
O					

Customer Service Centre
Freephone: 0800 073 2 073 / Freefax: 0800 073 2 074

Ordering via the Online Shop
http://cuttingtools.ceratizit.com

TCMT

CERATIZIT \ Performance

ISO	RE mm	-M25 CTCM120 F 75 217 ...	£	-M25 CTCM130 F 75 217 ...	£	-M55 CTCM120 M 75 218 ...	£	-M55 CTCM130 M 75 218 ...	£
090204EN	0.4					10400	5.48	30400	5.48
110204EN	0.4	11600	5.48	31600	5.48	11600	5.48	31600	5.48
16T304EN	0.4	12800	7.52	32800	7.91				
16T308EN	0.8	13000	7.52	33000	7.91	13000	7.91	33000	7.91
P		○		○		○		○	
M		●		●		●		●	
K									
N									
S				○				○	
H									
O									

VCMT

CERATIZIT \ Performance

ISO	RE mm	-M25 CTCM120 F 75 219 ...	£	-M25 CTCM130 F 75 219 ...	£	-M55 CTCM120 M 75 220 ...	£	-M55 CTCM130 M 75 220 ...	£
160404EN	0.4	12800	11.46	32800	11.46	12800	11.46	32800	11.46
160408EN	0.8	13000	11.46	33000	11.46	13000	11.46	33000	11.46
P		○		○		○		○	
M		●		●		●		●	
K									
N									
S				○				○	
H									
O									

Cutting data standard values

	Material sub-group	Index	Composition / Structure / Heat treatment		Strength N/mm²* / HB / HRC	DRAGONSKIN CTCM120 v_c m/min	DRAGONSKIN CTCM130 v_c m/min
P	Non alloyed steel	P.1.1	< 0,15 % C	Annealed	420 N/mm² / 125 HB	229	184
		P.1.2	< 0,45 % C	Annealed	640 N/mm² / 190 HB	200	152
		P.1.3		tempered	840 N/mm² / 250 HB	173	123
		P.1.4	< 0,75 % C	Annealed	910 N/mm² / 270 HB	164	113
		P.1.5		tempered	1010 N/mm² / 300 HB	150	98
	Low alloyed steel	P.2.1		Annealed	610 N/mm² / 180 HB	204	157
		P.2.2		tempered	930 N/mm² / 275 HB	161	110
		P.2.3		tempered	1010 N/mm² / 300 HB	150	98
		P.2.4		tempered	1200 N/mm² / 375 HB	116	61
	High-alloy steel and high-alloy tool steel	P.3.1		Annealed	680 N/mm² / 200 HB	159	124
		P.3.2		Hardened and tempered	1100 N/mm² / 300 HB	116	81
		P.3.3		Hardened and tempered	1300 N/mm² / 400 HB	73	38
	Stainless steel	P.4.1	Ferritic / martensitic	Annealed	680 N/mm² / 200 HB	159	124
		P.4.2	martensitic	tempered	1010 N/mm² / 300 HB	138	103
M	Stainless steel	M.1.1	Austenitic / austenitic-ferritic	Quenched	610 N/mm² / 180 HB	**159**	**124**
		M.2.1	austenitic	tempered	300 HB	**116**	**81**
		M.3.1	Austenitic / ferritic (Duplex)		780 N/mm² / 230 HB	**146**	**111**

The cutting data is strongly influenced by external conditions, such as the stability of the tool and workpiece clamping, material and type of machine.
The specified values represent guideline cutting data that can be adjusted by approx. **±20%** according to the usage conditions.

Cutting data standard values for negative inserts



Designation	-M25 f min.	-M25 f Recom-mended (mm/rev.)	-M25 f max.	-M25 a_p min.	-M25 a_p Recom-mended (mm)	-M25 a_p max.	-M55 f min.	-M55 f Recom-mended (mm/rev.)	-M55 f max.	-M55 a_p min.	-M55 a_p Recom-mended (mm)	-M55 a_p max.
CC.. 060204	0,06	**0,13**	0,20	0,2	**1,1**	2,0	0,06	**0,13**	0,20	0,4	**1,5**	2,6
CC.. 09T304	0,06	**0,14**	0,22	0,2	**1,2**	2,2	0,08	**0,16**	0,24	0,4	**1,7**	3,0
CC.. 09T308	0,10	**0,20**	0,30	0,4	**1,8**	3,2	0,12	**0,24**	0,35	0,8	**2,4**	4,0
CC.. 120404							0,08	**0,18**	0,28	0,4	**2,2**	4,0
CC.. 120408							0,12	**0,26**	0,40	0,8	**2,8**	4,8
DC.. 070202	0,04	**0,09**	0,13	0,1	**0,9**	1,6						
DC.. 070204	0,06	**0,12**	0,18	0,2	**1,1**	2,0	0,06	**0,14**	0,22	0,4	**1,3**	2,2
DC.. 070208							0,08	**0,16**	0,24	0,8	**1,6**	2,4
DC.. 11T302	0,04	**0,10**	0,16	0,1	**1,1**	2,0						
DC.. 11T304	0,06	**0,14**	0,22	0,2	**1,2**	2,2	0,08	**0,16**	0,24	0,4	**1,7**	3,0
DC.. 11T308	0,10	**0,20**	0,30	0,4	**1,8**	3,2	0,12	**0,24**	0,35	0,8	**2,4**	4,0
SC.. 09T304							0,12	**0,24**	0,35	0,8	**2,4**	4,0
SC.. 09T308							0,12	**0,26**	0,40	0,8	**2,8**	4,8
TC.. 090204							0,06	**0,12**	0,18	0,4	**1,3**	2,2
TC.. 110202												
TC.. 110204	0,06	**0,13**	0,20	0,2	**1,2**	2,2	0,06	**0,14**	0,22	0,4	**1,4**	2,4
TC.. 16T304	0,06	**0,14**	0,22	0,2	**1,6**	3,0						
TC.. 16T308	0,10	**0,20**	0,30	0,4	**1,9**	3,4	0,12	**0,24**	0,35	0,8	**2,6**	4,4
VC.. 160404	0,06	**0,13**	0,20	0,2	**1,2**	2,2	0,08	**0,14**	0,20	0,4	**1,7**	3,0
VC.. 160408	0,10	**0,15**	0,25	0,4	**1,4**	3,0	0,12	**0,21**	0,30	0,8	**2,1**	3,4

Sharp ← → stable

The data shows reference values. An adjustment to the actual conditions may be required.

Turning Inserts – Cermet Grade CTEP110

The more powerful CTEP110 grade replaces the TWC410 and TWC10 grades in our cermet range. The combination of the latest CVD coating technology and proven cermet substrate produces a very high wear resistance with unprecedented toughness. This offers significant advantages in terms of performance and service life of the inserts compared to the TWC410 and TWC10 grades.

Advantages/Benefits

- Combination of the proven cermet substrate and the latest PVD coating technology
- Unique multilayer nano coating
- Combines very high wear resistance and unprecedented toughness
- Optimized chip breakers

Turning guide (Main catalogue 2021)

Cutting Data	196–215	Chip breakers	220–223
ISO designation system	230+231	Grade overview and description	238+239

CCMT / CCGT / DCGT / DCMT

Designation	L mm	S mm	D1 mm	IC mm
CC.T 0602..	6.40	2.38	2.8	6.35
CC.T 09T3..	9.70	3.97	4.4	9.52
CCMT 1204..	12.90	4.76	5.5	12.70
DC.T 0702..	7.75	2.38	2.8	6.35
DC.T 11T3..	11.60	3.97	4.4	9.52

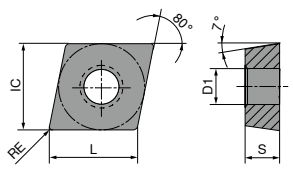

CCMT / CCGT

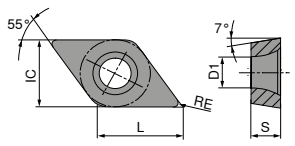

DCGT / DCMT

CCMT / CCGT

CERATIZIT \ Performance

	-CF55 CTEP110	-CF05 CTEP110
	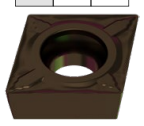	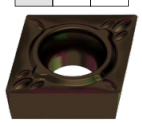
	CCMT	CCGT
	F	F

ISO	RE mm	76 248 ...	£	76 247 ...	£
060202EN	0.2			002	9.92
060204EN	0.4	004	5.39	004	9.92
09T302EN	0.2			014	10.58
09T304EN	0.4	016	6.93	016	10.58
09T308EN	0.8	018	6.93	018	10.58
120404EN	0.4	028	9.78		
P		●		●	
M		○		○	
K		○		○	
N					
S					
H					
O					

DCGT / DCMT

CERATIZIT \ Performance

	-CF05 CTEP110	-CF55 CTEP110
		
	DCGT	DCMT
	F	F

ISO	RE mm	76 245 ...	£	76 246 ...	£
070202EN	0.2	002	9.92	002	5.63
070204EN	0.4	004	9.92	004	5.63
11T302EN	0.2	014	13.13		
11T304EN	0.4	016	13.13	016	7.82
11T308EN	0.8	018	13.13	018	7.82
P		●		●	
M		○		○	
K		○		○	
N					
S					
H					
O					

From single items to large orders!

There are no minimum order quantities

No matter which tool you need, we promise you quick and uncomplicated delivery. Even if you only order one item! We do not have minimum order quantities.

Customer Service Centre
Freephone: 0800 073 2 073 / Freefax: 0800 073 2 074

Ordering via the Online Shop
http://cuttingtools.ceratizit.com

CNMG / DNMG / WNMG

Designation	L mm	S mm	D1 mm	IC mm
CNMG 1204..	12.9	4.76	5.16	12.70
CNMG 1606..	16.1	6.35	6.35	15.87
CNMG 1906..	19.3	6.35	7.94	19.05
DNMG 1506..	15.5	6.35	5.16	12.70
WNMG 0804..	8.6	4.76	5.16	12.70

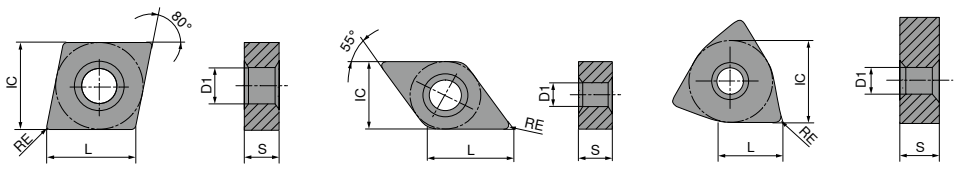

CNMG

CERATIZIT \ Standard

ISO	RE mm	-FMS CT-P15 F 75 302 ...	£	-FMS CT-P25 F 75 302 ...	£	-MRS CT-P15 M 75 303 ...	£	-MRS CT-P25 M 75 303 ...	£	-MRS CT-P35 M 75 303 ...	£
120404EN	0.4	02809	3.27	12809	3.27						
120408EN	0.8	03009	3.27	13009	3.27	03009	3.27	13009	3.27	23009	3.27
120412EN	1.2	03209	3.27	13209	3.27	03209	3.27	13209	3.27	23209	3.27
120416EN	1.6					03409	3.27	13409	3.27	23409	3.27
160612EN	1.2					04409	4.78	14409	4.78	24409	4.78
160616EN	1.6					04609	4.78	14609	4.78	24609	4.78
190612EN	1.2					05609	7.11	15609	7.11	25609	7.11
190616EN	1.6					05809	7.11	15809	7.11	25809	7.11
P		●		●		●		●		●	
M		○		○		○		○		○	
K											
N											
S											
H											
O											

DNMG

CERATIZIT \ Standard

ISO	RE mm	-FMS CT-P15 F 75 306 ...	£	-FMS CT-P25 F 75 306 ...	£	-MRS CT-P15 M 75 307 ...	£	-MRS CT-P25 M 75 307 ...	£	-MRS CT-P35 M 75 307 ...	£
150604EN	0.4	02809	4.41	12809	4.41						
150608EN	0.8	03009	4.41	13009	4.41	03009	4.41	13009	4.41	23009	4.41
150612EN	1.2	03209	4.41	13209	4.41	03209	4.41	13209	4.41	23209	4.41
150616EN	1.6					03409	4.41	13409	4.41	23409	4.41
P		●		●		●		●		●	
M		○		○		○		○		○	
K											
N											
S											
H											
O											

WNMG

CERATIZIT \ Standard

ISO	RE mm	-FMS CT-P15 F 75 311 ...	£	-FMS CT-P25 F 75 311 ...	£	-MRS CT-P15 M 75 312 ...	£	-MRS CT-P25 M 75 312 ...	£	-MRS CT-P35 M 75 312 ...	£
080404EN	0.4	01609	3.84	11609	3.84						
080408EN	0.8	01809	3.84	11809	3.84	01809	3.84	11809	3.84	21809	3.84
080412EN	1.2	02009	3.84	12009	3.84	02009	3.84	12009	3.84	22009	3.84
P		●		●		●		●		●	
M		○		○		○		○		○	
K											
N											
S											
H											
O											

Manufactured in high volume for lower cost

Universal application



CCMT / DCMT / VCMT

Designation	L mm	S mm	D1 mm	IC mm
CCMT 09T3..	9.70	3.97	4.4	9.52
CCMT 1204..	12.90	4.76	5.5	12.70
DCMT 0702..	7.75	2.38	2.8	6.35
DCMT 11T3..	11.60	3.97	4.4	9.52
VCMT 1103..	11.10	3.18	2.9	6.35
VCMT 1604..	16.60	4.76	4.4	9.52

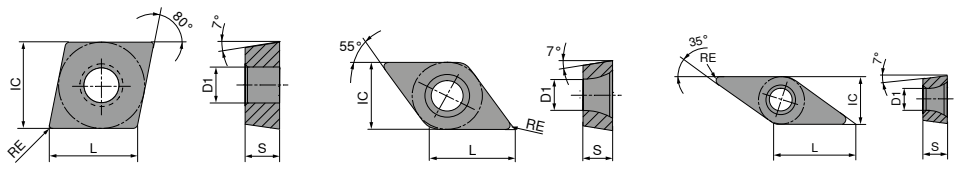

CCMT

CERATIZIT \ Standard

ISO	RE mm	-FMS CT-P15 F 75 300 ...	£	-FMS CT-P25 F 75 300 ...	£	-MRS CT-P15 M 75 301 ...	£	-MRS CT-P25 M 75 301 ...	£
09T304EN	0.4	01609	2.37	11609	2.37	01609	2.37	11609	2.37
09T308EN	0.8	01809	2.37	11809	2.37	01809	2.37	11809	2.37
120404EN	0.4	02809	3.18	12809	3.18	02809	3.18	12809	3.18
120408EN	0.8	03009	3.18	13009	3.18	03009	3.18	13009	3.18
120412EN	1.2					03209	3.18	13209	3.18
P		●		●		●		●	
M		○		○		○		○	
K									
N									
S									
H									
O									

DCMT

CERATIZIT \ Standard

ISO	RE mm	-FMS CT-P15 F 75 304 ...	£	-FMS CT-P25 F 75 304 ...	£	-MRS CT-P15 M 75 305 ...	£	-MRS CT-P25 M 75 305 ...	£
070204EN	0.4	00409	2.08	10409	2.08	00409	2.08	10409	2.08
070208EN	0.8	00609	2.08	10609	2.08	00609	2.08	10609	2.08
11T304EN	0.4	01609	2.61	11609	2.61	01609	2.61	11609	2.61
11T308EN	0.8	01809	2.61	11809	2.61	01809	2.61	11809	2.61
P		●		●		●		●	
M		○		○		○		○	
K									
N									
S									
H									
O									

VCMT

CERATIZIT \ Standard

ISO	RE mm	-FMS CT-P15 F 75 308 ...	£	-FMS CT-P25 F 75 308 ...	£	-MRS CT-P15 M 75 309 ...	£	-MRS CT-P25 M 75 309 ...	£
110304EN	0.4	01609	4.02	11609	4.02				
160404EN	0.4	02809	4.06	12809	4.06	02809	4.06	12809	4.06
160408EN	0.8	03009	4.06	13009	4.06	03009	4.06	13009	4.06
P		●		●		●		●	
M		○		○		○		○	
K									
N									
S									
H									
O									

Manufactured in high volume for lower cost

Universal application



Customer Service Centre
Freephone: 0800 073 2 073 / Freefax: 0800 073 2 074

Ordering via the Online Shop
http://cuttingtools.ceratizit.com

The Original Multi Function Tool

The trend in machining is unmistakable: Workpieces are becoming increasingly complex and technically challenging. Production often requires a variety of tools, which can not be economically accomodated with the existing turret locations. The answer to this challenge from CERATIZIT is the multi-function tool EcoCut.

EcoCut guide (Main catalogue 2021)

Cutting Data	25–33	Chip breakers	35+36
Application information	37–41	Application and Grade Comparison	46+47

EcoCut – Adapter Mini

CERATIZIT \ Performance

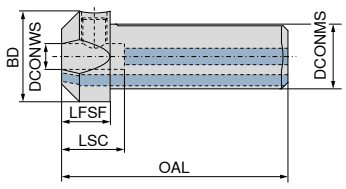

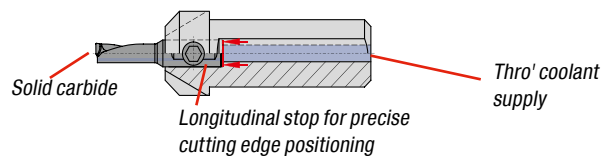

Designation	DCONWS mm	DCONMS mm	BD mm	OAL mm	LFSF mm	LSC mm	70 800 ...	£
EC-ADX16-04	4	16.00	22	59.0	14	18	716	72.00
EC-ADX12-04-E	4	19.05	25	63.5	14	18	719	72.00
EC-ADX20-04	4	20.00	25	64.0	14	18	720	72.00
EC-ADX16-06	6	16.00	22	59.0	14	18	976	72.00
EC-ADX12-06-E	6	19.05	25	63.5	14	18	986	72.00
EC-ADX20-06	6	20.00	25	64.0	14	18	996	72.00
EC-ADX16-08	8	16.00	22	59.0	14	18	978	72.00
EC-ADX12-08-E	8	19.05	25	63.5	14	18	988	72.00
EC-ADX20-08	8	20.00	25	64.0	14	18	998	72.00

EcoCut – Mini adapter with coolant connection thread

CERATIZIT \ Performance

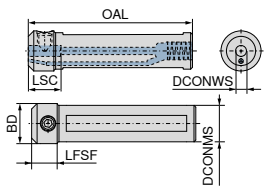

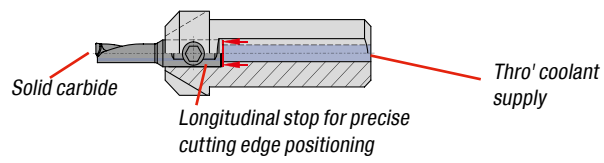

Designation	DCONWS mm	DCONMS mm	BD mm	OAL mm	LFSF mm	LSC mm	Thread	70 801 ...	£
ECA 16-04	4	16.00	20.0	75	14	18	G 1/8	716	38.00
ECA 0750-04	4	19.05	20.0	100	14	18	G 1/8	719	39.00
ECA 20-04	4	20.00	19.6	90	14	18	G 1/8	720	39.00
ECA 22-04	4	22.00	21.6	110	14	18	G 1/8	722	40.00
ECA 25-04	4	25.00	24.6	110	14	18	G 1/8	725	41.00
ECA 1000-04	4	25.40	25.0	110	14	18	G 1/8	726	41.00
ECA 16-06	6	16.00	22.0	75	14	18	G 1/8	816	38.00
ECA 0750-06	6	19.05	22.0	100	14	18	G 1/8	819	39.00
ECA 20-06	6	20.00	22.0	90	14	18	G 1/8	820	39.00
ECA 22-06	6	22.00	21.6	110	14	18	G 1/8	822	40.00
ECA 25-06	6	25.00	24.6	110	14	18	G 1/8	825	41.00
ECA 1000-06	6	25.40	25.0	110	14	18	G 1/8	826	41.00
ECA 16-08	8	16.00	22.0	75	14	18	G 1/8	916	38.00
ECA 0750-08	8	19.05	22.0	100	14	18	G 1/8	919	39.00
ECA 20-08	8	20.00	22.0	90	14	18	G 1/8	920	39.00
ECA 22-08	8	22.00	21.6	110	14	18	G 1/8	922	40.00
ECA 25-08	8	25.00	24.6	110	14	18	G 1/8	925	41.00
ECA 1000-08	8	25.40	25.0	110	14	18	G 1/8	926	41.00

Clamping screw

Spare parts DCONWS		£	70 950 ...
4	M5x10 ISO 4026	2.42	867
6	M8x1x8 - SW4	2.42	123
8	M8x1x8 - SW4	2.42	123

EcoCut – Mini

▲ Drilling and turning tool for small diameters

Ø ≥ 2 mm

CERATIZIT \ Performance

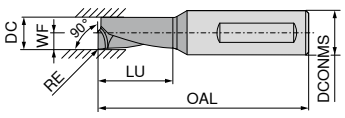



Designation	DC mm	DCONMS mm	OAL mm	LU mm	WF mm	RE mm	Solid carbide Left-hand 70 805 ...	£	Solid carbide Right-hand 70 804 ...	£	Solid carbide Left-hand 70 805 ...	£	Solid carbide Right-hand 70 804 ...	£
ECM 02 R/L 2,25D	2.0	4	28	4.50	1.00	0.1	320	41.35	320	41.35				
ECM 02 R/L 2,25D AL	2.0	4	28	4.50	1.00	0.1					420	36.46	420	36.46
ECM 02 R/L 4,00D	2.0	4	31	8.00	1.00	0.1	321	43.38	321	43.38				
ECM 02 R/L 4,00D AL	2.0	4	31	8.00	1.00	0.1					421	38.22	421	38.22
ECM 02,5 R/L 2,25D	2.5	4	29	5.63	1.25	0.1	325	42.62	325	42.62				
ECM 02,5 R/L 2,25D AL	2.5	4	29	5.63	1.25	0.1					425	37.54	425	37.54
ECM 02,5 R/L 4,00D	2.5	4	33	10.00	1.25	0.1	326	44.73	326	44.73				
ECM 02,5 R/L 4,00D AL	2.5	4	33	10.00	1.25	0.1					426	39.41	426	39.41
ECM 03 R/L 2,25D	3.0	4	31	6.75	1.50	0.1	330	43.95	330	43.95				
ECM 03 R/L 2,25D AL	3.0	4	31	6.75	1.50	0.1					430	38.73	430	38.73
ECM 03 R/L 4,00D	3.0	4	35	12.00	1.50	0.1	331	46.16	331	46.16				
ECM 03 R/L 4,00D AL	3.0	4	35	12.00	1.50	0.1					431	40.67	431	40.67
ECM 03,5 R/L 2,25D	3.5	4	32	7.88	1.75	0.1	335	45.65	335	45.65				
ECM 03,5 R/L 2,25D AL	3.5	4	32	7.88	1.75	0.1					435	40.26	435	40.26
ECM 03,5 R/L 4,00D	3.5	4	37	14.00	1.75	0.1	336	47.93	336	47.93				
ECM 03,5 R/L 4,00D AL	3.5	4	37	14.00	1.75	0.1					436	42.27	436	42.27
ECM 04 R/L 2,25D	4.0	6	35	9.00	2.00	0.2	300	48.48	300	48.48				
ECM 04 R/L 2,25D AL	4.0	6	35	9.00	2.00	0.2					450	42.70	450	42.70
ECM 04 R/L 4,00D	4.0	6	41	16.00	2.00	0.2	301	50.89	301	50.89				
ECM 04 R/L 4,00D AL	4.0	6	41	16.00	2.00	0.2					451	44.85	451	44.85
ECM 05 R/L 2,25D	5.0	6	37	11.25	2.50	0.2	302	50.16	302	50.16				
ECM 05 R/L 2,25D AL	5.0	6	37	11.25	2.50	0.2					452	43.91	452	43.91
ECM 05 R/L 4,00D	5.0	6	45	20.00	2.50	0.2	303	52.48	303	52.48				
ECM 05 R/L 4,00D AL	5.0	6	45	20.00	2.50	0.2					453	46.05	453	46.05
ECM 06 R/L 2,25D	6.0	8	38	13.50	3.00	0.2	306	51.45	306	51.45				
ECM 06 R/L 2,25D AL	6.0	8	38	13.50	3.00	0.2					456	45.40	456	45.40
ECM 06 R/L 4,00D	6.0	8	49	24.00	3.00	0.2	312	54.05	312	54.05				
ECM 06 R/L 4,00D AL	6.0	8	49	24.00	3.00	0.2					462	47.46	462	47.46
ECM 07 R/L 2,25D	7.0	8	42	15.75	3.50	0.2	308	53.04	308	53.04				
ECM 07 R/L 2,25D AL	7.0	8	42	15.75	3.50	0.2					458	46.80	458	46.80
ECM 07 R/L 4,00D	7.0	8	53	28.00	3.50	0.2	314	55.83	314	55.83				
ECM 07 R/L 4,00D AL	7.0	8	53	28.00	3.50	0.2					464	48.94	464	48.94
ECM 08 R/L 2,25D	8.0	8	45	18.00	4.00	0.2	310	54.80	310	54.80				
ECM 08 R/L 2,25D AL	8.0	8	45	18.00	4.00	0.2					460	48.11	460	48.11
ECM 08 R/L 4,00D	8.0	8	57	32.00	4.00	0.2	316	57.41	316	57.41				
ECM 08 R/L 4,00D AL	8.0	8	57	32.00	4.00	0.2					466	50.43	466	50.43
P							●		●					
M							●		●					
K							○		○		○		○	
N							○		○		●		●	
S							●		●		○		○	
H														
O							○		○		○		○	

On the latest technology

Technical Training

Our engineers are provided with constant training to keep them up to speed on all technical matters. We will gladly share this knowledge with you. Use our Service for the further education of your metal cutting technicians in the Technical Centre.

Call your local Technical Sales Engineer to organise training in our Technical Centre

Customer Service Centre
Freephone: 0800 073 2 073 / Freefax: 0800 073 2 074

Ordering via the Online Shop
http://cuttingtools.ceratizit.com

EcoCut – Classic 1.5xD

▲ Drilling and turning tool

Scope of supply:

Toolholder with 1 clamping screw + 2 spare screws and screwdriver

≥ Ø 8 mm

CERATIZIT \ Performance

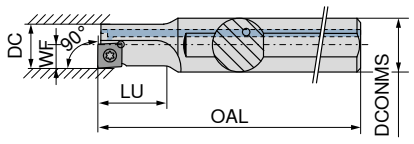

Steel
Left-hand

Steel
Right-hand

Designation	DC mm	DCONMS mm	OAL mm	LU mm	WF mm	torque moment Nm	Insert	70 805 ...	£	70 804 ...	£
ECC 08 L 1,5D 04	8	12	80	12.0	4.0	0,4	XC.T 0401..EL	008	61.00		
ECC 08 R 1,5D 04	8	12	80	12.0	4.0	0,4	XC.T 0401..ER			008	61.00
ECC 10 R/L 1,5D 05	10	12	90	15.0	5.0	0,7	XC.T 0502..	010	61.00	010	61.00
ECC 12 R/L 1,5D 06	12	16	100	18.0	6.0	1,0	XC.T 0602..	012	62.00	012	62.00
ECC 14 R/L 1,5D 07	14	16	110	21.0	7.0	1,2	XC.T 0703..	014	63.00	014	63.00
ECC 16 R/L 1,5D 08	16	20	125	24.0	8.0	2,2	XC.T 0803..	016	64.00	016	64.00
ECC 18 R/L 1,5D 09	18	25	135	27.0	9.0	2,2	XC.T 09T3..	018	74.00	018	74.00
ECC 20 R/L 1,5D 10	20	25	150	30.0	10.0	3,2	XC.T 10T3..	020	84.00	020	84.00
ECC 25 R/L 1,5D 13	25	32	180	37.5	12.5	5,0	XC.T 1304..	025	96.00	025	96.00
ECC 32 R/L 1,5D 17	32	40	200	48.0	16.0	5,0	XC.T 1705..	032	109.00	032	109.00

EcoCut – Classic 2.25xD

▲ Drilling and turning tool

Scope of supply:

Toolholder with 1 clamping screw + 2 spare screws and screwdriver

≥ Ø 8 mm

CERATIZIT \ Performance

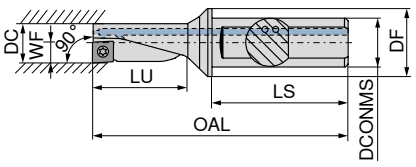



Steel
Left-hand



Steel
Right-hand

Designation	DC mm	DCONMS mm	OAL mm	LU mm	LS mm	WF mm	torque moment Nm	Insert	70 805 ...	£	70 804 ...	£
ECC 08 L 2,25D 04	8	10	60.0	18.0	38	4.0	0,4	XC.T 0401..EL	108	90.00		
ECC 08 R 2,25D 04	8	10	60.0	18.0	38	4.0	0,4	XC.T 0401..ER			108	90.00
ECC 10 R/L 2,25D 05	10	12	69.5	22.5	42	5.0	0,7	XC.T 0502..	110	90.00	110	90.00
ECC 12 R/L 2,25D 06	12	16	78.0	27.0	45	6.0	1,0	XC.T 0602..	112	93.00	112	93.00
ECC 14 R/L 2,25D 07	14	16	83.5	31.5	45	7.0	1,2	XC.T 0703..	114	95.00	114	95.00
ECC 16 R/L 2,25D 08	16	20	94.0	36.0	50	8.0	2,2	XC.T 0803..	116	97.00	116	97.00
ECC 18 R/L 2,25D 09	18	25	109.5	40.5	56	9.0	2,2	XC.T 09T3..	118	107.00	118	107.00
ECC 20 R/L 2,25D 10	20	25	111.0	45.0	56	10.0	3,2	XC.T 10T3..	120	116.00	120	116.00
ECC 25 R/L 2,25D 13	25	32	129.0	56.5	60	12.5	5,0	XC.T 1304..	125	135.00	125	135.00
ECC 32 R/L 2,25D 17	32	40	158.0	72.0	70	16.0	5,0	XC.T 1705..	132	152.00	132	152.00

Key D

Clamping screw

Spare parts DC		£	80 950 ...		£	70 950 ...
8	T06 - IP	7.90	123	M1,8x3,6 - IP	2.99	862
10	T06 - IP	7.90	123	M2x4,3 - IP	2.66	863
12	T07 - IP	7.79	124	M2,2x5 - IP	2.58	856
14	T08 - IP	7.79	125	M2,5x6 - IP	3.32	857
16 - 18	T09 - IP	8.53	126	M3x7 - IP	2.54	819
20	T15 - IP	9.11	128	M3,5x8,6 - IP	2.54	859
25 - 32	T20 - IP	9.56	129	M4,5x10,5 - IP	2.54	864

EcoCut – Classic 3xD – Heavy metal

- ▲ Drilling and turning tool
- ▲ vibration-damped

Scope of supply:

Toolholder with 1 clamping screw + 2 spare screws and screwdriver

≥ Ø 8 mm

CERATIZIT \ Performance

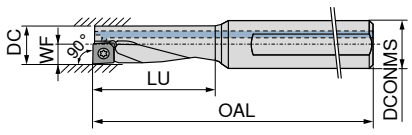

heavy metal
Left-hand

heavy metal
Right-hand

Designation	DC mm	DCONMS mm	OAL mm	LU mm	WF mm	Insert	70 805 ...	£	70 804 ...	£
ECC 08 L 3,00D 04 H	8	12	80	24	4.0	XC.T 0401..EL	608	223.00		
ECC 08 R 3,00D 04 H	8	12	80	24	4.0	XC.T 0401..ER			608	223.00
ECC 10 R/L 3,00D 05 H	10	12	85	30	5.0	XC.T 0502..	610	224.00	610	224.00
ECC 12 R/L 3,00D 06 H	12	16	95	36	6.0	XC.T 0602..	612	242.00	612	242.00
ECC 14 R/L 3,00D 07 H	14	16	100	42	7.0	XC.T 0703..	614	247.00	614	247.00
ECC 16 R/L 3,00D 08 H	16	20	110	48	8.0	XC.T 0803..	616	271.00	616	271.00
ECC 18 R/L 3,00D 09 H	18	25	125	54	9.0	XC.T 09T3..	618	328.00	618	328.00
ECC 20 R/L 3,00D 10 H	20	25	130	60	10.0	XC.T 10T3..	620	335.00	620	335.00
ECC 25 R/L 3,00D 13 H	25	32	150	75	12.5	XC.T 1304..	625	426.00	625	426.00
ECC 32 R/L 3,00D 17 H	32	40	185	96	16.0	XC.T 1705..	632	558.00	632	558.00

Key D

Clamping screw

Spare parts DC		£	80 950 ...		£	70 950 ...
8	T06 - IP	7.90	123	M1,8x3,6 - IP	2.99	862
10	T06 - IP	7.90	123	M2x4,3 - IP	2.66	863
12	T07 - IP	7.79	124	M2,2x5 - IP	2.58	856
14	T08 - IP	7.79	125	M2,5x6 - IP	3.32	857
16 - 18	T09 - IP	8.53	126	M3x7 - IP	2.54	819
20	T15 - IP	9.11	128	M3,5x8,6 - IP	2.54	859
25 - 32	T20 - IP	9.56	129	M4,5x10,5 - IP	2.54	864

XCNT

Designation	S mm	D1 mm	IC mm
XCNT 0401..	1.80	2.10	4.5
XCNT 0502..	2.10	2.25	5.8
XCNT 0602..	2.38	2.50	6.5
XCNT 0703..	3.18	2.80	7.6
XCNT 0803..	3.18	3.40	8.5
XCNT 09T3..	3.97	3.40	9.6
XCNT 10T3..	3.97	4.40	10.6
XCNT 1304..	4.76	5.30	13.5
XCNT 1705..	5.56	5.30	17.5

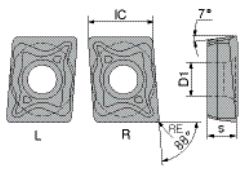

XC. T 04..

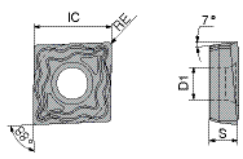

XC. T 05../06../07../08../09../10../13../17..

XCNT

CERATIZIT \ Performance

DRAGONSKIN

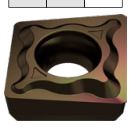

XCNT

DRAGONSKIN

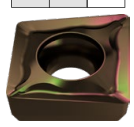

XCNT

DRAGONSKIN

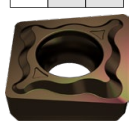

XCNT

DRAGONSKIN



XCNT

ISO	RE mm	70 386 ...	£	70 386 ...	£	70 386 ...	£	70 386 ...	£
040102EL	0.2	720	11.08			820	11.08	920	11.08
040102ER	0.2	722	11.08			822	11.08	922	11.08
040104EL	0.4	700	11.08	750	11.56	800	11.08	900	11.08
040104ER	0.4	702	11.08	752	11.56	802	11.08	902	11.08
050202EN	0.2	723	11.08			823	11.08	923	11.08
050204EN	0.4	703	11.08	753	11.56	803	11.08	903	11.08
060202EN	0.2	724	11.08			824	11.08	924	11.08
060204EN	0.4	704	11.08	754	11.56	804	11.08	904	11.08
070304EN	0.4	705	11.08	755	11.56	805	11.08	905	11.08
080304EN	0.4	706	11.24	756	11.75	806	11.24	906	11.24
09T304EN	0.4	707	11.41	757	11.99	807	11.41	907	11.41
10T304EN	0.4	708	11.99	758	12.48	808	11.99	908	11.99
10T308EN	0.8	738	11.99	788	12.48	838	11.99	938	11.99
130404EN	0.4	710	13.71	760	14.36	810	13.71	910	13.71
130408EN	0.8	740	13.71	790	14.36	840	13.71	940	13.71
170508EN	0.8	712	14.45	762	15.19	812	14.45	912	14.45
P		●		●		●		●	
M		○		○		○		●	
K		○		○		○		○	
N								○	
S						○		○	
H									
O								○	

Customer Service Centre
Freephone: 0800 073 2 073 / Freefax: 0800 073 2 074

Ordering via the Online Shop
http://cuttingtools.ceratizit.com

MonoClamp – Radial Blade SX reinforced

CERATIZIT \ Performance

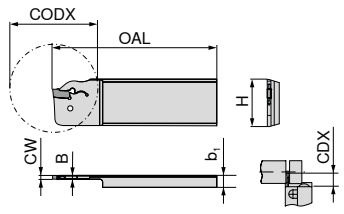



Illustrations show right-hand versions

Designation	CW mm	H mm	B mm	OAL mm	b_1 mm	CODX mm	CDX mm	for grooving inserts	R/L/N	70 879 ...	£
XLCF L 2608-SX2	2	26	1.5	110	8	44	22	SX .2..	L	212 1)	52.00
XLCF L 2608-SX3	3	26	2.5	110	8	44	22	SX .3..	L	213 1)	52.00
XLCF L 3208-SX3	3	32	2.5	110	8	66	33	SX .3..	L	203	49.00
XLCF L 3208-SX4	4	32	3.4	110	8	66	33	SX .4..	L	204	49.00
XLCF R 2608-SX2	2	26	1.5	110	8	44	22	SX .2..	R	012 1)	52.00
XLCF R 2608-SX3	3	26	2.5	110	8	44	22	SX .3..	R	013 1)	52.00
XLCF R 3208-SX3	3	32	2.5	110	8	66	33	SX .3..	R	003	49.00
XLCF R 3208-SX4	4	32	3.4	110	8	66	33	SX .4..	R	004	49.00

1) can be used in both directions

MonoClamp – Radial Blade SX Standard

CERATIZIT \ Performance

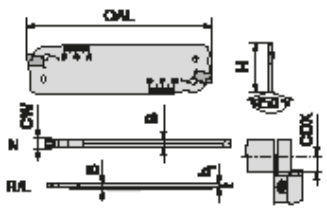

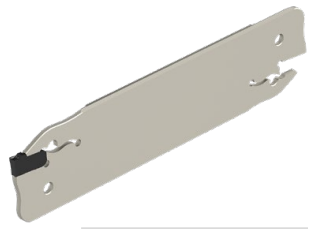

Designation	CW mm	H mm	B mm	b_1 mm	OAL mm	CDX mm	for grooving inserts	R/L/N	70 884 ...	£
XLCF L 2602-SX2	2	26	2.4	1.5	110	25	SX .2..	L	212	34.00
XLCF L 3202-SX2	2	32	2.4	1.5	150	25	SX .2..	L	202	35.00
XLCF R 2602-SX2	2	26	2.4	1.5	110	25	SX .2..	R	012	34.00
XLCF R 3202-SX2	2	32	2.4	1.5	150	25	SX .2..	R	002	35.00
XLCF N 2603-SX3	3	26	2.4		110	35	SX .3..	N	113	34.00
XLCF N 3203-SX3	3	32	2.4		150	50	SX .3..	N	103	35.00
XCLF N 2604-SX4	4	26	3.2		110	40	SX .4..	N	114	34.00
XLCF N 3204-SX4	4	32	3.2		150	50	SX .4..	N	104	35.00
XLCF N 3205-SX5	5	32	4.2		150	55	SX .5..	N	105	35.00
XLCF N 3206-SX6	6	32	5.2		150	60	SX .6..	N	106	35.00

Ejector SX

Spare parts for grooving inserts		£	70 950 ...
SX .2..	SX 2-3	21.57	836
SX .3..	SX 2-3	21.57	836
SX .4..	SX 4-6	22.01	837
SX .5..	SX 4-6	22.01	837
SX .6..	SX 4-6	22.01	837

MonoClamp – Radial Monoholder SX

CERATIZIT \ Performance

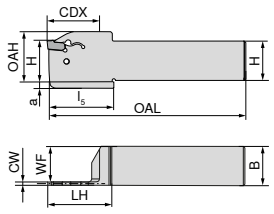



Illustrations show right-hand versions

Designation	H mm	B mm	CW mm	WF mm	OAL mm	LH mm	l_5 mm	OAH mm	CDX mm	a mm	for grooving inserts	Left-hand 70 846 ...	£	Right-hand 70 846 ...	£
E16 R/L 0026-1616K-K-SX2	16	16	2	15.2	125	33	33	26	26	4	SX .2..	21601	38.00	21600	38.00
E20 R/L 0026-2020K-K-SX2	20	20	2	19.2	125	33	33	31	26	5	SX .2..	22001	45.00	22000	45.00
E16 R/L 0026-1616K-K-SX3	16	16	3	14.8	125	33	33	26	26	4	SX .3..	31601	38.00	31600	38.00
E20 R/L 0026-2020K-K-SX3	20	20	3	18.8	125	31	33	31	26	5	SX .3..	32001	45.00	32000	45.00
E25 R/L 0026-2525M-K-SX3	25	25	3	23.8	150	33		31	26		SX .3..	32501	48.00	32500	48.00
E20 R/L 0033-2020K-K-SX4	20	20	4	18.3	125	40	40	32	33	5	SX .4..	42001	45.00	42000	45.00
E25 R/L 0033-2525M-K-SX4	25	25	4	23.3	150	42	42	36	33	5	SX .4..	42501	48.00	42500	48.00
E25 R/L 0040-2525M-K-SX5	25	25	5	22.9	150	49	49	38	40	6	SX .5..	52501	48.00	52500	48.00
E25 R/L 0040-2525M-K-SX6	25	25	6	22.4	150	49	49	38	40	6	SX .6..	62501	48.00	62500	48.00

Ejector SX

Spare parts for grooving inserts		£	70 950 ...
SX .2..	SX 2-3	21.57	836
SX .3..	SX 2-3	21.57	836
SX .4..	SX 4-6	22.01	837
SX .5..	SX 4-6	22.01	837
SX .6..	SX 4-6	22.01	837

MonoClamp – Radial Blade SX-DC Standard

CERATIZIT \ Performance

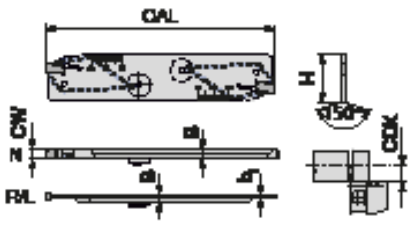

Designation	CW mm	H mm	B mm	OAL mm	b_1 mm	CDX mm	for grooving inserts	R/L/N	70 884 ...	£
XLCF R 2602-DC-SX2	2	26	2.4	110	1.6	25	SX .2..	R	512	58.00
XLCF N 2603-DC-SX3	3	26	2.5	110		35	SX .3..	N	613	58.00
XLCF N 3203-DC-SX3	3	32	2.5	150		50	SX .3..	N	603	62.00
XLCF N 3204-DC-SX4	4	32	3.3	150		50	SX .4..	N	604	62.00

Key D

Ejector SX

Spare parts for grooving inserts			£	80 950 ...		£	70 950 ...
SX .2..	T15 - IP		9.11	128	SX 2-3	21.57	836
SX .3..	T15 - IP		9.11	128	SX 2-3	21.57	836
SX .4..	T15 - IP		9.11	128	SX 4-6	22.01	837

Insert SX

▲ Specially developed geometry with negative edge-chamfers available in right, left and neutral types

F	M	R

CERATIZIT \ Performance

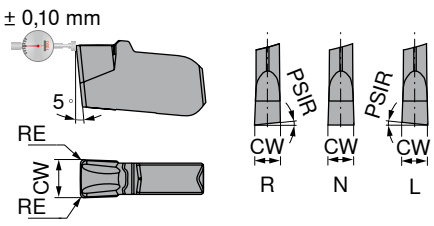

Designation	IH	CW +/-0,05 mm	for tool holder	-M1 CTCP325 DRAGONSKIN 70 342 ...	£	-M1 CTCP335 DRAGONSKIN 70 342 ...	£	-M1 CTPP345 DRAGONSKIN 70 342 ...	£	-M1 CTP1340 DRAGONSKIN 70 342 ...	£
SX E2.00 L 6	L	2	-SX2							612	8.65
SX E3.00 L 6	L	3	-SX3	913	9.20					613	9.20
SX E4.00 L 6	L	4	-SX4							614	9.70
SX E2.00 N 0.20	N	2	-SX2	922	8.65			822	8.65	622	8.65
SX E3.00 N 0.20	N	3	-SX3	923	9.20	523	9.20	823	9.20	623	9.20
SX E4.00 N 0.30	N	4	-SX4	924	9.70	524	9.70	824	9.70	624	9.70
SX E5.00 N 0.30	N	5	-SX5	925	10.33			825	10.33	625	10.33
SX E6.00 N 0.40	N	6	-SX6	926	11.14			826	11.14	626	11.14
SX E2.00 R 6	R	2	-SX2							602	8.65
SX E3.00 R 6	R	3	-SX3	903	9.20					603	9.20
SX E4.00 R 6	R	4	-SX4							604	9.70
P				●		●		●		●	
M				○		○		●		●	
K				●		●				●	
N										○	
S				○				○		●	
H											
O										○	

SX-M1

Parting / Grooving

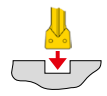

SX-M1	
Cutting width in mm	Feed rate f in mm/rev.
2	0,05–0,15
3	0,10–0,20
4	0,10–0,25
5	0,15–0,30
6	0,15–0,35

Insert SX

▲ All purpose geometry for parting, grooving & turning.

F	M	R

CERATIZIT \ Performance

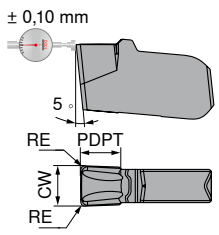

Designation	CW +/-0,05 mm	RER +/-0,05 mm	PDPT mm	for tool holder	-M2 CTCP325 DRAGONSKIN 70 343 ...	£	-M2 CTCP335 DRAGONSKIN 70 343 ...	£	-M2 CTPP345 DRAGONSKIN 70 343 ...	£	-M2 CTP1340 DRAGONSKIN 70 343 ...	£
SX E2.00 N 0.20	2	0.2	1.5	-SX2	922	8.65	522	8.65	822	8.65	622	8.65
SX E3.00 N 0.30	3	0.3	2.0	-SX3	923	9.20	523	9.20	823	9.20	623	9.20
SX E4.00 N 0.40	4	0.4	2.5	-SX4	924	9.70	524	9.70	824	9.70	624	9.70
SX E5.00 N 0.40	5	0.4	2.7	-SX5	925	10.33	525	10.33	825	10.33	625	10.33
SX E6.00 N 0.50	6	0.5	3.0	-SX6	926	11.14	526	11.14	826	11.14	626	11.14
P					●		●		●		●	
M					○		○		●		●	
K					●		●				●	
N											○	
S					○				○		●	
H												
O											○	

SX-M2

Turning

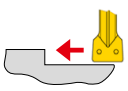

	Depth of Cut a_p in mm							
SX–M2	0,5	1,0	1,5	2,0	2,5	3,0	3,5	4,0
Cutting width in mm	Feed rate f in mm/rev.							
2	0,05–0,17	0,05–0,13	0,05–0,10					
3	0,07–0,20	0,07–0,20	0,07–0,18	0,07–0,15				
4	0,10–0,25	0,10–0,25	0,10–0,25	0,10–0,22	0,10–0,18			
5	0,12–0,27	0,12–0,27	0,12–0,27	0,12–0,25	0,12–0,22			
6	0,15–0,30	0,15–0,30	0,15–0,30	0,15–0,30	0,15–0,25	0,15–0,20		
8	0,17–0,45	0,17–0,45	0,17–0,45	0,17–0,45	0,17–0,40	0,17–0,37	0,17–0,35	
10	0,20–0,50	0,20–0,50	0,20–0,50	0,20–0,50	0,20–0,46	0,20–0,42	0,20–0,38	0,20–0,35

Parting / Grooving

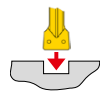

SX–M2
Feed rate f in mm/rev.
0,05–0,15
0,075–0,20
0,10–0,25
0,10–0,30
0,15–0,35
0,20–0,50
0,20–0,50

Customer Service Centre
Freephone: 0800 073 2 073 / Freefax: 0800 073 2 074

Ordering via the Online Shop
http://cuttingtools.ceratizit.com

Radial TX insert for corner recessing

▲ Full radius for cutting width 0.5–5.0 mm

CERATIZIT \ Performance

CWX500

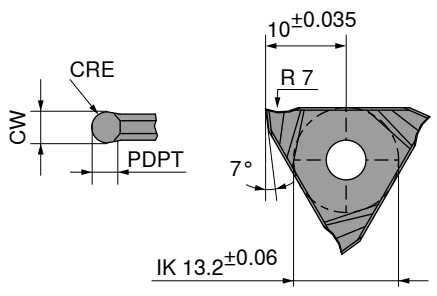



Designation	CRE mm	CW +/-0,05 mm	PDPT mm	for tool holder	Neutral 73 304 ...	£
TX N 0010.20.2	1.0	2	0.7	R/L .. .2	204	26.85
TX N 0015.30.3	1.5	3	1.0	R/L .. .3	206	28.39
TX N 0020.40.4	2.0	4	1.2	R/L .. .4	208	28.19
TX N 0025.50.4	2.5	5	1.5	R/L .. .4	210	28.66

TX grooving insert for grooving and parting off

▲ Cutting depth 5.0 mm
▲ Cutting width 1.99–2.79 mm

CERATIZIT \ Performance

CWX500

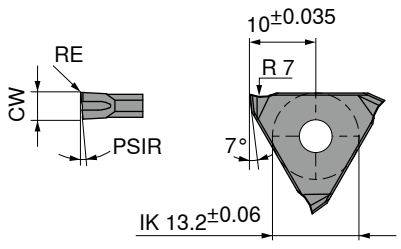



Designation	CW -0,05 mm	for tool holder	Right-hand 73 301 ...	£
TX R 0518.00.1	1.99	R/L 207 .. . / 780 .. . 1	204	25.89
TX R 0521.00.2	2.29	R/L 207 .. . / 780 .. . 2	206	26.73
TX R 0526.00.2	2.79	R/L 207 .. . / 780 .. . 2	208	26.73

TX insert for fine and copy turning

CERATIZIT \ Performance

CWX500

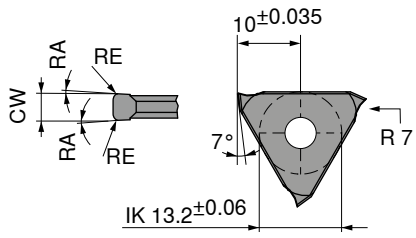



Designation	CW +0,03 mm	for tool holder	Neutral 73 303 ...	£
TX N 0150.02.1	1.5	R/L 207 .. . / 738 .. . / 660 .. . 1	204	22.08
TX N 0200.02.1	2.0	R/L 207 .. . / 738 .. . / 660 .. . 1	206	22.08
TX N 0200.04.1	2.0	R/L 207 .. . / 738 .. . / 660 .. . 1	208	22.08
TX N 0300.06.2	3.0	R/L 207 .. . / 738 .. . / 660 .. . 2	212	23.28
TX N 0300.02.2	3.0	R/L 207 .. . / 738 .. . / 660 .. . 2	210	23.28
TX N 0300.08.2	3.0	R/L 207 .. . / 738 .. . / 660 .. . 2	214	23.28
TX N 0400.08.3	4.0	R/L 207 .. . / 738 .. . / 660 .. . 3	218	23.48
TX N 0400.02.3	4.0	R/L 207 .. . / 738 .. . / 660 .. . 3	216	23.48
TX N 0400.12.3	4.0	R/L 207 .. . / 738 .. . / 660 .. . 3	220	23.48

TX insert for circlip grooves

▲ For circlip grooves according to DIN 471 / 472

CERATIZIT \ Performance

CWX500

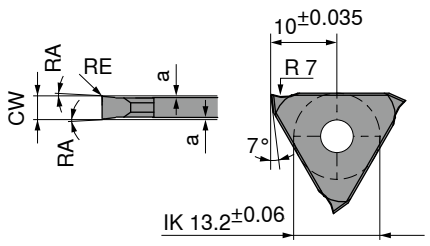

Designation	CW -0,05 mm	a +/-0,02 mm	for tool holder	Neutral 73 300 ...	£
TX N 0050.00.1	0.57	0.07	R/L .. .1	204	17.69
TX N 0060.00.1	0.67	0.07	R/L .. .1	206	17.69
TX N 0070.00.1	0.77	0.08	R/L .. .1	208	17.69
TX N 0080.00.1	0.87	0.08	R/L .. .1	210	17.69
TX N 0090.00.1	0.97	0.08	R/L .. .1	212	17.69
TX N 0100.00.1	1.07	0.09	R/L .. .1	214	17.69
TX N 0110.00.1	1.24	0.15	R/L .. .1	216	17.69
TX N 0130.00.1	1.44	0.15	R/L .. .1	218	17.69
TX N 0160.00.1	1.74	0.20	R/L .. .1	220	17.69
TX N 0185.00.1	1.99	0.20	R/L .. .1	222	17.69
TX N 0215.00.2	2.29	0.20	R/L .. .2	224	17.69
TX N 0265.00.2	2.79	0.20	R/L .. .2	226	17.69
TX N 0315.00.3	3.29	0.20	R/L .. .3	228	20.18
TX N 0415.00.4	4.29	0.20	R/L .. .4	230	20.29
TX N 0515.00.4	5.29	0.20	R/L .. .4	232	20.93

TX insert for axial grooving

▲ Up to cutting depth 3.5 mm
▲ Cutting width 1.5–5.0 mm
▲ Groove-Ø external $D_a \geq 20$ mm

CERATIZIT \ Performance

CWX500 CWX500

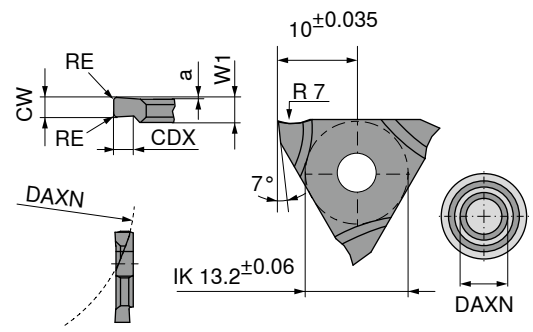





Illustrations show right-hand versions

Designation	CW mm	W1 mm	CDX mm	a mm	DAXN mm	for tool holder	Left-hand 73 306 ...	£	Right-hand 73 305 ...	£
TX R/L 2015.2.2	1.5	2.7	2.0	0.2	20	R/L 207 .. . 2	204	25.31	204	25.31
TX R/L 3020.2.2	2.0	2.7	3.0	0.2	30	R/L 207 .. . 2	206	25.31	206	25.31
TX R/L 3030.2.3	3.0	3.7	3.0	0.2	30	R/L 207 .. . 3	208	25.60	208	25.60
TX R/L 3040.2.4	4.0	4.3	3.5	0.2	30	R/L 207 .. . 4	210	25.89	210	25.89
TX R/L 3050.2.4	5.0	5.3	3.5	0.2	30	R/L 207 .. . 4	212	27.07	212	27.07

MonoClamp – Radial/Axial TX Grooving Holder 0°, 6 mm cutting depth

- For radial and axial grooving
- Cutting width 0.5 – 6.3 mm

CERATIZIT \ Performance

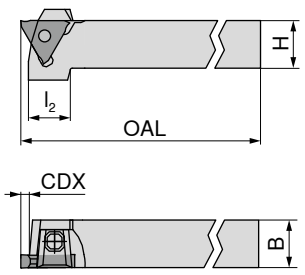

Illustrations show right-hand versions



Designation	H mm	B +/-0,1 mm	OAL mm	l_2 mm	CDX mm	for grooving inserts	Right-hand 73 500 ...	£
R 207.1212.1	12	12	100	24	4	TX R/N/L ...1	**112**	81.00
R 207.1616.1	16	16	125	22	4	TX R/N/L ...1	**116**	73.00
R 207.2020.1	20	20	125	21	4	TX R/N/L ...1	**120**	56.00
R 207.2525.1	25	25	150		4	TX R/N/L ...1	**125**	59.00
R 207.3232.1	32	32	170		4	TX R/N/L ...1	**132**	69.00
R 207.1212.2	12	12	100	24	6	TX R/N/L ...2	**212**	81.00
R 207.1616.2	16	16	125	22	6	TX R/N/L ...2	**216**	73.00
R 207.2020.2	20	20	125	21	6	TX R/N/L ...2	**220**	56.00
R 207.2525.2	25	25	150		6	TX R/N/L ...2	**225**	59.00
R 207.3232.2	32	32	170		6	TX R/N/L ...2	**232**	69.00
R 207.1212.3	12	12	100	24	6	TX R/N/L ...3	**312**	81.00
R 207.1616.3	16	16	125	22	6	TX R/N/L ...3	**316**	73.00
R 207.2020.3	20	20	125	21	6	TX R/N/L ...3	**320**	56.00
R 207.2525.3	25	25	150		6	TX R/N/L ...3	**325**	59.00
R 207.3232.3	32	32	170		6	TX R/N/L ...3	**332**	69.00
R 207.1616.4	16	16	125	22	6	TX R/N/L ...4	**416**	73.00
R 207.2020.4	20	20	125	21	6	TX R/N/L ...4	**420**	57.00
R 207.2525.4	25	25	150		6	TX R/N/L ...4	**425**	60.00
R 207.3232.4	32	32	170		6	TX R/N/L ...4	**432**	70.00

Spare parts for grooving inserts	 right hand £	73 950 ...		Key I £	70 950 ...		Clamping screw £	73 950 ...		Guide pin £	73 950 ...
TX R/N/L ...1	22.75	**020**	SW3	1.99	**176**	M6x20	4.79	**028**	Ø 4x18	0.58	**030**
TX R/N/L ...2	22.75	**020**	SW3	1.99	**176**	M6x20	4.79	**028**	Ø 4x18	0.58	**030**
TX R/N/L ...3	22.75	**020**	SW3	1.99	**176**	M6x20	4.79	**028**	Ø 4x18	0.58	**030**
TX R/N/L ...4	25.28	**022**	SW3	1.99	**176**	M6x20	4.79	**028**	Ø 4x18	0.58	**030**

Left hand tooling and the rest of the comprehensive TX range are available in the main catalogue.

TX – Boring bar

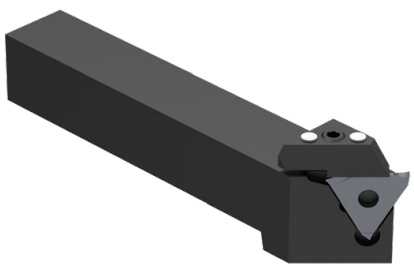

TX – Tool holder 45°



TX – Tool holder 90°
6 mm cutting depth



TX – Tool holder 0°
8 mm cutting depth

Grooving Tools guide (Main catalogue 2021)

Cutting Data 101–110 Chip Breakers Overview 123–126

It couldn't be easier

Ordering via the Online Shop

In the Online Shop you can select and order your tool with a mouse click, 24 hours a day, 7 days a week. All your transactions including those in the past can be viewed clearly and easily in the online shop. Register and use our Service: **cuttingtools.ceratizit.com**

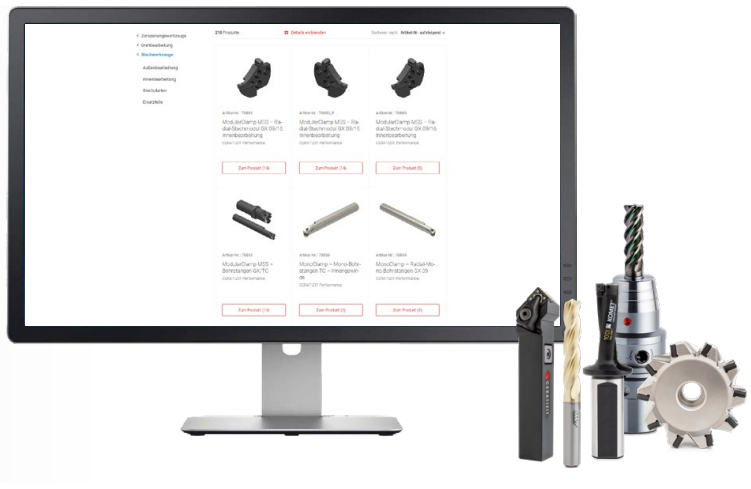

MiniCut – Grooving insert

WNT \ Performance

CWX500

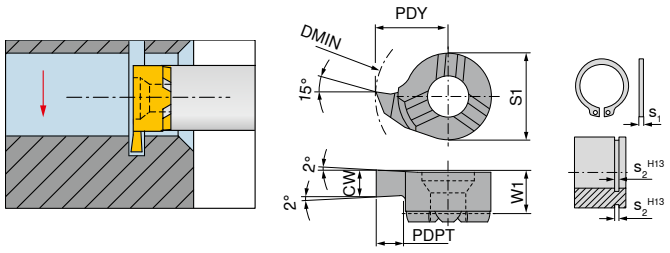

Size	Designation	DMIN mm	CW mm	PDPT mm	W1 mm	PDY mm	S1 mm	Right-hand 73 310 ...	£
08	8,00. R .0,73.1,0	8	0.73	1.0	3.3	4.8	6	073	18.49
	8,00. R .0,83.1,0	8	0.83	1.0	3.3	4.8	6	083	18.49
	8,00. R .0,93.1,0	8	0.93	1.0	3.3	4.8	6	093	18.49
	8,00. R .1,00.1,0	8	1.00	1.0	3.3	4.8	6	110	18.49
	8,00. R .1,20.1,0	8	1.20	1.0	3.3	4.8	6	112	18.49
	8,00. R .1,40.1,0	8	1.40	1.0	3.3	4.8	6	114	18.49
	8,00. R .1,50.1,0	8	1.50	1.0	3.3	4.8	6	115	18.49
	8,00. R .1,70.1,0	8	1.70	1.0	3.3	4.8	6	117	18.49
	8,00. R .2,00.1,0	8	2.00	1.0	3.3	4.8	6	120	18.49
11	11,00. R .0,73.1,2	11	0.73	1.2	4.2	6.7	8	373	18.49
	11,00. R .0,83.1,3	11	0.83	1.3	4.2	6.7	8	383	18.49
	11,00. R .0,93.1,5	11	0.93	1.5	4.2	6.7	8	393	18.49
	11,00. R .1,00.2,3	11	1.00	2.3	4.2	6.7	8	310	18.49
	11,00. R .1,20.2,3	11	1.20	2.3	4.2	6.7	8	312	18.49
	11,00. R .1,40.2,3	11	1.40	2.3	4.2	6.7	8	314	18.49
	11,00. R .1,50.2,3	11	1.50	2.3	4.2	6.7	8	315	18.49
	11,00. R .1,70.2,3	11	1.70	2.3	4.2	6.7	8	317	18.49
	11,00. R .2,00.2,3	11	2.00	2.3	4.2	6.7	8	320	18.49
	11,00. R .2,50.2,3	11	2.50	2.3	4.2	6.7	8	325	18.49
	11,00. R .3,00.2,3	11	3.00	2.3	4.2	6.7	8	330	18.49
14	14,00. R .0,73.1,2	14	0.73	1.2	5.3	9.0	9	573	18.49
	14,00. R .0,83.1,3	14	0.83	1.3	5.3	9.0	9	583	18.49
	14,00. R .0,93.1,5	14	0.93	1.5	5.3	9.0	9	593	18.49
	14,00. R .1,20.4,0	14	1.20	4.0	5.3	9.0	9	512	18.49
	14,00. R .1,40.4,0	14	1.40	4.0	5.3	9.0	9	514	18.49
	14,00. R .1,50.4,0	14	1.50	4.0	5.3	9.0	9	515	18.49
	14,00. R .1,70.4,0	14	1.70	4.0	5.3	9.0	9	517	18.49
	14,00. R .2,00.4,0	14	2.00	4.0	5.3	9.0	9	520	18.49
	14,00. R .2,50.4,0	14	2.50	4.0	5.3	9.0	9	525	18.49
	14,00. R .3,00.4,0	14	3.00	4.0	5.3	9.0	9	530	18.49
16	16,00. R .0,73.1,2	16	0.73	1.2	5.4	10.2	11	773	22.52
	16,00. R .0,83.1,3	16	0.83	1.3	5.4	10.2	11	783	22.52
	16,00. R .0,93.1,5	16	0.93	1.5	5.4	10.2	11	793	22.52
	16,00. R .1,20.4,3	16	1.20	4.3	5.4	10.2	11	712	20.34
	16,00. R .1,40.4,3	16	1.40	4.3	5.4	10.2	11	714	20.34
	16,00. R .1,50.4,3	16	1.50	4.3	5.4	10.2	11	715	20.34
	16,00. R .1,70.4,3	16	1.70	4.3	5.4	10.2	11	717	20.34
	16,00. R .2,00.4,3	16	2.00	4.3	5.4	10.2	11	720	20.34
	16,00. R .2,50.4,3	16	2.50	4.3	5.4	10.2	11	725	20.34
	16,00. R .3,00.4,3	16	3.00	4.3	5.4	10.2	11	730	20.34
	16,00. R .3,50.4,3	16	3.50	4.3	5.4	10.2	11	735	20.34
	16,00. R .4,00.4,3	16	4.00	4.3	5.4	10.2	11	740	20.34

P	●
M	●
K	●
N	●
S	●
H	●
O	●

MiniCut – Full radius grooving and turning insert

WNT \ Performance

CWX500

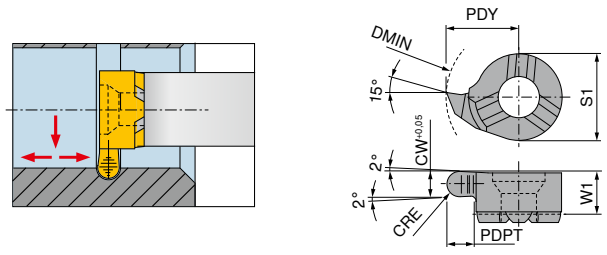

Size	Designation	DMIN mm	CW mm	PDPT mm	W1 mm	PDY mm	S1 mm	CRE mm	Right-hand 73 318 ...	£
08	8,00. R .0,80.1,0	8	0.8	1.0	3.3	4.8	6	0.4	008	23.05
	8,00. R .1,20.1,0	8	1.2	1.0	3.3	4.8	6	0.6	012	23.05
	8,00. R .1,80.1,0	8	1.8	1.0	3.3	4.8	6	0.9	018	23.05
11	11,00. R .0,80.2,3	11	0.8	2.3	4.2	6.7	8	0.4	308	23.34
	11,00. R .1,20.2,3	11	1.2	2.3	4.2	6.7	8	0.6	312	23.34
	11,00. R .1,80.2,3	11	1.8	2.3	4.2	6.7	8	0.9	318	23.34
	11,00. R .2,00.2,3	11	2.0	2.3	4.2	6.7	8	1.0	320	23.34
	11,00. R .3,00.2,3	11	3.0	2.3	4.2	6.7	8	1.5	330	23.34
14	14,00. R .1,20.4,0	14	1.2	4.0	5.3	9.0	9	0.6	512	24.70
	14,00. R .1,80.4,0	14	1.8	4.0	5.3	9.0	9	0.9	518	24.70
	14,00. R .2,00.4,0	14	2.0	4.0	5.3	9.0	9	1.0	520	24.70
	14,00. R .2,20.4,0	14	2.2	4.0	5.3	9.0	9	1.1	522	24.70
	14,00. R .3,00.4,0	14	3.0	4.0	5.3	9.0	9	1.5	530	24.70
16	16,00. R .1,80.4,3	16	1.8	4.3	5.4	10.2	11	0.9	718	24.95
	16,00. R .2,20.4,3	16	2.2	4.3	5.4	10.2	11	1.1	722	24.95
	16,00. R .3,00.4,3	16	3.0	4.3	5.4	10.2	11	1.5	730	24.95
	16,00. R .4,00.4,3	16	4.0	4.3	5.4	10.2	11	2.0	740	24.95

P	●
M	●
K	●
N	●
S	●
H	●
O	●

MiniCut – Internal turning and chamfering insert

▲ CDX = ap_{max} (material dependant)

WNT \ Performance

CWX500

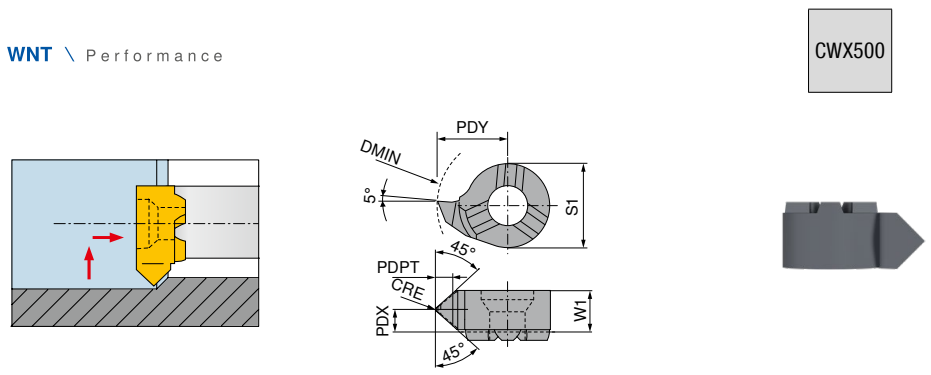

Size	Designation	DMIN mm	PDPT mm	W1 mm	PDX mm	PDY mm	S1 mm	CRE mm	CDX mm	Right-hand 73 334 ...	£
08	8,00. R .45°.1,4	8	1.4	3.5	1.8	4.8	6	0.2	0.6	010	20.57
11	11,00. R .45°.1,5	11	1.5	4.3	2.2	6.7	8	0.2	1.0	310	20.57
14	14,00. R .45°.1,5	14	1.5	5.4	2.8	9.0	9	0.2	1.2	510	22.22

P	●
M	●
K	●
N	●
S	●
H	●
O	●

MiniCut – Insert for turning and profiling

WNT \ Performance

CWX500

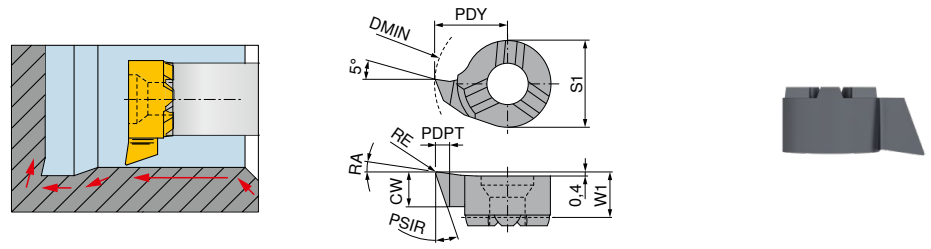

Size	Designation	DMIN mm	CW mm	W1 mm	PDY mm	S1 mm	RE mm	PDPT mm	PSIR °	RA °	Right-hand 73 322 ...	£
08	8,00. R .3,30.18°	7.8	3.3	3.5	4.65	6	0.2	0.6	18	8	033	21.40
11	9,80. R .3,90.18°	9.8	3.9	4.2	5.50	8	0.2	1.0	18	8	139	21.40
	11,00. R .3,90.18°	11.0	3.9	4.2	6.70	8	0.2	1.0	18	8	339	21.16
14	14,00. R .5,00.18°	13.8	5.0	5.1	8.70	9	0.2	1.5	18	8	550	21.16
16	15,50. R .5,00.18°	15.5	5.0	5.4	9.70	11	0.2	1.5	18	8	750	23.13

P	●
M	●
K	●
N	●
S	●
H	●
O	●

MiniCut – Back boring insert

▲ CDX = ap_{max} (material dependant)

WNT \ Performance

CWX500

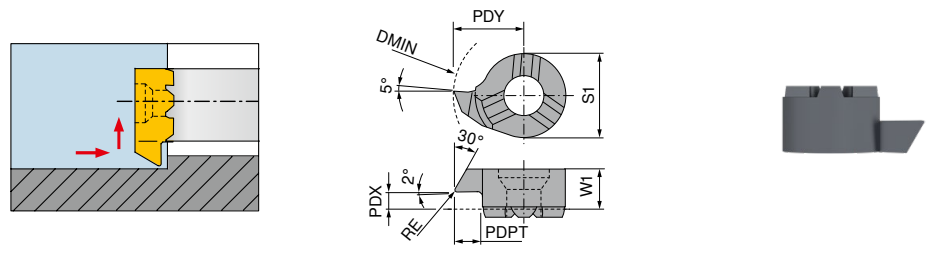

Size	Designation	DMIN mm	PDPT mm	W1 mm	PDX mm	PDY mm	S1 mm	RE mm	CDX mm	Right-hand 73 330 ...	£
08	8,00. R .30°.1,3	7.8	1.3	3.5	1.0	4.65	6	0.2	0.6	013	24.62
11	11,00. R .30°.2,3	11.0	2.3	4.3	1.6	6.70	8	0.2	1.0	323	24.11
14	14,00. R .30°.3,5	13.8	3.5	5.4	2.4	8.70	9	0.2	1.5	535	24.62

P	●
M	●
K	●
N	●
S	●
H	●
O	●

MiniCut – Internal undercut insert

▲ CDX = ap_{max} (material dependant)

WNT \ Performance

CWX500

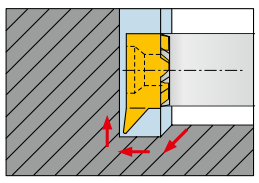

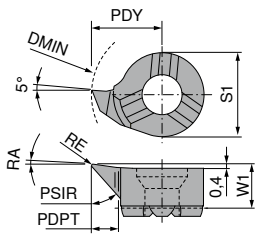

Size	Designation	DMIN mm	PDPT mm	W1 mm	PDY mm	S1 mm	RE mm	CDX mm	PSIR °	RA °	Right-hand 73 326 ...	£
08	8,00. R .30°.1,0	7.8	1.0	3.5	4.65	6	0.2	0.4	30	3	010	24.72
	8,00. R .47°.1,2	7.8	1.2	3.5	4.65	6	0.2	0.4	47	3	012	21.47
11	11,00. R .30°.2,3	11.0	2.3	4.2	6.70	8	0.2	0.6	30	3	423	24.14
	11,00. R .47°.2,3	11.0	2.3	4.2	6.70	8	0.2	0.6	47	3	323	20.91
14	13,70. R .47°.3,0	13.7	3.0	5.3	8.70	9	0.2	0.8	47	3	530	21.47
	13,70. R .30°.4,0	13.7	4.0	5.3	8.70	9	0.2	0.8	30	3	540	24.72

P	●
M	●
K	●
N	●
S	●
H	●
O	●

MiniCut – Insert for pregrooving and chamfering

WNT \ Performance

CWX500

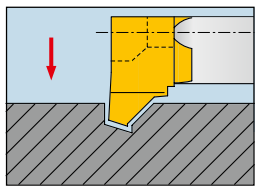

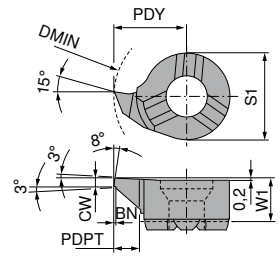

Size	Designation	DMIN mm	CW mm	PDPT mm	W1 mm	PDY mm	S1 mm	BN mm	Right-hand 73 338 ...	£
08	8,00. R .1,00.45°	8	1	1.0	3.3	4.8	6	0.2	100	20.91
11	11,00. R .1,00.45°	11	1	1.5	4.2	6.7	8	0.2	315	20.91
14	14,00. R .1,00.45°	14	1	1.5	5.3	9.0	9	0.2	515	20.91
16	16,00. R .1,00.45°	16	1	1.5	5.4	10.2	11	0.2	715	20.91

P	●
M	●
K	●
N	●
S	●
H	●
O	●

MiniCut – Steel Tool holder

WNT \ Performance

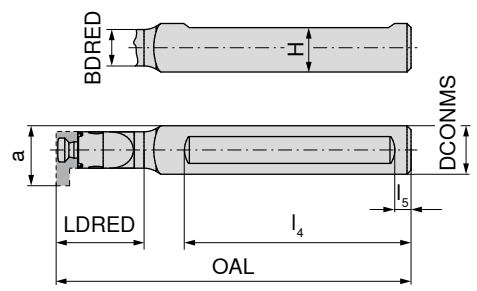



Designation	a mm	DCONMS $_{f7}$ mm	OAL mm	l_4 mm	LDRED mm	BDRED mm	H mm	l_5 mm	73 522 ...	£
8,00/16.N.12.1,0	7.8	16	80	60	12	6	15.0	5	012	80.00
8,00/16.N.22.1,0	7.8	16	90	60	22	6	15.0	5	122	92.00
11,00/16.N.16.2,3	10.7	16	97	60	16	8	14.5	5	016	80.00
11,00/16.N.29.2,3	10.7	16	110	60	29	8	14.5	5	129	92.00
14,00/16.N.18.4,0	13.8	16	100	60	18	11	14.5	5	018	92.00
14,00/16.N.38.4,0	13.8	16	120	60	38	11	14.5	5	138	92.00
16,00/16.N.22.4,3	15.7	16	100	60	22	11	14.5	5	022	80.00
16,00/16.N.42.4,3	15.7	16	120	60	42	11	14.5	5	142	92.00

Spare parts

Key D

Clamping screw

Size		£	80 950 ...		£	73 082 ...
08	T08	5.95	110	M2,6	4.13	002
11	T10	6.96	112	M3,5	4.13	003
14	T15	7.08	113	M4	4.13	004
16	T20	7.57	114	M5	4.13	005

The Cutting Tool Solution is

FULL RANGE PRODUCT PORTFOLIO

INNOVATIVE ORIENTATION

HIGHEST TECHNICAL COMPETENCE

FAST AND EFFICIENT AVAILABILITY

DEEP INDUSTRY KNOWLEDGE

INDEPENDENT QUALITY GUARANTEE

Customer Service Centre
Freephone: 0800 073 2 073 / Freefax: 0800 073 2 074

Ordering via the Online Shop
http://cuttingtools.ceratizit.com

UltraMini – Inserts for internal turning and profiling

▲ CDX = Maximum depth of cut when turning outwards

WNT \ Performance

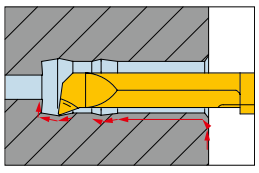

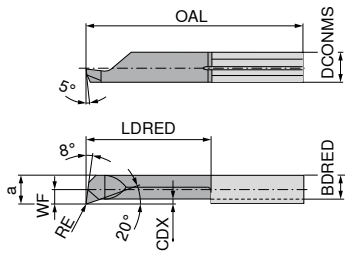

Designation	DCONMS h6 mm	WF mm	DMIN mm	a mm	OAL mm	LDRED mm	CDX mm	BDRED mm	RE mm	Standard tool holder	TiN Right-hand 73 004 ...	£	TiAlN Right-hand 73 004 ...	£
R 050.2-5	4		2.0	1.7	19	5	0.1	1.5	0.05	645.00..-D	520	26.50		
R 050.2-10	4		2.0	1.7	24	10	0.1	1.5	0.05	645.00..-D	521	28.89		
R 050.2-15	4		2.0	1.7	29	15	0.1	1.5	0.05	645.00..-D	522	28.64		
R 050.3-10	4	0.6	2.8	2.6	24	10	0.2	2.3	0.10	645.00..-D	531	30.46		
R 050.3-16	4	0.6	2.8	2.6	30	16	0.2	2.3	0.10	645.00..-D	530	33.41		
R 050.3-20	4	0.6	2.8	2.6	34	20	0.2	2.3	0.10	645.00..-D	532	33.37		
R 050.4-10	4	1.5	4.0	3.5	24	10	0.3	3.0	0.10	645.00..-D	541	30.04	841	28.81
R 050.4-16	4	1.5	4.0	3.5	30	16	0.3	3.0	0.10	645.00..-D	540	30.04	840	30.46
R 050.4-20	4	1.5	4.0	3.5	34	20	0.3	3.0	0.10	645.00..-D	542	32.02	842	34.07
R 050.4-24	4	1.5	4.0	3.5	38	24	0.3	3.0	0.10	645.00..-D	545	37.53	845	38.68
R 050.4-28	4	1.5	4.0	3.5	42	28	0.3	3.0	0.10	645.00..-D	546	41.10	846	43.05
R 050.5-10	5	1.9	5.0	4.4	25	10	0.5	3.8	0.15	645.00..-D	551	28.42	851	26.99
R 050.5-15	5	1.9	5.0	4.4	30	15	0.5	3.8	0.15	645.00..-D	552	30.28	852	28.81
R 050.5-20	5	1.9	5.0	4.4	35	20	0.5	3.8	0.15	645.00..-D	550	31.08	850	33.17
R 050.5-25	5	1.9	5.0	4.4	40	25	0.5	3.8	0.15	645.00..-D	553	35.11	853	37.53
R 050.5-30	5	1.9	5.0	4.4	45	30	0.5	3.8	0.15	645.00..-D	554	38.60	854	42.31
R 050.5-35	5	1.9	5.0	4.4	50	35	0.5	3.8	0.15	645.00..-D	556	44.81	856	46.91
R/L 050.5-40	5	1.9	5.0	4.4	55	40	0.5	3.8	0.15	645.00..-D			857	50.99
R 050.6-15	6	2.3	6.0	5.3	30	15	0.5	4.5	0.15	676.00..-D	561	29.72	861	28.81
R 050.6-22	6	2.3	6.0	5.3	37	22	0.5	4.5	0.15	676.00..-D	560	32.35	860	33.17
R 050.6-25	6	2.3	6.0	5.3	40	25	0.5	4.5	0.15	676.00..-D	562	34.40	862	37.53
R 050.6-30	6	2.3	6.0	5.3	45	30	0.5	4.5	0.15	676.00..-D	563	39.10	863	42.31
R 050.6-35	6	2.3	6.0	5.3	50	35	0.5	4.5	0.15	676.00..-D	564	44.81	864	46.91
R 050.6-42	6	2.3	6.0	5.3	57	42	0.5	4.5	0.15	676.00..-D	565	50.95	865	52.43
R 050.7-20	7	2.8	6.8	6.3	35	20	0.6	5.5	0.15	676.00..-D	572	33.01	872	32.70
R 050.7-25	7	2.8	6.8	6.3	40	25	0.6	5.5	0.15	676.00..-D	573	40.82	873	37.94
R 050.7-30	7	2.8	6.8	6.3	45	30	0.6	5.5	0.15	676.00..-D	574	41.39	874	42.14
R 050.7-35	7	2.8	7.0	6.3	50	35	0.6	5.5	0.15	676.00..-D	575	47.72	875	47.72
R 050.7-40	7	2.8	7.0	6.3	55	40	0.6	5.5	0.15	676.00..-D	576	53.16	876	53.16
R 050.7-45	7	2.8	7.0	6.3	60	45	0.6	5.5	0.15	676.00..-D	577	55.30	877	55.30
R 050.7-50	7	2.8	7.0	6.3	65	50	0.6	5.5	0.15	676.00..-D	578	60.65	878	60.65
P											●		●	
M											●		●	
K											●		●	
N											●		●	
S											○		●	
H											○		●	
O											●		●	

UltraMini – Inserts for internal turning and chamfering

▲ CDX = Maximum depth of cut when turning outwards

WNT \ Performance

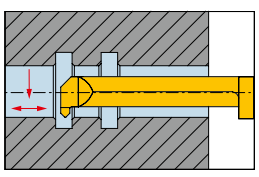

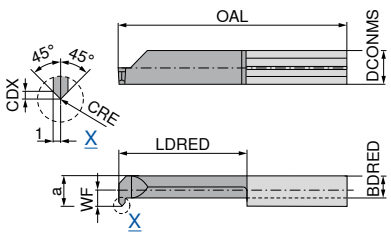

Designation	DCONMS h6 mm	WF mm	DMIN mm	a mm	OAL mm	LDRED mm	CDX mm	BDRED mm	CRE mm	Standard tool holder	TiN Right-hand 73 006 ...	£
R 060.5-15	5	1.9	5.0	4.4	30	15	0.7	3.3	0.2	645.00..-D	551	27.15
R 060.5-20	5	1.9	5.0	4.4	35	20	0.7	3.3	0.2	645.00..-D	550	30.22
R 060.7-20	7	2.7	6.8	6.3	35	20	0.7	3.8	0.2	676.00..-D	570	31.53
P											●	
M											●	
K											●	
N											●	
S											○	
H											○	
O											●	

UltraMini – Inserts for Internal Grooving

▲ CDX = Maximum depth of cut when turning outwards

WNT \ Performance

TiN

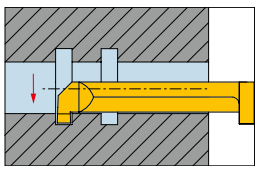

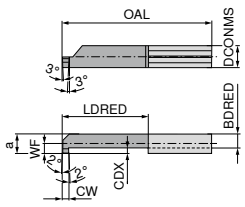

Designation	DCONMS h6 mm	WF mm	DMIN mm	a mm	OAL mm	LDRED mm	CDX mm	BDRED mm	CW mm	Standard tool holder	Right-hand 73 002 ...	£
R 004.0100-10	4	1.5	4.0	3.5	24	10	0.8	2.4	1.0	645.00..-D	540	26.76
R 004.0100-16	4	1.5	4.0	3.5	30	16	0.8	2.4	1.0	645.00..-D	541	32.68
R 004.0100-20	4	1.5	4.0	3.5	34	20	0.8	2.4	1.0	645.00..-D	542	35.22
R 005.0100-10	5	1.9	5.0	4.4	25	10	1.0	3.3	1.0	645.00..-D	650	26.32
R 005.0150-10	5	1.9	5.0	4.4	25	10	1.0	3.3	1.5	645.00..-D	654	27.25
R 005.0200-10	5	1.9	5.0	4.4	25	10	1.0	3.3	2.0	645.00..-D	658	27.25
R 005.0100-15	5	1.9	5.0	4.4	30	15	1.0	3.3	1.0	645.00..-D	651	30.84
R 005.0150-15	5	1.9	5.0	4.4	30	15	1.0	3.3	1.5	645.00..-D	655	30.84
R 005.0200-15	5	1.9	5.0	4.4	30	15	1.0	3.3	2.0	645.00..-D	659	30.84
R 005.0150-20	5	1.9	5.0	4.4	35	20	1.0	3.3	1.5	645.00..-D	552	34.91
R 005.0100-20	5	1.9	5.0	4.4	35	20	1.0	3.3	1.0	645.00..-D	551	34.91
R 005.0200-20	5	1.9	5.0	4.4	35	20	1.0	3.3	2.0	645.00..-D	553	34.91
R 005.0100-25	5	1.9	5.0	4.4	40	25	1.0	3.3	1.0	645.00..-D	652	38.68
R 005.0150-25	5	1.9	5.0	4.4	40	25	1.0	3.3	1.5	645.00..-D	656	38.68
R 005.0200-25	5	1.9	5.0	4.4	40	25	1.0	3.3	2.0	645.00..-D	750	38.93
R 005.0100-30	5	1.9	5.0	4.4	45	30	1.0	3.3	1.0	645.00..-D	653	43.05
R 005.0150-30	5	1.9	5.0	4.4	45	30	1.0	3.3	1.5	645.00..-D	657	43.05
R 005.0200-30	5	1.9	5.0	4.4	45	30	1.0	3.3	2.0	645.00..-D	751	43.38
R 005.0100-35	5	1.9	5.0	4.4	50	35	1.0	3.3	1.0	645.00..-D	680	46.99
R 006.0100-10	6	2.3	6.0	5.3	25	10	1.8	3.4	1.0	676.00..-D	660	26.81
R 006.0150-10	6	2.3	6.0	5.3	25	10	1.8	3.4	1.5	676.00..-D	664	25.67
R 006.0200-10	6	2.3	6.0	5.3	25	10	1.8	3.4	2.0	676.00..-D	668	26.81
R 006.0100-15	6	2.3	6.0	5.3	30	15	1.8	3.4	1.0	676.00..-D	661	31.08
R 006.0150-15	6	2.3	6.0	5.3	30	15	1.8	3.4	1.5	676.00..-D	665	31.08
R 006.0200-15	6	2.3	6.0	5.3	30	15	1.8	3.4	2.0	676.00..-D	669	31.08
R 006.0150-22	6	2.3	6.0	5.3	37	22	1.8	3.4	1.5	676.00..-D	562	35.15
R 006.0100-22	6	2.3	6.0	5.3	37	22	1.8	3.4	1.0	676.00..-D	561	35.15
R 006.0200-22	6	2.3	6.0	5.3	37	22	1.8	3.4	2.0	676.00..-D	563	35.15
R 006.0100-25	6	2.3	6.0	5.3	40	25	1.8	3.4	1.0	676.00..-D	662	38.93
R 006.0150-25	6	2.3	6.0	5.3	40	25	1.8	3.4	1.5	676.00..-D	666	38.93
R 006.0200-25	6	2.3	6.0	5.3	40	25	1.8	3.4	2.0	676.00..-D	760	38.93
R 006.0150-30	6	2.3	6.0	5.3	45	30	1.8	3.4	1.5	676.00..-D	667	43.38
R 006.0100-30	6	2.3	6.0	5.3	45	30	1.8	3.4	1.0	676.00..-D	663	43.38
R 006.0200-30	6	2.3	6.0	5.3	45	30	1.8	3.4	2.0	676.00..-D	761	43.38
R 006.0150-35	6	2.3	6.0	5.3	50	35	1.8	3.4	1.5	676.00..-D	684	46.99
R 006.0100-35	6	2.3	6.0	5.3	50	35	1.8	3.4	1.0	676.00..-D	682	46.99
R 006.0100-42	6	2.3	6.0	5.3	57	42	1.8	3.4	1.0	676.00..-D	685	52.76
R 007.0200-10	7	2.7	6.8	6.3	25	10	2.5	3.8	2.0	676.00..-D	670	27.25
R 007.0100-10	7	2.7	6.8	6.3	25	10	2.5	3.8	1.0	676.00..-D	570	27.25
R 007.0150-10	7	2.7	6.8	6.3	25	10	2.5	3.8	1.5	676.00..-D	575	27.25
R 007.0150-15	7	2.7	6.8	6.3	30	15	2.5	3.8	1.5	676.00..-D	576	31.41
R 007.0100-15	7	2.7	6.8	6.3	30	15	2.5	3.8	1.0	676.00..-D	571	31.41
R 007.0200-15	7	2.7	6.8	6.3	30	15	2.5	3.8	2.0	676.00..-D	671	30.04
R 007.0200-22	7	2.7	6.8	6.3	37	22	2.5	3.8	2.0	676.00..-D	672	35.88
R 007.0100-22	7	2.7	6.8	6.3	37	22	2.5	3.8	1.0	676.00..-D	572	35.88
R 007.0150-22	7	2.7	6.8	6.3	37	22	2.5	3.8	1.5	676.00..-D	577	35.88
R 007.0150-25	7	2.7	6.8	6.3	40	25	2.5	3.8	1.5	676.00..-D	578	39.34
R 007.0100-25	7	2.7	6.8	6.3	40	25	2.5	3.8	1.0	676.00..-D	573	39.34
R 007.0200-25	7	2.7	6.8	6.3	40	25	2.5	3.8	2.0	676.00..-D	673	38.77
R 007.0150-30	7	2.7	6.8	6.3	45	30	2.5	3.8	1.5	676.00..-D	579	42.70
R 007.0100-30	7	2.7	6.8	6.3	45	30	2.5	3.8	1.0	676.00..-D	574	44.11
R 007.0200-30	7	2.7	6.8	6.3	45	30	2.5	3.8	2.0	676.00..-D	674	41.39
R 007.0100-35	7	2.7	7.0	6.3	50	35	2.5	3.8	1.0	676.00..-D	688	48.31
R 007.0150-35	7	2.7	7.0	6.3	50	35	2.5	3.8	1.5	676.00..-D	690	48.31
R 007.0200-35	7	2.7	7.0	6.3	50	35	2.5	3.8	2.0	676.00..-D	692	48.31
R 007.0150-40	7	2.7	7.0	6.3	55	40	2.5	3.8	1.5	676.00..-D	702	53.58
R 007.0100-40	7	2.7	7.0	6.3	55	40	2.5	3.8	1.0	676.00..-D	700	53.58
R 007.0100-45	7	2.7	7.0	6.3	60	45	2.5	3.8	1.0	676.00..-D	712	58.20
R 007.0100-50	7	2.7	7.0	6.3	65	50	2.5	3.8	1.0	676.00..-D	714	62.22

P	●
M	●
K	●
N	●
S	○
H	○
O	●

UltraMini – Inserts for internal turning and profiling

▲ with chip former

WNT \ Performance

TiAlN

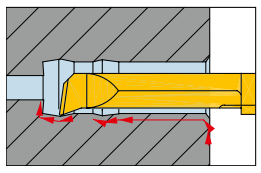

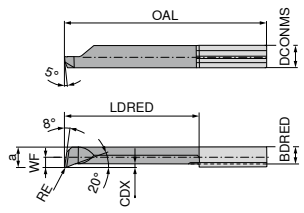

Designation	DCONMS h6 mm	WF mm	DMIN mm	a mm	OAL mm	LDRED mm	CDX mm	BDRED mm	RE mm	Standard tool holder	Right-hand 73 016 ...	£
R 050.4-10C	4	1.5	4	3.5	24	10	0.3	3.0	0.2	645.00..-D	410	28.81
R 050.4-16C	4	1.5	4	3.5	30	16	0.3	3.0	0.2	645.00..-D	416	30.46
R 050.4-20C	4	1.5	4	3.5	34	20	0.3	3.0	0.2	645.00..-D	420	34.07
R 050.4-24C	4	1.5	4	3.5	38	24	0.3	3.0	0.2	645.00..-D	424	38.68
R 050.4-28C	4	1.5	4	3.5	42	28	0.3	3.0	0.2	645.00..-D	428	43.05
R 050.5-10C	5	1.9	5	4.4	25	10	0.5	3.8	0.2	645.00..-D	510	26.99
R 050.5-15C	5	1.9	5	4.4	30	15	0.5	3.8	0.2	645.00..-D	515	28.81
R 050.5-20C	5	1.9	5	4.4	35	20	0.5	3.8	0.2	645.00..-D	520	33.17
R 050.5-25C	5	1.9	5	4.4	40	25	0.5	3.8	0.2	645.00..-D	525	37.53
R 050.5-30C	5	1.9	5	4.4	45	30	0.5	3.8	0.2	645.00..-D	530	42.31
R 050.5-35C	5	1.9	5	4.4	50	35	0.5	3.8	0.2	645.00..-D	535	46.91
R 050.6-15C	6	2.3	6	5.3	30	15	0.5	4.5	0.2	676.00..-D	615	28.81
R 050.6-22C	6	2.3	6	5.3	37	22	0.5	4.5	0.2	676.00..-D	622	33.17
R 050.6-25C	6	2.3	6	5.3	40	25	0.5	4.5	0.2	676.00..-D	625	37.53
R 050.6-30C	6	2.3	6	5.3	45	30	0.5	4.5	0.2	676.00..-D	630	42.31
R 050.6-35C	6	2.3	6	5.3	50	35	0.5	4.5	0.2	676.00..-D	635	46.91
R 050.6-42C	6	2.3	6	5.3	57	42	0.5	4.5	0.2	676.00..-D	642	52.43
R 050.7-20C	7	2.8	7	6.3	35	20	0.6	5.5	0.2	676.00..-D	720	32.70
R 050.7-25C	7	2.8	7	6.3	40	25	0.6	5.5	0.2	676.00..-D	725	37.94
R 050.7-30C	7	2.8	7	6.3	45	30	0.6	5.5	0.2	676.00..-D	730	42.14
R 050.7-35C	7	2.8	7	6.3	50	35	0.6	5.5	0.2	676.00..-D	735	47.72
R 050.7-40C	7	2.8	7	6.3	55	40	0.6	5.5	0.2	676.00..-D	740	53.16
R 050.7-45C	7	2.8	7	6.3	60	45	0.6	5.5	0.2	676.00..-D	745	55.30
R 050.7-50C	7	2.8	7	6.3	65	50	0.6	5.5	0.2	676.00..-D	750	60.65

P	●
M	●
K	●
N	●
S	●
H	●
O	●

UltraMini – Inserts for internal threading (Partial profile)

M 60°

WNT \ Performance

TiN

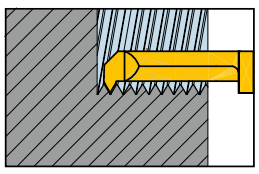

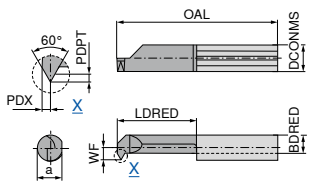

Designation	DCONMS h6 mm	WF mm	DMIN mm	a mm	OAL mm	LDRED mm	BDRED mm	PDPT mm	PDX mm	Standard tool holder	Right-hand 73 100 ...	£
R 005.0510-15	5	1.9	4.8	4.4	30	15	3.3	0.55	0.55	645.00..-D	545	30.18
R 005.0510-20	5	1.9	4.8	4.4	35	20	3.3	0.55	0.55	645.00..-D	544	31.44
R 006.0612-15	6	2.3	6.0	5.3	30	15	3.4	0.68	0.65	676.00..-D	547	30.18
R 006.0815-15	6	2.3	6.0	5.3	30	15	3.4	0.81	0.75	676.00..-D	549	30.57
R 006.0815-22	6	2.3	6.0	5.3	37	22	3.4	0.81	0.75	676.00..-D	548	31.21
R 006.0612-22	6	2.3	6.0	5.3	37	22	3.4	0.68	0.65	676.00..-D	546	31.21
R 007.0815-15	7	2.7	7.0	6.3	30	15	3.8	0.81	0.75	676.00..-D	550	31.21

P	●
M	●
K	●
N	●
S	○
H	○
O	●

Customer Service Centre
Freephone: 0800 073 2 073 / Freefax: 0800 073 2 074

Ordering via the Online Shop
http://cuttingtools.ceratizit.com

UltraMini – Inserts for axial grooving

WNT \ Performance

TiN

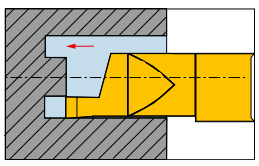

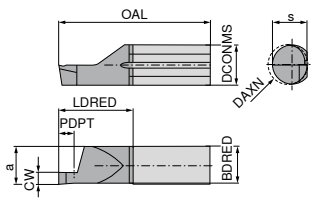

Designation	DCONMS h6 mm	a mm	DAXN mm	s mm	OAL mm	LDRED mm	BDRED mm	PDPT mm	CW mm	Standard tool holder	Right-hand 73 050 ...	£
R 010.1006-10	6	5.2	6	5.3	26	11	4.9	1.5	1.0	676.00..-D	561	33.58
R 010.1506-10	6	5.2	6	5.3	26	11	4.9	2.0	1.5	676.00..-D	563	33.58
R 010.1008-10	7	5.9	8	6.3	26	11	5.6	1.5	1.0	676.00..-D	571	34.32
R 010.1008-20	7	5.9	8	6.3	35	20	5.6	1.5	1.0	676.00..-D	671	36.70
R 010.1008-30	7	5.9	8	6.3	45	30	5.6	1.5	1.0	676.00..-D	771	38.68
R 010.1508-20	7	5.9	8	6.3	35	20	5.6	2.5	1.5	676.00..-D	673	35.44
R 010.1508-10	7	5.9	8	6.3	26	11	5.6	2.5	1.5	676.00..-D	573	33.26
R 010.1508-30	7	5.9	8	6.3	45	30	5.6	2.5	1.5	676.00..-D	773	38.68
R 010.2008-20	7	5.9	8	6.3	35	20	5.6	3.0	2.0	676.00..-D	675	35.44
R 010.2008-10	7	5.9	8	6.3	26	11	5.6	3.0	2.0	676.00..-D	575	33.26
R 010.2008-30	7	5.9	8	6.3	45	30	5.6	3.0	2.0	676.00..-D	775	38.68
R 010.2508-20	7	5.9	8	6.3	35	20	5.6	3.5	2.5	676.00..-D	677	36.70
R 010.2508-10	7	5.9	8	6.3	26	11	5.6	3.5	2.5	676.00..-D	577	34.32
R 010.3008-10	7	5.9	8	6.3	26	11	5.6	3.5	3.0	676.00..-D	579	34.32
R 010.3008-20	7	5.9	8	6.3	35	20	5.6	3.5	3.0	676.00..-D	679	35.44
R 010.2508-30	7	5.9	8	6.3	45	30	5.6	3.5	2.5	676.00..-D	777	38.68
R 010.3008-30	7	5.9	8	6.3	45	30	5.6	3.5	3.0	676.00..-D	779	38.68

P	●
M	●
K	●
N	●
S	○
H	○
O	●

Internal turning and profiling, grooving and chamfering

From Diameter 2.0 mm onwards up to a turning depth of 15.0 mm

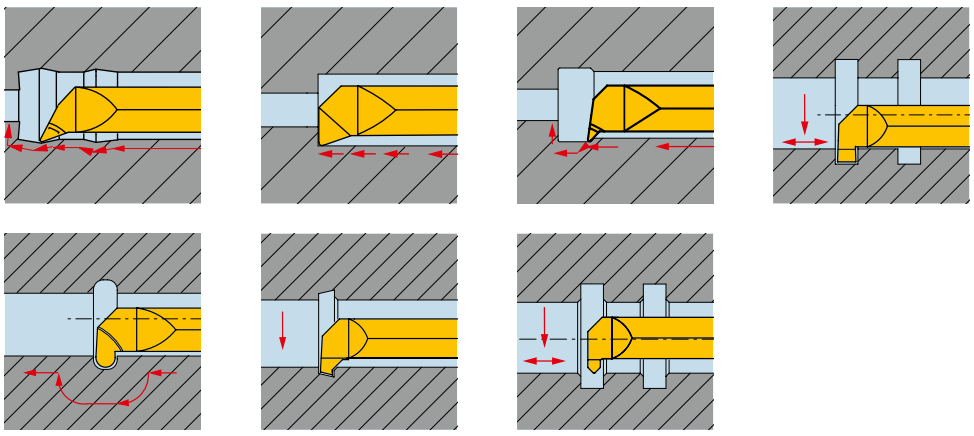

Axial grooving

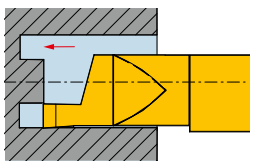

Minimum external diameter of groove 6.0 mm
At 1.5 mm grooving width
Up to 2.0 mm grooving depth

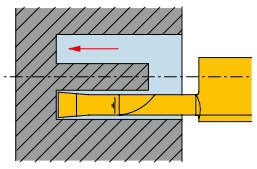

Minimum external diameter of groove 15.0 mm
At 3.0 mm grooving width
Up to 30.0 mm grooving depth

Thread turning

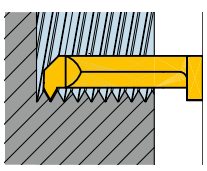

Turning of external threads from diameter 4.0 mm onwards
- Metric standard and fine thread
- Whitworth pipe threads

Miniature turning tools guide (Main catalogue 2021)

Cutting Data	58–61	Broaching – Recommendations for Correct Use	62
Symbol explanation, coatings and thread types	63		

The rest of the comprehensive UltraMini range is available in the main catalogue.

UltraMini – Standard tool holder for cutting inserts

- double ended
- Machining diameter from Ø 0.5 mm

Scope of supply:
Tool holder with allen key

WNT \ Performance

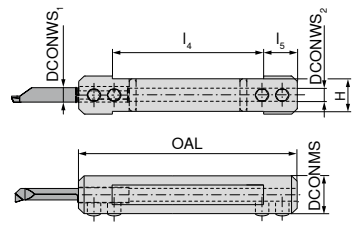

Designation	DCONWS1 mm	DCONWS2 mm	DCONMS mm	OAL mm	l4 mm	l5 mm	H mm	73 080 ...	£
645.0012-D	4	5	12	75	55	10	10.3	163	73.00
645.0016-D	4	5	16	75	55	10	14.0	164	76.00
645.0020-D	4	5	20	90	70	10	18.0	165	82.00
676.0016-D	6	7	16	75	55	10	14.0	166	76.00
676.0020-D	6	7	20	90	70	10	18.0	167	82.00

Clamping screw

Spare parts DCONWS1		£	73 082 ...
4	M5x6	3.32	001
6	M5x6	3.32	001

UltraMini – Quick change tool holder for cutting inserts

Scope of supply:
Tool holder, lock nut and clamping wedge

WNT \ Performance

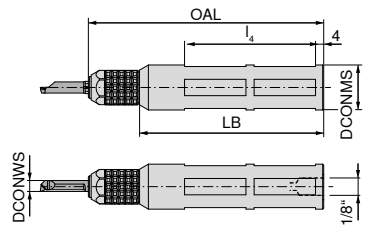

Designation	DCONWS mm	DCONMS g6 mm	OAL mm	LB mm	l4 mm	73 089 ...	£
UM600H.0012.4	4	12.00	115	90	64	124	137.00
UM600H.0016.4	4	16.00	115	90	64	164	124.00
UM600H.001905.4	4	19.05	115	90	64	194	134.00
UM600H.0020.4	4	20.00	115	90	64	204	132.00
UM600H.0022.4	4	22.00	115	90	64	224	134.00
UM600H.0025.4	4	25.00	115	90	64	254	137.00
UM600H.00254.4	4	25.40	115	90	64	264	139.00
UM600H.0028.4	4	28.00	115	90	64	284	139.00
UM600H.0012.5	5	12.00	115	90	64	125	137.00
UM600H.0016.5	5	16.00	115	90	64	165	124.00
UM600H.001905.5	5	19.05	115	90	64	195	134.00
UM600H.0020.5	5	20.00	115	90	64	205	132.00
UM600H.0022.5	5	22.00	115	90	64	225	134.00
UM600H.0025.5	5	25.00	115	90	64	255	137.00
UM600H.00254.5	5	25.40	115	90	64	265	139.00
UM600H.0028.5	5	28.00	115	90	64	285	139.00
UM600H.0012.6	6	12.00	115	90	64	126	137.00
UM600H.0016.6	6	16.00	115	90	64	166	124.00
UM600H.001905.6	6	19.05	115	90	64	196	134.00
UM600H.0020.6	6	20.00	115	90	64	206	132.00
UM600H.0022.6	6	22.00	115	90	64	226	134.00
UM600H.0025.6	6	25.00	115	90	64	256	137.00
UM600H.00254.6	6	25.40	115	90	64	266	139.00
UM600H.0028.6	6	28.00	115	90	64	286	139.00
UM600H.0012.7	7	12.00	115	90	64	127	137.00
UM600H.0016.7	7	16.00	115	90	64	167	124.00
UM600H.001905.7	7	19.05	115	90	64	197	134.00
UM600H.0020.7	7	20.00	115	90	64	207	132.00
UM600H.0022.7	7	22.00	115	90	64	227	134.00
UM600H.0025.7	7	25.00	115	90	64	257	137.00
UM600H.00254.7	7	25.40	115	90	64	267	139.00
UM600H.0028.7	7	28.00	115	90	64	287	139.00

Avoid pulling cuts. When using thro' coolant supply, tighten using key!

Lock nut UM600H

Clamping wedge UM600H

Spare parts DCONWS		£	73 950 ...	£	73 950 ...
4	M4	42.47	104	27.48	111
5	M5	42.47	105	27.48	111
6	M6	42.47	106	27.48	111
7	M7	42.47	107	27.48	111

SilverLine – End milling cutter

N | λ_s=30° γ_s=14° | ZEFP | HPC

DPB72S

DRAGONSKIN

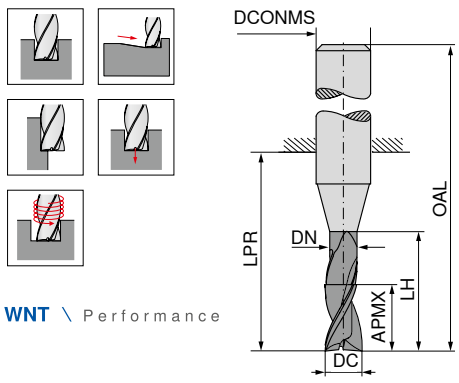

WNT \ Performance

≈DIN 6527

HB

DC e8 mm	APMX mm	DN mm	LH mm	LPR mm	OAL mm	DCONMS h6 mm	ZEFP	50 558 ...	£
3.0	8	2.8	15	21	57	6	2	03200	39.17
3.5	11	3.3	15	21	57	6	2	03700	39.17
4.0	11	3.8	15	21	57	6	2	04200	39.17
4.5	13	4.3	21	21	57	6	2	04700	39.17
5.0	13	4.8	21	21	57	6	2	05200	39.17
5.5	13	5.3	21	21	57	6	2	05700	39.17
6.0	13	5.8	21	21	57	6	2	06200	39.17
7.0	16	6.8	27	27	63	8	2	07200	45.68
8.0	19	7.8	27	27	63	8	2	08200	45.68
9.0	19	8.8	32	32	72	10	2	09200	63.53
10.0	22	9.8	32	32	72	10	2	10200	63.53
11.0	26	10.8	38	38	83	12	2	11200	92.09
12.0	26	11.8	38	38	83	12	2	12200	92.09
14.0	26	13.8	38	38	83	14	2	14200	114.77
15.0	32	14.7	44	44	92	16	2	15200	148.79
16.0	32	15.7	44	44	92	16	2	16200	148.79
17.0	32	16.7	44	44	92	18	2	17200	180.71
18.0	32	17.7	44	44	92	18	2	18200	180.71
19.0	38	18.7	54	54	104	20	2	19200	223.65
20.0	38	19.7	54	54	104	20	2	20200	223.65

P	●
M	●
K	●
N	○
S	●
H	
O	

SilverLine – End milling cutter

N | λ_s=30° γ_s=14° | ZEFP | HPC

DPB72S

DRAGONSKIN

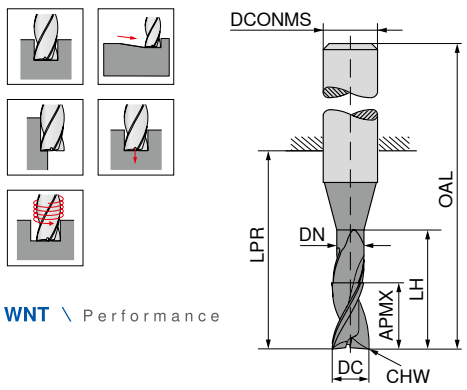

WNT \ Performance

≈DIN 6527

HB

DC e8 mm	APMX mm	DN mm	LH mm	LPR mm	OAL mm	DCONMS h6 mm	CHW mm	ZEFP	50 958 ...	£
3.0	8	2.8	15	21	57	6	0.1	2	03200	36.40
3.5	11	3.3	15	21	57	6	0.1	2	03700	36.40
4.0	11	3.8	15	21	57	6	0.1	2	04200	36.40
4.5	13	4.3	21	21	57	6	0.1	2	04700	36.40
5.0	13	4.8	21	21	57	6	0.1	2	05200	36.40
5.5	13	5.3	21	21	57	6	0.1	2	05700	36.40
6.0	13	5.8	21	21	57	6	0.1	2	06200	36.40
7.0	16	6.8	27	27	63	8	0.1	2	07200	42.39
8.0	19	7.8	27	27	63	8	0.1	2	08200	42.39
9.0	19	8.8	32	32	72	10	0.1	2	09200	58.98
10.0	22	9.8	32	32	72	10	0.1	2	10200	58.98
11.0	26	10.8	38	38	83	12	0.1	2	11200	85.47
12.0	26	11.8	38	38	83	12	0.1	2	12200	85.47
14.0	26	13.8	38	38	83	14	0.1	2	14200	106.54
15.0	32	14.7	44	44	92	16	0.1	2	15200	138.17
16.0	32	15.7	44	44	92	16	0.1	2	16200	138.17
17.0	32	16.7	44	44	92	18	0.1	2	17200	167.78
18.0	32	17.7	44	44	92	18	0.1	2	18200	167.78
19.0	38	18.7	54	54	104	20	0.1	2	19200	207.63
20.0	38	19.7	54	54	104	20	0.1	2	20200	207.63

P	●
M	●
K	●
N	○
S	●
H	
O	

SilverLine – End milling cutter

N | λ_s=45° γ_s= 5° | ZEFP | HPC

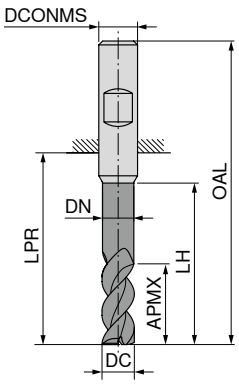

WNT \ Performance

DPB72S | DPB72S | DPB72S

DRAGONSKIN | DRAGONSKIN | DRAGONSKIN



Factory standard | Factory standard | Factory standard

HB | HB | HB

DC f8 mm	APMX mm	DN mm	LH mm	LPR mm	OAL mm	DCONMS h6 mm	ZEFP	50 992 ...	£	50 992 ...	£	50 992 ...	£
3.0	8	2.9	15	21	57	6	3			03200	44.12		
3.5	11	3.4	16	21	57	6	3			03700	44.12		
4.0	8	3.9	15	18	54	6	3	04100	42.54				
4.0	11	3.9	16	21	57	6	3			04200	42.54		
4.0	16			26	62	6	3					04400	44.85
4.5	13	4.4	19	21	57	6	3			04700	44.12		
5.0	9	4.9	16	18	54	6	3	05100	42.54				
5.0	13	4.9	19	21	57	6	3			05200	42.54		
5.0	17			26	62	6	3					05400	44.85
5.5	13	5.4	19	21	57	6	3			05700	46.30		
6.0	10	5.9	17	18	54	6	3	06100	44.24				
6.0	13	5.9	19	21	57	6	3			06200	44.77		
6.0	18			26	62	6	3					06400	49.74
6.5	19	6.3	25	27	63	8	3			06700	53.82		
7.0	19	6.8	25	27	63	8	3			07200	53.82		
7.5	19	7.3	25	27	63	8	3			07700	53.82		
8.0	12		20	22	58	8	3	08100	50.27				
8.0	19	7.8	25	27	63	8	3			08200	52.27		
8.0	24			32	68	8	3					08400	55.87
8.5	22	8.2	30	32	72	10	3			08700	89.70		
9.0	22	8.7	30	32	72	10	3			09200	89.70		
9.5	22	9.2	30	32	72	10	3			09700	89.70		
10.0	14	9.7	24	26	66	10	3	10100	79.46				
10.0	22	9.7	30	32	72	10	3			10200	88.05		
10.0	30			40	80	10	3					10400	99.47
12.0	16	11.7	26	28	73	12	3	12100	111.41				
12.0	26	11.7	36	38	83	12	3			12200	119.25		
12.0	36			48	93	12	3					12400	135.01
14.0	18	13.7	28	30	75	14	3	14100	137.59				
14.0	26	13.7	36	38	83	14	3			14200	157.28		
14.0	42			54	99	14	3					14400	174.86
16.0	22	15.5	32	34	82	16	3	16100	166.54				
16.0	32	15.5	42	44	92	16	3			16200	266.87		
16.0	48			60	108	16	3					16400	269.84
18.0	24	17.5	34	36	84	18	3	18100	229.80				
18.0	32	17.5	42	44	92	18	3			18200	275.09		
18.0	54			66	114	18	3					18400	347.90
20.0	26	19.5	40	42	92	20	3	20100	281.59				
20.0	38	19.5	52	54	104	20	3			20200	320.95		
20.0	60			76	126	20	3					20400	401.70

P	●	●	●
M	●	●	●
K	●	●	●
N	○	○	○
S	●	●	●
H			
O			

Customer Service Centre
Freephone: 0800 073 2 073 / Freefax: 0800 073 2 074

Ordering via the Online Shop
http://cuttingtools.ceratizit.com

SilverLine – End milling cutter

N | λ_s=45° γ_s= 5° | ZEFP | HPC

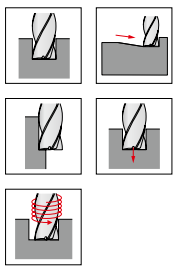

WNT \ Performance

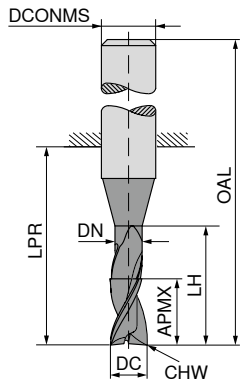

DC f8 mm	APMX mm	DN mm	LH mm	LPR mm	OAL mm	DCONMS h6 mm	CHW mm	ZEFP	DPB72S ≈DIN 6527 HB 50 966 ...	£	DPB72S ≈DIN 6527 HB 50 966 ...	£	DPB72S ≈DIN 6527 HB 50 966 ...	£
3.0	8	2.9	15	21	57	6	0.1	3			**03200**	44.12		
3.5	11	3.4	16	21	57	6	0.1	3			**03700**	44.12		
4.0	8	3.9	15	18	54	6	0.1	3	**04100**	42.54				
4.0	11	3.9	16	21	57	6	0.1	3			**04200**	42.54		
4.0	16			26	62	6	0.1	3					**04400**	44.85
4.5	13	4.4	19	21	57	6	0.1	3			**04700**	44.12		
5.0	9	4.9	16	18	54	6	0.1	3	**05100**	42.54				
5.0	13	4.9	19	21	57	6	0.1	3			**05200**	42.54		
5.0	17			26	62	6	0.1	3					**05400**	44.85
5.5	13	5.4	19	21	57	6	0.1	3			**05700**	46.30		
6.0	10	5.9	17	18	54	6	0.2	3	**06100**	44.24				
6.0	13	5.9	19	21	57	6	0.2	3			**06200**	44.77		
6.0	18			26	62	6	0.2	3					**06400**	49.74
6.5	19	6.3	25	27	63	8	0.2	3			**06700**	53.82		
7.0	19	6.8	25	27	63	8	0.2	3			**07200**	53.82		
7.5	19	7.3	25	27	63	8	0.2	3			**07700**	53.82		
8.0	12	7.8	20	22	58	8	0.2	3	**08100**	50.27				
8.0	19	7.8	25	27	63	8	0.2	3			**08200**	52.27		
8.0	24			32	68	8	0.2	3					**08400**	55.87
8.5	22	8.2	30	32	72	10	0.2	3			**08700**	89.70		
9.0	22	8.7	30	32	72	10	0.2	3			**09200**	89.70		
9.5	22	9.2	30	32	72	10	0.2	3			**09700**	89.70		
10.0	14	9.7	24	26	66	10	0.2	3	**10100**	79.46				
10.0	22	9.7	30	32	72	10	0.2	3			**10200**	88.05		
10.0	30			40	80	10	0.2	3					**10400**	99.47
12.0	16	11.7	26	28	73	12	0.2	3	**12100**	111.41				
12.0	26	11.7	36	38	83	12	0.2	3			**12200**	119.25		
12.0	36			48	93	12	0.2	3					**12400**	135.01
14.0	18	13.7	28	30	75	14	0.2	3	**14100**	137.59				
14.0	26	13.7	36	38	83	14	0.2	3			**14200**	157.28		
14.0	42			54	99	14	0.2	3					**14400**	174.86
16.0	22	15.5	32	34	82	16	0.2	3	**16100**	166.54				
16.0	32	15.5	42	44	92	16	0.2	3			**16200**	266.87		
16.0	48			60	108	16	0.2	3					**16400**	269.84
18.0	24	17.5	34	36	84	18	0.2	3	**18100**	229.80				
18.0	32	17.5	42	44	92	18	0.2	3			**18200**	275.09		
18.0	54			66	114	18	0.2	3					**18400**	347.90
20.0	26	19.5	40	42	92	20	0.2	3	**20100**	281.59				
20.0	38	19.5	52	54	104	20	0.2	3			**20200**	320.95		
20.0	60			76	126	20	0.2	3					**20400**	401.70
P									●		●		●	
M									●		●		●	
K									●		●		●	
N									○		○		○	
S									●		●		●	
H														
O														

DC f8 mm	RE mm	APMX mm	DN mm	LH mm	LPR mm	OAL mm	DCONMS h6 mm	ZEFP	≈DIN 6527 HB 50 967 ...	£	≈DIN 6527 HB 50 967 ...	£	≈DIN 6527 HB 50 967 ...	£
4	0.5	8	3.9	15	18	54	6	3	**04105**	51.88				
4	0.5	11	3.9	16	21	57	6	3			**04205**	53.45		
4	0.5	16			26	62	6	3					**04405**	56.75
5	0.5	9	4.9	16	18	54	6	3	**05105**	51.88				
5	0.5	13	4.9	19	21	57	6	3			**05205**	53.45		
5	0.5	17			26	62	6	3					**05405**	56.75
6	0.5	10	5.9	17	18	54	6	3	**06105**	53.28				
6	0.5	13	5.9	19	21	57	6	3			**06205**	62.22		
6	0.5	18			26	62	6	3					**06405**	62.94
8	1.0	12	7.8	20	22	58	8	3	**08110**	62.66				
8	1.0	19	7.8	25	27	63	8	3			**08210**	71.49		
8	1.0	24			32	68	8	3					**08410**	70.74
10	1.0	14	9.7	24	26	66	10	3	**10110**	112.94				
10	1.0	22	9.7	30	32	72	10	3			**10210**	122.40		
10	1.0	30			40	80	10	3					**10410**	125.84
12	1.5	16	11.7	26	28	73	12	3	**12115**	156.03				
12	1.5	26	11.7	36	38	83	12	3			**12215**	166.36		
12	1.5	36			48	93	12	3					**12415**	170.84
16	2.0	22	15.5	32	34	82	16	3	**16120**	316.27				
16	2.0	32	15.5	42	44	92	16	3			**16220**	321.52		
16	2.0	48			60	108	16	3					**16420**	341.40
20	2.0	26	19.5	40	42	92	20	3	**20120**	457.69				
20	2.0	38	19.5	52	54	104	20	3			**20220**	468.67		
20	2.0	60			76	126	20	3					**20420**	508.23
P									●		●		●	
M									●		●		●	
K									●		●		●	
N									○		○		○	
S									●		●		●	
H														
O														

SilverLine – End milling cutter

N | λ_s=35° 38° γ_s= 9° | ZEFP | HPC

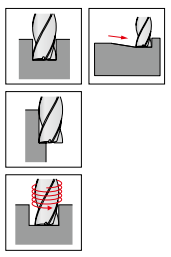

WNT \ Performance

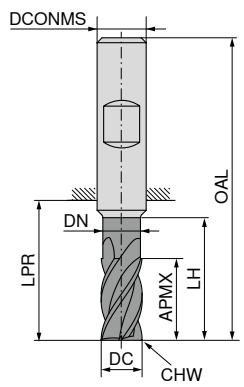

DC f8 mm	APMX mm	DN mm	LH mm	LPR mm	OAL mm	DCONMS h6 mm	α°	ZEFP	DPB72S DRAGONSKIN DIN 6527 HA 50 974 ...	£	DPB72S DRAGONSKIN DIN 6527 HB 50 975 ...	£	DPB72S DRAGONSKIN DIN 6527 HA 50 974 ...	£	DPB72S DRAGONSKIN DIN 6527 HB 50 975 ...	£
3	6.5	2.8	9	19	55	6	15	4	03200	33.92	03200	33.92				
3	6.5	2.8	15	22	58	6	15	4					03400	35.55	03400	35.55
4	8.5	3.8	12	19	55	6	15	4	04200	33.92	04200	33.92				
4	8.5	3.8	20	26	62	6	15	4					04400	35.55	04400	35.55
5	10.5	4.8	15	22	58	6	15	4	05200	33.92	05200	33.92				
5	10.5	4.8	25	34	70	6	15	4					05400	35.55	05400	35.55
6	13.0	5.8	18	22	58	6	15	4	06200	33.92	06200	33.92				
6	13.0	5.8	30	34	70	6	15	4					06400	35.55	06400	35.55
8	17.0	7.7	24	28	64	8	45	4	08200	46.24	08200	46.24				
8	17.0	7.7	40	44	80	8	45	4					08400	50.88	08400	50.88
10	21.0	9.7	30	34	74	10	45	4	10200	67.68	10200	67.68				
10	21.0	9.7	50	54	94	10	45	4					10400	74.82	10400	74.82
12	25.0	11.6	36	40	85	12	45	4	12200	85.28	12200	85.28				
12	25.0	11.6	60	64	109	12	45	4					12400	93.54	12400	93.54
14	29.0	13.6	42	46	91	14	45	4	14200	119.53	14200	119.53				
14	29.0	13.6	70	74	119	14	45	4					14400	131.47	14400	131.47
16	33.0	15.5	48	52	100	16	45	4	16200	191.39	16200	191.39				
16	33.0	15.5	80	84	132	16	45	4					16400	210.60	16400	210.60
18	38.0	17.5	54	58	106	18	45	4	18200	242.03	18200	242.03				
18	38.0	17.5	90	94	142	18	45	4					18400	266.30	18400	266.30
20	42.0	19.5	60	64	114	20	45	4	20200	261.81	20200	261.81				
20	42.0	19.5	100	104	154	20	45	4					20400	289.90	20400	289.90
P									●		●		●		●	
M									●		●		●		●	
K									●		●		●		●	
N									○		○		○		○	
S									●		●		●		●	
H																
O																

DC f8 mm	APMX mm	LPR mm	OAL mm	DCONMS h6 mm	CHW mm	ZEFP	≈DIN 6527 HA 50 972 ...	£	≈DIN 6527 HB 50 973 ...	£	≈DIN 6527 HA 50 972 ...	£	≈DIN 6527 HB 50 973 ...	£
3.0	5	14	50	6	0.1	4	03100	36.51	03100	36.51				
3.0	8	21	57	6	0.1	4					03200	36.51	03200	36.51
3.5	8	18	54	6	0.1	4	03600	36.51	03600	36.51				
3.5	11	21	57	6	0.1	4					03700	36.51	03700	36.51
4.0	8	18	54	6	0.1	4	04100	36.51	04100	36.51				
4.0	11	21	57	6	0.1	4					04200	36.51	04200	36.51
4.5	9	18	54	6	0.1	4	04600	37.27	04600	37.27				
4.5	13	21	57	6	0.1	4					04700	37.27	04700	37.27
5.0	9	18	54	6	0.1	4	05100	37.27	05100	37.27				
5.0	13	21	57	6	0.1	4					05200	37.27	05200	37.27
5.5	10	18	54	6	0.1	4	05600	36.05	05600	36.05				
5.5	13	21	57	6	0.1	4					05700	36.05	05700	36.05
6.0	10	18	54	6	0.1	4	06100	36.05	06100	36.05				
6.0	13	21	57	6	0.1	4					06200	36.05	06200	36.05
7.0	12	22	58	8	0.2	4	07100	47.94	07100	47.94				
7.0	21	27	63	8	0.2	4					07200	47.94	07200	47.94
8.0	12	22	58	8	0.2	4	08100	47.94	08100	47.94				
8.0	21	27	63	8	0.2	4					08200	47.94	08200	47.94
9.0	14	26	66	10	0.2	4	09100	62.57	09100	62.57				
9.0	22	32	72	10	0.2	4					09200	62.57	09200	62.57
10.0	14	26	66	10	0.2	4	10100	62.57	10100	62.57				
10.0	22	32	72	10	0.2	4					10200	62.57	10200	62.57
11.0	16	28	73	12	0.3	4	11100	98.90	11100	98.90				
11.0	26	38	83	12	0.3	4					11200	98.90	11200	98.90
12.0	16	28	73	12	0.3	4	12100	98.90	12100	98.90				
12.0	26	38	83	12	0.3	4					12200	98.90	12200	98.90
14.0	16	28	73	14	0.3	4	14100	127.09	14100	127.09				
14.0	26	38	83	14	0.3	4					14200	127.09	14200	127.09
15.0	22	34	82	16	0.3	4	15100	156.99	15100	156.99				
15.0	36	44	92	16	0.3	4					15200	156.99	15200	156.99
16.0	22	34	82	16	0.3	4	16100	156.99	16100	156.99				
16.0	36	44	92	16	0.3	4					16200	156.99	16200	156.99
17.0	22	34	82	18	0.3	4	17100	213.46	17100	213.46				
17.0	36	44	92	18	0.3	4					17200	213.46	17200	213.46
18.0	22	34	82	18	0.3	4	18100	213.46	18100	213.46				
18.0	36	44	92	18	0.3	4					18200	213.46	18200	213.46
19.0	26	42	92	20	0.3	4	19100	242.22	19100	242.22				
19.0	41	54	104	20	0.3	4					19200	242.22	19200	242.22
20.0	26	42	92	20	0.3	4	20100	242.22	20100	242.22				
20.0	41	54	104	20	0.3	4					20200	242.22	20200	242.22
P							●		●		●		●	
M							●		●		●		●	
K							●		●		●		●	
N							○		○		○		○	
S							●		●		●		●	
H														
O														

Customer Service Centre
Freephone: 0800 073 2 073 / Freefax: 0800 073 2 074

Ordering via the Online Shop
http://cuttingtools.ceratizit.com

SilverLine – End milling cutter

▲ Especially for high-volume milling

N | λ_s=17° 45° γ_s=15° | ZEFP | HPC

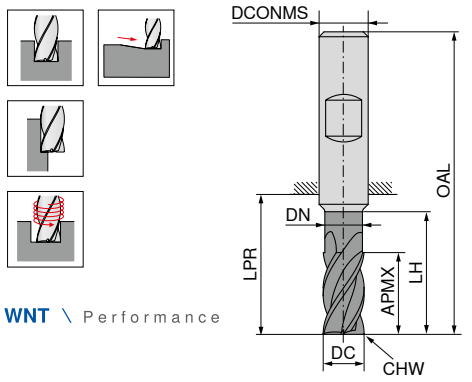

WNT \ Performance

DPB72S DRAGONSKIN

DPB72S DRAGONSKIN

DIN 6527 HA

DIN 6527 HB

DC f8 mm	APMX mm	DN mm	LH mm	LPR mm	OAL mm	DCONMS h6 mm	CHW mm	ZEFP	50 976 ...	£	50 977 ...	£
3	8	2.8	13	21	57	6	0.1	4	03200	50.99	03200	50.99
4	11	3.8	17	21	57	6	0.1	4	04200	50.99	04200	50.99
5	13	4.8	19	21	57	6	0.1	4	05200	50.99	05200	50.99
6	13	5.8	19	21	57	6	0.1	4	06200	53.56	06200	53.56
8	21	7.7	25	27	63	8	0.2	4	08200	61.41	08200	61.41
10	22	9.7	30	32	72	10	0.2	4	10200	105.49	10200	105.49
12	26	11.6	36	38	83	12	0.3	4	12200	142.94	12200	142.94
14	26	13.6	36	38	83	14	0.3	4	14200	210.50	14200	210.50
16	36	15.5	42	44	92	16	0.3	4	16200	266.97	16200	266.97
18	36	17.5	42	44	92	18	0.3	4	18200	368.54	18200	368.54
20	41	19.5	52	54	104	20	0.3	4	20200	383.64	20200	383.64
P									●		●	
M									●		●	
K									●		●	
N									○		○	
S												
H												
O												

SilverLine – End milling cutter

N | λ_s=35° 38° γ_s= 9° | ZEFP | HPC

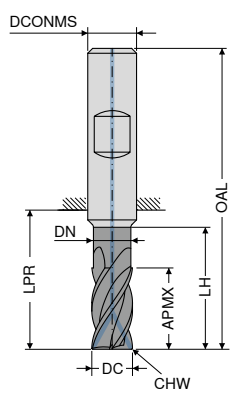

WNT \ Performance

DPB72S DRAGONSKIN

DIN 6527 HB

DC f8 mm	APMX mm	DN mm	LH mm	LPR mm	OAL mm	DCONMS h6 mm	CHW mm	ZEFP	50 978 ...	£
6	13	5.8	19	21	57	6	0.1	4	06200	101.38
8	21	7.7	25	27	63	8	0.2	4	08200	118.20
10	22	9.7	30	32	72	10	0.2	4	10200	133.58
12	26	11.6	36	38	83	12	0.3	4	12200	186.80
14	26	13.6	36	38	83	14	0.3	4	14200	286.55
16	36	15.5	42	44	92	16	0.3	4	16200	286.55
18	36	17.5	42	44	92	18	0.3	4	18200	381.44
20	41	19.5	52	54	104	20	0.3	4	20200	381.44
P									●	
M									●	
K									●	
N									○	
S									●	
H										
O										

SilverLine – Roughing-Finishing Cutter

▲ With rough-finishing profile

NF | λ_s=35° 38° γ_s= 9° | ZEFP | HPC

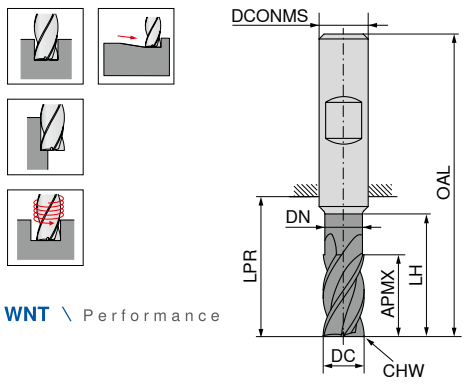

WNT \ Performance

DPB72S DRAGONSKIN

DIN 6527 HB

DC f8 mm	APMX mm	DN mm	LH mm	LPR mm	OAL mm	DCONMS h6 mm	CHW mm	ZEFP	50 969 ...	£
3.0	8	2.8	13	21	57	6	0.1	4	03200	105.11
3.5	11	3.3	17	21	57	6	0.1	4	03700	105.11
4.0	11	3.8	17	21	57	6	0.1	4	04200	105.11
4.5	13	4.3	19	21	57	6	0.1	4	04700	105.11
5.0	13	4.8	19	21	57	6	0.1	4	05200	105.11
5.5	13	5.3	19	21	57	6	0.1	4	05700	105.11
6.0	13	5.8	19	21	57	6	0.1	4	06200	105.11
7.0	21	6.7	25	27	63	8	0.2	4	07200	113.23
8.0	21	7.7	25	27	63	8	0.2	4	08200	113.23
9.0	22	8.7	30	32	72	10	0.2	4	09200	118.96
10.0	22	9.7	30	32	72	10	0.2	4	10200	118.96
11.0	26	10.6	36	38	83	12	0.3	4	11200	166.07
12.0	26	11.6	36	38	83	12	0.3	4	12200	166.07
14.0	26	13.6	36	38	83	14	0.3	4	14200	237.73
15.0	36	14.5	42	44	92	16	0.3	4	15200	237.73
16.0	36	15.5	42	44	92	16	0.3	4	16200	237.73
17.0	36	16.5	42	44	92	18	0.3	4	17200	278.24
18.0	36	17.5	42	44	92	18	0.3	4	18200	278.24
19.0	41	18.5	52	54	104	20	0.3	4	19200	374.46
20.0	41	19.5	52	54	104	20	0.3	4	20200	374.46
P									●	
M									●	
K									●	
N									○	
S									●	
H										
O										

SilverLine – Rough milling cutter

▲ With roughing profile

NR | λ_s=35° 38° γ_s= 9° | ZEFP | HPC

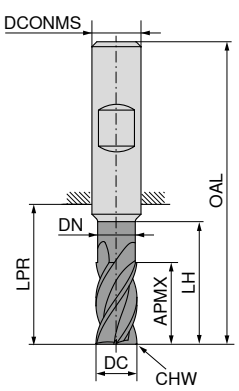

WNT \ Performance

DPB72S DRAGONSKIN

DIN 6527 HB

DC f8 mm	APMX mm	DN mm	LH mm	LPR mm	OAL mm	DCONMS h6 mm	CHW mm	ZEFP	50 979 ...	£
3.0	8	2.8	13	21	57	6	0.1	4	03200	105.11
3.5	11	3.3	17	21	57	6	0.1	4	03700	105.11
4.0	11	3.8	17	21	57	6	0.1	4	04200	105.11
4.5	13	4.3	19	21	57	6	0.1	4	04700	105.11
5.0	13	4.8	19	21	57	6	0.1	4	05200	105.11
5.5	13	5.3	19	21	57	6	0.1	4	05700	105.11
6.0	13	5.8	19	21	57	6	0.1	4	06200	105.11
7.0	21	6.7	25	27	63	8	0.2	4	07200	113.23
8.0	21	7.7	25	27	63	8	0.2	4	08200	113.23
9.0	22	8.7	30	32	72	10	0.2	4	09200	118.96
10.0	22	9.7	30	32	72	10	0.2	4	10200	118.96
11.0	26	10.6	36	38	83	12	0.3	4	11200	166.07
12.0	26	11.6	36	38	83	12	0.3	4	12200	166.07
14.0	26	13.6	36	38	83	14	0.3	4	14200	237.73
15.0	36	14.5	42	44	92	16	0.3	4	15200	237.73
16.0	36	15.5	42	44	92	16	0.3	4	16200	237.73
17.0	36	16.5	42	44	92	18	0.3	4	17200	278.24
18.0	36	17.5	42	44	92	18	0.3	4	18200	278.24
19.0	41	18.5	52	54	104	20	0.3	4	19200	374.46
20.0	41	19.5	52	54	104	20	0.3	4	20200	374.46
P									●	
M									●	
K									●	
N									○	
S									●	
H										
O										

SilverLine – End milling cutter with corner radius

N | λ_s=35° 38° | γ_s= 9° | ZEFP | HPC

WNT \ Performance

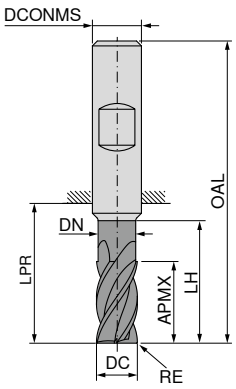



DC f8 mm	RE ±0,01 mm	APMX mm	DN mm	LH mm	LPR mm	OAL mm	DCONMS h6 mm	ZEFP	Factory standard HA 50 970 ...	£	Factory standard HB 50 971 ...	£	Factory standard HA 50 970 ...	£	Factory standard HB 50 971 ...	£
3	0.10	8.0	2.8	13	21	57	6	4	03201	49.20	03201	49.20				
3	0.40	8.0	2.8	13	21	57	6	4	03204	49.20	03204	49.20				
3	0.50	8.0	2.8	13	21	57	6	4	03205	49.20	03205	49.20				
3	1.00	8.0	2.8	13	21	57	6	4	03210	49.20	03210	49.20				
3	0.50	6.5	2.8	15	22	58	6	4					03405	57.83	03405	57.83
3	0.30	6.5	2.8	15	22	58	6	4					03403	57.83	03403	57.83
3	0.80	6.5	2.8	15	22	58	6	4					03408	57.83	03408	57.83
4	0.40	11.0	3.8	17	21	57	6	4	04204	49.20	04204	49.20				
4	0.10	11.0	3.8	17	21	57	6	4	04201	49.20	04201	49.20				
4	0.50	11.0	3.8	17	21	57	6	4	04205	49.20	04205	49.20				
4	1.00	11.0	3.8	17	21	57	6	4	04210	49.20	04210	49.20				
4	0.50	8.5	3.8	20	26	62	6	4					04405	57.83	04405	57.83
4	0.40	8.5	3.8	20	26	62	6	4					04404	57.83	04404	57.83
4	0.80	8.5	3.8	20	26	62	6	4					04408	57.83	04408	57.83
5	1.00	13.0	4.8	19	21	57	6	4	05210	50.00	05210	50.00				
5	0.10	13.0	4.8	19	21	57	6	4	05201	50.00	05201	50.00				
5	0.50	13.0	4.8	19	21	57	6	4	05205	50.00	05205	50.00				
5	0.80	10.5	4.8	25	34	70	6	4					05408	58.74	05408	58.74
5	0.50	10.5	4.8	25	34	70	6	4					05405	58.74	05405	58.74
6	1.00	13.0	5.8	19	21	57	6	4	06210	48.79	06210	48.79				
6	0.10	13.0	5.8	19	21	57	6	4	06201	48.79	06201	48.79				
6	0.50	13.0	5.8	19	21	57	6	4	06205	48.79	06205	48.79				
6	1.50	13.0	5.8	19	21	57	6	4	06215	48.79	06215	48.79				
6	0.80	13.0	5.8	30	34	70	6	4					06408	58.74	06408	58.74
6	0.60	13.0	5.8	30	34	70	6	4					06406	58.74	06406	58.74
6	1.00	13.0	5.8	30	34	70	6	4					06410	58.74	06410	58.74
8	0.50	21.0	7.7	25	27	63	8	4	08205	61.17	08205	61.17				
8	0.15	21.0	7.7	25	27	63	8	4	08202	61.17	08202	61.17				
8	1.00	21.0	7.7	25	27	63	8	4	08210	61.17	08210	61.17				
8	1.50	21.0	7.7	25	27	63	8	4	08215	61.17	08215	61.17				
8	2.00	21.0	7.7	25	27	63	8	4	08220	61.17	08220	61.17				
8	1.50	17.0	7.7	40	44	80	8	4					08415	71.12	08415	71.12
8	0.80	17.0	7.7	40	44	80	8	4					08408	71.12	08408	71.12
8	1.00	17.0	7.7	40	44	80	8	4					08410	71.12	08410	71.12
8	2.00	17.0	7.7	40	44	80	8	4					08420	71.12	08420	71.12
10	0.15	22.0	9.7	30	32	72	10	4	10202	76.44	10202	76.44				
10	0.50	22.0	9.7	30	32	72	10	4	10205	76.44	10205	76.44				
10	1.00	22.0	9.7	30	32	72	10	4	10210	76.44	10210	76.44				
10	1.50	22.0	9.7	30	32	72	10	4	10215	76.44	10215	76.44				
10	2.00	22.0	9.7	30	32	72	10	4	10220	76.44	10220	76.44				
10	1.50	21.0	9.7	50	54	94	10	4					10415	87.97	10415	87.97
10	0.50	21.0	9.7	50	54	94	10	4					10405	87.97	10405	87.97
10	1.00	21.0	9.7	50	54	94	10	4					10410	87.97	10410	87.97
10	2.00	21.0	9.7	50	54	94	10	4					10420	87.97	10420	87.97
12	0.20	26.0	11.6	36	38	83	12	4	12202	118.01	12202	118.01				
12	0.50	26.0	11.6	36	38	83	12	4	12205	118.01	12205	118.01				
12	1.00	26.0	11.6	36	38	83	12	4	12210	118.01	12210	118.01				
12	1.50	26.0	11.6	36	38	83	12	4	12215	118.01	12215	118.01				
12	2.00	26.0	11.6	36	38	83	12	4	12220	118.01	12220	118.01				
12	3.00	26.0	11.6	36	38	83	12	4	12230	118.01	12230	118.01				
12	4.00	26.0	11.6	36	38	83	12	4	12240	118.01	12240	118.01				
12	2.00	25.0	11.6	60	64	109	12	4					12420	133.58	12420	133.58
12	0.50	25.0	11.6	60	64	109	12	4					12405	133.58	12405	133.58
12	1.00	25.0	11.6	60	64	109	12	4					12410	133.58	12410	133.58
12	1.50	25.0	11.6	60	64	109	12	4					12415	133.58	12415	133.58
12	3.00	25.0	11.6	60	64	109	12	4					12430	133.58	12430	133.58
12	4.00	25.0	11.6	60	64	109	12	4					12440	133.58	12440	133.58
14	0.30	26.0	13.6	36	38	83	14	4	14203	178.49	14203	178.49				
14	1.00	26.0	13.6	36	38	83	14	4	14210	178.49	14210	178.49				
14	2.00	26.0	13.6	36	38	83	14	4	14220	178.49	14220	178.49				
14	3.00	26.0	13.6	36	38	83	14	4	14230	178.49	14230	178.49				
14	4.00	26.0	13.6	36	38	83	14	4	14240	178.49	14240	178.49				
14	3.00	29.0	13.6	70	74	119	14	4					14430	200.18	14430	200.18
14	1.00	29.0	13.6	70	74	119	14	4					14410	200.18	14410	200.18
14	2.00	29.0	13.6	70	74	119	14	4					14420	200.18	14420	200.18
14	4.00	29.0	13.6	70	74	119	14	4					14440	200.18	14440	200.18
16	1.00	36.0	15.5	42	44	92	16	4	16210	178.49	16210	178.49				
16	0.30	36.0	15.5	42	44	92	16	4	16203	178.49	16203	178.49				
16	2.00	36.0	15.5	42	44	92	16	4	16220	178.49	16220	178.49				
16	3.00	36.0	15.5	42	44	92	16	4	16230	178.49	16230	178.49				
16	4.00	36.0	15.5	42	44	92	16	4	16240	178.49	16240	178.49				
16	3.00	33.0	15.5	80	84	132	16	4					16430	219.58	16430	219.58
16	1.00	33.0	15.5	80	84	132	16	4					16410	219.58	16410	219.58
16	2.00	33.0	15.5	80	84	132	16	4					16420	219.58	16420	219.58
16	4.00	33.0	15.5	80	84	132	16	4					16440	219.58	16440	219.58
18	1.00	36.0	17.5	42	44	92	18	4	18210	237.44	18210	237.44				
18	2.00	36.0	17.5	42	44	92	18	4	18220	237.44	18220	237.44				
18	3.00	36.0	17.5	42	44	92	18	4	18230	237.44	18230	237.44				
18	4.00	36.0	17.5	42	44	92	18	4	18240	237.44	18240	237.44				
18	3.00	38.0	17.5	90	94	142	18	4					18430	264.87	18430	264.87
18	1.00	38.0	17.5	90	94	142	18	4					18410	264.87	18410	264.87
18	2.00	38.0	17.5	90	94	142	18	4					18420	264.87	18420	264.87
18	4.00	38.0	17.5	90	94	142	18	4					18440	264.87	18440	264.87
20	0.30	41.0	19.5	52	54	104	20	4	20203	267.35	20203	267.35				
20	1.00	41.0	19.5	52	54	104	20	4	20210	267.35	20210	267.35				
20	2.00	41.0	19.5	52	54	104	20	4	20220	267.35	20220	267.35				
20	3.00	41.0	19.5	52	54	104	20	4	20230	267.35	20230	267.35				
20	4.00	41.0	19.5	52	54	104	20	4	20240	267.35	20240	267.35				
20	3.00	42.0	19.5	100	104	154	20	4					20430	297.73	20430	297.73
20	1.00	42.0	19.5	100	104	154	20	4					20410	297.73	20410	297.73
20	2.00	42.0	19.5	100	104	154	20	4					20420	297.73	20420	297.73
20	4.00	42.0	19.5	100	104	154	20	4					20440	297.73	20440	297.73

P	●	●	●	●
M	●	●	●	●
K	●	●	●	●
N	○	○	○	○
S	●	●	●	●
H				
O				

Customer Service Centre
Freephone: 0800 073 2 073 / Freefax: 0800 073 2 074

Ordering via the Online Shop
http://cuttingtools.ceratizit.com

SilverLine – End milling cutter

N | λ_s=37° λ_s=38° γ_s= 9° | ZEFP | HPC

DPB72S DRAGONSKIN | DPB72S DRAGONSKIN

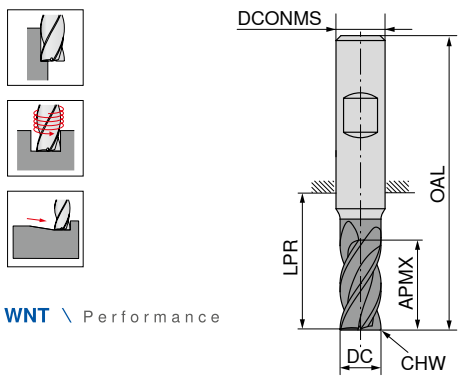

WNT \ Performance

DC e8 mm	APMX mm	LPR mm	OAL mm	DCONMS h6 mm	α°	ZEFP	50 993 ...	£	50 995 ...	£
							≈DIN 6527		≈DIN 6527	
							HA		HB	
6	10	18	54	6	45	5	06100	42.74	06100	42.74
8	12	22	58	8	45	5	08100	56.81	08100	56.81
10	14	26	66	10	45	5	10100	74.13	10100	74.13
12	16	28	73	12	45	5	12100	117.18	12100	117.18
16	22	34	82	16	45	5	16100	185.96	16100	185.96
20	26	42	92	20	45	5	20100	286.86	20100	286.86

P	●	●
M	●	●
K	●	●
N	○	○
S	●	●
H		
O		

SilverLine – End milling cutter

N | λ_s=37° λ_s=38° γ_s= 9° | ZEFP | HPC

DPB72S DRAGONSKIN | DPB72S DRAGONSKIN

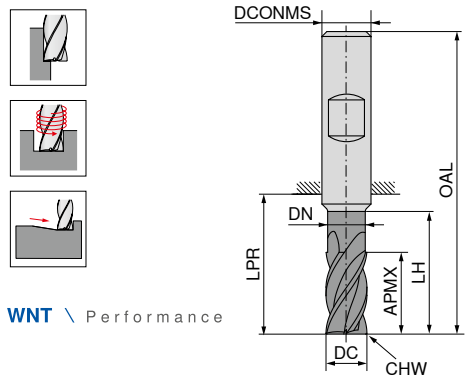

WNT \ Performance

DC e8 mm	APMX mm	DN mm	LH mm	LPR mm	OAL mm	DCONMS h6 mm	α°	ZEFP	50 994 ...	£	50 996 ...	£
									≈DIN 6527		≈DIN 6527	
									HA		HB	
6	13	5.8	19	21	57	6	45	5	06200	42.32	06200	42.32
8	21	7.7	25	27	63	8	45	5	08200	57.75	08200	57.75
10	22	9.7	30	32	72	10	45	5	10200	84.53	10200	84.53
12	26	11.6	36	38	83	12	45	5	12200	102.90	12200	102.90
16	36	15.5	42	44	92	16	45	5	16200	239.09	16200	239.09
20	41	19.5	52	54	104	20	45	5	20200	327.08	20200	327.08

P	●	●
M	●	●
K	●	●
N	○	○
S	●	●
H		
O		

SilverLine – End milling cutter with corner radius

N | λ_s=37° λ_s=38° γ_s= 9° | ZEFP | HPC

DPB72S DRAGONSKIN | DPB72S DRAGONSKIN

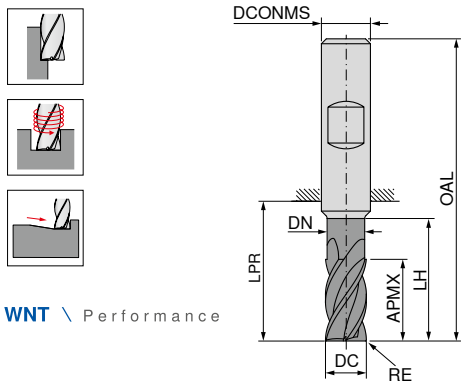

WNT \ Performance

DC e8 mm	RE ±0,01 mm	APMX mm	LPR mm	OAL mm	DCONMS h6 mm	ZEFP	50 997 ...	£	50 998 ...	£
							Factory standard		Factory standard	
							HA		HB	
6	0.2	13	21	57	6	5	06202	60.90	06202	60.90
6	0.5	13	21	57	6	5	06205	60.90	06205	60.90
6	1.0	13	21	57	6	5	06210	60.90	06210	60.90
8	0.2	21	27	63	8	5	08202	76.44	08202	76.44
8	0.5	21	27	63	8	5	08205	76.44	08205	76.44
8	1.0	21	27	63	8	5	08210	76.44	08210	76.44
8	1.5	21	27	63	8	5	08215	76.44	08215	76.44
10	0.2	22	32	72	10	5	10202	95.45	10202	95.45
10	0.5	22	32	72	10	5	10205	95.45	10205	95.45
10	1.0	22	32	72	10	5	10210	95.45	10210	95.45
10	1.5	22	32	72	10	5	10215	95.45	10215	95.45
10	1.6	22	32	72	10	5	10216	95.45	10216	95.45
10	2.0	22	32	72	10	5	10220	95.45	10220	95.45
12	0.3	26	38	83	12	5	12203	147.42	12203	147.42
12	0.5	26	38	83	12	5	12205	147.42	12205	147.42
12	1.0	26	38	83	12	5	12210	147.42	12210	147.42
12	1.5	26	38	83	12	5	12215	147.42	12215	147.42
12	1.6	26	38	83	12	5	12216	147.42	12216	147.42
12	2.0	26	38	83	12	5	12220	147.42	12220	147.42
12	2.5	26	38	83	12	5	12225	147.42	12225	147.42
16	0.3	36	44	92	16	5	16203	223.02	16203	223.02
16	0.5	36	44	92	16	5	16205	223.02	16205	223.02
16	1.0	36	44	92	16	5	16210	223.02	16210	223.02
16	1.5	36	44	92	16	5	16215	223.02	16215	223.02
16	1.6	36	44	92	16	5	16216	223.02	16216	223.02
16	2.0	36	44	92	16	5	16220	223.02	16220	223.02
16	2.5	36	44	92	16	5	16225	223.02	16225	223.02
16	3.0	36	44	92	16	5	16230	223.02	16230	223.02
20	0.3	41	54	104	20	5	20203	334.01	20203	334.01
20	0.5	41	54	104	20	5	20205	334.01	20205	334.01
20	1.0	41	54	104	20	5	20210	334.01	20210	334.01
20	1.5	41	54	104	20	5	20215	334.01	20215	334.01
20	1.6	41	54	104	20	5	20216	334.01	20216	334.01
20	2.0	41	54	104	20	5	20220	334.01	20220	334.01
20	2.5	41	54	104	20	5	20225	334.01	20225	334.01
20	3.0	41	54	104	20	5	20230	334.01	20230	334.01
20	4.0	41	54	104	20	5	20240	334.01	20240	334.01

P	●	●
M	●	●
K	●	●
N	○	○
S	●	●
H		
O		

SilverLine – End milling cutter

▲ Cutting depth: 3 x DC

N | λ_s=37° λ_s=38° γ_s= 9° | ZEFP | HPC

DPB72S DRAGONSKIN | DPB72S DRAGONSKIN

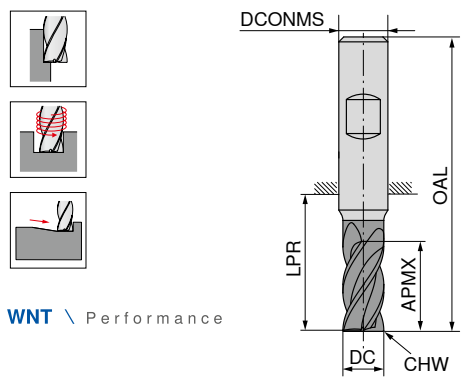

WNT \ Performance

DC e8 mm	APMX mm	LPR mm	OAL mm	DCONMS h6 mm	CHW mm	ZEFP	50 999 ...	£	50 949 ...	£
							≈DIN 6527		≈DIN 6527	
							HA		HB	
6	19	26	62	6	0.1	5	06200	50.82	06200	50.82
8	25	32	68	8	0.2	5	08200	69.30	08200	69.30
10	31	40	80	10	0.2	5	10200	101.43	10200	101.43
12	37	48	93	12	0.3	5	12200	123.48	12200	123.48
16	49	60	108	16	0.3	5	16200	286.86	16200	286.86
20	61	76	126	20	0.3	5	20200	392.49	20200	392.49

P	●	●
M	●	●
K	●	●
N	○	○
S	●	●
H		
O		

SilverLine – High Accuracy Finish Milling Cutter

- max. taper of 0.005 mm for high precision and parallelism of vertical walls
- Tool with cutting edge correction

N | λ_s=48° 50° γ_s=13° | ZEFP

WNT \ Performance

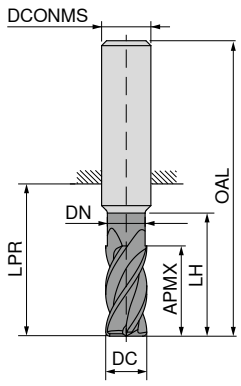

DPB72S DRAGONSKIN

DPB72S DRAGONSKIN

DC f8 mm	APMX mm	DN mm	LH mm	LPR mm	OAL mm	DCONMS h5 mm	ZEFP	≈DIN 6527 HA 50 991 ...	£	Factory standard HA 50 991 ...	£
6	13	5.6	19	21	57	6	6	06700	54.29		
6	10	5.8	18	22	58	6	6	06200	54.33		
6	13	5.8	27	31	67	6	6			06400	73.66
6	13	5.8	36	40	76	6	6			06900	92.02
6	15	5.6	42	44	80	6	6			90000	73.63
8	19	7.6	25	27	63	8	6	08700	62.36		
8	13	7.7	24	28	64	8	6	08200	62.14		
8	17	7.7	36	40	76	8	6			08400	91.12
8	17	7.7	48	53	89	8	6			08900	113.90
8	20	7.6	62	64	100	8	6			90100	91.00
10	22	9.6	30	32	72	10	6	10700	106.83		
10	16	9.7	30	34	74	10	6	10200	107.11		
10	21	9.7	45	49	89	10	6			10400	136.54
10	25	9.6	58	60	100	10	6			10900	136.16
10	21	9.7	60	64	104	10	6			90200	170.65
12	26	11.5	36	38	83	12	6	12700	144.76		
12	19	11.6	36	40	85	12	6	12200	145.14		
12	25	11.6	54	58	103	12	6			12400	211.36
12	30	11.5	73	75	120	12	6			12900	211.07
12	25	11.6	72	76	121	12	6			90300	264.10
16	32	15.0	42	44	92	16	6	16700	269.93		
16	25	15.5	48	52	100	16	6	16200	270.03		
16	33	15.5	72	76	124	16	6			16400	371.97
16	33	15.5	96	100	148	16	6			16900	464.95
16	40	15.0	100	102	150	16	6			90400	371.60
20	38	19.0	52	54	104	20	6	20700	388.89		
20	32	19.5	60	64	114	20	6	20200	389.08		
20	42	19.5	90	94	144	20	6			20400	512.25
20	50	19.0	98	100	150	20	6			20900	512.05
20	42	19.5	120	124	174	20	6			90500	640.28
25	40	24.5	75	80	136	25	6	25200	487.31		
25	52	24.5	113	118	174	25	6			25400	640.95
25	52	24.5	150	154	210	25	6			25900	801.19
P								●		●	
M								●		●	
K								○		○	
N								○		○	
S								●		●	
H											
O											

SilverLine – Torus Face Milling Cutter

- APMX does not correspond to the maximum cutting depth
- r_{3D} = corner radius to be programmed

N | λ_s=52° γ_s= 4° | ZEFP | HFC

WNT \ Performance

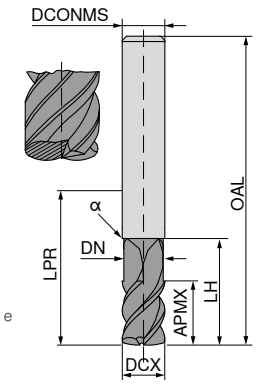

DPB72S DRAGONSKIN

DPB72S DRAGONSKIN

DCX f8 mm	r_{3D} mm	APMX mm	DN mm	LH mm	LPR mm	OAL mm	α°	DCONMS h6 mm	ZEFP	Factory standard HA 50 989 ...	£	Factory standard HA 50 989 ...	£
6	1.12	6	5.5	21	21	57	45	6	4	06110	65.29		
8	1.23	8	7.4	27	27	63	45	8	4	08110	73.98		
10	1.17	10	9.2	32	32	72	45	10	4	10115	126.51		
12	1.86	12	11.0	32	38	83	45	12	4	12115	165.78		
16	2.47	16	15.0	38	44	92	45	16	4	16120	311.49		
20	2.61	20	18.5	40	42	92	45	20	4	20120	448.13		
6	1.12	6	5.5	64	64	100	45	6	4			06410	86.28
8	1.23	8	7.4	64	64	100	45	8	4			08410	112.56
10	1.17	10	9.2	60	60	100	45	10	4			10415	185.08
12	1.86	12	11.0	65	65	110	45	12	4			12415	204.19
16	2.47	16	15.0	65	102	150	45	16	4			16420	455.39
20	2.61	20	18.5	65	100	150	45	20	4			20420	673.72
P										●		●	
M										○		○	
K										●		●	
N										○		○	
S													
H										○		○	
O													

SilverLine – Ball Nosed Cutter

N | λ_s=35° 38° γ_s= 7° | ZEFP

WNT \ Performance

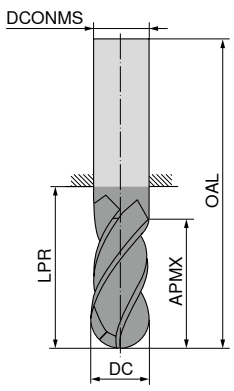

DPB72S DRAGONSKIN

Factory standard HA 50 990 ...

DC f8 mm	APMX mm	LPR mm	OAL mm	DCONMS h6 mm	ZEFP	£
4	11	21	57	6	4	04220 45.14
5	13	21	57	6	4	05225 45.14
6	13	21	57	6	4	06230 52.81
8	19	36	72	8	4	08280 65.43
10	22	32	72	10	4	10250 82.61
12	26	38	83	12	4	12260 130.71
16	32	44	92	16	4	16280 192.91
20	38	54	104	20	4	20210 279.58
P						●
M						○
K						●
N						○
S						
H						
O						

SilverLine – Ball Nosed Cutter

N | λ_s=30° γ_s= 6° | ZEFP

WNT \ Performance

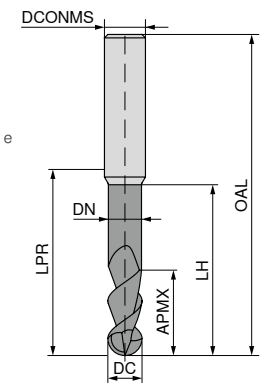

DPB72S DRAGONSKIN

DPB72S DRAGONSKIN

DC f8 mm	APMX mm	DN mm	LH mm	LPR mm	OAL mm	DCONMS h6 mm	ZEFP	Factory standard HA 50 963 ...	£	Factory standard HA 50 963 ...	£
3	4	2.8	10.0	14	50	6	2	03115	46.36		
3	7	3.0	8.8	24	60	6	2			03415	62.20
4	8	3.8	12.0	18	54	6	2	04120	46.36		
4	10	4.0	12.5	39	75	6	2			04420	62.20
5	9	4.8	16.0	18	54	6	2	05125	46.36		
5	12	5.0	15.0	39	75	6	2			05425	64.69
6	10	5.7	16.0	18	54	6	2	06130	46.36		
6	12	6.0	15.0	64	100	6	2			06430	74.91
7	11	6.6	20.0	22	58	8	2	07135	56.43		
8	12	7.6	20.0	22	58	8	2	08140	56.43		
8	14	8.0	17.5	64	100	8	2			08440	87.56
10	14	9.6	24.0	26	66	10	2	10150	70.57		
10	18	10.0	22.5	60	100	10	2			10450	119.06
12	16	11.5	26.0	28	73	12	2	12160	102.52		
12	22	12.0	27.5	55	100	12	2			12460	153.55
14	18	13.3	28.0	30	75	14	2	14170	119.06		
14	26	14.0	32.5	75	120	14	2			14470	244.90
16	22	15.2	32.0	34	82	16	2	16180	151.07		
16	30	16.0	37.5	102	150	16	2			16480	329.93
18	24	17.1	34.0	36	84	18	2	18190	248.91		
20	26	19.0	40.0	42	92	20	2	20110	248.91		
20	38	20.0	47.5	100	150	20	2			20410	437.23
P								●		●	
M											
K								●		●	
N								○		○	
S											
H								○		○	
O											

Customer Service Centre
Freephone: 0800 073 2 073 / Freefax: 0800 073 2 074

Ordering via the Online Shop
http://cuttingtools.ceratizit.com

SilverLine – NC deburring cutter

N | λ_s=0° γ_s=5°

WNT \ Performance

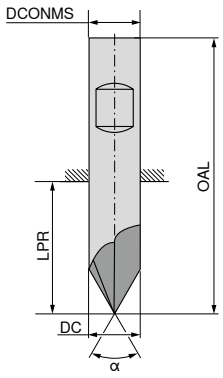



DC h6 mm	OAL mm	LPR mm	DCONMS h6 mm	ZEFP	α = 60° Factory standard HA 50 562 ...	£	α = 60° Factory standard HB 50 563 ...	£	α = 90° Factory standard HA 50 560 ...	£	α = 90° Factory standard HB 50 561 ...	£
4	50	22	4	5	04000	24.34			04000	24.34		
6	55	19	6	5	06000	26.75	06000	26.75	06000	26.75	06000	26.75
8	58	22	8	5	08000	34.85	08000	34.85	08000	34.85	08000	34.85
10	60	20	10	5	10000	41.43	10000	41.43	10000	41.43	10000	41.43
12	70	25	12	5	12000	52.94	12000	52.94	12000	52.94	12000	52.94
16	80	32	16	5	16000	82.41	16000	82.41	16000	82.41	16000	82.41
P							●		●		●	
M							●		●		●	
K							●		●		●	
N												
S					●		●		●		●	
H												
O												

THE UPGRADE – FEEL THE DIFFERENCE!

Optimised core geometry

- ▲ Less vibration even with high angles of contact
- ▲ Significantly increased fracture resistance

Latest Dragonskin coating

- ▲ Processing of almost all materials
- ▲ Increased temperature resistance
- ▲ Wet and dry machining

Improved chip clearance

- ▲ Smoother processing
- ▲ Lower forces during chip formation
- ▲ Reduced heat generation

Expanded product range

- ▲ Greater range of diameters
- ▲ Increased range of flute options
- ▲ HA shank options
- ▲ Versions with thro' coolant
- ▲ Roughing-finishing milling cutters
- ▲ Rough milling cutters
- ▲ Full slot milling cutters

AluLine

With optimised coating and geometry for the effective machining of aluminium and non-ferrous metals

Solid carbide milling tools from CERATIZIT ensure you always do a good job: We have added milling tools for machining aluminium and non-ferrous metals to our product portfolio. This means you will now be able to find the ideal product for any application.

This AluLine milling cutter allows you to master even the toughest demands when working with aluminium and non-ferrous metals. This is all made possible thanks to the special geometry and the specifically tailored coating.

> Our AluLine milling cutter impresses with its outstanding coating. It achieves first-rate results even in dry machining.
>
> Product Manager CERATIZIT, Michael Wucher

Advantages/benefits

- **Economical and process-secure machining of aluminium and non-ferrous metals.**
  Optimal performance thanks to the perfectly coordinated combination of geometry, substrate and coating.
- **Optimal/versatile tool selection for almost all applications in the machining of non-ferrous metals**
  The product portfolio has increased in size following the program extension and now offers access to around 2500 items.
- **Extremely long tool service life possible**
  Thanks to the wear-resistant DLC coating.

Cutting datas can be found in our UP2DATE September 2019 catalogue on page 62+63

AluLine – End milling cutter

▲ With polished chip flutes

W | λ_s=50° γ_s=8° | ZEFP

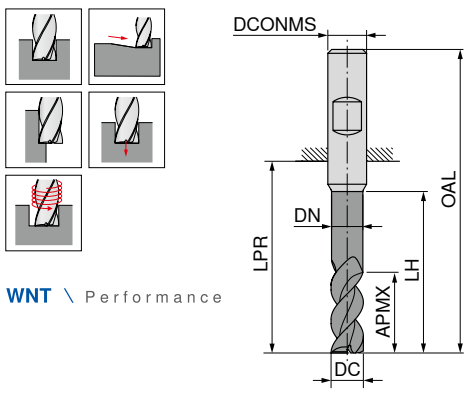

WNT \ Performance



		DLC	DLC
		DRAGONSKIN	DRAGONSKIN
Factory standard	Factory standard	Factory standard	Factory standard
HA	HA	HB	HB
53 623 ...	53 625 ...	53 624 ...	53 626 ...

DC h6 mm	APMX mm	DN mm	LH mm	LPR mm	OAL mm	DCONMS h6 mm	ZEFP	53 623 ...	£	53 625 ...	£	53 624 ...	£	53 626 ...	£
5.0	10.5	4.8	15	22	58	6	2	05100	26.51	05100	33.68	05100	26.51	05100	33.68
5.5	13.0	5.3	18	22	58	6	2	05600	32.24	05600	39.41	05600	32.24	05600	39.41
6.0	13.0	5.8	18	22	58	6	2	06100	30.09	06100	37.97	06100	30.09	06100	37.97
6.5	17.0	6.2	24	28	64	8	2	06600	34.39	06600	42.28	06600	34.39	06600	42.28
7.0	17.0	6.7	24	28	64	8	2	07100	33.68	07100	41.55	07100	33.68	07100	41.55
7.5	17.0	7.2	24	28	64	8	2	07600	32.96	07600	40.84	07600	32.96	07600	40.84
8.0	17.0	7.7	24	28	64	8	2	08100	31.53	08100	40.12	08100	31.53	08100	40.12
8.5	21.0	8.2	30	34	74	10	2	08600	53.02	08600	62.34	08600	53.02	08600	62.34
9.0	21.0	8.7	30	34	74	10	2	09100	51.59	09100	60.90	09100	51.59	09100	60.90
9.5	21.0	9.2	30	34	74	10	2	09600	50.15	09600	59.47	09600	50.15	09600	59.47
10.0	21.0	9.7	30	34	74	10	2	10100	48.01	10100	58.03	10100	48.01	10100	58.03
10.5	25.0	10.1	36	40	85	12	2	10600	73.08	10600	83.12	10600	73.08	10600	83.12
11.0	25.0	10.6	36	40	85	12	2	11100	71.65	11100	81.68	11100	71.65	11100	81.68
11.5	25.0	11.1	36	40	85	12	2	11600	69.50	11600	79.53	11600	69.50	11600	79.53
12.0	25.0	11.6	36	40	85	12	2	12100	68.07	12100	81.68	12100	68.07	12100	81.68
12.5	29.0	12.1	42	46	91	14	2					12600	98.16	12600	111.77
13.0	29.0	12.6	42	46	91	14	2					13100	97.44	13100	111.06
13.5	29.0	13.1	42	46	91	14	2					13600	96.01	13600	110.34
14.0	29.0	13.6	42	46	91	14	2					14100	97.44	14100	116.07
14.5	33.0	14.0	48	52	100	16	2					14600	133.26	14600	151.90
15.0	33.0	14.5	48	52	100	16	2					15100	129.68	15100	149.03
15.5	33.0	15.0	48	52	100	16	2					15600	126.82	15600	145.45
16.0	33.0	15.5	48	52	100	16	2					16100	133.26	16100	155.48
16.5	38.0	16.0	54	58	106	18	2					16600	172.67	16600	194.89
17.0	38.0	16.5	54	58	106	18	2					17100	167.65	17100	189.87
17.5	38.0	17.0	54	58	106	18	2					17600	163.36	17600	184.85
18.0	38.0	17.5	54	58	106	18	2					18100	161.21	18100	184.85
18.5	42.0	18.0	60	64	114	20	2					18600	213.51	18600	237.15
19.0	42.0	18.5	60	64	114	20	2					19100	207.78	19100	231.43
19.5	42.0	19.0	60	64	114	20	2					19600	201.33	19600	225.69
20.0	42.0	19.5	60	64	114	20	2					20100	197.75	20100	227.84

P				
M				
K				
N	●	●	●	●
S				
H				
O				

Customer Service Centre
Freephone: 0800 073 2 073 / Freefax: 0800 073 2 074

Ordering via the Online Shop
http://cuttingtools.ceratizit.com

AluLine – End milling cutter

▲ With polished chip flutes

W | λ_s=45° γ_s= 7° | ZEFP

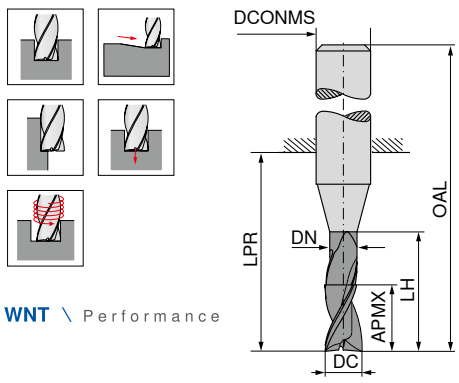

WNT \ Performance

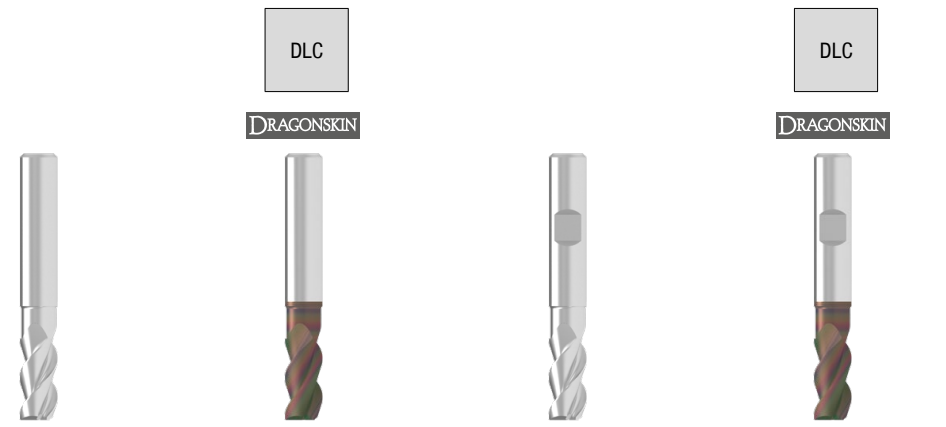

DC h6 mm	APMX mm	DN mm	LH mm	LPR mm	OAL mm	DCONMS h6 mm	ZEFP	Factory standard HA 53 615 ...	£	Factory standard HA 53 617 ...	£	Factory standard HB 53 616 ...	£	Factory standard HB 53 618 ...	£
2.0	4.5	1.8	6.0	14	50	6	3	02100	24.36	02100	31.53	02100	24.36	02100	31.53
2.5	5.5	2.3	7.5	19	55	6	3	02600	24.36	02600	30.81	02600	24.36	02600	30.81
3.0	6.5	2.8	9.0	19	55	6	3	03100	24.36	03100	31.53	03100	24.36	03100	31.53
3.5	8.5	3.3	12.0	19	55	6	3	03600	25.79	03600	32.96	03600	25.79	03600	32.96
4.0	8.5	3.8	12.0	19	55	6	3	04100	26.51	04100	32.96	04100	26.51	04100	32.96
4.5	10.5	4.3	15.0	22	58	6	3	04600	33.68	04600	40.12	04600	33.68	04600	40.12
5.0	10.5	4.8	15.0	22	58	6	3	05100	29.37	05100	35.82	05100	29.37	05100	35.82
5.5	13.0	5.3	18.0	22	58	6	3	05600	34.39	05600	40.84	05600	34.39	05600	40.84
6.0	13.0	5.8	18.0	22	58	6	3	06100	30.09	06100	37.97	06100	30.09	06100	37.97
6.5	17.0	6.2	24.0	28	64	8	3	06600	35.82	06600	44.42	06600	35.82	06600	44.42
7.0	17.0	6.7	24.0	28	64	8	3	07100	35.11	07100	42.99	07100	35.11	07100	42.99
7.5	17.0	7.2	24.0	28	64	8	3	07600	34.39	07600	42.28	07600	34.39	07600	42.28
8.0	17.0	7.7	24.0	28	64	8	3	08100	32.96	08100	41.55	08100	32.96	08100	41.55
8.5	21.0	8.2	30.0	34	74	10	3	08600	55.88	08600	64.48	08600	55.88	08600	64.48
9.0	21.0	8.7	30.0	34	74	10	3	09100	54.45	09100	63.05	09100	54.45	09100	63.05
9.5	21.0	9.2	30.0	34	74	10	3	09600	53.02	09600	61.61	09600	53.02	09600	61.61
10.0	21.0	9.7	30.0	34	74	10	3	10100	50.15	10100	60.18	10100	50.15	10100	60.18
10.5	25.0	10.1	36.0	40	85	12	3	10600	77.38	10600	86.70	10600	77.38	10600	86.70
11.0	25.0	10.6	36.0	40	85	12	3	11100	75.23	11100	85.27	11100	75.23	11100	85.27
11.5	25.0	11.1	36.0	40	85	12	3	11600	73.08	11600	82.40	11600	73.08	11600	82.40
12.0	25.0	11.6	36.0	40	85	12	3	12100	71.65	12100	85.27	12100	71.65	12100	85.27
12.5	29.0	12.1	42.0	46	91	14	3					12600	98.16	12600	111.77
13.0	29.0	12.6	42.0	46	91	14	3					13100	97.44	13100	111.06
13.5	29.0	13.1	42.0	46	91	14	3					13600	96.01	13600	110.34
14.0	29.0	13.6	42.0	46	91	14	3					14100	97.44	14100	116.07
14.5	33.0	14.0	48.0	52	100	16	3					14600	133.26	14600	151.90
15.0	33.0	14.5	48.0	52	100	16	3					15100	129.68	15100	149.03
15.5	33.0	15.0	48.0	52	100	16	3					15600	126.82	15600	145.45
16.0	33.0	15.5	48.0	52	100	16	3					16100	133.26	16100	155.48
16.5	38.0	16.0	54.0	58	106	18	3					16600	172.67	16600	194.89
17.0	38.0	16.5	54.0	58	106	18	3					17100	167.65	17100	189.87
17.5	38.0	17.0	54.0	58	106	18	3					17600	163.36	17600	184.85
18.0	38.0	17.5	54.0	58	106	18	3					18100	161.21	18100	184.85
18.5	42.0	18.0	60.0	64	114	20	3					18600	213.51	18600	237.15
19.0	42.0	18.5	60.0	64	114	20	3					19100	207.78	19100	231.43
19.5	42.0	19.0	60.0	64	114	20	3					19600	201.33	19600	225.69
20.0	42.0	19.5	60.0	64	114	20	3					20100	197.75	20100	227.84

DC h6 mm	APMX mm	DN mm	LH mm	LPR mm	OAL mm	DCONMS h6 mm	ZEFP	Factory standard HA 53 615 ...	£	Factory standard HA 53 617 ...	£	Factory standard HB 53 616 ...	£	Factory standard HB 53 618 ...	£
2.0	5.5	1.8	10.0	19	55	6	3	02200	29.37	02200	35.82	02200	29.37	02200	35.82
2.5	6.5	2.3	12.5	22	58	6	3	02700	28.66	02700	35.82	02700	28.66	02700	35.82
3.0	8.0	2.8	15.0	22	58	6	3	03200	29.37	03200	36.54	03200	29.37	03200	36.54
3.5	10.5	3.3	20.0	26	62	6	3	03700	30.81	03700	37.97	03700	30.81	03700	37.97
4.0	10.5	3.8	20.0	26	62	6	3	04200	31.53	04200	38.69	04200	31.53	04200	38.69
4.5	13.0	4.3	25.0	34	70	6	3	04700	40.12	04700	46.57	04700	40.12	04700	46.57
5.0	13.0	4.8	25.0	34	70	6	3	05200	35.11	05200	42.28	05200	35.11	05200	42.28
5.5	16.0	5.3	30.0	34	70	6	3	05700	40.84	05700	48.01	05700	40.84	05700	48.01
6.0	16.0	5.8	30.0	34	70	6	3	06200	35.82	06200	43.71	06200	35.82	06200	43.71
6.5	21.0	6.2	40.0	44	80	8	3	06700	43.71	06700	51.59	06700	43.71	06700	51.59
7.0	21.0	6.7	40.0	44	80	8	3	07200	42.28	07200	50.15	07200	42.28	07200	50.15
7.5	21.0	7.2	40.0	44	80	8	3	07700	40.84	07700	49.44	07700	40.84	07700	49.44
8.0	21.0	7.7	40.0	44	80	8	3	08200	39.41	08200	48.01	08200	39.41	08200	48.01
8.5	26.0	8.2	50.0	54	94	10	3	08700	66.63	08700	75.95	08700	66.63	08700	75.95
9.0	26.0	8.7	50.0	54	94	10	3	09200	65.20	09200	73.80	09200	65.20	09200	73.80
9.5	26.0	9.2	50.0	54	94	10	3	09700	63.05	09700	72.36	09700	63.05	09700	72.36
10.0	26.0	9.7	50.0	54	94	10	3	10200	60.18	10200	70.21	10200	60.18	10200	70.21
10.5	31.0	10.1	60.0	64	109	12	3	10700	92.42	10700	102.46	10700	92.42	10700	102.46
11.0	31.0	10.6	60.0	64	109	12	3	11200	90.27	11200	99.59	11200	90.27	11200	99.59
11.5	31.0	11.1	60.0	64	109	12	3	11700	87.41	11700	97.44	11700	87.41	11700	97.44
12.0	31.0	11.6	60.0	64	109	12	3	12200	85.98	12200	99.59	12200	85.98	12200	99.59
12.5	36.0	12.1	70.0	74	119	14	3					12700	117.51	12700	131.12
13.0	36.0	12.6	70.0	74	119	14	3					13200	116.79	13200	130.40
13.5	36.0	13.1	70.0	74	119	14	3					13700	115.36	13700	129.68
14.0	36.0	13.6	70.0	74	119	14	3					14200	116.79	14200	135.41
14.5	41.0	14.0	80.0	84	132	16	3					14700	159.78	14700	178.41
15.0	41.0	14.5	80.0	84	132	16	3					15200	156.20	15200	174.82
15.5	41.0	15.0	80.0	84	132	16	3					15700	152.61	15700	171.24
16.0	41.0	15.5	80.0	84	132	16	3					16200	160.50	16200	181.99
16.5	47.0	16.0	90.0	94	142	18	3					16700	207.06	16700	229.28
17.0	47.0	16.5	90.0	94	142	18	3					17200	201.33	17200	223.55
17.5	47.0	17.0	90.0	94	142	18	3					17700	195.60	17700	217.82
18.0	47.0	17.5	90.0	94	142	18	3					18200	193.45	18200	217.09
18.5	52.0	18.0	100.0	104	154	20	3					18700	277.28	18700	301.65
19.0	52.0	18.5	100.0	104	154	20	3					19200	270.11	19200	293.76
19.5	52.0	19.0	100.0	104	154	20	3					19700	262.24	19700	285.88
20.0	52.0	19.5	100.0	104	154	20	3					20200	257.22	20200	287.31

P				
M				
K				
N	●	●	●	●
S				
H				
O				

AluLine – End milling cutter with corner radius

▲ With polished chip flutes

W | λ_s=45° γ_s= 7° | ZEFP

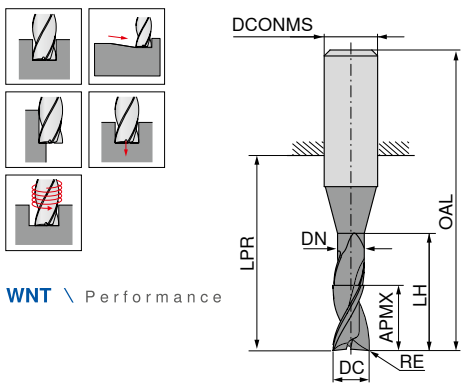

WNT \ Performance



	Factory standard	Factory standard	Factory standard	Factory standard
	HA	HA	HB	HB

DC h6 mm	RE ±0,05 mm	APMX mm	DN mm	LH mm	LPR mm	OAL mm	DCONMS h6 mm	ZEFP	53 708 ...	£	53 710 ...	£	53 709 ...	£	53 711 ...	£
2	0.5	4.5	1.8	6	14	50	6	3	02105	25.79	02105	32.24	02105	25.79	02105	32.24
2	0.3	4.5	1.8	6	14	50	6	3	02103	25.79	02103	32.24	02103	25.79	02103	32.24
3	1.0	6.5	2.7	9	19	55	6	3	03110	26.51	03110	32.96	03110	26.51	03110	32.96
3	0.3	6.5	2.7	9	19	55	6	3	03103	26.51	03103	32.96	03103	26.51	03103	32.96
3	0.5	6.5	2.7	9	19	55	6	3	03105	26.51	03105	32.96	03105	26.51	03105	32.96
4	0.5	8.5	3.7	12	19	55	6	3	04105	27.94	04105	35.11	04105	27.94	04105	35.11
4	0.3	8.5	3.7	12	19	55	6	3	04103	27.94	04103	35.11	04103	27.94	04103	35.11
4	1.0	8.5	3.7	12	19	55	6	3	04110	27.94	04110	35.11	04110	27.94	04110	35.11
5	1.0	10.5	4.7	15	22	58	6	3	05110	31.53	05110	38.69	05110	31.53	05110	37.97
5	0.3	10.5	4.7	15	22	58	6	3	05103	31.53	05103	38.69	05103	31.53	05103	37.97
5	0.5	10.5	4.7	15	22	58	6	3	05105	31.53	05105	38.69	05105	31.53	05105	37.97
6	1.0	13.0	5.7	18	22	58	6	3	06110	31.53	06110	40.12	06110	31.53	06110	40.12
6	0.3	13.0	5.7	18	22	58	6	3	06103	31.53	06103	40.12	06103	31.53	06103	40.12
6	0.5	13.0	5.7	18	22	58	6	3	06105	31.53	06105	40.12	06105	31.53	06105	40.12
6	1.5	13.0	5.7	18	22	58	6	3	06115	31.53	06115	40.12	06115	31.53	06115	40.12
8	0.3	17.0	7.4	24	28	64	8	3	08103	35.11	08103	43.71	08103	35.11	08103	43.71
8	0.5	17.0	7.4	24	28	64	8	3	08105	35.11	08105	43.71	08105	35.11	08105	43.71
8	1.0	17.0	7.4	24	28	64	8	3	08110	35.11	08110	43.71	08110	35.11	08110	43.71
8	1.5	17.0	7.4	24	28	64	8	3	08115	35.11	08115	43.71	08115	35.11	08115	43.71
8	2.0	17.0	7.4	24	28	64	8	3	08120	35.11	08120	43.71	08120	35.11	08120	43.71
10	1.5	21.0	9.2	30	34	74	10	3	10115	53.74	10115	63.77	10115	53.74	10115	63.77
10	0.3	21.0	9.2	30	34	74	10	3	10103	53.74	10103	63.77	10103	53.74	10103	63.77
10	0.5	21.0	9.2	30	34	74	10	3	10105	53.74	10105	63.77	10105	53.74	10105	63.77
10	1.0	21.0	9.2	30	34	74	10	3	10110	53.74	10110	63.77	10110	53.74	10110	63.77
10	2.0	21.0	9.2	30	34	74	10	3	10120	53.74	10120	63.77	10120	53.74	10120	63.77
10	3.0	21.0	9.2	30	34	74	10	3	10130	53.74	10130	63.77	10130	53.74	10130	63.77
12	1.5	25.0	11.0	36	40	85	12	3	12115	75.95	12115	90.27	12115	75.95	12115	90.27
12	0.3	25.0	11.0	36	40	85	12	3	12103	75.95	12103	90.27	12103	75.95	12103	90.27
12	0.5	25.0	11.0	36	40	85	12	3	12105	75.95	12105	90.27	12105	75.95	12105	90.27
12	1.0	25.0	11.0	36	40	85	12	3	12110	75.95	12110	90.27	12110	75.95	12110	90.27
12	2.0	25.0	11.0	36	40	85	12	3	12120	75.95	12120	90.27	12120	75.95	12120	90.27
12	3.0	25.0	11.0	36	40	85	12	3	12130	75.95	12130	90.27	12130	75.95	12130	90.27
12	4.0	25.0	11.0	36	40	85	12	3	12140	75.95	12140	90.27	12140	75.95	12140	90.27
16	1.5	33.0	15.0	48	52	100	16	3					16115	122.53	16115	144.01
16	0.3	33.0	15.0	48	52	100	16	3					16103	122.53	16103	144.01
16	0.5	33.0	15.0	48	52	100	16	3					16105	122.53	16105	144.01
16	1.0	33.0	15.0	48	52	100	16	3					16110	122.53	16110	144.01
16	2.0	33.0	15.0	48	52	100	16	3					16120	122.53	16120	144.01
16	3.0	33.0	15.0	48	52	100	16	3					16130	122.53	16130	144.01
16	4.0	33.0	15.0	48	52	100	16	3					16140	122.53	16140	144.01
20	2.0	42.0	19.0	60	64	114	20	3					20120	192.74	20120	222.83
20	0.5	42.0	19.0	60	64	114	20	3					20105	192.74	20105	222.83
20	1.0	42.0	19.0	60	64	114	20	3					20110	192.74	20110	222.83
20	1.5	42.0	19.0	60	64	114	20	3					20115	192.74	20115	222.83
20	3.0	42.0	19.0	60	64	114	20	3					20130	192.74	20130	222.83
20	4.0	42.0	19.0	60	64	114	20	3					20140	192.74	20140	222.83

P				
M				
K				
N	●	●	●	●
S				
H				
O				

Customer Service Centre
Freephone: 0800 073 2 073 / Freefax: 0800 073 2 074

Ordering via the Online Shop
http://cuttingtools.ceratizit.com

AluLine – NC deburring cutter

W | λ_s=0° γ_s=8°

WNT \ Performance

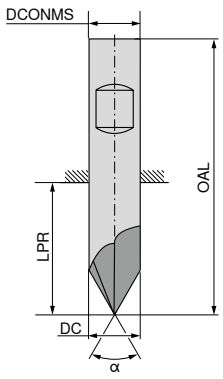



DC h6 mm	OAL mm	LPR mm	DCONMS h6 mm	ZEFP	α = 60° Factory standard HA 53 666 ...	£	α = 60° Factory standard HB 53 667 ...	£	α = 60° Factory standard HA 53 662 ...	£	α = 60° Factory standard HB 53 663 ...	£
4	50	22	4	4	04000	19.73			04000	23.11		
6	55	19	6	4	06000	22.02	06000	22.02	06000	25.40	06000	25.40
8	58	22	8	4	08000	25.73	08000	25.73	08000	29.54	08000	29.54
10	60	20	10	4	10000	36.34	10000	36.34	10000	40.92	10000	40.92
12	70	25	12	4	12000	40.92	12000	40.92	12000	46.15	12000	46.15
16	80	32	16	4	16000	68.15	16000	68.15	16000	75.21	16000	75.21

P				
M				
K				
N	●	●	●	●
S				
H				
O	●	●	●	●

AluLine – NC deburring cutter

W | λ_s=0° γ_s=8°

WNT \ Performance

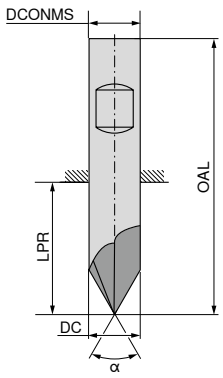



DC h6 mm	OAL mm	LPR mm	DCONMS h6 mm	ZEFP	α = 60° Factory standard HA 53 664 ...	£	α = 90° Factory standard HB 53 665 ...	£	α = 90° Factory standard HA 53 660 ...	£	α = 90° Factory standard HB 53 661 ...	£
4	50	22	4	4	04000	19.73			04000	23.11		
6	55	19	6	4	06000	22.02	06000	22.02	06000	25.40	06000	25.40
8	58	22	8	4	08000	25.73	08000	25.73	08000	29.54	08000	29.54
10	60	20	10	4	10000	36.34	10000	36.34	10000	40.92	10000	40.92
12	70	25	12	4	12000	40.92	12000	40.92	12000	46.15	12000	46.15
16	80	32	16	4	16000	68.15	16000	68.15	16000	75.21	16000	75.21

P				
M				
K				
N	●	●	●	●
S				
H				
O	●	●	●	●

CircularLine – End milling cutter

- Chip breaker 0.9 x DC
- 53 585 ... Cutting depth: 2 x DC
- 53 587 ... Cutting depth: 3 x DC

CCR UNI | λ_s=30° γ_s=31° γ_s= 8° | ZEFP | HPC

WNT \ Performance

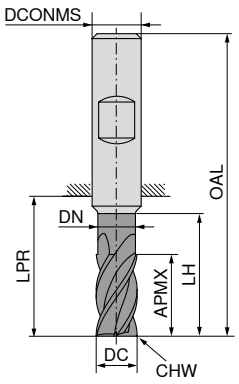

DPX72S | DRAGONSKIN

DPX72S | DRAGONSKIN

Factory standard | HB

Factory standard | HB

DC e8 mm	OAL mm	APMX mm	DN mm	LH mm	LPR mm	DCONMS h6 mm	CHW mm	ZEFP
6	57	13	5.8	19	21	6	0.2	6
6	63	19	5.8	25	27	6	0.2	6
8	63	21	7.7	25	27	8	0.2	6
8	71	25	7.7	33	35	8	0.2	6
10	72	22	9.7	30	32	10	0.2	6
10	83	31	9.7	41	43	10	0.2	6
12	83	26	11.6	36	38	12	0.2	6
12	94	37	11.6	47	49	12	0.2	6
16	92	36	15.5	42	44	16	0.2	6
16	111	49	15.5	61	63	16	0.2	6
20	104	41	19.5	52	54	20	0.2	6
20	127	61	19.5	75	77	20	0.2	6

53 585 ...	£
060	36.63
080	47.77
100	61.37
120	78.92
160	157.43
200	226.34

53 587 ...	£
060	35.91
080	46.59
100	65.69
120	77.15
160	159.65
200	223.81

P	●	●
M	○	○
K	●	●
N		
S	○	○
H		
O		

CircularLine – End milling cutter

- Chip breaker 0.9 x DC
- Cutting depth: 2 x DC

CCR UNI | λ_s=30° γ_s=31° γ_s= 8° | ZEFP | HPC

WNT \ Performance

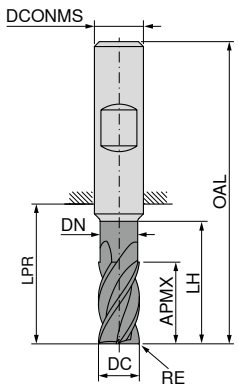

DPX72S | DRAGONSKIN

Factory standard | HB

DC e8 mm	OAL mm	RE ±0,05 mm	APMX mm	DN mm	LH mm	LPR mm	DCONMS h6 mm	ZEFP
6	57	1.0	13	5.8	19	21	6	6
6	57	0.2	13	5.8	19	21	6	6
6	57	1.5	13	5.8	19	21	6	6
8	63	1.5	21	7.7	25	27	8	6
8	63	0.2	21	7.7	25	27	8	6
8	63	1.0	21	7.7	25	27	8	6
8	63	2.0	21	7.7	25	27	8	6
10	72	1.5	22	9.7	30	32	10	6
10	72	0.2	22	9.7	30	32	10	6
10	72	1.0	22	9.7	30	32	10	6
10	72	1.6	22	9.7	30	32	10	6
10	72	2.0	22	9.7	30	32	10	6
12	83	1.5	26	11.6	36	38	12	6
12	83	0.2	26	11.6	36	38	12	6
12	83	1.0	26	11.6	36	38	12	6
12	83	1.6	26	11.6	36	38	12	6
12	83	2.0	26	11.6	36	38	12	6
12	83	3.0	26	11.6	36	38	12	6
16	92	4.0	36	15.5	42	44	16	6
16	92	0.2	36	15.5	42	44	16	6
16	92	1.0	36	15.5	42	44	16	6
16	92	1.5	36	15.5	42	44	16	6
16	92	1.6	36	15.5	42	44	16	6
16	92	2.0	36	15.5	42	44	16	6
16	92	3.0	36	15.5	42	44	16	6
20	104	1.6	41	19.5	52	54	20	6
20	104	0.2	41	19.5	52	54	20	6
20	104	1.0	41	19.5	52	54	20	6
20	104	1.5	41	19.5	52	54	20	6
20	104	2.0	41	19.5	52	54	20	6
20	104	3.0	41	19.5	52	54	20	6
20	104	4.0	41	19.5	52	54	20	6

53 586 ...	£
06010	36.83
06002	36.63
06015	36.83
08015	48.91
08002	47.77
08010	48.91
08020	48.91
10015	63.06
10002	61.37
10010	63.06
10016	63.06
10020	63.06
12015	79.29
12002	78.92
12010	79.29
12016	79.29
12020	79.29
12030	79.29
16040	164.05
16002	157.43
16010	169.74
16015	164.05
16016	164.05
16020	164.05
16030	164.05
20016	228.63
20002	226.34
20010	228.63
20015	228.63
20020	228.63
20030	228.63
20040	228.63

P	●
M	○
K	●
N	
S	○
H	
O	

CircularLine – End milling cutter

- Chip breaker 0,9 x DC
- Cutting depth: 4 x DC

CCR UNI | λ_s=35° γ_s=36° γ_s= 8° | ZEFP | HPC

WNT \ Performance

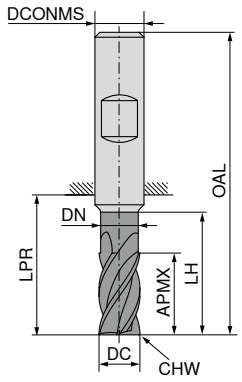

DPX72S | DRAGONSKIN

Factory standard | HB

DC e8 mm	OAL mm	APMX mm	DN mm	LH mm	LPR mm	DCONMS h6 mm	CHW mm	ZEFP
6	67	25	5.8	29	31	6	0.2	5
8	76	33	7.7	38	40	8	0.2	5
10	89	41	9.7	47	49	10	0.2	5
12	102	49	11.6	55	57	12	0.2	5
16	123	65	15.5	73	75	16	0.2	5
20	143	82	19.5	91	93	20	0.2	5

53 589 ...	£
060	37.43
080	48.13
100	66.46
120	80.96
160	162.70
200	229.15

P	●
M	○
K	●
N	
S	○
H	
O	

CircularLine – End milling cutter

- Chip breaker 0.9 x DC
- Cutting depth: 4 x DC

CCR UNI | λ_s=35° γ_s=36° γ_s= 9° | ZEFP | HPC

WNT \ Performance

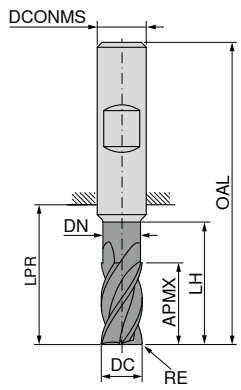

DPX72S | DRAGONSKIN

Factory standard | HB

DC e8 mm	OAL mm	RE ±0,05 mm	APMX mm	DN mm	LH mm	LPR mm	DCONMS h6 mm	ZEFP
6	67	1.5	25	5.8	29	31	6	5
6	67	1.0	25	5.8	29	31	6	5
6	67	0.2	25	5.8	29	31	6	5
8	76	1.5	33	7.7	38	40	8	5
8	76	1.0	33	7.7	38	40	8	5
8	76	2.0	33	7.7	38	40	8	5
8	76	0.2	33	7.7	38	40	8	5
10	89	1.5	41	9.7	47	49	10	5
10	89	1.0	41	9.7	47	49	10	5
10	89	1.6	41	9.7	47	49	10	5
10	89	2.0	41	9.7	47	49	10	5
10	89	0.2	41	9.7	47	49	10	5
12	102	1.0	49	11.6	55	57	12	5
12	102	1.5	49	11.6	55	57	12	5
12	102	1.6	49	11.6	55	57	12	5
12	102	2.0	49	11.6	55	57	12	5
12	102	3.0	49	11.6	55	57	12	5
12	102	0.2	49	11.6	55	57	12	5
16	123	1.6	65	15.5	73	75	16	5
16	123	1.0	65	15.5	73	75	16	5
16	123	1.5	65	15.5	73	75	16	5
16	123	2.0	65	15.5	73	75	16	5
16	123	3.0	65	15.5	73	75	16	5
16	123	4.0	65	15.5	73	75	16	5
16	123	0.2	65	15.5	73	75	16	5
20	143	2.0	82	19.5	91	93	20	5
20	143	1.0	82	19.5	91	93	20	5
20	143	1.5	82	19.5	91	93	20	5
20	143	1.6	82	19.5	91	93	20	5
20	143	3.0	82	19.5	91	93	20	5
20	143	4.0	82	19.5	91	93	20	5
20	143	0.2	82	19.5	91	93	20	5

53 593 ...	£
06015	38.19
06010	38.19
06002	37.43
08015	48.89
08010	48.89
08020	48.89
08002	48.13
10015	67.98
10010	67.98
10016	67.98
10020	67.98
10002	66.46
12010	83.26
12015	83.26
12016	83.26
12020	83.26
12030	83.26
12002	80.96
16016	165.75
16010	165.75
16015	165.75
16020	165.75
16030	165.75
16040	165.75
16002	162.70
20020	232.97
20010	232.97
20015	232.97
20016	232.97
20030	232.97
20040	232.97
20002	229.15

P	●
M	○
K	●
N	
S	○
H	
O	

Customer Service Centre
Freephone: 0800 073 2 073 / Freefax: 0800 073 2 074

Ordering via the Online Shop
http://cuttingtools.ceratizit.com

CircularLine – End milling cutter

- Chip breaker 0.9 x DC
- Cutting depth: 3 x DC

CCR UNI | λ_s=30° 31° | γ_s= 8° | ZEFP | HPC | DPX72S

WNT \ Performance

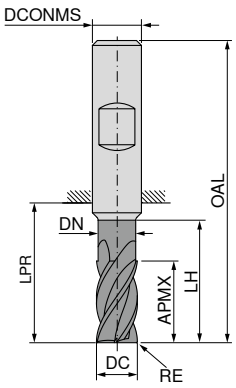

DRAGONSKIN

Factory standard

HB

DC e8 mm	RE ±0,05 mm	APMX mm	DN mm	LH mm	LPR mm	OAL mm	DCONMS h6 mm	ZEFP	53 642 ...	£
6	0.2	19	5.8	25	27	63	6	6	06202	35.91
6	1.0	19	5.8	25	27	63	6	6	06210	36.67
6	1.5	19	5.8	25	27	63	6	6	06215	36.67
8	0.2	25	7.7	33	35	71	8	6	08202	46.59
8	1.0	25	7.7	33	35	71	8	6	08210	48.13
8	1.5	25	7.7	33	35	71	8	6	08215	48.13
8	2.0	25	7.7	33	35	71	8	6	08220	48.13
10	0.2	31	9.7	41	43	83	10	6	10202	65.69
10	1.0	31	9.7	41	43	83	10	6	10210	67.21
10	1.5	31	9.7	41	43	83	10	6	10215	67.21
10	1.6	31	9.7	41	43	83	10	6	10216	67.21
10	2.0	31	9.7	41	43	83	10	6	10220	67.21
12	0.2	37	11.6	47	49	94	12	6	12202	77.15
12	1.0	37	11.6	47	49	94	12	6	12210	79.44
12	1.5	37	11.6	47	49	94	12	6	12215	79.44
12	1.6	37	11.6	47	49	94	12	6	12216	79.44
12	2.0	37	11.6	47	49	94	12	6	12220	79.44
12	3.0	37	11.6	47	49	94	12	6	12230	79.44
16	0.2	49	15.5	61	63	111	16	6	16202	159.65
16	1.0	49	15.5	61	63	111	16	6	16210	161.17
16	1.5	49	15.5	61	63	111	16	6	16215	161.17
16	1.6	49	15.5	61	63	111	16	6	16216	161.17
16	2.0	49	15.5	61	63	111	16	6	16220	161.17
16	3.0	49	15.5	61	63	111	16	6	16230	161.17
16	4.0	49	15.5	61	63	111	16	6	16240	161.17
20	0.2	61	19.5	75	77	127	20	6	20202	223.81
20	1.0	61	19.5	75	77	127	20	6	20210	226.08
20	1.5	61	19.5	75	77	127	20	6	20215	226.08
20	1.6	61	19.5	75	77	127	20	6	20216	226.08
20	2.0	61	19.5	75	77	127	20	6	20220	226.08
20	3.0	61	19.5	75	77	127	20	6	20230	226.08
20	4.0	61	19.5	75	77	127	20	6	20240	226.08

P	●
M	○
K	●
N	
S	○
H	
O	

CircularLine – End milling cutter

- Chip breaker 0.9 x DC
- Cutting depth: 5 x DC

CCR UNI | λ_s=35° 36° | γ_s= 9° | ZEFP | HPC | DPX72S

WNT \ Performance

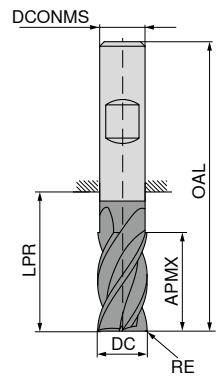

DRAGONSKIN

Factory standard

HB

DC e8 mm	RE ±0,05 mm	APMX mm	LPR mm	OAL mm	DCONMS h6 mm	ZEFP	53 593 ...	£
6	0.2	31	39	75	6	5	06402	54.39
6	1.0	31	39	75	6	5	06410	54.39
6	1.5	31	39	75	6	5	06415	54.39
8	0.2	41	49	85	8	5	08402	62.69
8	1.0	41	49	85	8	5	08410	62.69
8	1.5	41	49	85	8	5	08415	62.69
8	2.0	41	49	85	8	5	08420	62.69
10	0.2	51	60	100	10	5	10402	86.56
10	1.0	51	60	100	10	5	10410	86.56
10	1.5	51	60	100	10	5	10415	86.56
10	1.6	51	60	100	10	5	10416	86.56
10	2.0	51	60	100	10	5	10420	86.56
12	0.2	61	70	115	12	5	12402	107.30
12	1.0	61	70	115	12	5	12410	107.30
12	1.5	61	70	115	12	5	12415	107.30
12	1.6	61	70	115	12	5	12416	107.30
12	2.0	61	70	115	12	5	12420	107.30
12	3.0	61	70	115	12	5	12430	107.30
14	0.2	71	81	126	14	5	14402	107.30
14	1.0	71	81	126	14	5	14410	220.40
14	1.5	71	81	126	14	5	14415	220.40
14	1.6	71	81	126	14	5	14416	220.40
14	2.0	71	81	126	14	5	14420	220.40
14	3.0	71	81	126	14	5	14430	220.40
16	0.2	81	92	140	16	5	16402	218.04
16	1.0	81	92	140	16	5	16410	218.04
16	1.5	81	92	140	16	5	16415	218.04
16	1.6	81	92	140	16	5	16416	218.04
16	2.0	81	92	140	16	5	16420	218.04
16	3.0	81	92	140	16	5	16430	218.04
16	4.0	81	92	140	16	5	16440	218.04
18	0.2	91	102	150	18	5	18402	249.35
18	1.0	91	102	150	18	5	18410	249.35
18	1.5	91	102	150	18	5	18415	249.35
18	1.6	91	102	150	18	5	18416	249.35
18	2.0	91	102	150	18	5	18420	249.35
18	3.0	91	102	150	18	5	18430	249.35
18	4.0	91	102	150	18	5	18440	249.35
20	0.2	102	113	163	20	5	20402	301.09
20	1.0	102	113	163	20	5	20410	301.09
20	1.5	102	113	163	20	5	20415	301.09
20	1.6	102	113	163	20	5	20416	301.09
20	2.0	102	113	163	20	5	20420	301.09
20	3.0	102	113	163	20	5	20430	301.09
20	4.0	102	113	163	20	5	20440	301.09

P	●
M	○
K	●
N	
S	○
H	
O	

Trochoidal milling

When programming the various CAM systems different information is required.

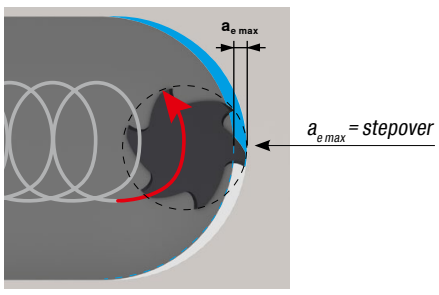

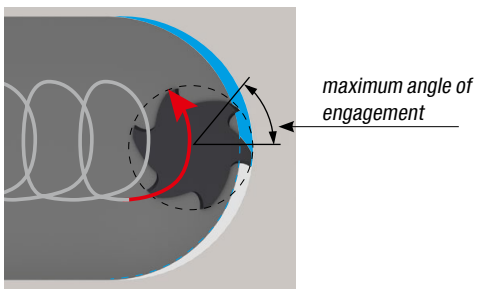

Features & benefits of trochoidal milling

- reduced tool wear
- higher material removal rate than HPC machining possible
- spindle and machine-friendly
- suitable for low-power machines
- suitable for thin-walled components and unstable workpiece clamping

Calculation of the average chip thickness

$$h_m \approx f_z \sqrt{\frac{a_e}{DC}}$$

$$f_z \approx h_m \sqrt{\frac{DC}{a_e}}$$

$a_{e\,max}$ = maximum lateral infeed (depending on the material to be machined)
f_z = maximum feed per tooth
h_m = average chip thickness
DC = tool diameter

End milling cutter

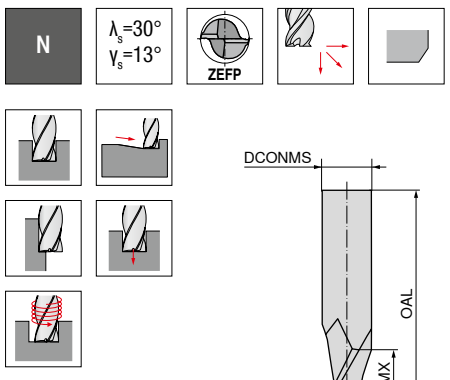

WNT \ Standard

≈DIN 6527

HA

DC e8 mm	APMX mm	OAL mm	DCONMS h5 mm	CHW mm	ZEFP	50 594 ...	£
0.25	0.5	38	3		2	925	21.80
0.30	1.0	38	3		2	930	20.03
0.35	1.0	38	3		2	935	20.03
0.40	1.0	38	3		2	940	20.03
0.50	1.5	38	3		2	950	20.03
0.60	1.5	38	3		2	960	20.03
0.70	2.0	38	3		2	970	20.03
0.80	2.0	38	3		2	980	20.03
0.90	2.5	38	3		2	990	20.03
1.00	3.0	50	3		2	010	21.06
1.10	3.0	50	3		2	011	21.06
1.20	4.0	50	3		2	012	21.06
1.40	4.0	50	3		2	014	21.06
1.50	4.0	50	3		2	015	21.06
1.60	4.0	50	3		2	016	21.06
1.80	5.0	50	3		2	018	21.06
2.00	5.0	50	3	0.07	2	020	19.38
2.50	6.0	50	3	0.07	2	025	21.06

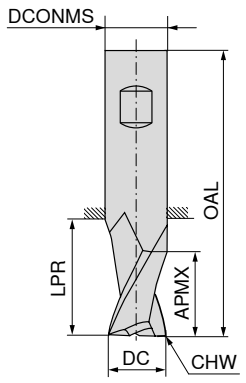

≈DIN 6527

HB

DC e8 mm	APMX mm	LPR mm	OAL mm	DCONMS h5 mm	CHW mm	ZEFP	50 594 ...	£
2.8	8	21	57	6	0.07	2	028	17.61
3.0	8	21	57	6	0.15	2	030	17.61
3.8	11	21	57	6	0.15	2	038	17.61
4.0	11	21	57	6	0.15	2	040	17.61
4.8	13	21	57	6	0.15	2	048	17.61
5.0	13	21	57	6	0.15	2	050	17.61
5.8	13	21	57	6	0.15	2	058	17.61
6.0	13	21	57	6	0.15	2	060	17.61
6.8	16	27	63	8	0.15	2	068	20.32
7.0	16	27	63	8	0.15	2	070	20.32
7.8	19	27	63	8	0.15	2	078	20.32
8.0	19	27	63	8	0.15	2	080	20.32
8.7	19	32	72	10	0.15	2	087	31.44
9.0	19	32	72	10	0.15	2	090	31.44
9.7	22	32	72	10	0.15	2	097	31.44
10.0	22	32	72	10	0.15	2	100	31.44
10.7	26	38	83	12	0.15	2	107	48.92
11.0	26	38	83	12	0.15	2	110	48.92
11.7	26	38	83	12	0.15	2	117	48.92
12.0	26	38	83	12	0.15	2	120	46.71
13.7	26	38	83	14	0.15	2	137	59.81
14.0	26	38	83	14	0.15	2	140	59.81
15.7	32	44	92	16	0.15	2	157	78.88
16.0	32	44	92	16	0.15	2	160	70.18
17.7	32	44	92	18	0.15	2	177	130.71
18.0	32	44	92	18	0.15	2	180	92.91
19.7	38	54	104	20	0.15	2	197	172.28
20.0	38	54	104	20	0.15	2	200	117.73

P	●
M	○
K	●
N	○
S	○
H	
O	○

End milling cutter

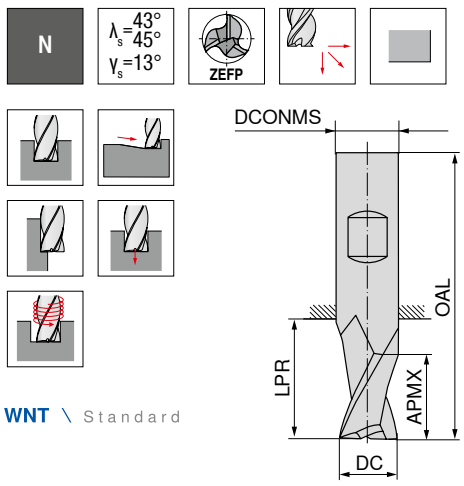

WNT \ Standard

≈DIN 6527

HB

≈DIN 6527

HB

DC e8 mm	APMX mm	LPR mm	OAL mm	DCONMS h5 mm	ZEFP	50 614 ...	£	50 614 ...	£
3.0	8	21	57	6	3	030	18.72		
3.5	11	21	57	6	3	035	20.64		
3.5	15	23	59	6	3			036	31.84
4.0	11	21	57	6	3	040	18.72		
4.0	19	27	63	6	3			041	31.84
4.5	13	21	57	6	3	045	20.64		
4.5	19	27	63	6	3			046	31.84
5.0	13	21	57	6	3	050	18.40		
5.0	24	32	68	6	3			051	34.55
5.5	13	21	57	6	3	055	20.64		
5.5	24	32	68	6	3			056	34.55
6.0	13	21	57	6	3	060	18.72		
6.0	24	32	68	6	3			061	33.52
6.5	16	27	63	8	3	065	24.26		
6.5	30	44	80	8	3			066	47.57
7.0	16	27	63	8	3	070	23.53		
7.0	30	44	80	8	3			071	47.57
7.5	19	27	63	8	3	075	22.19		
7.5	30	44	80	8	3			076	47.57
8.0	19	27	63	8	3	080	21.80		
8.0	38	52	88	8	3			081	43.79
8.5	19	32	72	10	3	085	33.50		
8.5	38	48	88	10	3			086	75.00
9.0	19	32	72	10	3	090	33.50		
9.0	38	48	88	10	3			091	75.00
9.5	22	32	72	10	3	095	39.09		
9.5	38	48	88	10	3			096	75.00
10.0	22	32	72	10	3	100	34.98		
10.0	45	55	95	10	3			101	73.02
11.0	26	38	83	12	3	110	55.52		
11.0	45	57	102	12	3			111	105.07
12.0	26	38	83	12	3	120	50.27		
12.0	53	65	110	12	3			121	105.07
14.0	26	38	83	14	3	140	64.53		
14.0	53	65	110	14	3			141	133.43
16.0	32	44	92	16	3	160	88.40		
16.0	63	75	123	16	3			161	183.50
18.0	32	44	92	18	3	180	107.16		
18.0	63	75	123	18	3			181	221.52
20.0	38	54	104	20	3	200	139.10		
20.0	75	91	141	20	3			201	295.79

P	○	○
M	●	●
K	○	○
N	○	○
S	●	●
H		
O	○	○

Tool data always at your fingertips

Cutting data and CAD models for day-to-day assistance

In addition to detailed cutting data we also offer 2D and 3D models to assist you with your tool management or for simulating an operation. All data for this Service is available for you in our Online Shop.



Customer Service Centre
Freephone: 0800 073 2 073 / Freefax: 0800 073 2 074

Ordering via the Online Shop
http://cuttingtools.ceratizit.com

Mini milling cutter

N | λ_s=45° γ_s=13° | ZEFP

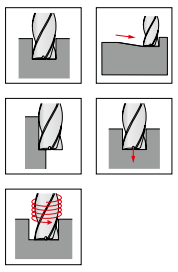

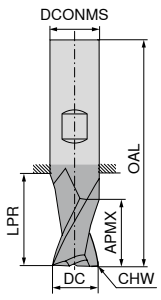

WNT \ Standard

DC e8 mm	APMX mm	LPR mm	OAL mm	DCONMS h5 mm	CHW mm	ZEFP	Ti1000 Factory standard ~HA 50 608 ...	£	Ti1000 Factory standard ~HA 50 609 ...	£	Factory standard HB 50 608 ...	£	Factory standard HB 50 609 ...	£
0.50	1.5	17	45	3	0.05	3	30500	12.85	30500	15.83				
1.00	2.0	12	45	6	0.05	3					01000	12.96	01000	16.67
1.00	2.0	17	45	3	0.05	3	31000	12.85	31000	15.83				
1.20	2.0	12	45	6	0.05	3					01200	12.96	01200	16.67
1.20	3.0	17	45	3	0.05	3	31200	12.85	31200	15.83				
1.50	3.0	12	45	6	0.05	3					01500	12.96	01500	16.67
1.50	3.0	17	45	3	0.05	3	31500	12.85	31500	15.83				
1.80	3.0	12	45	6	0.05	3					01800	12.96	01800	16.67
1.80	3.0	17	45	3	0.05	3	31800	12.85	31800	15.83				
2.00	4.0	13	45	6	0.05	3					020	13.88	02000	16.67
2.50	6.0	13	45	6	0.05	3					025	13.88	02500	16.67
2.80	6.0	13	45	6	0.05	3					02800	13.50	02800	16.67
3.00	6.0	13	45	6	0.10	3					030	13.88	03000	16.67
3.50	7.0	13	45	6	0.10	3					03500	14.12	03500	16.67
3.80	7.0	13	45	6	0.10	3					03800	14.12	03800	16.67
4.00	7.0	12	45	6	0.10	3					040	14.78	04000	16.67
4.50	8.0	11	45	6	0.10	3					04500	14.46	04500	16.67
4.80	8.0	11	45	6	0.10	3					04800	14.46	04800	16.67
5.00	8.0	11	45	6	0.10	3					050	15.09	05000	16.67
5.50	8.0	9	45	6	0.10	3					05500	14.46	05500	16.67
5.75	8.0	9	45	6	0.10	3					05700	14.46	05700	16.67
6.00	8.0	9	45	6	0.10	3					060	15.09	06000	16.67
6.70	10.0	19	55	8	0.10	3					06700	20.97	06700	16.67
7.00	12.0	19	55	8	0.10	3					070	21.48	07000	16.67
7.70	12.0	19	55	8	0.10	3					07700	20.97	07700	23.67
8.00	13.0	19	55	8	0.10	3					080	21.48	08000	23.67
8.70	14.0	17	55	10	0.10	3					08700	27.69	08700	28.78
9.00	16.0	17	55	10	0.10	3					09000	27.69	09000	28.78
9.70	16.0	17	55	10	0.10	3					09700	29.62	09700	28.78
10.00	16.0	17	55	10	0.10	3					100	30.41	10000	28.78

P		●		●
M		●		●
K		●		●
N	●	○	●	○
S	○	●	○	●
H				
O				

Mini milling cutter

N | λ_s=45° γ_s= 8° | ZEFP

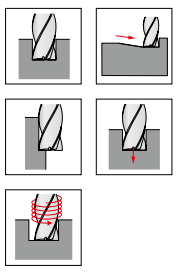

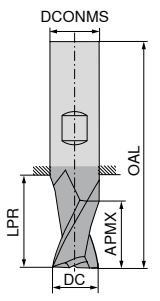

WNT \ Standard

DC e8 mm	APMX mm	LPR mm	OAL mm	DCONMS h5 mm	ZEFP	Ti1000 Factory standard ~HA 50 664 ...	£	Ti1000 Factory standard ~HA 50 691 ...	£	Factory standard HB 50 664 ...	£	Factory standard HB 50 691 ...	£
0.50	1.5	17	45	3	3	30500	13.16	30500	15.83				
1.00	2.0	12	45	6	3					01000	12.77	01000	13.69
1.00	2.0	17	45	3	3	31000	13.16	31000	15.83				
1.20	2.0	12	45	6	3					01200	12.77	01200	13.69
1.20	3.0	17	45	3	3	31200	12.77	31200	15.83				
1.50	3.0	12	45	6	3					01500	12.77	01500	13.69
1.50	3.0	17	45	3	3	31500	13.16	31500	15.83				
1.80	3.0	12	45	6	3					01800	12.77	01800	13.69
1.80	3.0	17	45	3	3	31800	12.77	31800	15.83				
2.00	4.0	13	45	6	3					02000	13.10	02000	16.16
2.50	6.0	13	45	6	3					02500	13.10	02500	16.16
2.80	6.0	13	45	6	3					02800	13.10	02800	16.16
3.00	6.0	13	45	6	3					03000	13.10	03000	16.16
3.50	7.0	13	45	6	3					03500	13.69	03500	16.16
3.80	7.0	13	45	6	3					03800	13.69	03800	16.16
4.00	7.0	12	45	6	3					04000	13.69	04000	16.16
4.50	8.0	11	45	6	3					04500	14.01	04500	16.16
4.80	8.0	11	45	6	3					04800	14.01	04800	16.16
5.00	8.0	11	45	6	3					05000	14.01	05000	16.16
5.50	8.0	9	45	6	3					05500	14.01	05500	16.16
5.75	8.0	9	45	6	3					05700	14.01	05700	16.16
6.00	8.0	9	45	6	3					06000	14.01	06000	16.16
6.70	10.0	19	55	8	3					06700	20.33	06700	16.16
7.00	12.0	19	55	8	3					07000	20.33	07000	16.16
7.70	12.0	19	55	8	3					07700	20.33	07700	22.97
8.00	13.0	19	55	8	3					08000	20.33	08000	22.97
8.70	14.0	17	55	10	3					08700	28.74	08700	27.92
9.00	16.0	17	55	10	3					09000	28.74	09000	27.92
9.70	16.0	17	55	10	3					09700	28.74	09700	27.92
10.00	16.0	17	55	10	3					10000	28.74	10000	27.92

P		●		●
M		●		●
K		●		●
N	●	○	●	○
S	○	●	○	●
H				
O				

Mini milling cutter

▲ Shank similar to DIN 6535

N | λ_s=30° γ_s=18° | ZEFP

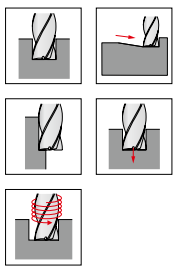

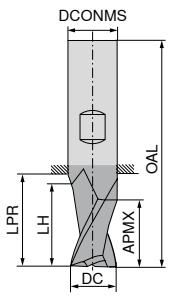

WNT \ Standard

Ti1000

DC e8 mm	APMX mm	LH mm	LPR mm	OAL mm	DCONMS h5 mm	ZEFP	Factory standard HB 50 598 ...	£	Factory standard HB 50 599 ...	£
2.00	4	4.0	10	35	6	3	020	12.26	020	17.06
2.50	4	4.0	10	35	6	3	025	12.87	025	17.61
3.00	5	5.0	10	36	6	3	030	12.26	030	17.06
3.50	5	5.0	10	36	6	3	035	12.87	035	17.61
4.00	7	7.0	12	38	6	3	040	12.24	040	16.14
4.50	7	7.0	12	38	6	3	045	12.87	045	17.61
5.00	8	8.0	13	39	6	3	050	12.24	050	16.23
5.50	8	8.0	13	39	6	3	055	12.87	055	17.78
5.75	8	8.0	13	39	6	3	057	12.87	057	17.78
6.00	8	8.5	13	39	6	3	060	12.24	060	16.23
6.75	11	11.5	16	43	8	3	067	17.19	067	21.80
7.00	11	11.5	16	43	8	3	070	16.45	070	20.64
7.75	11	11.5	16	43	8	3	077	17.50	077	22.32
8.00	11	11.5	16	43	8	3	080	18.97	080	22.01
8.70	13	13.5	18	50	10	3	087	26.94	087	32.80
9.00	13	13.5	18	50	10	3	090	24.16	090	29.70
9.70	13	13.5	18	50	10	3	097	26.94	097	32.80
10.00	13	13.5	18	50	10	3	100	26.31	100	31.54
12.00	15	15.5	24	55	12	3	120	34.89	120	40.86
14.00	15	15.5	26	58	14	3	140	59.70	140	64.53
16.00	18	18.5	28	62	16	3	160	66.73	160	73.63
18.00	20	20.5	35	70	18	3	180	84.12	180	92.17
20.00	22	22.5	40	75	20	3	200	107.36	200	114.07
P							○		●	
M							○		○	
K							○		●	
N							●		○	
S							○		○	
H									○	
O							●		○	

End milling cutter

N | λ_s=35° 38° γ_s= 9° | ZEFP | HPC

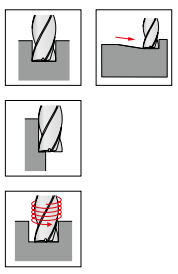

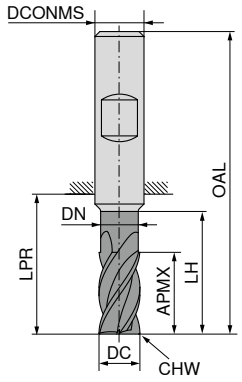

WNT \ Standard

Ti1000

Ti1000

DC f8 mm	OAL mm	APMX mm	DN mm	LH mm	LPR mm	DCONMS h6 mm	CHW mm	ZEFP	≈DIN 6527 HB 54 059 ...	£	≈DIN 6527 HB 54 059 ...	£
3.0	50	5			14	6	0.1	4	03100	12.33		
3.0	57	8	2.8	13.0	21	6	0.1	4			03200	12.90
4.0	54	8			18	6	0.1	4	04100	12.33		
4.0	57	11	3.8	17.0	21	6	0.1	4			04200	12.90
5.0	54	9			18	6	0.1	4	05100	12.33		
5.0	57	13	4.8	19.0	21	6	0.1	4			05200	12.90
6.0	54	10			18	6	0.1	4	06100	15.11		
6.0	57	13	5.8	19.0	21	6	0.1	4			06200	16.12
8.0	58	12			22	8	0.2	4	08100	16.70		
8.0	63	21	7.7	25.0	27	8	0.2	4			08200	16.91
10.0	66	14			26	10	0.2	4	10100	22.18		
10.0	72	22	9.7	30.0	32	10	0.2	4			10200	23.44
12.0	73	16			28	12	0.3	4	12100	31.19		
12.0	83	26	11.6	36.0	38	12	0.3	4			12200	36.68
16.0	82	22			34	16	0.3	4	16100	54.52		
16.0	92	36	15.5	42.0	44	16	0.3	4			16200	54.74
20.0	92	26			42	20	0.3	4	20100	81.96		
20.0	104	41	19.5	52.0	54	20	0.3	4			20200	84.99
P									●		●	
M									●		●	
K									○		○	
N									○		○	
S									●		●	
H												
O												

Rough milling cutter

NR | λ_s=35° 38° γ_s=10° | ZEFP | HPC

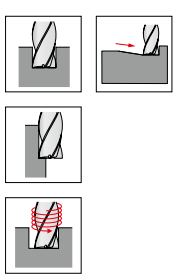

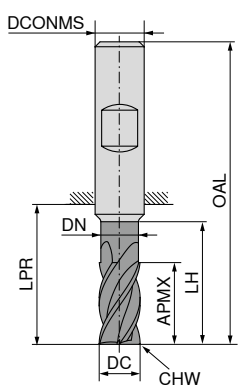

WNT \ Standard

Ti1000

Ti1000

Ti1000

DC h10 mm	APMX mm	DN mm	LH mm	LPR mm	OAL mm	DCONMS h6 mm	CHW mm	ZEFP	DIN 6527 HB 54 000 ...	£	Factory standard HB 54 015 ...	£	Factory standard HB 54 015 ...	£
3	5			14	50	6	0.15	4	03100	21.29				
3	8	2.8	12	21	57	6	0.15	4			03200	21.34		
3	8	2.8	15	34	70	6	0.15	4					03400	31.10
4	8			18	54	6	0.15	4	04100	21.27				
4	11	3.8	15	21	57	6	0.15	4			04200	21.34		
4	11	3.8	20	34	70	6	0.15	4					04400	31.10
5	9			18	54	6	0.15	4	05100	21.27				
5	13	4.8	17	21	57	6	0.15	4			05200	21.34		
5	13	4.8	25	34	70	6	0.15	4					05400	35.57
6	10			18	54	6	0.15	4	06100	21.27				
6	13	5.8	21	21	57	6	0.15	4			06200	25.60		
6	13	5.8	30	34	70	6	0.15	4					06400	40.28
8	12			22	58	8	0.25	4	08100	29.38				
8	19	7.7	27	27	63	8	0.25	4			08200	31.94		
8	19	7.7	40	44	80	8	0.25	4					08400	49.25
10	14			26	66	10	0.25	4	10100	36.54				
10	22	9.7	32	32	72	10	0.25	4			10200	40.72		
10	22	9.7	50	54	94	10	0.25	4					10400	67.26
12	16			28	73	12	0.35	4	12100	54.08				
12	26	11.6	38	38	83	12	0.35	4			12200	66.07		
12	26	11.6	64	65	109	12	0.35	4					12400	80.39
16	22			34	82	16	0.35	4	16100	92.76				
16	32	15.5	44	44	92	16	0.35	4			16200	99.46		
16	32	15.5	80	84	132	16	0.35	4					16400	151.58
20	26			42	92	20	0.35	4	20100	135.56				
20	38	19.5	54	54	104	20	0.35	4			20200	147.44		
20	38	19.5	100	104	154	20	0.35	4					20400	198.03
P									●		●		●	
M									●		●		●	
K									●		●		●	
N									○		○		○	
S									○		○		○	
H														
O														

Customer Service Centre
Freephone: 0800 073 2 073 / Freefax: 0800 073 2 074

Ordering via the Online Shop
http://cuttingtools.ceratizit.com

Finish milling cutter

N | λ_s=43° 45° | γ_s=13° | ZEFP

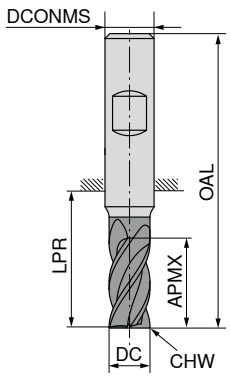

WNT \ Standard

Ti1000

Ti1000

DC f8 mm	APMX mm	LPR mm	OAL mm	DCONMS h5 mm	CHW mm	ZEFP	≈DIN 6527 HB 50 633 ...	£	Factory standard HB 50 633 ...	£
4	11	21	57	6	0.15	6	040	29.65		
4	16	26	62	6	0.15	6			041	41.00
5	13	21	57	6	0.15	6	050	29.65		
5	18	26	62	6	0.15	6			051	41.00
6	13	21	57	6	0.15	6	060	29.65		
6	18	26	62	6	0.15	6			061	41.00
7	16	27	63	8	0.15	6	070	35.46		
7	21	32	68	8	0.15	6			071	54.79
8	19	27	63	8	0.15	6	080	34.55		
8	24	32	68	8	0.15	6			081	48.29
9	19	32	72	10	0.15	6	090	56.98		
9	27	40	80	10	0.15	6			091	86.93
10	22	32	72	10	0.15	6	100	55.52		
10	30	40	80	10	0.15	6			101	84.64
12	26	38	83	12	0.15	6	120	72.14		
12	36	48	93	12	0.15	6			121	116.05
14	26	38	83	14	0.15	6	140	99.81		
14	42	54	99	14	0.15	6			141	155.86
16	32	44	92	16	0.15	6	160	131.87		
16	48	60	108	16	0.15	6			161	200.68
16	65	77	125	16	0.15	6			162	251.99
16	75	102	150	16	0.15	6			163	281.72
16	95	102	150	16	0.15	6			164	325.84
18	32	44	92	18	0.15	8	180	152.92		
18	54	66	114	18	0.15	8			181	245.73
20	38	54	104	20	0.15	8	200	187.68		
20	60	76	126	20	0.15	8			201	312.84
20	75	85	135	20	0.15	8			202	332.77
20	95	100	150	20	0.15	8			203	344.27
25	75	94	150	25	0.15	8			250	411.31
25	95	104	160	25	0.15	8			251	600.38
32	75	90	150	32	0.15	8	320	822.28		
32	95	100	160	32	0.15	8			321	802.18
P							○		○	
M							●		●	
K							○		○	
N							○		○	
S							●		●	
H							●		●	
O							○		○	

Rough milling cutter

NR | λ_s=20° | γ_s=10° | ZEFP

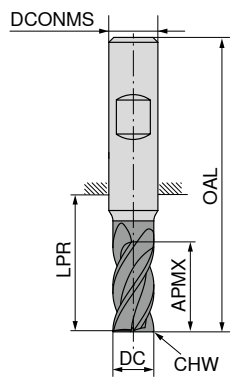

WNT \ Standard

Ti400

DC d11 mm	APMX mm	LPR mm	OAL mm	DCONMS h5 mm	CHW mm	ZEFP	DIN 6527 HB 50 624 ...	£
4	8	21	57	6	0.6	4	040	57.60
5	13	21	57	6	0.6	4	050	57.60
6	13	21	57	6	0.6	4	060	53.75
7	19	27	63	8	0.6	4	070	71.55
8	19	27	63	8	0.6	4	080	63.68
9	22	32	72	10	0.6	4	090	78.34
10	22	32	72	10	0.6	4	100	73.94
11	26	38	83	12	0.6	4	110	92.91
12	26	38	83	12	0.6	4	120	87.68
13	26	38	83	14	0.6	4	130	129.86
14	26	38	83	14	0.6	4	140	122.44
16	32	44	92	16	0.6	4	160	139.41
18	32	44	92	18	0.6	4	180	185.28
20	38	54	104	20	0.6	4	200	207.80
25	45	65	121	25	0.6	5	250	269.72
P							●	
M							○	
K							●	
N							○	
S							○	
H								
O							○	

Ball Nosed Cutter

▲ Radius accuracy: ± 0,01 mm

N | λ_s=30° | γ_s= 6° | ZEFP

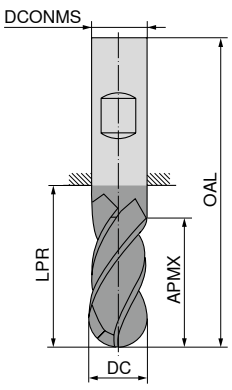

WNT \ Standard

Ti1000

Ti1000

DC f8 mm	APMX mm	LPR mm	OAL mm	DCONMS h5 mm	ZEFP	DIN 6527 HB 50 642 ...	£	DIN 6527 HB 50 643 ...	£	Factory standard HB 50 642 ...	£	DIN 6527 HB 50 643 ...	£
3	8	21	57	6	4	030	30.49	030	34.98				
4	11	21	57	6	4	040	30.49	040	34.98				
6	13	21	57	6	4	060	30.49	060	34.98				
6	40	64	100	6	4					061	37.61	061	45.14
8	19	27	63	8	4	080	34.98	080	38.23				
8	40	64	100	8	4					081	43.26	081	50.07
10	22	32	72	10	4	100	59.70	100	61.15				
10	40	60	100	10	4					101	76.57	101	83.59
12	26	38	83	12	4	120	80.03	120	81.28				
12	45	55	100	12	4					121	103.90	121	110.94
12	75	105	150	12	4					122	161.20	122	167.99
14	26	38	83	14	4	140	101.19	140	99.16				
14	45	55	100	14	4					141	144.03	141	150.83
16	32	44	92	16	4	160	142.56	160	139.94				
16	75	102	150	16	4					161	197.33	161	204.23
20	38	54	104	20	4	200	197.53	200	180.16				
20	75	100	150	20	4					201	313.08	201	319.97
P						●		●		●		●	
M						○		○		○		○	
K						●		●		●		●	
N						○		○		○		○	
S						○		○		○		○	
H								○				○	
O						○		○		○		○	

NC front and rear chamfer milling cutter

N | λ_s=0° γ_s=0° | ZEFP | Ti1000

WNT \ Standard

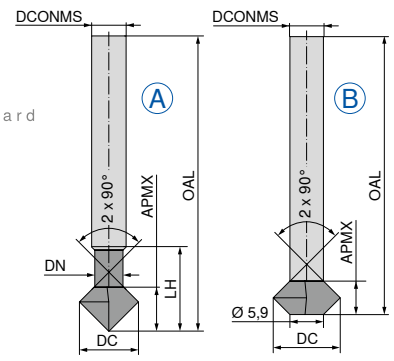

DC mm	APMX mm	DN mm	LH mm	OAL mm	DCONMS h5 mm	ZEFP	Fig.	Factory standard HA 52 158 ...	£	Factory standard HA 52 159 ...	£
3	2.0	2.2	12.0	75	4	4	A	030	57.01	030	64.78
4	2.7	2.9	17.7	75	4	4	A	040	57.01	040	64.42
5	3.0	3.9	18.0	75	5	4	A	050	58.45	050	66.92
6	4.0	3.9	19.0	100	6	4	A	060	60.70	060	66.98
8	2.0			100	6	4	B	080	78.88	080	88.71
10	4.0			100	6	4	B	100	98.54	100	109.51
12	6.0			100	6	4	B	120	118.18	120	130.53
P								●		●	
M								○		○	
K								●		●	
N								○		○	
S								○		○	
H										○	
O								●		●	

Engraving cutter 60°

W | λ_s=15° γ_s=20° | ZEFP

WNT \ Standard

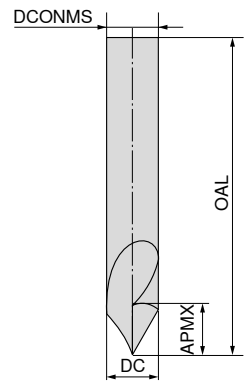

Factory standard HA

DC h6 mm	APMX mm	OAL mm	DCONMS h6 mm	ZEFP	52 195 ...	£
3	15	50	3	1	030	34.71
4	18	50	4	1	040	36.45
6	20	54	6	1	060	39.68
P					○	
M					○	
K					○	
N					●	
S					○	
H						
O					●	

Customer Service Centre
Freephone: 0800 073 2 073 / Freefax: 0800 073 2 074

Ordering via the Online Shop
http://cuttingtools.ceratizit.com

MaxiMill – Screw in cutter G 491

CERATIZIT \ Performance

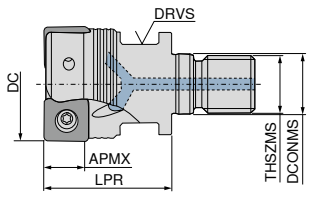

ISO designation	DC mm	LPR mm	THSZMS	DCONMS mm	APMX mm	DRVS mm	Insert	ZNF	50 773 ...	£
G491.25.R.03-09	25	35	M12	12.5	6	17	SNHU 09T3	3	125	134.00
G491.32.R.03-09	32	35	M16	17.0	6	24	SNHU 09T3	3	132	136.00
G491.32.R.04-09	32	35	M16	17.0	6	24	SNHU 09T3	4	232	152.00
G491.32.R.02-12	32	35	M16	17.0	8	24	SNHU 1204	2	032	128.00

MaxiMill – End milling cutter C 491

CERATIZIT \ Performance

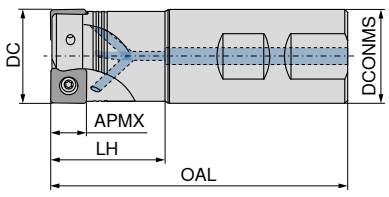

ISO designation	DC mm	OAL mm	LH mm	DCONMS h6 mm	APMX mm	Insert	ZNF	A 50 774 ...	£	50 774 ...	£
C491.25.R.03-09-A-50-225	25	225	50	25	6	SNHU 09T3	3	325	136.00		
C491.25.R.03-09-B-32	25	89	32	25	6	SNHU 09T3	3			425	136.00
C491.32.R.03-09-A-63-250	32	250	63	32	6	SNHU 09T3	3	532	140.00		
C491.32.R.03-09-B-40	32	101	40	32	6	SNHU 09T3	3			632	140.00
C491.32.R.04-09-B-40	32	101	40	32	6	SNHU 09T3	4			432	152.00
C491.32.R.04-09-A-63-250	32	250	63	32	6	SNHU 09T3	4	332	152.00		
C491.32.R.02-12-A-63-250	32	250	63	32	8	SNHU 1204	2	232	128.00		
C491.32.R.02-12-B-40	32	102	40	32	8	SNHU 1204	2			032	128.00

MaxiMill – Shell mill A 491

CERATIZIT \ Performance

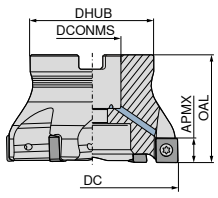



ISO designation	DC mm	OAL mm	DHUB mm	DCONMS H6 mm	APMX mm	Insert	ZNF	50 775 ...	£	50 776 ...	£
A491.40.R.03-09	40	40	38	16	6	SNHU 09T3	3	240	148.00		
A491.40.R.05-09	40	40	38	16	6	SNHU 09T3	5			240	172.00
A491.50.R.04-09	50	40	43	22	6	SNHU 09T3	4	250	164.00		
A491.50.R.06-09	50	40	43	22	6	SNHU 09T3	6			250	188.00
A491.63.R.05-09	63	40	48	22	6	SNHU 09T3	5	263	196.00		
A491.63.R.08-09	63	40	48	22	6	SNHU 09T3	8			263	232.00
A491.80.R.06-09	80	50	58	27	6	SNHU 09T3	6	280	208.00		
A491.80.R.10-09	80	50	58	27	6	SNHU 09T3	10			280	256.00
A491.100.R.07-09	100	50	78	32	6	SNHU 09T3	7	300	264.00		
A491.100.R.12-09	100	50	78	32	6	SNHU 09T3	12			300	324.00
A491.125.R.08-09	125	63	88	40	6	SNHU 09T3	8	325	320.00		
A491.125.R.15-09	125	63	88	40	6	SNHU 09T3	15			325	393.00
A491.40.R.03-12	40	40	38	16	8	SNHU 1204	3	040	148.00		
A491.40.R.04-12	40	40	38	16	8	SNHU 1204	4			040	160.00
A491.50.R.04-12	50	40	43	22	8	SNHU 1204	4	050	164.00		
A491.50.R.05-12	50	40	43	22	8	SNHU 1204	5			050	176.00
A491.63.R.05-12	63	40	48	22	8	SNHU 1204	5	063	196.00		
A491.63.R.06-12	63	40	48	22	8	SNHU 1204	6			063	208.00
A491.80.R.06-12	80	50	58	27	8	SNHU 1204	6	080	208.00		
A491.80.R.08-12	80	50	58	27	8	SNHU 1204	8			080	240.00
A491.100.R.07-12	100	50	78	32	8	SNHU 1204	7	100	264.00		
A491.100.R.10-12	100	50	78	32	8	SNHU 1204	10			100	300.00
A491.125.R.08-12	125	63	88	40	8	SNHU 1204	8	125	320.00		
A491.125.R.12-12	125	63	88	40	8	SNHU 1204	12			125	368.00
A491.160.R.09-12	160	63	98	40	8	SNHU 1204	9	160 [1]	372.00		
A491.160.R.14-12	160	63	98	40	8	SNHU 1204	14			160 [1]	433.00

1) With threaded holes M12 on the front face, pitch circle diameter = 66.7 mm / Without Through Coolant

Spare parts	TORX® blade		Clamping key – T		Key D		Power Screw		Clamping screw	
	£	80 950 ...	£	80 397 ...	£	80 950 ...	£	70 950 ...	£	70 950 ...
SNHU 09T3..	3.86	053			6.78	119			2.51	710
SNHU 09T3.. (Ø40)	3.86	053	2.76	040	6.78	119	10.13	151	2.51	710
SNHU 1204..					9.11	128			2.54	859
SNHU 1204.. (Ø40)			2.76	040	9.11	128	10.13	151	2.54	859

SNHU

Designation	IC mm	D1 mm	L mm	S mm
SNHU 09T3..	9.15	3.85	9.15	3.70
SNHU 1204..	12.20	4.40	12.20	5.00

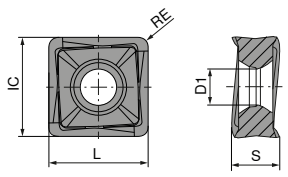

SNHU

CERATIZIT \ Performance

ISO	RE mm	-F50 CTPM240 DRAGONSKIN SNHU 51 102 ...	£	-F10 CTWN215 SNHU 51 101 ...	£
120408FR	0.8			358	19.19
120408SR	0.8	408	19.19		
120412FR	1.2			362	19.19
120412SR	1.2	412	19.19		
120416FR	1.6			366	19.19
120416SR	1.6	416	19.19		
120420FR	2.0			370	19.19
120420SR	2.0	420	19.19		
P		○			
M		●			
K				○	
N				●	
S					
H					
O				○	

SNHU

CERATIZIT \ Performance

ISO	RE mm	-M50 CTCP230 DRAGONSKIN SNHU 51 100 ...	£	-M50 CTPP235 DRAGONSKIN SNHU 51 100 ...	£	-M50 CTPM240 DRAGONSKIN SNHU 51 100 ...	£	-R50 CTCK215 DRAGONSKIN SNHU 51 103 ...	£	-R50 CTPK220 DRAGONSKIN SNHU 51 103 ...	£
120408SR	0.8	008	19.19	108	19.19	408	19.19	508	19.19	608	19.19
120412SR	1.2			112	19.19			512	19.19		
120416SR	1.6			116	19.19			516	19.19		
120420SR	2.0			120	19.19			520	19.19		
P		●		●		○					
M				○		●					
K		○		○				●		●	
N											
S											
H											
O											

SNHU

CERATIZIT \ Performance

ISO	RE mm	-M50 CTCP230 DRAGONSKIN SNHU 51 120 ...	£	-M50 CTPP235 DRAGONSKIN SNHU 51 120 ...	£	-F50 CTPM240 DRAGONSKIN SNHU 51 119 ...	£	-M50 CTPM240 DRAGONSKIN SNHU 51 120 ...	£	-R50 CTCK215 DRAGONSKIN SNHU 51 121 ...	£	-F10 CTWN215 SNHU 51 118 ...	£
09T308FR	0.8											358	15.71
09T308SR	0.8	008	15.71	108	15.71	408	15.71	408	15.71	508	15.71		
P		●		●		○		○					
M				○		●		●					
K		○		○						●		○	
N												●	
S													
H													
O												○	

Customer Service Centre
Freephone: 0800 073 2 073 / Freefax: 0800 073 2 074

Ordering via the Online Shop
http://cuttingtools.ceratizit.com

MaxiMill – End milling cutter C 211-11

▲ Insert radius >1,6 mm: Modify cutter body

CERATIZIT \ Performance

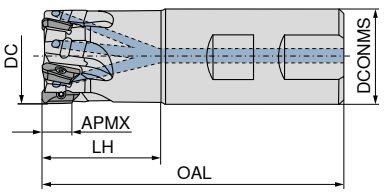

ISO designation	DC mm	OAL mm	LH mm	DCONMS h6 mm	APMX mm	RPMX 1/min.	Insert	ZNF	A 50 737 ...	£	50 737 ...	£
C211.12.R.01-11-B-20	12	75	20	16	10	55000	XD.T 11T3	1			012	79.00
C211.16.R.02-11-A-25	16	75	25	16	10	42000	XD.T 11T3	2	116	88.00		
C211.16.R.02-11-B-25	16	75	25	16	10	42000	XD.T 11T3	2			016	88.00
C211.16.R.02-11-A15-32-165	16	165	32	15	10	14800	XD.T 11T3	2	316	88.00		
C211.16.R.02-11-A-32-165	16	165	32	16	10	14800	XD.T 11T3	2	216	88.00		
C211.20.R.03-11-A-25	20	77	25	20	10	36900	XD.T 11T3	3	120	100.00		
C211.20.R.03-11-B-25	20	77	25	20	10	36900	XD.T 11T3	3			020	100.00
C211.20.R.03-11-A-32-165	20	165	32	20	10	15800	XD.T 11T3	3	320	100.00		
C211.20.R.02-11-A19-40-200	20	200	40	19	10	10500	XD.T 11T3	2	620	93.00		
C211.20.R.02-11-A-40-200	20	200	40	20	10	10500	XD.T 11T3	2	420	93.00		
C211.25.R.04-11-A-32	25	90	32	25	10	33200	XD.T 11T3	4	125	112.00		
C211.25.R.04-11-B-32	25	90	32	25	10	33200	XD.T 11T3	4			025	112.00
C211.25.R.03-11-B-32	25	90	32	25	10	33200	XD.T 11T3	3			725	105.00
C211.25.R.03-11-A-32	25	90	32	25	10	33200	XD.T 11T3	3	625	105.00		
C211.25.R.04-11-A-40-165	25	165	40	25	10	19900	XD.T 11T3	4	325	112.00		
C211.25.R.03-11-A-50-225	25	225	50	25	10	9400	XD.T 11T3	3	425	105.00		
C211.25.R.03-11-A24-50-225	25	225	50	24	10	9400	XD.T 11T3	3	825	105.00		
C211.32.R.05-11-A-40	32	102	40	32	10	30200	XD.T 11T3	5	132	124.00		
C211.32.R.05-11-B-40	32	102	40	32	10	30200	XD.T 11T3	5			032	124.00
C211.32.R.05-11-A-50-165	32	165	50	32	10	20900	XD.T 11T3	5	332	124.00		
C211.32.R.04-11-A-64-250	32	250	64	32	10	8500	XD.T 11T3	4	432	117.00		

MaxiMill – Shell mill A 211-11

▲ Insert radius >1,6 mm: Modify cutter body

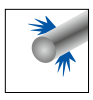

CERATIZIT \ Performance

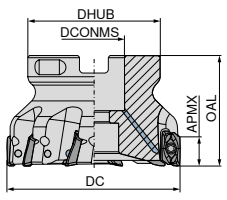





ISO designation	DC mm	OAL mm	DCONMS H6 mm	DHUB mm	APMX mm	RPMX 1/min.	Insert	ZNF	50 738 ...	£	50 739 ...	£
A211.40.R.04-11	40	40	16	38	10	27700	XD.T 11T3	4	040	121.00		
A211.40.R.06-11	40	40	16	38	10	27700	XD.T 11T3	6			040	136.00
A211.50.R.05-11	50	40	22	43	10	25400	XD.T 11T3	5	050	143.00		
A211.50.R.08-11	50	40	22	43	10	25400	XD.T 11T3	8			050	164.00
A211.63.R.06-11	63	40	22	48	10	23300	XD.T 11T3	6	063	164.00		
A211.63.R.10-11	63	40	22	48	10	23300	XD.T 11T3	10			063	193.00
A211.80.R.07-11	80	50	27	58	10	21300	XD.T 11T3	7	080	186.00		
A211.80.R.10-11	80	50	27	58	10	21300	XD.T 11T3	10			180	207.00

TORX® blade

Clamping key – T

Key D

Power Screw

Clamping screw

Torque screwdriver

Spare parts DC	£	80 950 ...	£	80 397 ...	£	80 950 ...	£	70 950 ...	£	70 950 ...	£	80 950 ...
12	3.86	043			7.79	125			2.09	116	94.47	191
16 - 32	3.86	043			7.79	125			3.32	128	94.47	191
40	3.86	043	2.76	040	7.79	125	10.13	151	3.32	131	94.47	191
40	3.86	043			7.79	125	10.13	151	3.32	131	94.47	191
50	3.86	043	3.51	050	7.79	125	13.91	154	3.32	131	94.47	191
63 - 80	3.86	043			7.79	125			3.32	131	94.47	191

Direct availability to a global innovator.

Team Cutting Tools means access to a leading international expert in the field of carbide and carbide tools for all those involved. The goals for the future with the Team Cutting Tools are: A large single product portfolio, even more custom solutions and additional upgraded services.
One thing that will always remain the same: direct contact with the customer - thanks to short distances and personal contacts.

XDKT / XDHT

Designation	IC mm	D1 mm	L mm	BS mm	S mm
XD.T 11T302..	6.8	2.8	10.6	2	3.80
XD.T 11T304..	6.8	2.8	10.6	1.8	3.80
XD.T 11T308..	6.8	2.8	10.6	1.4	3.80
XD.T 11T312..	6.8	2.8	10.6	1.4	3.80
XD.T 11T316..	6.8	2.8	10.6	1.4	3.80
XD.T 11T320..	6.8	2.8	10.6	1.4	3.80
XD.T 11T325..	6.8	2.8	10.6	1.4	3.80
XD.T 11T332..	6.8	2.8	10.6	0.8	3.80
XD.T 11T340..	6.8	2.8	10.6	-	3.80
XDHT 11T350..	6.8	2.8	10.6	-	3.80
XDKT 11T332..	6.8	2.8	10.6	1.4	3.80

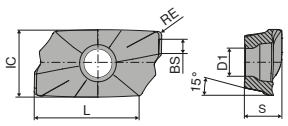

XDKT

XDKT / XDHT

CERATIZIT \ Performance

ISO	RE mm	-F40 CTPM245 DRAGONSKIN XDKT 51 113 ...	£	-F50 CTPM245 DRAGONSKIN XDKT 51 034 ...	£	-F40 CTC5240 DRAGONSKIN XDKT 50 463 ...	£	-F20 CTWN215 XDKT 50 478 ...	£	-27P H216T XDHT 50 477 ...	£
11T302FR	0.2							502	12.65	502	19.07
11T304ER	0.4	454	14.68			504	14.68				
11T304FR	0.4							504	12.65	504	19.07
11T308ER	0.8	458	14.68			500	14.68				
11T308FR	0.8							508	12.65	508	19.07
11T308SR	0.8			458	14.68						
11T312ER	1.2	462	14.68			512	14.68				
11T312FR	1.2									512	19.07
11T316ER	1.6	466	14.68			516	14.68				
11T316FR	1.6									516	19.07
11T320ER	2.0	470 1)	14.68								
11T320FR	2.0							520 1)	12.65	520 1)	19.07
11T325ER	2.5	475 1)	14.68			525 1)	14.68				
11T325FR	2.5							525 1)	12.65	525 1)	19.07
11T332ER	3.2	482 1)	14.68			532 1)	14.68				
11T332FR	3.2									532 1)	19.07
11T340ER	4.0	490 1)	14.68			540 1)	14.68				
11T340FR	4.0									540 1)	19.07
11T350FR	5.0									550 1)	19.07
P		●		●							
M		●		●							
K								○		○	
N								●		●	
S						●					
H											
O								○		○	

1) Insert radius >1.6 mm: Modify cutter body

XDKT

CERATIZIT \ Performance

ISO	RE mm	-M50 CTCP220 DRAGONSKIN XDKT 51 037 ...	£	-M50 CTPP225 DRAGONSKIN XDKT 51 037 ...	£	-M50 CTCP230 DRAGONSKIN XDKT 51 037 ...	£	-M50 CTPP235 DRAGONSKIN XDKT 51 037 ...	£	-M50 CTPM225 DRAGONSKIN XDKT 51 037 ...	£	-M50 CTCM235 DRAGONSKIN XDKT 51 037 ...	£	-M50 CTPM240 DRAGONSKIN XDKT 51 037 ...	£	-M50 CTCK215 DRAGONSKIN XDKT 51 037 ...	£	-M50 CTPK220 DRAGONSKIN XDKT 51 037 ...	£
11T304SR	0.4					004	10.07	104	10.07					404	10.07	504	10.07		
11T308SR	0.8	258	10.07	058	10.07	008	10.07	108	10.07	208	10.07	308	10.07	408	10.07	508	10.07	608	10.07
11T312SR	1.2					012	10.07							412	10.07				
11T320SR	2.0					020 1)	10.07	120 1)	10.07					420 1)	10.07				
11T325SR	2.5					025 1)	10.07	125 1)	10.07										
11T332SR	3.2													432 1)	10.07				
P		●		●		●		●		●		●		○					
M								○		●		●		●					
K						○		○								●		●	
N																			
S																			
H																			
O																			

1) Insert radius >1.6 mm: Modify cutter body

Customer Service Centre
Freephone: 0800 073 2 073 / Freefax: 0800 073 2 074

Ordering via the Online Shop
http://cuttingtools.ceratizit.com

MaxiMill – End milling cutter C 211-15

▲ Insert radius >2,5 mm: Modify cutter body

CERATIZIT \ Performance

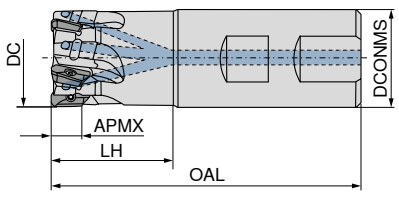



ISO designation	DC mm	OAL mm	LH mm	DCONMS mm	APMX mm	RPMX 1/min.	Insert	ZNF	50 747 ...	£	50 747 ...	£
C211.25.R.02-15-B20-32	25	83	32	20	14	26560	XD.T 1505	2			125	101.00
C211.25.R.02-15-A-32	25	90	32	25	14	26560	XD.T 1505	2	225	101.00		
C211.25.R.02-15-B-32	25	90	32	25	14	26560	XD.T 1505	2			025	101.00
C211.25.R.02-15-A-50-225	25	225	50	25	14	7520	XD.T 1505	2	325	94.00		
C211.32.R.03-15-B25-40	32	96	40	25	14	22160	XD.T 1505	3			132	113.00
C211.32.R.03-15-A-40	32	103	40	32	14	24160	XD.T 1505	3	232	113.00		
C211.32.R.03-15-B-40	32	103	40	32	14	24160	XD.T 1505	3			032	113.00
C211.32.R.03-15-A-63-250	32	250	63	32	14	6800	XD.T 1505	3	332	106.00		
C211.40.R.04-15-A-50	40	110	50	32	14	22160	XD.T 1505	4	240	124.00		
C211.40.R.04-15-B32-50	40	110	50	32	14	22160	XD.T 1505	4			040	124.00
C211.40.R.03-15-A-50-275	40	275	50	32	14	6120	XD.T 1505	3	340	117.00		

MaxiMill – Shell mill A 211-15

▲ Insert radius >2,5 mm: Modify cutter body

CERATIZIT \ Performance

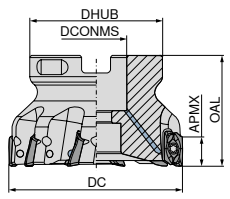



ISO designation	DC mm	OAL mm	DCONMS $_{H6}$ mm	DHUB mm	APMX mm	RPMX 1/min.	Insert	ZNF	50 748 ...	£	50 749 ...	£
A211.40.R.03-15	40	40	16	38	14	22160	XD.T 1505	3	040	110.00		
A211.40.R.04-15	40	40	16	38	14	22160	XD.T 1505	4			040	124.00
A211.50.R.03-15	50	40	22	43	14	20320	XD.T 1505	3	050	131.00		
A211.50.R.05-15	50	40	22	43	14	20320	XD.T 1505	5			050	145.00
A211.63.R.04-15	63	45	22	48	14	18640	XD.T 1505	4	063	158.00		
A211.63.R.06-15	63	45	22	48	14	18640	XD.T 1505	6			063	172.00
A211.80.R.05-15	80	50	27	58	14	17040	XD.T 1505	5	080	179.00		
A211.80.R.08-15	80	50	27	58	14	17040	XD.T 1505	8			080	193.00
A211.100.R.06-15	100	50	32	78	14	15680	XD.T 1505	6	100	200.00		
A211.100.R.10-15	100	50	32	78	14	15680	XD.T 1505	10			100	214.00
A211.125.R.07-15	125	63	40	88	14	14320	XD.T 1505	7	125	211.00		
A211.125.R.11-15	125	63	40	88	14	14320	XD.T 1505	11			125	225.00
A211.160.R.08-15	160	63	40	93	14	13200	XD.T 1505	8	160 [1]	296.00		
A211.160.R.12-15	160	63	40	93	14	13200	XD.T 1505	12			160 [1]	310.00

1) Without Through Coolant

Clamping key – T

Key D

Power Screw

Clamping screw

Spare parts DC	£	80 397 ...	£	80 950 ...	£	70 950 ...	£	70 950 ...
40	2.76	040	9.11	128	10.13	151	2.58	839
50	3.51	050	9.11	128	13.91	154	2.58	839
63 - 160			9.11	128			2.58	839

XDKT

Designation	IC mm	D1 mm	L mm	BS mm	S mm
XDKT 150508..	9.3	4.4	14.8	1.6	5.56
XDKT 150532..	9.3	4.4	14.8	1.9	5.56
XDKT 150540..	9.3	4.4	14.8	1.2	5.56

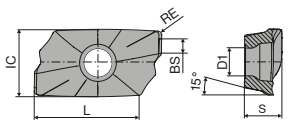

XDKT

XDKT

CERATIZIT \ Performance

ISO	RE mm	-F40 CTPM245 DRAGONSKIN	£	-F40 CTC5240 DRAGONSKIN	£	-F20 CTWN215	£
		XDKT		XDKT		 XDKT	
		51 114 ...		50 473 ...		50 479 ...	
150508ER	0.8	458	18.32	508	18.32		
150508FR	0.8					508	15.87
150532ER	3.2	482 [2]	18.32	532 [1]	18.32		
150540ER	4.0	490 [2]	18.32	540 [1]	18.32		
P		●					
M		●					
K						○	
N						●	
S				●			
H							
O						○	

1) Insert radius >2.5 mm: Modify cutter body
2) Insert radius >1.6 mm: Modify cutter body

XDKT

CERATIZIT \ Performance

ISO	RE mm	-M50 CTCP220 DRAGONSKIN XDKT 51 038 ...	£	-M50 CTPP225 DRAGONSKIN XDKT 51 038 ...	£	-M50 CTCP230 DRAGONSKIN XDKT 51 038 ...	£	-M50 CTPP235 DRAGONSKIN XDKT 51 038 ...	£	-M50 CTPM225 DRAGONSKIN XDKT 51 038 ...	£	-M50 CTCM235 DRAGONSKIN XDKT 51 038 ...	£	-M50 CTPM240 DRAGONSKIN XDKT 51 038 ...	£	-M50 CTCK215 DRAGONSKIN XDKT 51 038 ...	£	-M50 CTPK220 DRAGONSKIN XDKT 51 038 ...	£
150508SR	0.8	258	13.43	058	13.43	008	13.43	108	13.43	208	13.43	308	13.43	408	13.43	508	13.43	608	13.43
150512SR	1.2					012	13.43	112	13.43					412	13.43				
150516SR	1.6					016	13.43	116	13.43					416	13.43				
150520SR	2.0							120	13.43										
150530SR	3.0					030	13.43	130	13.43					430	13.43				
150540SR	4.0					040	13.43	140	13.43					440	13.43				
P		●		●		●		●		●		●		○					
M								○		●		●		●					
K						○		○								●		●	
N																			
S																			
H																			
O																			

MaxiMill – Chamfer Cutter A 242

▲ Caution: Use only inserts with a corner radius of less than 1.6 mm
▲ ZEFP = number of inserts
▲ ZNP = tooth rows

CERATIZIT \ Performance

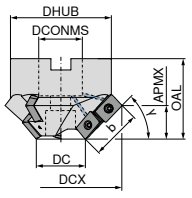



KAPR °	ZEFP	DCX ±0,3 mm	DC mm	b ±0,3 mm	OAL mm	APMX ±0,3 mm	DCONMS mm	DHUB mm	ZNP	Insert	ZNF	50 768 ...	£
15	6	92.2	35	29.6	50	7.6	27	62.5	2	LD.. 1504..	3	015	144.00
30	6	86.3	35	29.6	50	14.8	27	62.5	2	LD.. 1504..	3	030	144.00
45	6	76.9	35	29.6	50	20.9	27	62.5	2	LD.. 1504..	3	045	144.00
60	6	64.6	35	29.6	50	25.6	22	62.5	2	LD.. 1504..	3	060 1)	144.00
75	6	50.3	35	29.6	60	28.5	22	49.0	2	LD.. 1504..	3	075 1)	144.00

1) Version with Powerscrew

Spare parts KAPR	Clamping key – T £	80 397 ...	Key D £	80 950 ...	Power Screw £	70 950 ...	Clamping screw £	70 950 ...	clamping screw £	83 950 ...
15 - 45			7.08	113			2.54	304	3.00	125
60 - 75	3.51	050	7.08	113	13.91	154	2.54	304		

LDFT / LDFW

Designation	IC mm	D1 mm	L mm	BS mm	S mm
LDF. 1504PD..	9.52	4.4	15	1.2	4.76
LDFT 1504PD..	9.52	4.4	15	0.8	4.76

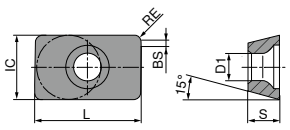

L...

LDFT / LDFW

CERATIZIT \ Performance

ISO	-29 CTCP230 DRAGONSKIN LDFT 51 079 ...	£	-29 CTPP235 DRAGONSKIN LDFT 51 079 ...	£	-33 CTPM240 DRAGONSKIN LDFT 51 042 ...	£	CTCK215 DRAGONSKIN LDFW 51 043 ...	£
1504PDSR	020	13.70	120	13.70	420	13.08	520	11.44
P	●		●		○			
M			○		●			
K	○		○				●	
N								
S								
H								
O								

Customer Service Centre
Freephone: 0800 073 2 073 / Freefax: 0800 073 2 074

Ordering via the Online Shop
http://cuttingtools.ceratizit.com

MaxiMill – End milling cutter C HFC

CERATIZIT \ Performance

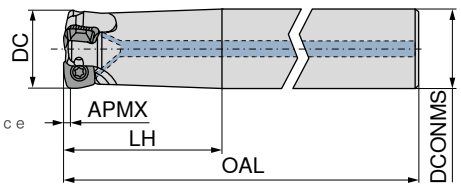

A

ISO designation	DC mm	OAL mm	LH mm	DCONMS h6 mm	APMX mm	RPMX 1/min.	Insert	ZNF	50 681 ...	£
CHFC.25.R.02-09-A-50-225	25	225	50	25	1	9000	XDLX 09T3..	2	025	105.00
CHFC.25.R.03-09-A-50-225	25	225	50	25	1	9000	XDLX 09T3..	3	125	113.00
CHFC.32.R.03-09-A-63-250	32	250	63	32	1	8100	XDLX 09T3..	3	032	118.00
CHFC.32.R.02-12-A-63-250	32	250	63	32	2	6480	XOLX 1204..	2	132	111.00
CHFC.35.R.03-12-A-63-250	35	250	63	32	2	6480	XOLX 1204..	3	035	118.00

MaxiMill – Screw in cutter G HFC

CERATIZIT \ Performance

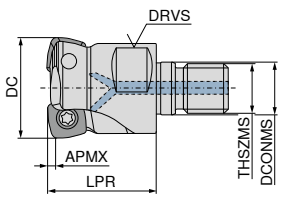

ISO designation	DC mm	LPR mm	DCONMS mm	THSZMS	DRVS mm	APMX mm	RPMX 1/min.	Insert	ZNF	50 682 ...	£
GHFC.25.R.02-09	25	35	12.5	M12	17	1	30000	XDLX 09T3..	2	025	105.00
GHFC.25.R.03-09	25	35	12.5	M12	17	1	30000	XDLX 09T3..	3	125	113.00
GHFC.32.R.03-09	32	35	17.0	M16	24	1	27000	XDLX 09T3..	3	032	118.00
GHFC.32.R.02-12	32	35	17.0	M16	24	2	21600	XOLX 1204..	2	132	111.00
GHFC.35.R.03-12	35	35	17.0	M16	24	2	21360	XOLX 1204..	3	035	118.00

MaxiMill – Shell mill A HFC

CERATIZIT \ Performance

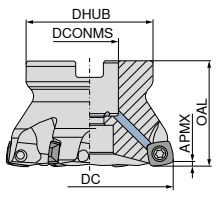



ISO designation	DC mm	OAL mm	DCONMS H6 mm	DHUB mm	APMX mm	RPMX 1/min.	Insert	ZNF	50 683 ...	£
AHFC.32.R.03-09	32	40	16	38	1.0	27700	XDLX 09T3..	3	032	118.00
AHFC.35.R.04-09	35	40	16	38	1.0	26700	XDLX 09T3..	4	035	126.00
AHFC.40.R.04-09	40	40	16	38	1.0	26400	XDLX 09T3..	4	140	131.00
AHFC.42.R.05-09	42	40	16	38	1.0	26100	XDLX 09T3..	5	142	139.00
AHFC.50.R.05-09	50	40	22	43	1.0	23500	XDLX 09T3..	5	150	154.00
AHFC.52.R.06-09	52	40	22	43	1.0	23000	XDLX 09T3..	6	152	162.00
AHFC.63.R.06-09	63	40	22	48	1.0	20500	XDLX 09T3..	6	163	177.00
AHFC.40.R.03-12	40	40	16	38	2.0	21120	XOLX 1204..	3	040	123.00
AHFC.42.R.04-12	42	40	16	38	2.0	20880	XOLX 1204..	4	042	131.00
AHFC.50.R.04-12	50	40	22	43	2.0	18800	XOLX 1204..	4	050	146.00
AHFC.52.R.05-12	52	40	22	43	2.0	18400	XOLX 1204..	5	052	154.00
AHFC.63.R.05-12	63	40	22	48	2.0	16400	XOLX 1204..	5	063	170.00
AHFC.66.R.06-12	66	40	22	48	2.0	16000	XOLX 1204..	6	066	177.00
AHFC.80.R.07-12	80	50	27	58	2.0	14000	XOLX 1204..	7	080	200.00
AHFC.100.R.08-12	100	50	32	78	2.0	12000	XOLX 1204..	8	100	224.00
AHFC.63.R.05-19	63	40	22	48	3.3	5500	XOLX 1906..	5	263	178.00
AHFC.80.R.06-19	80	50	27	58	3.3	4700	XOLX 1906..	6	280	216.00
AHFC.100.R.08-19	100	52	32	78	3.3	4100	XOLX 1906..	8	300	257.00
AHFC.125.R.10-19	125	63	40	88	3.3	3600	XOLX 1906..	10	325	322.00
AHFC.160.R.11-19	160	63	40	98	3.3	3100	XOLX 1906..	11	360 [1]	390.00

1) With threaded holes M12 on the front face, pitch circle diameter = 66.7 mm / Without Through Coolant

Spare parts		Key D £	80 950 ...		Power Screw £	70 950 ...		Clamping screw £	70 950 ...
XDLX 09T3..	T15	7.08	113				M3,5x7,2	2.54	110
XDLX 09T3.. (Ø32 – Ø42)	T15	7.08	113	M8x30	10.13	151	M3,5x7,2	2.54	110
XOLX 1204..	T20	7.57	114				M4,5x10,5	2.04	280
XOLX 1204.. (Ø40 – Ø42)	T20	7.57	114	M8x30	10.13	151	M4,5x10,5	2.04	280
XOLX 1906..	T20	7.57	114				M5x14	3.32	302

XDLX / XOLX

Designation	IC mm	D1 mm	L mm	AN °	S mm
XDLX 09T308..	9.52	4.4	9	15	3.97
XOLX 120410..	12.70	5.5	12	10	4.76

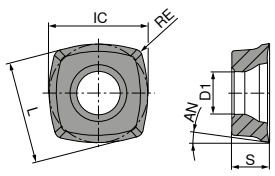

XDLX

CERATIZIT \ Performance

ISO	RE mm	-M50 CTCP220 DRAGONSKIN XDLX 51 016 ...	£	-M50 CTPP225 DRAGONSKIN XDLX 51 016 ...	£	-M50 CTCP230 DRAGONSKIN XDLX 51 016 ...	£	-M50 CTPP235 DRAGONSKIN XDLX 51 016 ...	£
09T308SR	0.8	258	9.11	058	9.11	008	9.11	108	9.11
P		●		●		●		●	
M								○	
K						○		○	
N									
S									
H									
O									

XDLX

CERATIZIT \ Performance

ISO	RE mm	-F40 CTPM245 DRAGONSKIN XDLX 51 115 ...	£	-M50 CTPM225 DRAGONSKIN XDLX 51 016 ...	£	-M50 CTCM235 DRAGONSKIN XDLX 51 016 ...	£	-M50 CTPM240 DRAGONSKIN XDLX 51 016 ...	£	-M50 CTPM245 DRAGONSKIN XDLX 51 016 ...	£	-M50 CTCK215 DRAGONSKIN XDLX 51 016 ...	£	-F40 CTC5240 DRAGONSKIN XDLX 50 503 ...	£
09T308ER	0.8	458	12.46											558	12.46
09T308SR	0.8			208	9.11	308	9.11	408	9.11	458	12.46	508	9.11		
P		●		●		●		○		●					
M		●		●		●		●		●					
K												●			
N															
S														●	
H															
O															

XOLX

CERATIZIT \ Performance

ISO	RE mm	-M50 CTCP220 DRAGONSKIN XOLX 51 017 ...	£	-M50 CTPP225 DRAGONSKIN XOLX 51 017 ...	£	-M50 CTCP230 DRAGONSKIN XOLX 51 017 ...	£	-M50 CTPP235 DRAGONSKIN XOLX 51 017 ...	£	-R50 CTPP235 DRAGONSKIN XOLX 51 018 ...	£
120410SR	1.0	260	10.92	060	10.92	010	10.92	110	10.92	110	10.92
P		●		●		●		●		●	
M								○		○	
K						○		○		○	
N											
S											
H											
O											

XOLX

CERATIZIT \ Performance

ISO	RE mm	-F40 CTPM245 DRAGONSKIN XOLX 51 022 ...	£	-M50 CTPM225 DRAGONSKIN XOLX 51 017 ...	£	-M50 CTCM235 DRAGONSKIN XOLX 51 017 ...	£	-M50 CTPM240 DRAGONSKIN XOLX 51 017 ...	£	-M50 CTPM245 DRAGONSKIN XOLX 51 017 ...	£	-M50 CTCK215 DRAGONSKIN XOLX 51 017 ...	£	-F40 CTC5240 DRAGONSKIN XOLX 50 504 ...	£
120410ER	1.0	460	14.58											558	14.58
120410SR	1.0			210	10.92	310	10.92	410	10.92	460	14.58	510	10.92		
P		●		●		●		○		●					
M		●		●		●		●		●					
K												●			
N															
S														●	
H															
O															

Customer Service Centre
Freephone: 0800 073 2 073 / Freefax: 0800 073 2 074

Ordering via the Online Shop
http://cuttingtools.ceratizit.com

MaxiMill – Shell mill A HFC

CERATIZIT \ Performance

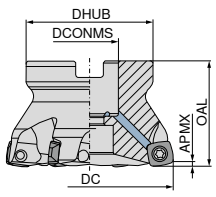



ISO designation	DC mm	OAL mm	DCONMS H6 mm	DHUB mm	APMX mm	RPMX 1/min.	Insert	ZNF	50 683 ...	£
AHFC.32.R.03-09	32	40	16	38	1.0	27700	XDLX 09T3..	3	**032**	118.00
AHFC.35.R.04-09	35	40	16	38	1.0	26700	XDLX 09T3..	4	**035**	126.00
AHFC.40.R.04-09	40	40	16	38	1.0	26400	XDLX 09T3..	4	**140**	131.00
AHFC.42.R.05-09	42	40	16	38	1.0	26100	XDLX 09T3..	5	**142**	139.00
AHFC.50.R.05-09	50	40	22	43	1.0	23500	XDLX 09T3..	5	**150**	154.00
AHFC.52.R.06-09	52	40	22	43	1.0	23000	XDLX 09T3..	6	**152**	162.00
AHFC.63.R.06-09	63	40	22	48	1.0	20500	XDLX 09T3..	6	**163**	177.00
AHFC.40.R.03-12	40	40	16	38	2.0	21120	XOLX 1204..	3	**040**	123.00
AHFC.42.R.04-12	42	40	16	38	2.0	20880	XOLX 1204..	4	**042**	131.00
AHFC.50.R.04-12	50	40	22	43	2.0	18800	XOLX 1204..	4	**050**	146.00
AHFC.52.R.05-12	52	40	22	43	2.0	18400	XOLX 1204..	5	**052**	154.00
AHFC.63.R.05-12	63	40	22	48	2.0	16400	XOLX 1204..	5	**063**	170.00
AHFC.66.R.06-12	66	40	22	48	2.0	16000	XOLX 1204..	6	**066**	177.00
AHFC.80.R.07-12	80	50	27	58	2.0	14000	XOLX 1204..	7	**080**	200.00
AHFC.100.R.08-12	100	50	32	78	2.0	12000	XOLX 1204..	8	**100**	224.00
AHFC.63.R.05-19	63	40	22	48	3.3	5500	XOLX 1906..	5	**263**	178.00
AHFC.80.R.06-19	80	50	27	58	3.3	4700	XOLX 1906..	6	**280**	216.00
AHFC.100.R.08-19	100	52	32	78	3.3	4100	XOLX 1906..	8	**300**	257.00
AHFC.125.R.10-19	125	63	40	88	3.3	3600	XOLX 1906..	10	**325**	322.00
AHFC.160.R.11-19	160	63	40	98	3.3	3100	XOLX 1906..	11	**360** [1]	390.00

1) With threaded holes M12 on the front face, pitch circle diameter = 66.7 mm / Without Through Coolant

TORX® blade

Key D

Clamping screw

Spare parts						
Insert	£	**80 950 ...**	£	**80 950 ...**	£	**70 950 ...**
XOLX 1906..	3.86	**037**	7.57	**114**	3.32	**302**

XOLX

Designation	IC mm	D1 mm	L mm	S mm	AN °
XOLX 1906..	19.14	6	19	6.35	10

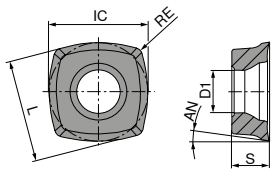

XOLX

CERATIZIT \ Performance

ISO	RE mm	-F40 CTPM245 DRAGONSKIN	£	-F40 CTC5240 DRAGONSKIN	£
		XOLX		XOLX	
		51 022 ...		**50 504 ...**	
190615ER	1.5	**465**	22.12	**515**	22.12
P		●			
M		●			
K					
N					
S				●	
H					
O					

XOLX

CERATIZIT \ Performance

ISO	RE mm	-M50 CTCP230 DRAGONSKIN	£	-M50 CTPP235 DRAGONSKIN	£	-M50 CTPM240 DRAGONSKIN	£	-M50 CTCK215 DRAGONSKIN	£
		XOLX		XOLX		XOLX		XOLX	
		51 017 ...		**51 017 ...**		**51 017 ...**		**51 017 ...**	
190615SR	1.5	**015**	15.87	**115**	15.87	**415**	15.87	**515**	15.87
P		●		●		○			
M				○		●			
K		○		○				●	
N									
S									
H									
O									

MaxiMill – Shell mill A 251 RS

CERATIZIT \ Performance

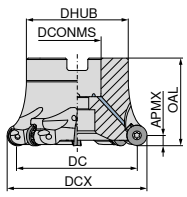



ISO designation	DCX mm	DC mm	OAL mm	APMX mm	DHUB mm	DCONMS H6 mm	RPMX 1/min.	Insert	ZNF	50 686 ...	£
A251.40.R.03-10-RS	40	30	40	5	38	16	15900	RP.X 10T3..	3	240	121.00
A251.40.R.05-10-RS	40	30	40	5	38	16	16000	RP.X 10T3..	5	140	136.00
A251.42.R.06-10-RS	42	32	40	5	38	16	16000	RP.X 10T3..	6	142	156.00
A251.50.R.04-10-RS	50	40	40	5	43	22	12700	RP.X 10T3..	4	350	132.00
A251.50.R.06-10-RS	50	40	40	5	43	22	12500	RP.X 10T3..	6	150	162.00
A251.52.R.06-10-RS	52	42	40	5	43	22	12500	RP.X 10T3..	6	152	162.00
A251.40.R.04-12-RS	40	28	40	6	38	16	15900	RP.X 1204..	4	340	125.00
A251.50.R.04-12-RS	50	38	40	6	43	22	12700	RP.X 1204..	4	250	129.00
A251.50.R.05-12-RS	50	38	40	6	43	22	12500	RP.X 1204..	5	050	152.00
A251.63.R.06-12-RS	63	51	40	6	48	22	10000	RP.X 1204..	6	063	187.00
A251.80.R.05-12-RS	80	68	50	6	58	27	7950	RP.X 1204..	5	180	171.00
A251.80.R.07-12-RS	80	68	50	6	58	27	8000	RP.X 1204..	7	080	211.00
A251.100.R.06-12-RS	100	88	50	6	78	32	6350	RP.X 1204..	6	100	191.00
A251.100.R.10-12-RS	100	88	50	6	78	32	6350	RP.X 1204..	10	200	279.00

Spare parts

Insert		Clamping key – T		Key D		Power Screw		Clamping screw	
		£	80 397 ...	£	80 950 ...	£	70 950 ...	£	70 950 ...
RP.X 10T3..	SW4	2.76	040	T10	6.96	112	M8x30	10.13	151	M3x7,3	2.09	840
RP.X 1204..	SW4	2.76	040	T15	7.08	113	M8x30	10.13	151	M3,5x8,6	2.54	304

RPHX

Designation	IC mm	D1 mm	S mm
RPHX 10T3..	10	3.4	3.97
RPHX 1204..	12	4.4	4.76

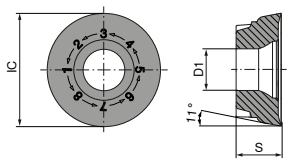

RPHX

CERATIZIT \ Performance

ISO	-F50 CTPP235 DRAGONSKIN	-F50 CTPM225 DRAGONSKIN	-F50 CTCM235 DRAGONSKIN	-F50 CTPM240 DRAGONSKIN	-M30 CTPM225 DRAGONSKIN	-M30 CTCM235 DRAGONSKIN	-M30 CTPM240 DRAGONSKIN	-M50 CTPM240 DRAGONSKIN
	RPHX	RPHX	RPHX	RPHX	RPHX	RPHX	RPHX	RPHX
ISO	51 051 ... £	51 051 ... £	51 051 ... £	51 051 ... £	51 049 ... £	51 049 ... £	51 049 ... £	51 050 ... £
1204M8EN					225 10.07	325 10.07	425 10.07	
1204M8SN	125 10.07	225 10.07	325 10.07	425 10.07				425 10.07
P	●	●	●	○	●	●	○	○
M	○	●	●	●	●	●	●	●
K	○							
N								
S								
H								
O								

RPHX

CERATIZIT \ Performance

ISO	-SN CTPM225 DRAGONSKIN	-F50 CTPM245 DRAGONSKIN	-M50 CTPM245 DRAGONSKIN	-SN CTCK215 DRAGONSKIN	-M31 CTC5240 DRAGONSKIN	-27P H216T
	RPHX	RPHX	RPHX	RPHX	RPHX	RPHX
ISO	51 052 ... £	51 051 ... £	51 050 ... £	51 052 ... £	50 493 ... £	50 483 ... £
10T3M4SN		470 [1] 13.14	470 [1] 13.14			
10T3M8EN					551 13.14	
10T3M8SN			471 13.14			
1204M4SN			475 [1] 14.48			
1204M6SN			476 14.48			
1204M8EN					582 14.48	
1204M8FN						602 11.63
1204M8SN	225 10.07	477 14.48	477 14.48	525 10.07		
P	●	●	●			
M	●	●	●			
K				●		○
N						●
S					●	
H						
O						○

1) Insert with 4 indexes

Customer Service Centre
Freephone: 0800 073 2 073 / Freefax: 0800 073 2 074

Ordering via the Online Shop
http://cuttingtools.ceratizit.com

New system size for more economy

Efficiency, process security and flexibility. That's what MaxiMill 271 stands for. The extremely soft-cutting tool system can be used in a wide range of applications thanks to the fine and standard pitch holders, while the wiper insert also helps achieve first-class finishes. Furthermore, the system stands out thanks to the cutter's excellent wear behaviour and also impresses with optimal chip formation and removal.

Find more Information in the UP2DATE catalogue (September 2019)

Cutting Data	98+99	Chip Breakers Overview	99

MaxiMill – End milling cutter C 271-12

CERATIZIT \ Performance

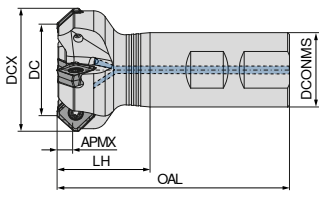

ISO designation	DC mm	DCX mm	ZNF	APMX mm	OAL mm	LH mm	DCONMS h6 mm	RPMX 1/min.	torque moment Nm	Insert	50 786 ...	£
C271.32.R.03-12-B-40	32	45	3	6.8	100	40	32	18400	3,2	SOHU 1204.. / XOHU 1204..	03203	125.00
C271.40.R.04-12-B32-40	40	53	4	6.8	100	40	32	16800	3,2	SOHU 1204.. / XOHU 1204..	04004	156.00

Clamping screw

Spare parts DC	£	70 950 ...
32 - 40	2.54	859

MaxiMill – A 271-12 Face mill

▲ 8 cutting edges per insert

CERATIZIT \ Performance

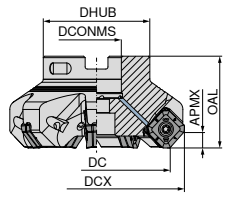

ISO designation	DC mm	DCX mm	ZNF	APMX mm	OAL mm	DHUB mm	DCONMS H6 mm	RPMX 1/min.	torque moment Nm	Insert	50 787 ...	£	50 787 ...	£
A271.40.R.04-12	40	53	4	6.8	40	38	16	17900	3,2	SOHU 1204.. / XOHU 1204..	04004	156.00		
A271.50.R.05-12	50	63	5	6.8	40	43	22	15200	3,2	SOHU 1204.. / XOHU 1204..	05005	160.00		
A271.63.R.07-12	63	76	7	6.8	40	48	22	13100	3,2	SOHU 1204.. / XOHU 1204..	06307	202.00		
A271.80.R.06-12	80	93	6	6.8	50	58	27	11300	3,2	SOHU 1204.. / XOHU 1204..			08006	202.00
A271.80.R.08-12	80	93	8	6.8	50	58	27	11300	3,2	SOHU 1204.. / XOHU 1204..	08008	233.00		
A271.100.R.07-12	100	113	7	6.8	63	78	32	9900	3,2	SOHU 1204.. / XOHU 1204..			10007	257.00
A271.100.R.10-12	100	113	10	6.8	63	78	32	9900	3,2	SOHU 1204.. / XOHU 1204..	10010	292.00		
A271.125.R.08-12	125	138	8	6.8	63	88	40	8700	3,2	SOHU 1204.. / XOHU 1204..			12508	311.00
A271.125.R.12-12	125	138	12	6.8	63	88	40	8700	3,2	SOHU 1204.. / XOHU 1204..	12512	358.00		
A271.160.R.09-12	160	173	9	6.8	63	98	40	7600	3,2	SOHU 1204.. / XOHU 1204..			16009 [1]	362.00
A271.160.R.14-12	160	173	14	6.8	63	98	40	7600	3,2	SOHU 1204.. / XOHU 1204..	16014 [1]	420.00		
A271.200.R.11-12	200	213	11	6.8	63	132	60	6700	3,2	SOHU 1204.. / XOHU 1204..			20011 [1]	454.00
A271.200.R.17-12	200	213	17	6.8	63	132	60	6700	3,2	SOHU 1204.. / XOHU 1204..	20017 [1]	513.00		
A271.250.R.13-12	250	263	13	6.8	63	132	60	6000	3,2	SOHU 1204.. / XOHU 1204..			25013 [1]	546.00
A271.250.R.21-12	250	263	21	6.8	63	132	60	6000	3,2	SOHU 1204.. / XOHU 1204..	25021 [1]	641.00		

1) Without Through Coolant

MaxiMill – A 271-12 HFC Face mill

CERATIZIT \ Performance

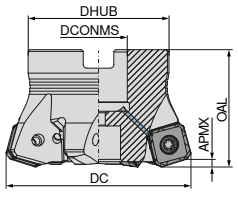



ISO designation	DC mm	ZNF	APMX mm	OAL mm	DHUB mm	DCONMS H6 mm	RPMX 1/min.	torque moment Nm	Insert	50 788 ...	£
A271.50.R.04-12-HFC	50	4	2.6	40	43	22	14600	3,2	SOHU 1204..	05004	160.00
A271.63.R.06-12-HFC	63	6	2.6	40	48	22	12500	3,2	SOHU 1204..	06306	202.00
A271.80.R.07-12-HFC	80	7	2.6	50	58	27	10800	3,2	SOHU 1204..	08007	233.00

Clamping key – T

Power Screw

Clamping screw

Spare parts	£	80 397 ...	£	70 950 ...	£	70 950 ...
40 (5078704004)	2.76	040	10.13	151	2.54	859
50 - 250					2.54	859
50 (5078805004)	3.51	050	13.91	154	2.54	859

SOHU

Designation	IC mm	D1 mm	L mm	BS mm	S mm	AN °
SOHU 1204..	13.36	4.4	8.8	1.7	5.00	7.4

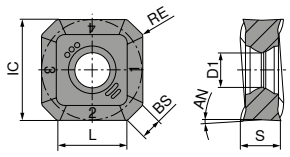

SOHU

SOHU

CERATIZIT \ Performance

ISO	RE mm	-M50 CTPM240 DRAGONSKIN		-M50 CTPP235 DRAGONSKIN		-M50 CTCM235 DRAGONSKIN		-M50 CTCP230 DRAGONSKIN	
		SOHU		SOHU		SOHU		SOHU	
		51 138 ...	£	51 138 ...	£	51 138 ...	£	51 138 ...	£
1204ABSR	0.8	42000	18.46	12000	18.46	32000	18.46	02000	18.46
P		○		●		●		●	
M		●		○		●			
K				○				○	
N									
S									
H									
O									

SOHU

CERATIZIT \ Performance

ISO	RE mm	-F50 CTC5240 DRAGONSKIN		-R50 CTPK220 DRAGONSKIN		-R50 CTCK215 DRAGONSKIN		-F50 CTPM245 DRAGONSKIN	
		SOHU		SOHU		SOHU		SOHU	
		51 140 ...	£	51 139 ...	£	51 139 ...	£	51 140 ...	£
1204ABSR	0.8	17000	25.72	62000	18.46	52000	18.46	47000	25.72
P								●	
M								●	
K				●		●			
N									
S		●							
H									
O									

CERATIZIT Group

With passion and pioneering spirit for carbide

CERATIZIT has been a pioneer in the field of demanding carbide solutions for machining and wear protection for more than 95 years, controlling the entire value chain from powder to the finished end product.
With exclusive access to the highest quality carbide raw materials, CERATIZIT offers more than 130 carbide grades and as a full-range supplier manufactures highly specialized cutting tools, indexable inserts, rods made of hard materials and wear parts.
The goal remains the same: CERATIZIT provides competitive advantages – through new technological standards, innovative materials and coatings as well as unique carbide products.



Customer Service Centre
Freephone: 0800 073 2 073 / Freefax: 0800 073 2 074

Ordering via the Online Shop
http://cuttingtools.ceratizit.com

MaxiMill – A 271 Face mill

▲ 8 cutting edges per insert

CERATIZIT \ Performance

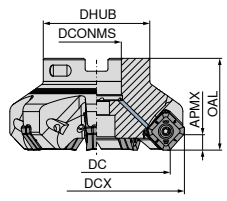

ISO designation	DC mm	OAL mm	APMX mm	DCX mm	DCONMS mm	DHUB mm	Insert	ZNF	50 767 ...	£
A271.50.R.04-17	50	40	8.4	66.1	22	43	SAKU 1706	4	050	152.00
A271.63.R.06-17	63	40	8.4	79.1	22	48	SAKU 1706	6	063	213.00
A271.80.R.07-17	80	50	8.4	96.1	27	58	SAKU 1706	7	080	244.00
A271.100.R.08-17	100	50	6.8	116.1	32	78	SAKU 1706	8	100	281.00
A271.125.R.10-17	125	63	8.4	141.1	40	88	SAKU 1706	10	125	324.00

Spare parts DC	TORX® blade		Key D		Clamping screw	
	£	80 950 ...	£	80 950 ...	£	70 950 ...
50 - 125	3.86	037	7.57	114	3.32	302

SAKU

Designation	IC mm	D1 mm	L mm	BS mm	S mm	AN °
SAKU 1706..	17	5.8	11.85	3.7	6.35	3

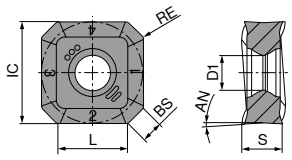

SAKU

SAKU

CERATIZIT \ Performance

ISO	RE mm	-F50 CTCP220 DRAGONSKIN SAKU 51 004 ...	£	-F50 CTPP225 DRAGONSKIN SAKU 51 004 ...	£	-F50 CTCP230 DRAGONSKIN SAKU 51 004 ...	£	-F50 CTPP235 DRAGONSKIN SAKU 51 004 ...	£
1706ABSR	0.8	270	20.85	070	20.85	020	20.85	120	20.85
P		●		●		●		●	
M								○	
K						○		○	
N									
S									
H									
O									

More inserts can be found on → **Page 86.**

Stock around the clock!

Tool Supply 24/7

If you install a Tool-O-Mat it means that we take on all the procurement and stocking costs for you. You have 100 % availability of all tools at all times and without expenditure.

SAKU

CERATIZIT \ Performance

ISO	RE mm	-F50 CTPM225 DRAGONSKIN SAKU 51 004 ...	£	-F50 CTCM235 DRAGONSKIN SAKU 51 004 ...	£	-F50 CTPM240 DRAGONSKIN SAKU 51 004 ...	£	-F50 CTPM245 DRAGONSKIN SAKU 51 004 ...	£	-F50 CTC5240 DRAGONSKIN SAKU 50 306 ...	£
1706ABSR	0.8	220	20.85	320	20.85	420	20.85	470	29.08	520	29.08
P		●		●		○		●			
M		●		●		●		●			
K											
N											
S										●	
H											
O											

SAKU

CERATIZIT \ Performance

ISO	RE mm	-M50 CTCP220 DRAGONSKIN SAKU 51 005 ...	£	-M50 CTPP225 DRAGONSKIN SAKU 51 005 ...	£	-M50 CTCP230 DRAGONSKIN SAKU 51 005 ...	£	-M50 CTPP235 DRAGONSKIN SAKU 51 005 ...	£
1706ABSR	0.8	270	20.85	070	20.85	020	20.85	120	20.85
P		●		●		●		●	
M								○	
K						○		○	
N									
S									
H									
O									

SAKU

CERATIZIT \ Performance

ISO	RE mm	-M50 CTPM225 DRAGONSKIN SAKU 51 005 ...	£	-M50 CTCM235 DRAGONSKIN SAKU 51 005 ...	£	-M50 CTPM240 DRAGONSKIN SAKU 51 005 ...	£	-M50 CTCK215 DRAGONSKIN SAKU 51 005 ...	£	-M50 CTPK220 DRAGONSKIN SAKU 51 005 ...	£	-R50 CTCK215 DRAGONSKIN SAKU 51 058 ...	£	-R50 CTPK220 DRAGONSKIN SAKU 51 058 ...	£
1706ABSR	0.8	220	20.85	320	20.85	420	20.85	520	20.85	620	20.85	520	20.85	620	20.85
P		●		●		○									
M		●		●		●									
K								●		●		●		●	
N															
S															
H															
O															

The coatings for the highest performance

The product category Dragonskin is intended to help make tools easily recognizable and quick to find using CERATIZIT's high-performance coating technology.
All products that are marked with the Dragonskin icon represent unmatchable performance, maximum tool life and maximum process reliability.



Dragonskin Coating

Customer Service Centre
Freephone: 0800 073 2 073 / Freefax: 0800 073 2 074

Ordering via the Online Shop
http://cuttingtools.ceratizit.com

ER Precision Collet chuck – PCC

- For standard or sealing disc lock nuts
- Maximum clamping range covered according to ISO tolerance field H10
- Roll key required for clamping
- p_{max} = 100 bar
- also available with Balluff chip **on request**

Scope of supply:

Base body with lock nut and backstop screw

PCC WNT \ Standard

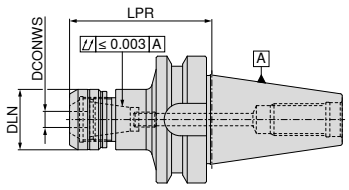

NEW

AD/B
G 2,5 n_{max} 25000

Adapter	DCONWS mm	LPR mm	DLN mm	for collet	Torque moment / Clamping force Nm	82 700 ...	£
BT 40	1 - 10	70	30	426E (ER16)	40 / 2-70	**11069**	72.00
BT 40	1 - 10	100	30	426E (ER16)	40 / 2-70	**21069**	103.00
BT 40	2 - 16	70	40	430E (ER25)	80 / 10-160	**11669**	72.00
BT 40	2 - 16	100	40	430E (ER25)	80 / 10-160	**21669**	103.00
BT 40	2 - 20	70	50	470E (ER32)	125 / 15-250	**12069**	72.00
BT 40	2 - 20	100	50	470E (ER32)	125 / 15-250	**22069**	103.00
BT 50	2 - 16	80	40	430E (ER25)	80 / 10-160	**11668**	135.00
BT 50	2 - 16	100	40	430E (ER25)	80 / 10-160	**21668**	168.00
BT 50	2 - 20	80	50	470E (ER32)	125 / 15-250	**12068**	135.00
BT 50	2 - 20	100	50	470E (ER32)	125 / 15-250	**22068**	168.00

Dimension LPR is 4.5 mm longer for ER16 and ER32 and 5.0 mm longer for ER25 when using thro' coolant lock nut

ER Precision Collet chuck – PCC

- For standard or sealing disc lock nuts
- Maximum clamping range covered according to ISO tolerance field H10
- Roll key required for clamping
- p_{max} = 100 bar
- also available with Balluff chip **on request**

Scope of supply:

Base body with lock nut and backstop screw

PCC WNT \ Standard

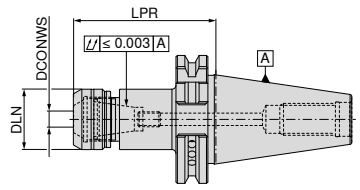

NEW

AD/B
G 2,5 n_{max} 25000

Adapter	DCONWS mm	LPR mm	DLN mm	for collet	Torque moment / Clamping force Nm	82 700 ...	£
SK 40	1 - 10	70	30	426E (ER16)	40 / 2-70	**11079**	72.00
SK 40	1 - 10	100	30	426E (ER16)	40 / 2-70	**21079**	103.00
SK 40	2 - 16	70	40	430E (ER25)	80 / 10-160	**11679**	72.00
SK 40	2 - 16	100	40	430E (ER25)	80 / 10-160	**21679**	103.00
SK 40	2 - 20	70	50	470E (ER32)	125 / 15-250	**12079**	72.00
SK 40	2 - 20	100	50	470E (ER32)	125 / 15-250	**22079**	103.00
SK 50	2 - 16	70	40	430E (ER25)	80 / 10-160	**11678**	135.00
SK 50	2 - 16	100	40	430E (ER25)	80 / 10-160	**21678**	168.00
SK 50	2 - 20	70	50	470E (ER32)	125 / 15-250	**12078**	135.00
SK 50	2 - 20	100	50	470E (ER32)	125 / 15-250	**22078**	168.00

Dimension LPR is 4.5 mm longer for ER16 and ER32 and 5.0 mm longer for ER25 when using thro' coolant lock nut

ER Precision Collet chuck – PCC

- For standard or sealing disc lock nuts
- Maximum clamping range covered according to ISO tolerance field H10
- Roll key required for clamping
- p_{max} = 100 bar
- also available with Balluff chip **on request**

Scope of supply:

Base body with lock nut and backstop screw

PCC WNT \ Standard

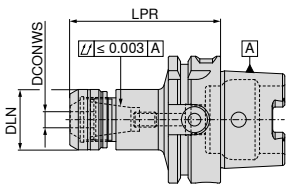

NEW

AD
G 2,5 n_{max} 25000

Adapter	DCONWS mm	LPR mm	DLN mm	for collet	Torque moment / Clamping force Nm	82 700 ...	£
HSK-A 63	1 - 10	75	30	426E (ER16)	40 / 2-70	**11057**	94.00
HSK-A 63	1 - 10	100	30	426E (ER16)	40 / 2-70	**21057**	98.00
HSK-A 63	2 - 16	75	40	430E (ER25)	80 / 10-160	**11657**	94.00
HSK-A 63	2 - 16	100	40	430E (ER25)	80 / 10-160	**21657**	98.00
HSK-A 63	2 - 20	75	50	470E (ER32)	125 / 15-250	**12057**	94.00
HSK-A 63	2 - 20	100	50	470E (ER32)	125 / 15-250	**22057**	98.00
HSK-A 100	2 - 16	100	40	430E (ER25)	80 / 10-160	**21655**	163.00
HSK-A 100	2 - 16	160	40	430E (ER25)	80 / 10-160	**41655**	218.00
HSK-A 100	2 - 20	100	50	470E (ER32)	125 / 15-250	**22055**	163.00
HSK-A 100	2 - 20	160	50	470E (ER32)	125 / 15-250	**42055**	218.00

Dimension LPR is 4.5 mm longer for ER16 and ER32 and 5.0 mm longer for ER25 when using thro' coolant lock nut

Collet Set

Scope of supply

84 581 030 DCONWS 3,0
84 581 040 DCONWS 4,
84 581 050 DCONWS 5,0
84 581 060 DCONWS 6,0
84 581 070 DCONWS 7,0
84 581 080 DCONWS 8,0
84 581 090 DCONWS 9,0
84 581 100 DCONWS 10,0
84 581 110 DCONWS 11,0
84 581 120 DCONWS 12,0
84 581 130 DCONWS 13,0
84 581 140 DCONWS 14,0
84 581 150 DCONWS 15,0
84 581 160 DCONWS 16,0
84 581 170 DCONWS 17,0
84 581 180 DCONWS 18,0
84 581 190 DCONWS 19,0
84 581 200 DCONWS 20,0

Set	BD mm	OAL mm	84 581 ...	£
470 E / ER32	33	40	**999**	275.00

Collet Set

Scope of supply

84 578 010 DCONWS 1,0
84 578 020 DCONWS 2,0
84 578 030 DCONWS 3,0
84 578 040 DCONWS 4,0
84 578 050 DCONWS 5,0
84 578 060 DCONWS 6,0
84 578 070 DCONWS 7,0
84 578 080 DCONWS 8,0
84 578 090 DCONWS 9,0
84 578 100 DCONWS 10,0

Set	BD mm	OAL mm	84 578 ...	£
426 E / ER16	17	27,5	**999**	143.00

Collet Set

Scope of supply

84 580 020 DCONWS 2,0
84 580 025 DCONWS 2,5
84 580 030 DCONWS 3,0
84 580 040 DCONWS 4,0
84 580 050 DCONWS 5,0
84 580 060 DCONWS 6,0
84 580 070 DCONWS 7,0
84 580 080 DCONWS 8,0
84 580 090 DCONWS 9,0
84 580 100 DCONWS 10,0
84 580 110 DCONWS 11,0
84 580 120 DCONWS 12,0
84 580 130 DCONWS 13,0
84 580 140 DCONWS 14,0
84 580 150 DCONWS 15,0
84 580 160 DCONWS 16,0

Set	BD mm	OAL mm	84 580 ...	£
430 E / ER25	26	34	**999**	220.00

ER Precision Collet chuck – Centro-P

- for standard or sealed nuts
- maximum size collet to ISO tolerance field H10
- for clamping a roll key is required
- p_{max} = 80 bar
- also available with Balluff chip **on request**

Scope of supply:

Holder **without** nut, **without** backstop

Centro-P WNT \ Performance

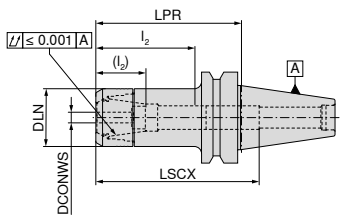

AD

G 2,5 n_{max} 25000

Adapter	DCONWS mm	LPR mm	DLN mm	LSCX mm	l_2 (l_2) mm	for collet	84 524 ...	£
BT 40	1 - 10	75	30	90	38 - 53 (29 - 39)	426E (ER16)	210	59.00
BT 40	1 - 10	90	30	120	30 - 50 (29 - 36)	426E (ER16)	310	69.00
BT 40	1 - 10	120	30	140	29 - 45 (29 - 35)	426E (ER16)	410	95.00
BT 40	1 - 10	150	30	180	29 - 45 (29 - 32)	426E (ER16)	510	102.00
BT 40	2 - 16	60	40	92	44 - 64 (36 - 46)	430E (ER25)	116	67.00
BT 40	2 - 16	75	40	100	42 - 59 (36 - 41)	430E (ER25)	216	59.00
BT 40	2 - 16	90	40	91	42 - 59 (36 - 41)	430E (ER25)	316	69.00
BT 40	2 - 16	120	40	91	40 - 65 (36 - 47)	430E (ER25)	416	102.00
BT 40	2 - 16	150	40	100	40 - 64 (36 - 45)	430E (ER25)	516	109.00
BT 40	2 - 16	200	40	150	40 - 64 (36 - 45)	430E (ER25)	616	126.00
BT 40	2 - 20	60	50	55	45 - 64 (42 - 46)	470E (ER32)	120	67.00
BT 40	2 - 20	75	50	100	42 - 76 (42 - 52)	470E (ER32)	220	59.00
BT 40	2 - 20	90	50	100	42 - 76 (42 - 52)	470E (ER32)	320	69.00
BT 40	2 - 20	120	50	110	42 - 71 (42 - 53)	470E (ER32)	420	102.00
BT 40	2 - 20	150	50	110	42 - 71 (42 - 53)	470E (ER32)	520	109.00

LSCX = clamping depth without back stop screw for shanks
l_2 = with back stop screw 1, dimension in brackets ( ) = with back stop screw 2
dimension LPR when using tightening nuts with seals 4 mm longer

ER Precision Collet chuck – Centro-P

- for standard or sealed nuts
- maximum size collet to ISO tolerance field H10
- for clamping a roll key is required
- p_{max} = 80 bar
- also available with Balluff chip **on request**

Scope of supply:

Holder **without** nut, **without** backstop

Centro-P WNT \ Performance

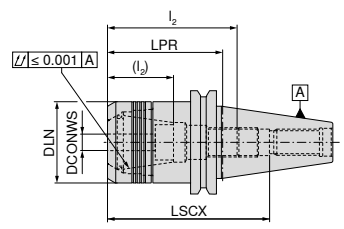

AD/B

G 2,5 n_{max} 25000

Adapter	DCONWS mm	LPR mm	DLN mm	LSCX mm	l_2 (l_2) mm	for collet	84 414 ...	£
SK 40	1 - 10	130	30	140	28 - 50 (14 - 34)	426E (ER16)	510	96.00
SK 40	1 - 10	160	30	200	28 - 45 (16 - 31)	426E (ER16)	910	106.00
SK 40	2 - 16	45	40	85	35 - 60 (20 - 42)	430E (ER25)	816	87.00
SK 40	2 - 16	130	40	140	38 - 67 (21 - 49)	430E (ER25)	516	104.00
SK 40	2 - 16	160	40	118	35 - 60 (20 - 42)	430E (ER25)	916	110.00
SK 40	2 - 20	130	50	114	50 - 74 (36 - 55)	470E (ER32)	620	104.00
SK 40	2 - 20	160	50	119	52 - 70 (32 - 52)	470E (ER32)	920	110.00
SK 50	2 - 20	100	50	150	53 - 81 (35 - 63)	470E (ER32)	520	179.00
SK 50	2 - 20	160	50	200	53 - 83 (35 - 65)	470E (ER32)	720	291.00

Your local Technical Sales Engineer carries a Demo Kit in his car - ASK FOR A DEMO

Roll key

- Version CP = for Centro-P lock nuts
- Version STD = for standard lock nuts
- Version HDC = for HDC lock nuts

WNT \ Performance

for lock nut	DLN mm	84 950 ...	£
426E / ER 16 CP	30	027	46.00
430E / ER 25 CP	40	054	54.00
470E / ER 32 CP + STD / OZ 462E CP	50	056	51.00

ER standard lock nut for precision collet chucks – Centro-P

WNT \ Performance

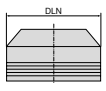

for seals

for collet	DCONWS mm	DLN mm	TQX Nm	84 950 ...	£
426E (ER16)	1 - 10	30	80	001	23.00
430E (ER25)	2 - 16	40	90	003	25.00
470E (ER32)	2 - 20	50	180	005	28.00

ER precision collet for precision collet chucks – Centro-P

- DIN ISO 15488-B (old DIN 6499-B)
- 12 times slotted
- Double taper collet
- Coloured ring as identification of precision collet
- ER08: 5 µm runout and repeatability
- Coated precision collet

ER-B 2 µm WNT \ Performance

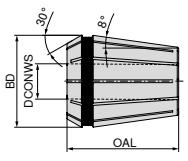

DCONWS mm	BD = 17 OAL = 27.5 426 E / ER16		BD = 26 OAL = 34 430 E / ER25		BD = 33 OAL = 40 470 E / ER32	
	84 596 ...	£	84 597 ...	£	84 598 ...	£
1.0	010	38.00				
1.1	011	67.00				
1.2	012	67.00				
1.4	014	67.00				
1.5	015	38.00				
1.6	016	67.00				
1.8	018	67.00				
2.0	020	32.00	020	33.00	020	34.00
2.2	022	60.00				
2.4	024	60.00				
2.5	025	32.00	025	33.00		
2.6	026	60.00				
2.8	028	60.00				
3.0	030	27.00	030	28.00	030	28.00
3.2	032	53.00				
3.4	034	47.00				
3.5	035	35.00	035	36.00		
3.6	036	53.00				
3.8	038	53.00				
4.0	040	27.00	040	28.00	040	28.00
4.5	045	35.00	045	36.00		
5.0	050	27.00	050	28.00	050	28.00
5.5	055	35.00	055	36.00		
5.6	056	53.00				
6.0	060	27.00	060	28.00	060	28.00
6.3	063	53.00				
6.5	065	35.00	065	36.00		

DCONWS mm	BD = 17 OAL = 27.5 426 E / ER16		BD = 26 OAL = 34 430 E / ER25		BD = 33 OAL = 40 470 E / ER32	
	84 596 ...	£	84 597 ...	£	84 598 ...	£
7.0	070	27.00	070	28.00	070	28.00
7.1	071	53.00				
7.5	075	35.00	075	36.00		
8.0	080	27.00	080	28.00	080	28.00
8.5	085	35.00	085	36.00		
9.0	090	27.00	090	28.00	090	28.00
9.5	095	35.00	095	36.00		
10.0	100	27.00	100	28.00	100	28.00
10.5			105	36.00		
11.0			110	28.00	110	28.00
11.5			115	36.00		
12.0			120	28.00	120	28.00
12.5			125	36.00		
13.0			130	28.00	130	28.00
13.5			135	36.00		
14.0			140	28.00	140	28.00
14.5			145	36.00		
15.0			150	28.00	150	28.00
15.5			155	36.00		
16.0			160	28.00	160	28.00
17.0					170	28.00
18.0					180	28.00
19.0					190	28.00
20.0					200	28.00

Clamping range covered: H10 corresponding to shank Ø DCONWS

Customer Service Centre
Freephone: 0800 073 2 073 / Freefax: 0800 073 2 074

Ordering via the Online Shop
http://cuttingtools.ceratizit.com

ER-Collet chuck

▲ also available with Balluff chip **on request**

Scope of supply:
Holder with lock nut and adjustable back stop

WNT \ Standard

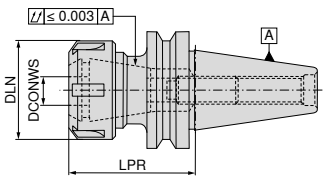

AD/B
G 2,5 n_{max} 18000

	Adapter	DCONWS mm	LPR mm	DLN mm	TQX Nm	for collet	82 509 ...	£
short	BT 40	1 - 10	60	32	56	426E (ER16)	110	35.00
	BT 40	1 - 16	70	42	104	430E (ER25)	116	37.00
	BT 40	2 - 20	70	50	136	470E (ER32)	120	37.00
	BT 40	3 - 26	70	63	176	472E (ER40)	126	39.00
long	BT 40	1 - 10	120	32	56	426E (ER16)	410	40.00
	BT 40	1 - 16	120	42	104	430E (ER25)	416	40.00
	BT 40	2 - 20	120	50	136	470E (ER32)	420	40.00

Shell mill adapter

▲ With fixed drive dogs and enlarged contact face for milling cutters with transverse groove
▲ also available with Balluff chip **on request**

Scope of supply:
Toolholder with retaining screw

WNT \ Standard

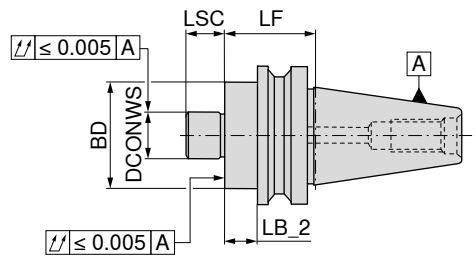

AD/B
G 2,5 n_{max} 18000

	Adapter	DCONWS mm	LB_2 mm	LF mm	BD mm	LSC mm	82 514 ...	£
short	BT 40	16	25	52	38	17	116	46.00
	BT 40	22	25	52	48	19	122	50.00
	BT 40	27	25	52	58	21	127	50.00
	BT 40	32	23	50	78	24	132	53.00
	BT 40	40	23	50	88	27	140 [1]	58.00

1) with cross screw and 4 holes M12, Pitch Circle diameter = 66.7 mm, coolant outlet on the outer diameter of the spigot (DCONWS)!

Cylindrical shank adapter (Weldon)

▲ For shanks according to DIN 6535 HB / 1835 B with lateral clamping flat
▲ also available with Balluff chip **on request**

WNT \ Standard

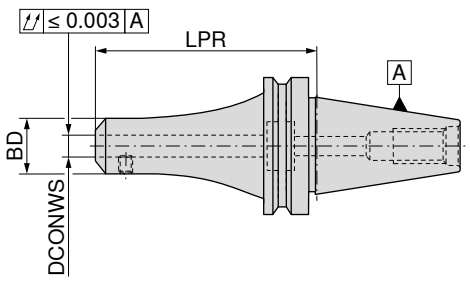

AD/B
G 2,5 n_{max} 18000

AD/Be
G 2,5 n_{max} 18000

	Adapter	DCONWS $_{H4}$ mm	LPR mm	BD mm	82 501 ...	£	82 504 ...	£
short	BT 40	6	50	25	106	35.00	106	50.00
	BT 40	8	50	28	108	35.00	108	50.00
	BT 40	10	63	35	110	35.00	110	50.00
	BT 40	12	63	42	112	35.00	112	50.00
	BT 40	14	63	44	114	35.00	114	50.00
	BT 40	16	63	48	116	35.00	116	50.00
	BT 40	18	63	50	118	35.00	118	50.00
	BT 40	20	63	52	120	35.00	120	50.00
	BT 40	25	100	65	125	35.00		
	BT 40	32	100	72	132	40.00		
long	BT 40	6	100	25	506	38.00		
	BT 40	8	100	28	508	38.00		
	BT 40	10	100	35	510	38.00		
	BT 40	12	100	42	512	38.00		
	BT 40	14	100	44	514	38.00		
	BT 40	16	100	48	516	52.00		
	BT 40	18	100	50	518	38.00		
	BT 40	20	100	52	520	52.00		
extra-long	BT 40	6	160	25	606	40.00		
	BT 40	8	160	28	608	40.00		
	BT 40	10	160	35	610	40.00		
	BT 40	12	160	42	612	40.00		
	BT 40	14	160	44	614	40.00		
	BT 40	16	160	48	616	40.00		
	BT 40	18	160	50	618	40.00		
	BT 40	20	160	52	620	40.00		
	BT 40	25	160	65	625	40.00		

Spare parts can be found in → **Chapter 16 Adapters and accessoires in the clamping technology catalogue.**

ER Collet chuck

▲ also available with Balluff chip **on request**

Scope of supply:
Holder with lock nut and adjustable back stop

WNT \ Standard

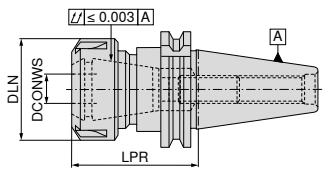

AD/B
G 2,5 n_{max} 18000

	Adapter	DCONWS mm	LPR mm	DLN mm	TQX Nm	for collet	82 415 ...	£
short	SK 40	1 - 10	60	32	56	426E (ER16)	110	35.00
	SK 40	1 - 16	70	42	104	430E (ER25)	116	37.00
	SK 40	2 - 20	70	50	136	470E (ER32)	120	37.00
	SK 40	3 - 26	70	63	176	472E (ER40)	126	39.00
long	SK 40	1 - 10	120	32	56	426E (ER16)	410	40.00
	SK 40	1 - 16	120	42	104	430E (ER25)	416	40.00
	SK 40	2 - 20	120	50	136	470E (ER32)	420	40.00

Shell mill adapter

▲ Screwed drive dogs
▲ also available with Balluff chip **on request**

Scope of supply:
Toolholder with retaining screw

WNT \ Standard

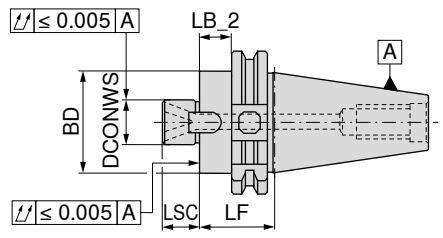

AD/B
G 2,5 n_{max} 18000

	Adapter	DCONWS mm	LB_2 mm	LF mm	BD mm	LSC mm	82 428 ...	£
short	SK 40	16	25	44	38	17	116	46.00
	SK 40	22	25	44	48	19	122	50.00
	SK 40	27	36	55	58	21	127	50.00
	SK 40	32	31	50	78	24	132	53.00
	SK 40	40	31	50	88	27	140 [1]	58.00

1) with cross screw and 4 holes M12, Pitch Circle diameter = 66.7 mm, coolant outlet on the outer diameter of the spigot (DCONWS)!

Cylindrical shank adapter (Weldon)

▲ For shanks according to DIN 6535 HB / 1835 B with lateral clamping flat
▲ also available with Balluff chip **on request**

WNT \ Standard

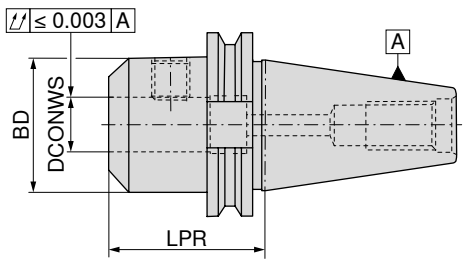

AD/B
G 2,5 n_{max} 18000

AD/Be
G 2,5 n_{max} 18000

	Adapter	DCONWS $_{H4}$ mm	LPR mm	BD mm	82 401 ...	£	82 404 ...	£
short	SK 40	6	50	25	106	35.00	106	50.00
	SK 40	8	50	28	108	35.00	108	50.00
	SK 40	10	50	35	110	35.00	110	50.00
	SK 40	12	50	42	112	35.00	112	50.00
	SK 40	14	50	44	114	35.00	114	50.00
	SK 40	16	63	48	116	35.00	116	50.00
	SK 40	18	63	50	118	35.00	118	50.00
	SK 40	20	63	52	120	35.00	120	50.00
	SK 40	25	100	65	125	35.00		
	SK 40	32	100	72	132	40.00		
long	SK 40	6	100	25	506	38.00		
	SK 40	8	100	28	508	38.00		
	SK 40	10	100	35	510	38.00		
	SK 40	12	100	42	512	38.00		
	SK 40	14	100	44	514	38.00		
	SK 40	16	100	48	516	52.00		
	SK 40	18	100	50	518	38.00		
	SK 40	20	100	52	520	52.00		
extra-long	SK 40	6	160	25	606	40.00		
	SK 40	8	160	28	608	40.00		
	SK 40	10	160	35	610	40.00		
	SK 40	12	160	42	612	40.00		
	SK 40	14	160	44	614	40.00		
	SK 40	16	160	48	616	40.00		
	SK 40	18	160	50	618	40.00		
	SK 40	20	160	52	620	40.00		
	SK 40	25	160	65	625	40.00		

Spare parts can be found in → **Chapter 16 Adapters and accessoires in the clamping technology catalogue.**

Customer Service Centre
Freephone: 0800 073 2 073 / Freefax: 0800 073 2 074

Ordering via the Online Shop
http://cuttingtools.ceratizit.com

Cylindrical shank adapter (Weldon) – BT-FC

- with face contact
- for shanks according to DIN 6535 / 1835 B with lateral clamping flat
- also available with Balluff chip **on request**

WNT \ Standard

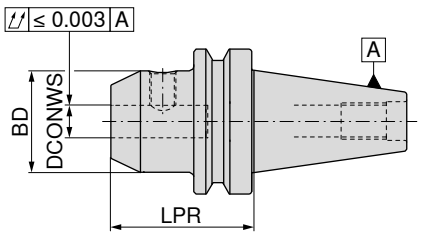

AD
G 2,5 n_{max} 25000

	Adapter	DCONWS $_{H4}$ mm	LPR mm	BD mm	84 552 ...	£
short	BT-FC 30	6	50	25	006	44.00
	BT-FC 30	8	50	28	008	44.00
	BT-FC 30	10	50	35	010	44.00
	BT-FC 30	12	50	42	012	44.00
	BT-FC 30	16	63	48	016	47.00
	BT-FC 30	20	63	52	020	47.00
	BT-FC 40	6	50	25	106	56.00
	BT-FC 40	8	50	28	108	54.00
	BT-FC 40	10	63	35	110	54.00
	BT-FC 40	12	63	42	112	54.00
	BT-FC 40	16	63	48	116	54.00
	BT-FC 40	20	63	52	120	54.00
	BT-FC 40	25	90	65	125	72.00
	BT-FC 40	32	100	72	132	72.00
	BT-FC 50	6	63	25	306	83.00
	BT-FC 50	8	63	28	308	81.00
	BT-FC 50	10	63	35	310	81.00
	BT-FC 50	12	80	42	312	81.00
	BT-FC 50	16	80	48	316	81.00
	BT-FC 50	20	80	52	320	81.00
	BT-FC 50	25	100	65	325	92.00
	BT-FC 50	32	105	72	332	92.00

Shell mill adapter – BT-FC

- with face contact
- with fixed drive dogs and enlarged contact face for milling cutters with transverse slot
- also available with Balluff chip **on request**

WNT \ Standard

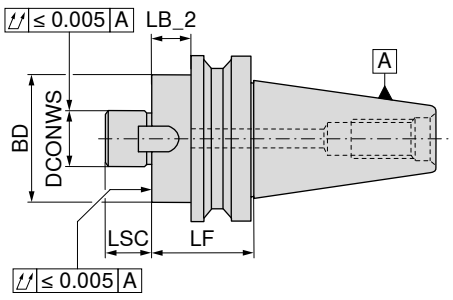

AD
G 6,3 n_{max} 15000

	Adapter	DCONWS mm	LB_2 mm	LF mm	BD mm	LSC mm	84 562 ...	£
short	BT-FC 30	16	18	39.0	40	17	016	49.00
	BT-FC 30	22	18	39.0	50	19	022	49.00
	BT-FC 30	27	18	39.0	60	21	027	49.00
	BT-FC 30	32	28	49.0	80	24	032	49.00
	BT-FC 40	16	8	34.0	40	17	116	58.00
	BT-FC 40	22	8	34.0	50	19	122	58.00
	BT-FC 40	27	8	34.0	60	21	127	58.00
	BT-FC 40	32	23	49.0	80	24	132	58.00
	BT-FC 40	40	23	49.0	89	27	140	58.00
	BT-FC 50	22	12	48.5	50	19	322	68.00
	BT-FC 50	27	12	48.5	60	21	327	68.00
	BT-FC 50	32	12	48.5	80	24	332	72.00
	BT-FC 50	40	17	53.5	89	27	340	72.00

ER Collet chuck – BT-FC

- with face contact
- also available with Balluff chip **on request**

Scope of supply:
Toolholder including nut

WNT \ Standard

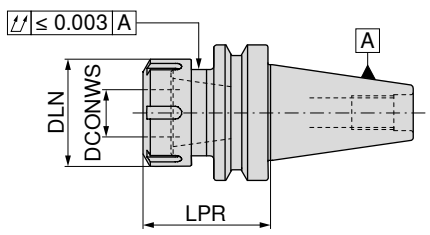

AD
G 2,5 n_{max} 20000

	Adapter	DCONWS mm	LPR mm	DLN mm	TQX Nm	for collet	84 557 ...	£
short	BT-FC 30	1 - 10	63	28	56	426E (ER16)	010 [1]	50.00
	BT-FC 30	1 - 16	60	42	104	430E (ER25)	016	50.00
	BT-FC 30	2 - 20	60	50	136	470E (ER32)	020	50.00
	BT-FC 40	1 - 10	63	28	56	426E (ER16)	110 [1]	63.00
	BT-FC 40	1 - 16	60	42	104	430E (ER25)	116	63.00
	BT-FC 40	2 - 20	60	50	136	470E (ER32)	120	63.00
	BT-FC 50	1 - 16	70	42	104	430E (ER25)	316	86.00
	BT-FC 50	2 - 20	70	50	136	470E (ER32)	320	86.00
long	BT-FC 50	1 - 10	100	28	56	426E (ER16)	310 [1]	86.00

1) with 6 position lock nut

Spare parts can be found in → **Chapter 16 Adapters and accessoires in the clamping technology catalogue.**

ER Precision Collet chuck – Centro-P – BT-FC

- with face contact
- for standard or sealed nuts
- maximum clamping range covered according to ISO tolerance field H10
- for clamping a roll key is required
- p_{max} = 80 bar
- also available with Balluff chip **on request**

Scope of supply:
Holder **without** nut, **without** backstop

Centro-P **WNT** \ Performance

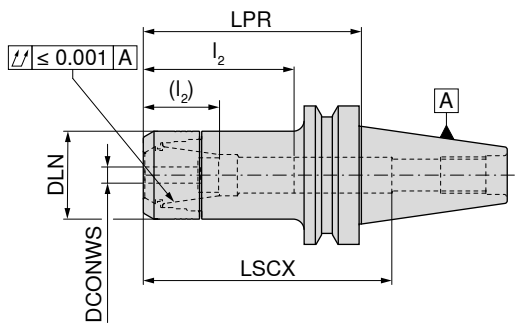

AD
G 2,5 n_{max} 25000

Adapter	DCONWS mm	LPR mm	BD mm	LSCX mm	l_2 (l_2) mm	for collet	84 525 ...	£
BT-FC 30	1 - 10	75	30	97	28 - 45 (14 - 31)	426E (ER16)	002	102.00
BT-FC 30	2 - 16	75	40	72	38 - 56 (23 - 39)	430E (ER25)	012	103.00
BT-FC 30	2 - 20	75	45	84	42 - 62 (24 - 45)	470E (ER32)	022	103.00
BT-FC 40	1 - 10	75	30	90	38 - 53 (29 - 39)	426E (ER16)	102	113.00
BT-FC 40	2 - 16	75	40	100	42 - 59 (36 - 41)	430E (ER25)	112	115.00
BT-FC 40	2 - 20	75	50	100	42 - 76 (42 - 52)	470E (ER32)	122	115.00

LSCX = clamping depth without back stop screw for shanks
l_2 = with back stop screw 1, dimension in brackets ( ) = with back stop screw 2
dimension LPR when using tightening nuts with seals 4 mm longer

ER precision collet

- ▲ DIN ISO 15488-B (old DIN 6499-B)
- ▲ Double taper collet
- ▲ 16 times slotted

ER-B 20 µm WNT \ Standard

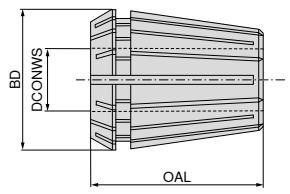



DCONWS mm	BD = 17 OAL = 27.5 426 E / ER16 82 673 ...	£	BD = 21 OAL = 31.5 428 E / ER20 82 674 ...	£	BD = 26 OAL = 34 430 E / ER25 82 675 ...	£	BD = 33 OAL = 40 470 E / ER32 82 676 ...	£	BD = 41 OAL = 46 472 E / ER40 82 677 ...	£
1	01000	11.00	01000 [1]	10.00						
2	02000	11.00	02000	10.00	02000	11.00				
3	03000	9.00	03000	7.00	03000	7.00	03000	8.00	03000	10.00
4	04000	9.00	04000	7.00	04000	7.00	04000	8.00	04000	10.00
5	05000	9.00	05000	7.00	05000	7.00	05000	8.00	05000	10.00
6	06000	9.00	06000	7.00	06000	7.00	06000	8.00	06000	10.00
7	07000	9.00	07000	7.00	07000	7.00	07000	8.00	07000	10.00
8	08000	9.00	08000	7.00	08000	7.00	08000	8.00	08000	10.00
9	09000	9.00	09000	7.00	09000	7.00	09000	8.00	09000	10.00
10	10000	9.00	10000	7.00	10000	7.00	10000	8.00	10000	10.00
11			11000	7.00	11000	7.00	11000	8.00	11000	10.00
12			12000	7.00	12000	7.00	12000	8.00	12000	10.00
13			13000	7.00	13000	7.00	13000	8.00	13000	10.00
14					14000	7.00	14000	8.00	14000	10.00
15					15000	7.00	15000	8.00	15000	10.00
16					16000	7.00	16000	8.00	16000	10.00
17							17000	8.00	17000	10.00
18							18000	8.00	18000	10.00
19							19000	8.00	19000	10.00
20							20000	8.00	20000	10.00
21									21000	10.00
22									22000	10.00
23									23000	10.00
24									24000	10.00
25									25000	10.00
26									26000	10.00
Set in a wooden box	99900	141.00	99900	141.00	99900	141.00	99900	150.00	99900	240.00

1) not included in the set

Quick change tap chuck with length compensation

- ▲ With length compensation under tension and compression (LZD)
- ▲ also available with Balluff chip **on request**

WNT \ Standard

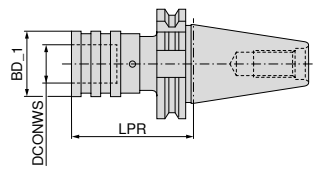

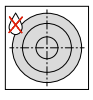

A

Adapter	cutting range	SZID	LPR mm	BD_1 mm	DCONWS mm	LZD± mm	83 428 ...	£
SK 30	M6 - M20	02	101	55	31	15	320	220.00
SK 30	M3 - M12	01	60	38	19	9	312	194.00
SK 40	M6 - M20	02	100	55	31	15	420	162.00
SK 40	M3 - M12	01	60	38	19	9	412	150.00
SK 50	M6 - M20	02	83	55	31	15	520	242.00
SK 50	M3 - M12	01	62	38	19	9	512	223.00

Quick change tap chuck with length compensation

- ▲ With length compensation under tension and compression (LZD)
- ▲ also available with Balluff chip **on request**

WNT \ Standard

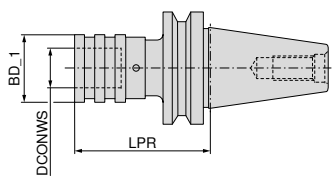

A

Adapter	cutting range	SZID	LPR mm	BD_1 mm	DCONWS mm	LZD± mm	83 528 ...	£
BT 30	M3 - M12	01	63	38	19	9	312	195.00
BT 30	M6 - M20	02	96	55	31	15	320	244.00
BT 40	M3 - M12	01	68	38	19	9	412	156.00
BT 40	M6 - M20	02	93	55	31	15	420	162.00
BT 50	M3 - M12	01	80	38	19	9	512	262.00
BT 50	M6 - M20	02	102	55	31	15	520	301.00

Customer Service Centre
Freephone: 0800 073 2 073 / Freefax: 0800 073 2 074

Ordering via the Online Shop
http://cuttingtools.ceratizit.com

Quick change tap adapter

- ▲ Normal version without overload clutch
- ▲ For mounting taps
- ▲ For right-hand and left-hand threads

WNT \ Standard

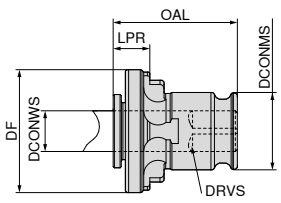

A

SZID	DCONWS mm	DRVS mm	DIN 371	DIN 374 / 376	DF mm	DCONMS mm	OAL mm	LPR mm	83 610 ...	£
01	3.5	2.7	M3		30	19	28.5	7	100	16.00
01	4.5	3.4	M4		30	19	28.5	7	101	16.00
01	4.0	3.0	M3,5		30	19	28.5	7	102	16.00
01	2.8	2.1	M2 - M2,6		30	19	28.5	7	103	16.00
01	5.5	4.3		M7	30	19	28.5	7	104	16.00
01	6.0	4.9	M4,5 - M6	M8	30	19	28.5	7	105	16.00
01	7.0	5.5	M7	M10	30	19	28.5	7	106	16.00
01	8.0	6.2	M8	M11	30	19	28.5	7	107	16.00
01	9.0	7.0	M9	M12	30	19	28.5	7	108	16.00
01	10.0	8.0	M10		30	19	28.5	7	109	16.00
01	11.0	9.0		M14	30	19	28.5	7	110	16.00
02	6.0	4.9	M4,5 - M6		46	31	46.0	11	200	22.00
02	7.0	5.5	M7		46	31	46.0	11	201	22.00
02	8.0	6.2	M8		46	31	46.0	11	202	22.00
02	9.0	7.0	M9		46	31	46.0	11	203	22.00
02	10.0	8.0	M10		46	31	46.0	11	204	22.00
02	11.0	9.0		M14	46	31	46.0	11	205	22.00
02	12.0	9.0		M16	46	31	46.0	11	206	22.00
02	14.0	11.0		M18	46	31	46.0	11	207	22.00
02	16.0	12.0		M20	46	31	46.0	11	208	22.00
02	18.0	14.5		M22 - M24	46	31	46.0	11	209	22.00

Pull stud for tool holders according to ISO 7388-2

- ▲ MAS-BT 45° Form A and B

Scope of supply:
including O-Ring

WNT \ Standard

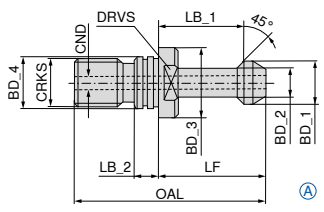

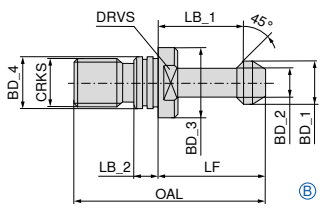

Adapter	BD_1 mm	BD_2 mm	BD_3 mm	BD_4 mm	CRKS	OAL mm	LF mm	LB_1 mm	LB_2 mm	CND mm	DRVS mm	TQX Nm	form	82 530 ...	£	82 534 ...	£
BT 30	11	7	16.5	12.5	M12	43	23	18	4.0	2.2	13	60	A			030	7.00
BT 30	11	7	16.5	12.5	M12	43	23	18	4.0		13	60	B	030	7.00		
BT 40	15	10	23.0	17.0	M16	60	35	28	5.5	4.0	19	90	A			040	7.00
BT 40	15	10	23.0	17.0	M16	60	35	28	5.5		19	90	B	040	6.00		
BT 50	23	17	38.0	25.0	M24	85	45	35	8.0	6.0	30	145	A			050	9.00
BT 50	23	17	38.0	25.0	M24	85	45	35	8.0		30	145	B	050	9.00		

Pull studs for tool holders according to ISO 7388-1

- ▲ DIN 69872 form A and B
- ▲ For tools with or without axial coolant supply

Scope of supply:
including O-Ring

WNT \ Standard

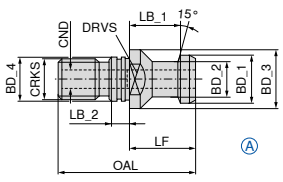

Adapter	BD_1 mm	BD_2 mm	BD_3 mm	BD_4 mm	CRKS	OAL mm	LF mm	LB_1 mm	LB_2 mm	CND mm	DRVS mm	TQX Nm	form	82 468 ...	£
SK 30	13	9	17	13	M12	44	24	19	5	3.5	14	60	A	030	6.00
SK 40	19	14	23	17	M16	54	26	20	7	7.0	19	90	A	040	5.00
SK 50	28	21	36	25	M24	74	34	25	10	11.5	30	145	A	050	7.00

Pull studs for tool holders according to ISO 7388-1

▲ Similar to ISO / DIS 7388 (ANSI-CAT only for SK 40) Form A

Scope of supply:

SK 50 including O-ring
SK 40 without O-ring groove

WNT \ Standard

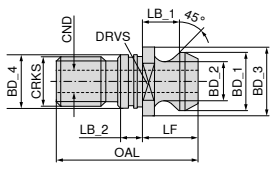



Adapter	BD_1 mm	BD_2 mm	BD_3 mm	BD_4 mm	CRKS	OAL mm	LF mm	LB_1 mm	LB_2 mm	CND mm	DRVS mm	TQX Nm	82 487 ...	£
SK 40	18.79	12.44	22.5	17	M16	41.26	16.25	11.17	4.0	6.0	19	90	**040**	5.00
SK 50	29.10	19.60	37.0	25	M24	65.50	25.55	17.95	5.5	11.5	30	145	**050**	8.00

ER collet chuck with mini clamping nut

▲ with cylindrical shank

WNT \ Standard

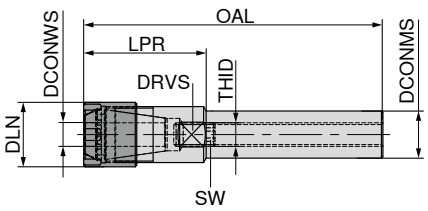

AD

DCONMS h6 mm	DCONWS mm	OAL mm	LPR mm	DLN mm	THID	DRVS mm	for collet	83 453 ...	£
8	1 - 5	81	26	12		9	4004E (ER08)	**081** [1]	52.00
12	1 - 5	157	20	12	M5x0,8	10	4004E (ER08)	**122**	110.00
16	1 - 7	185	25	16	M7,5x0,5	14	4008E (ER11)	**163**	108.00
16	1 - 10	117	37	22	M11x1	17	426E (ER16)	**164**	110.00
16	1 - 10	199	39	22	M8x1,25	17	426E (ER16)	**165**	108.00
20	1 - 10	168	28	22	M11x1	17	426E (ER16)	**204**	77.00
25	1 - 13	168	28	28	M14x1	22	428E (ER20)	**254**	89.00
25	1 - 16	189	39	35	M18x1	27	430E (ER25)	**256**	113.00

1) without coolant supply (form A)

ER collet chuck with mini clamping nut

▲ with cylindrical shank and clamping flat

WNT \ Standard

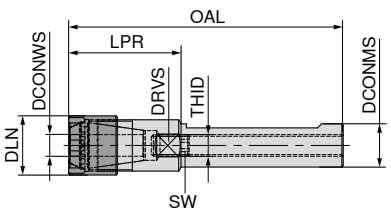

AD

DCONMS h6 mm	DCONWS mm	OAL mm	LPR mm	DLN mm	THID	DRVS mm	for collet	83 454 ...	£
20	1 - 10	168	28	22	M11x1	17	426E (ER16)	**204**	77.00
20	1 - 13	138	38	28	M11x1	22	428E (ER20)	**206**	56.00
20	1 - 16	146	46	35	M14x1	27	430E (ER25)	**208**	65.00
25	1 - 13	168	28	28	M14x1	22	428E (ER20)	**254**	89.00
25	1 - 16	189	39	35	M18x1	27	430E (ER25)	**256**	113.00

ER Collet Chuck

▲ with cylindrical shank and clamping flat

WNT \ Standard

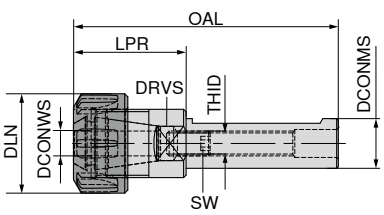

AD

DCONMS h6 mm	DCONWS mm	OAL mm	LPR mm	DLN mm	THID	DRVS mm	for collet	83 455 ...	£
40	2 - 20	100	35	50	M22x1,5	36	470E (ER32)	**401**	66.00
40	2 - 20	160	35	50	M22x1,5	36	470E (ER32)	**402**	81.00
40	3 - 30	139	59	63	M28x1,5	40	472E (ER40)	**405**	76.00

Note: Spanner to be ordered separately.

Customer Service Centre
Freephone: 0800 073 2 073 / Freefax: 0800 073 2 074

Ordering via the Online Shop
http://cuttingtools.ceratizit.com

Radial tool holders, short

WNT \ Performance

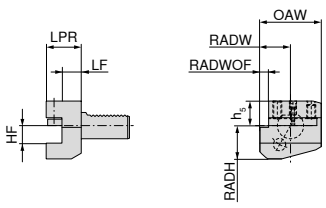

B2

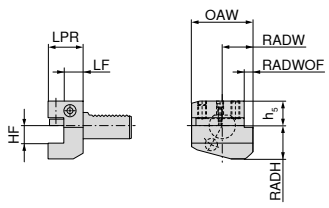

B1

B2

B1

DCONMS h6 mm	HF 0/-0,1 mm	OAW mm	RADW mm	RADWOF mm	h_5 mm	RADH mm	LF 0/+0,5 mm	LPR mm
16	12	42	23.0	5.0	20.0	22	13.0	24
20	16	55	30.0	7.0	25.0	30	16.0	30
20	16	55	30.0	7.0	25.0	30	26.0	40
30	20	70	35.0	10.0	28.0	38	18.5	40
30	20	70	35.0	10.0	28.0	38	42.0	60
40	25	85	42.5	12.5	32.5	48	18.5	44
50	32	100	50.0	16.0	35.0	60	30.0	55

Left-hand 82 189 ...	£	Right-hand 82 185 ...	£
		160	74.00
200	63.00	200	68.00
201	83.00	201	78.00
300	69.00	300	62.00
301	108.00	301	103.00
400	69.00	400	63.00
500	108.00	500	106.00

Radial tool holders, overhead, short

WNT \ Performance

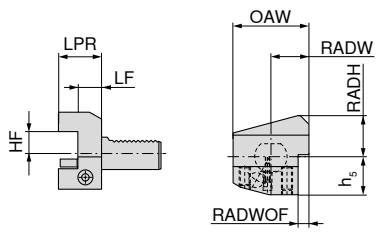

B3

Right-hand

DCONMS h6 mm	HF 0/-0,1 mm	OAW mm	RADW mm	RADWOF mm	h_5 mm	RADH mm	LF 0/+0,5 mm	LPR mm
16	12	42	23.0	5.0	20.0	22	13.0	24
20	16	55	30.0	7.0	25.0	30	16.0	30
20	16	55	30.0	7.0	25.0	30	26.0	40
25	16	55	30.0	7.0	25.0	30	16.0	30
30	20	70	35.0	10.0	35.0	38	18.5	40
30	20	70	35.0	10.0	35.0	38	42.0	60
40	25	85	42.5	12.5	42.5	48	18.5	44
50	32	100	50.0	16.0	50.0	60	30.0	55

82 193 ...	£
160	78.00
200	68.00
201	98.00
250	109.00
300	64.00
301	108.00
400	68.00
500	108.00

Axial tool holders

WNT \ Performance

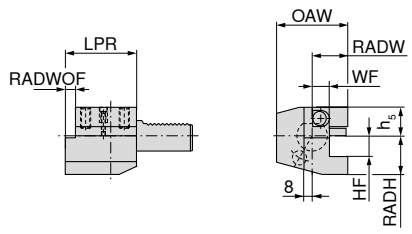

C1

Right-hand

DCONMS h6 mm	HF 0/-0,1 mm	OAW mm	RADW mm	WF 0/+0,3 mm	h_5 mm	RADH mm	LPR mm	RADWOF mm
20	16	52	27.0	13.0	25.0	30	55	7.0
30	20	70	35.0	17.0	28.0	38	70	10.0
40	25	85	42.5	20.5	32.5	48	85	12.5
50	32	100	50.0	25.5	35.0	60	100	16.0

82 211 ...	£
200	93.00
300	72.00
400	84.00
500	122.00

Reduction sleeves for direct clamping

▲ For tools with cylindrical shank

WNT \ Performance

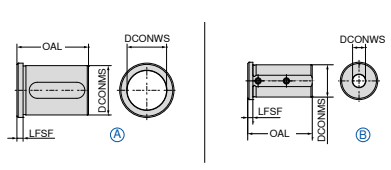

DCONMS mm	DCONWS mm	OAL mm	LFSF mm	Fig.
25	12	50	4	B
25	6	50	4	B
25	8	50	4	B
25	10	50	4	B
25	16	50	4	A
25	20	50	4	A
32	6	58	5	B
32	8	58	5	B
32	10	58	5	B
32	12	58	5	B
32	16	58	5	A
32	20	58	5	A
32	25	58	5	A
40	8	58	5	B
40	10	58	5	B
40	12	58	5	B
40	16	58	5	A
40	20	58	5	A
40	25	58	5	A
40	32	58	5	A
50	25	75	5	A
50	12	75	5	B
50	16	75	5	A
50	20	75	5	A
50	32	75	5	A
50	40	75	5	A

83 272 ...	£
262	42.00
256	55.00
258	42.00
260	42.00
266	42.00
270	42.00
326	57.00
328	57.00
330	43.00
332	43.00
336	43.00
340	43.00
345	43.00
408	69.00
410	57.00
412	57.00
416	57.00
420	57.00
425	57.00
432	57.00
525	64.00
512	64.00
516	64.00
520	64.00
532	64.00
540	64.00

ER Collet chucks

WNT \ Performance

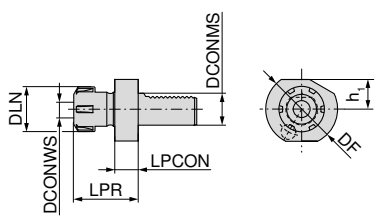

E4

DCONMS h6 mm	DCONWS mm	DF mm	DLN mm	h_1 mm	LPR mm	LPCON mm	for collet
16	1 - 10	40	28	18.0	45.5	14	426E (ER16)
16	1 - 13	40	34	18.0	44.0	14	428E (ER20)
20	1 - 16	50	42	23.0	57.0	18	430E (ER25)
20	2 - 20	50	50	23.0	62.0	18	470E (ER32)
30	1 - 16	68	42	28.0	57.0	22	430E (ER25)
30	2 - 20	68	50	28.0	75.0	22	470E (ER32)
40	1 - 16	83	42	32.5	63.0	22	430E (ER25)
40	2 - 20	83	50	32.5	75.0	22	470E (ER32)
40	3 - 26	83	63	32.5	75.0	22	472E (ER40)
50	2 - 20	94	50	35.0	75.0	30	470E (ER32)
50	3 - 26	94	63	35.0	63.0	30	472E (ER40)

82 286 ...	£
160	107.00
161	106.00
202	87.00
203	91.00
300	86.00
301	86.00
400	93.00
401	93.00
402	92.00
500	136.00
501	136.00

Boring bar holder

▲ for turning tools with cylindrical shank
▲ Coolant supply either through the tool or via the ball-shaped spray nozzle

WNT \ Performance

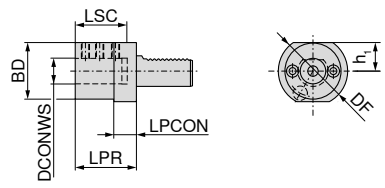

E2

DCONMS h6 mm	DCONWS H7 mm	DF mm	BD mm	h_1 mm	LPR mm	LPCON mm	LSC mm
16	6	40	32	18.0	44	13	34
16	8	40	32	18.0	44	13	34
16	10	40	32	18.0	44	13	34
16	12	40	40	18.0	44	13	34
16	16	40	40	18.0	44	13	34
20	8	50	40	23.0	50	18	41
20	10	50	40	23.0	50	18	41
20	12	50	40	23.0	50	18	41
20	16	50	40	23.0	50	18	41
20	20	50	50	23.0	50	18	41
20	25	50	50	23.0	60	18	51
25	8	58	40	25.0	50	18	41
25	10	58	40	25.0	50	18	41
25	12	58	40	25.0	50	18	41
25	16	58	40	25.0	50	18	41
25	20	58	58	25.0	50	18	41
25	25	58	58	25.0	60	18	51
30	8	68	55	28.0	60	22	51
30	10	68	55	28.0	60	22	51
30	12	68	55	28.0	60	22	51
30	16	68	55	28.0	60	22	51
30	20	68	55	28.0	60	22	51
30	25	68	55	28.0	60	22	51
30	32	68	68	28.0	75	22	61
40	8	83	55	32.5	75	22	61
40	10	83	55	32.5	75	22	61
40	12	83	55	32.5	75	22	61
40	16	83	55	32.5	75	22	61
40	20	83	55	32.5	75	22	61
40	25	83	55	32.5	75	22	61
40	32	83	83	32.5	75	22	61
40	40	83	83	32.5	90	22	76
50	12	98	68	35.0	90	30	76
50	16	98	68	35.0	90	30	76
50	20	98	68	35.0	90	30	76
50	25	98	68	35.0	90	30	76
50	32	98	68	35.0	90	30	76
50	40	98	98	35.0	90	30	76
50	50	98	98	35.0	100	30	86

82 268 ...		£
160	1)	92.00
161	1)	70.00
162	1)	70.00
163	1)	70.00
164	1)	70.00
200		65.00
201		65.00
202		65.00
203		65.00
204		65.00
205		65.00
250		106.00
251		106.00
252		106.00
253		106.00
254		106.00
255		106.00
300		63.00
301		63.00
302		63.00
303		63.00
304		63.00
305		63.00
306		63.00
400		65.00
401		65.00
402		65.00
403		65.00
404		65.00
405		65.00
406		65.00
407		65.00
500		93.00
501		93.00
502		93.00
503		89.00
504		89.00
505		89.00
506		89.00

1) Coolant supply through pipe joint

Our warehouse in your machine shop...

Access to cutting tools 24/7
With full control.

Major cashflow benefits
You only pay for the tools you use.

Zero obsolete stock
You don‘t get left with old cutting tool technology.

Major purchasing cost reduction
Only one consolidated invoice per month, with no management fee.

Scan for a comprehensive tool supply review

CERATIZIT UK & IRELAND LTD
Europa Link \ UK-Sheffield S9 1XU
Tel.: 0800 073 2 073
info.uk@ceratizit.com \ www.ceratizit.com

CERATIZIT GROUP

09/2021 - 99 022 00519