It couldn't be easier

Ordering via the Online Shop

http://cuttingtools.ceratizit.com

Competent advice also available on call

Application engineers with know-how

Monday to Friday from 8:00 am – 6:00 pm
Freephone Number: 0800 073 2075
Email: techsupport.uk@ceratizit.com

Placing your order is quick and easy

Customer Service Centre

Freephone Number: 0800 073 2073
Email: info.uk@ceratizit.com



MaxiMill – 211-DC

Additively manufactured indexable insert milling system with optimum coolant supply

SPECIAL SELECTION

VALID: 01.09.2024 – 30.11.2024

CERATIZIT is a high-technology engineering group specialised in cutting tools and hard material solutions.

Tooling a Sustainable Future

ceratizit.com

CERATIZIT GROUP





Additively manufactured MaxiMill – 211-DC indexable insert milling system with optimum coolant supply

The ideal nozzle position for decisive added value when machining heat-resistant materials.

Do you machine high-grade titanium components and super alloys?

Then we understand the daily challenges you face with these tough materials!

Maximum process security despite a high cutting speed is the order of the day – and a cost-effective solution would also be ideal! We offer you all these advantages in a single tool – our 3D-printed MaxiMill – 211-DC indexable insert milling system manufactured here at Ceratizit.

The patented shoulder mill stands out for its decisive added value when machining titanium and other heat-resistant materials, thanks to an **optimum DirectCooling supply on the indexable insert flanks.**

Because these materials in particular require the most effective possible cooling with emulsion to achieve a good machining result.

Produced with additive manufacturing, the base body of the milling cutter on the MaxiMill – 211-DC opens up scope for the complexity required for flank cooling. This creates the perfect combination of geometric and functional properties – the **ideal nozzle position**, topped off with an **insert geometry that is precisely tailored for cooling** – guaranteeing full-coverage wetting of the coolant on the indexable insert cutting surface











The numerous coolant holes inside the tool body are **compatible with standard adapters** with thro‘ coolant supply and provide a fast, simple means of ensuring direct cooling.

Test report: Service life [min] compared to standard tools

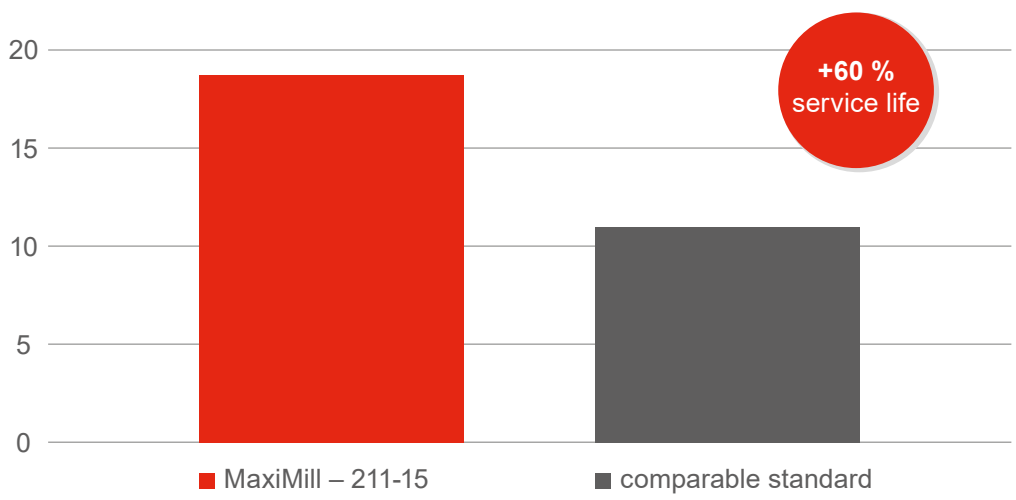

with DirectCooling (DC)

product without DirectCooling (DC)

Machine: GROB G1050
Workpiece: TiAl6V4
Tool: MaxiMill – 211-15 DC (DirectCooling)
V_c: 65 m/min
A_p: 6 mm / a_e 18 mm / f_z 0.08 mm
Coolant pressure: 80 bar



Thanks to a focused flow of coolant to the flank of the cutting edge, without standard cooling on the chip breaker, the 3D-printed MaxiMill – 211-DC manufactured here at CERATIZIT offers the same advantages as using direct cooling for turning tools. This system is primarily used for heat-resistant materials such as titanium.



MaxiMill – 211-15-DC Shell mill

Direct Cooling

κ = 90°

CERATIZIT \ Performance

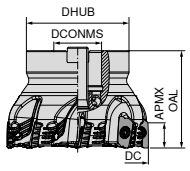



ISO designation	DC mm	OAL mm	DCONMS H6 mm	DHUB mm	APMX mm	RPMX 1/min.	Insert	ZNF	50 798 ...	£	£
											PG 2B/40
A211.40.R.04-15-DCA R08	40	45	16	38	14	18000	XDKT 1505..	4	04004	~~771.33~~	116.00
A211.40.R.04-15-DCA R40	40	45	16	38	14	18000	XDKT 1505..	4	24004	~~771.33~~	116.00
A211.50.R.05-15-DCA R40	50	45	22	45	14	15000	XDKT 1505..	5	25005	~~986.58~~	148.00
A211.50.R.05-15-DCA R08	50	45	22	45	14	15000	XDKT 1505..	5	05005	~~986.58~~	148.00
A211.63.R.06-15-DCA R40	63	50	22	48	14	14000	XDKT 1505..	6	26306	~~1,335.38~~	200.00
A211.63.R.06-15-DCA R08	63	50	22	48	14	14000	XDKT 1505..	6	06306	~~1,335.38~~	200.00
A211.80.R.08-15-DCA R08	80	55	27	58	14	12000	XDKT 1505..	8	08008	~~1,763.89~~	265.00
A211.80.R.08-15-DCA R40	80	55	27	58	14	12000	XDKT 1505..	8	28008	~~1,763.89~~	265.00

XDKT

Designation	IC mm	D1 mm	L mm	BS mm	S mm
XDKT 1505..	9.3	4.4	14.8	1.9	5.56
XDKT 1505..	9.3	4.4	14.8	1.6	5.56
XDKT 1505..	9.3	4.4	14.8	1.2	5.56

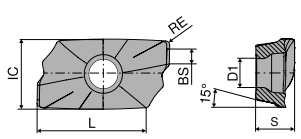

XDKT

CERATIZIT \ Performance

NEW

-F40
CTCS245

DRAGONSKIN



XDKT

NEW

-F40
CTC5240

DRAGONSKIN



XDKT

ISO	RE mm	51 165 ...	£	£	51 165 ...	£	£
				PG 1H/17			PG 1H/17
150508ER	0.8	50801	~~29.60~~	22.20	10801	~~29.60~~	22.20
150532ER	3.2	53201	~~29.60~~	22.20	13201	~~29.60~~	22.20
150540ER	4.0	54001	~~29.60~~	22.20	14001	~~29.60~~	22.20

P		
M		
K		
N		
S	●	●
H		
O		



Customer Service Centre
Freephone: 0800 073 2 073
Email: info.uk@ceratizit.com

Ordering via the Online Shop
http://cuttingtools.ceratizit.com





TABLE OF CONTENTS

Customer Case Study
Page 6+7

SPECIAL OFFERS
Page 8



HSS drilling
Page 10+11 — Further tools can be found in the main catalogue, chapter 1



Solid carbide drilling
Page 13–23 — Further tools can be found in the main catalogue, chapter 2



Indexable insert drills
Page 25–28 — Further tools can be found in the main catalogue, chapter 3



Reaming
Page 30–32 — Further tools can be found in the main catalogue, chapter 4



HSS Taps
Page 34 — Further tools can be found in the main catalogue, chapter 6



Thread milling cutters
Page 36 — Further tools can be found in the main catalogue, chapter 7



Thread turning
Page 38 — Further tools can be found in the main catalogue, chapter 8



Turning Tools
Page 40–46 — Further tools can be found in the main catalogue, chapter 9



EcoCut
Page 48 — Further tools can be found in the main catalogue, chapter 10



Grooving Tools
Page 50+51 — Further tools can be found in the main catalogue, chapter 11



Miniature turning tools
Page 53–55 — Further tools can be found in the main catalogue, chapter 12



Solid Carbide milling cutters
Page 57–70 — Further tools can be found in the main catalogue, chapter 14



Milling tools with indexable inserts
Page 72–80 — Further tools can be found in the main catalogue, chapter 15



Rotating toolholders
Page 82–88 — Further tools can be found in the Catalogue – Clamping technology, chapter 16



Toolholders, static + driven tools
Page 89–92 — Further tools can be found in the Catalogue – Clamping technology, chapter 16



CentriClamp – ZSG 4
Page 93 — Further tools can be found in the Catalogue – Clamping technology, chapter 17

Colour code information

P	Steel
M	Stainless steel
K	Cast iron
N	Non-ferrous metals
S	Heat-resistant
H	Tempered steel
O	Non metal materials

SEE THE **NEW**
SPECIAL SELECTION E-CATALOGUE

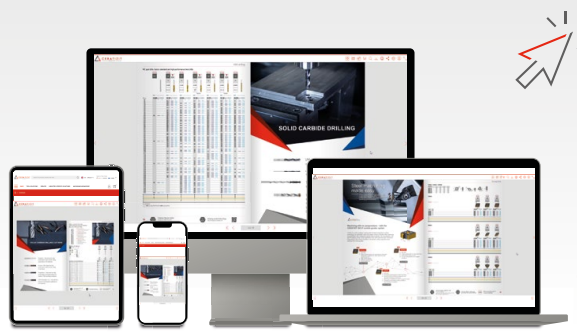

Download your e-Catalogue here

cts.ceratizit.com/gb/en/special-selection







FULLY AUTOMATED FOR THE FUTURE | ROSS PNEUMATROL WORKS WITH CERATIZIT UK & IRELAND LTD AND WHITEHOUSE MACHINE TOOLS TO IMPLEMENT AUTOMATED MACHINING

Lancashire-based ROSS Pneumatrol Ltd, part of the ROSS Controls Group, is a leading manufacturer of pneumatic solenoid valves and cylinders, for both hazardous and non-hazardous environments. The Lancashire-based company services the chemical, petrochemical, pharmaceutical industries as well as specialised solutions for the rail industry.

Over the last five years ROSS Pneumatrol has seen impressive growth across all sectors it serves. They have embarked on a capital investment program, to improve productivity and efficiencies by investing in fully automated machining centres. This is where Whitehouse Machine Tools and CERATIZIT UK & Ireland Ltd stepped in to help ROSS Pneumatrol.

Whitehouse Machine Tools based in Kenilworth Warwickshire, a CNC machine tool distributor who supply the latest and most technologically advanced machine tools and machining solutions to engineering firms across the UK, have worked with ROSS Pneumatrol for a number of years. Having already supplied the company with a number of machine tools, in a relationship spanning more than 20 years, Whitehouse knew exactly what to suggest for Pneumatrol.

The new machines, a Brother Speedio S700X2, working alongside a Feedio automation system, and a Brother Speedio F600X1, paired with a CubeBox automation system allowed the engineers at ROSS Pneumatrol to set up fully automated machining processes. Whitehouse ensured that the new machines, as high performance as they are advanced, would be faster, more dynamic and more energy efficient than their predecessors.

Terry Turner, Business Development Manager at Whitehouse Machine Tools, worked closely with ROSS Pneumatrol to organise the installation of the new machines. He explained, ‘I’ve worked with ROSS Pneumatrol for a long time now, so, for me, it was important that our fully automated solutions would be the perfect fit for the company. The automated systems for both machines, the Feedio and the CubeBox, were specifically chosen to best suit the needs of ROSS Pneumatrol with the CubeBox being installed for its unique advantages. Offering a compact delivery system, which can be used alongside a wide range of machines, the CubeBox’s drawer design means that many components can be stored and fed into the machine whilst taking up a small footprint of the shop floor. Offering more walk-away time than many of its competitors, the CubeBox seemed to be a perfect fit for working alongside the Speedio F600X.’

However, as impressive and advanced as the installation of the new machines was, as Jamie Dummer, Managing Director for ROSS Pneumatrol, stated ‘these machines are only going to be able to run 24/7 efficiently and reliably if the whole system is optimised. That’s where our partnership with CERATIZIT UK & Ireland Ltd was incredibly beneficial’. ROSS Pneumatrol asked CERATIZIT UK & Ireland Ltd, in collaboration with Whitehouse Machine Tools, to fully tool their new machines. With one machine tool designated for machining aluminium parts, and the other for machining stainless steel, Matt Darbyshire, Technical Sales Engineer for CERATIZIT UK & Ireland Ltd, and Stuart Brooks, Application Sales Engineer for CERATIZIT UK & Ireland Ltd, had to carefully consider each different manufacturing process when making their recommendations.



As well as the fact that ROSS Pneumatrol manufactures high-tolerance safety equipment, the automated machines, and the lights out running they allowed for, meant that the tooling needed to guarantee precision whilst also ensuring lights-out reliability. Jamie Dummer explains, ‘as soon as a tool breaks on the machine, the machine will stop its automated running. If this happens at the start of the weekend, with no one to tend the machine until we reopen on Monday, then that’s a lot of parts we’ve missed out on machining, and, ultimately, a lot of money we’ve lost.’

The Brother Speedio S700X2 Feedio cell was tooled with CERATIZIT’s AluLine DLC Cutters. Optimised for cutting into aluminium, with a specialised coating which ensures smooth machining, the AluLine cutters offered ROSS Pneumatrol high-performance and high-tolerance tooling, and long tool life that could handle the number of parts they were machining. Looking to the other machine, the Brother Speedio F600X1, paired with CubeBox automation system, Matt and Stuart chose tooling from CERATIZIT’s SilverLine range of cutters for stainless steel. On a machining process manufacturing valve bodies, the SilverLine cutters allowed the machine to run at higher feeds and speeds, whilst also producing higher quality machined parts.

Speaking to Matt Darbyshire, he commented how ‘we had a lot to think about when tooling these machines. But working in collaboration with Whitehouse Machine Tools meant that we could get a real, in-depth understanding of the machines, their capabilities and the tooling performance they needed. That definitely helped me and Stuart tool the machines, and hopefully it gave Pneumatrol more confidence in the tooling and machines they were investing in as well’.

With both machines and fully automated machine systems up and running, ROSS Pneumatrol saw immediate and dramatic positive results. The new machines, as promised by Whitehouse Machine Tools, consumed significantly less energy, with an energy consumption reduction of an astounding 80%. The results in terms of productivity and profitability were even more impressive. ROSS Pneumatrol estimates that the machines have led to an increase of 60% productivity, and a huge 30% reduction in cycle time for both processes.

Tommy Cooney, Operations Manager at ROSS Pneumatrol, explained ‘after conducting extensive market research to identify which solution best supported our manufacturing automation strategy, it became clear that Whitehouse Machine tools and CERATIZIT UK & Ireland were the clear partner of choice to support this strategy. The Brother Speedio S700 X2 and F600 X1machines supported by Feedio and Cubeox automation solutions provided us with the performance, reliability and flexibility we required to support our productivity growth. These solutions supported by CERATIZIT UK & Ireland cutting tool technology supported our current capability to run 72 hours per week manned production to running 168 hours per week with 96 hours of total unmanned running.

‘It’s important to stress that both Whitehouse Machine Tools and CERATIZIT UK & Ireland Ltd. didn’t just supply us with what we needed and then left.’ Continues Jamie Dummer, ‘Both have provided us with an unbelievable level of support, and that’s why we’ve had such long-standing relationships with both. Matt and Stuart from CERATIZIT UK & Ireland Ltd. regularly visit us to restock our CERATIZIT vending machines and check that everything is running smoothly. The technical advice they’re able to provide us, in terms of feeds, speeds and tooling data is as important as the tooling itself. It’s the collaboration, support, advice and guidance from both Whitehouse Machine Tools and CERATIZIT UK & Ireland Ltd that’s enabled us to implement these automated systems that have worked wonders for our company.’

Customer Service Centre
Freephone: 0800 073 2 073
Email: info.uk@ceratizit.com

Ordering via the Online Shop
http://cuttingtools.ceratizit.com

Our ToolSupply solutions
at a glance!

myTOM
The functional

- own-article management
- compartments with integrated power outlets

myTOM
The flexible

- own-article management
- drawers can be individually adapted to your needs



Tool-O-Mat
The compact

- vending solution for approx. 60 articles
- lift system allows storing of heavy articles

Tool-O-Mat
The spacious

- vending solution for approx. 250 articles
- flexible storage locations for maximum efficiency

cutting.tools/gb/en/tool-supply

Adjustable single angle milling cutter C 4500

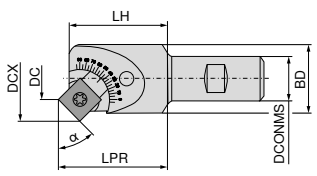



UKS

Designation	DCONMS	DC	DCX	LH	BD	LPR	50 690 ...	PG 2B/40	
	mm	mm	mm	mm	mm	mm		£	£
C490.20.R.01	16.0	1.6-11.1	20.1-23.6	32.0	18.65	23.9-34.6	01600	~~184.08~~	104.90
C490.26.R.01	20.0	1.1-14.1	26.6-31.5	37.0	25.00	38.2-40.6	02000	~~213.57~~	125.88

Solid Carbide HPC End milling cutter Set

▲ **Set consists of article numbers:**
5407006200, 5407008200, 5407010200 and 5407012200



	95 070 ...	PG Y5	
		£	£
Set	99900	~~120.00~~	61.89

UltraMini – Set

▲ internal turning, grooving and chamfering



UKS

	73 085 ...	PG Y5	
		£	£
Set	999	~~1,269.74~~	293.72

Universal 3D-tester

▲ Quick and accurate positioning
▲ For locating and/or setting the zero point of the workpiece
▲ with adjustable concentricity
▲ Usable in all 3 axes (x, y, z)
▲ For all CNC and erosion machines (insulation between stylus and case)
▲ Reading of actual dimensions is independent of direction
▲ Reading precision 0.01 mm

Scope of supply
3D tester including tracer insert and Allen key

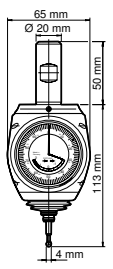



UKS

	85 290 ...		
		£	£
Universal 3D-Tester HQ	100	~~420.01~~	283.23

Zero height setting gauge



UKS

Designation	Height	85 900 ...	PG Y7	
	mm		£	£
Zero height setting gauge	100	018	~~280.17~~	78.68

Assembly device for ISO adapters

▲ Aluminium



UKS

Collet chuck	80 720 ...	PG Y7	
		£	£
SK 30	030	~~265.76~~	57.70
SK 40	040	~~265.76~~	62.94
SK 50	050	~~442.13~~	68.19

Twist drill sets DIN 338 – Type N short

▲ In metal box
▲ In 0.1 mm steps



UKS

	ø	10 158 ...	PG T2	
	mm		£	£
0.1 mm steps	1.0–5.9	050	~~96.94~~	45.00
0.1 mm steps	6.0–10	100	~~201.37~~	90.00

Set: MiniCut size 9

▲ **1 grooving insert**
– 73 310 210 hole Ø 9 mm
▲ **1 NC fine turning insert**
– 73 314 120 hole Ø 9 mm
▲ **2 inserts for copy turning**
– 73 386 136 hole Ø 9 mm
– 73 322 236 hole Ø 9 mm
▲ **1 insert for chamfering and profiling**
– 73 334 110 hole Ø 9 mm
▲ **1 tool holder>**
– 73 522 125
▲ **1 clamping key**
– 70 950 105



	73 528 ...	PG U1	
		£	£
Set	125	~~347.20~~	104.90

Countersink 90°, DIN 335-C

▲ included in the set:
6.3 mm, 8.3 mm, 10.4 mm, 12.4 mm, 16.5 mm and 20.5 mm



UKS

	30 100 ...	PG U1	
		£	£
Set	999	~~156.74~~	31.47

Cleaning propeller

▲ Chip and emulsion removal or drying processes via the tool spindle
▲ Simple replacement of the rotor blades

WNT \ Standard

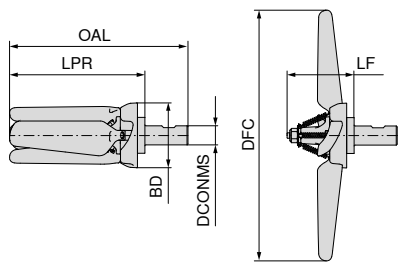

UKS





IK central

DCONMS	OAL	LPR	LF	DFC	BD	RPMX	80 399 ...	PG Y7	
mm	mm	mm	mm	mm	mm	1/min.		£	£
20	186.3	141.3	69.75	254	67.68	5000 - 8000	02000	~~571.13~~	141.62

Assembly fixture for tool holders

▲ gripping by roller
▲ secure clamping
▲ quick assembly, no additional clamping necessary

WNT \ Standard

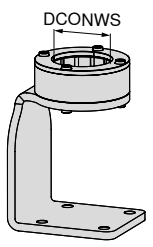



UKS

Adapter	DCONWS	80 722 ...	PG Y7	
	mm		£	£
HSK 32, PSC 32	32.0	032	~~383.66~~	125.88
HSK 40, PSC 40	40.0	040	~~383.66~~	125.88
MAS-BT 30	46.0	046	~~336.91~~	104.90
DIN 69871 / DIN 2080 - SK 30, HSK 50, PSC 50	50.0	050	~~336.91~~	104.90
DIN 69871 / DIN 2080 - SK 40, HSK 63, PSC 63, MAS-BT 40, ANSI-CAT 40	63.0	063	~~336.91~~	104.90
DIN 69871 - SK 50	97.5	097	~~670.44~~	209.80
HSK 100, MAS-BT 50, ANSI-CAT 50	100.0	100	~~670.44~~	209.80

SPECIAL OFFER
TWIST DRILL SETS
SAVE 70%
ONLY £10
PER SET
Art. Nr.: 10 107 999

Customer Service Centre
Freephone: 0800 073 2 073
Email: info.uk@ceratizit.com

Ordering via the Online Shop
http://cuttingtools.ceratizit.com

HSS DRILLING



UNI – universal geometry for all applications and materials up to 10xD.



WT – problem solver for difficult to machine materials and applications.



VX – high performance drill for all applications – nominal shank.

NC spot drills, factory standard and high-performance twist drills



WNT \ Performance

DC h8/h6 mm	10 520 ... PG T2	£	£
0.90			
1.00			
1.10			
1.20			
1.25			
1.30			
1.40			
1.45			
1.50			
1.55			
1.60			
1.65			
1.70			
1.80			
1.90			
2.00			
2.10			
2.20			
2.30			
2.38			
2.40			
2.50			
2.55			
2.60			
2.70			
2.78			
2.80			
2.90			
3.00	030	~~9.80~~	8.41
3.10			
3.17			
3.20			
3.25			
3.30			
3.40			
3.50			
3.57			
3.60			
3.70			
3.80			
3.90			
3.97			
4.00	040	~~10.08~~	8.57
4.10			
4.20			
4.25			
4.30			
4.37			
4.40			
4.50			
4.60			
4.65			
4.70			
4.76			
4.80			
4.90			
4.95			
5.00	050	~~10.65~~	9.05
5.05			
5.10			
5.16			
5.20			
5.30			
5.40			
5.50			
5.55			
5.56			
5.60			
5.70			
5.75			
5.80			
5.90			
5.95			
6.00	060	~~10.65~~	9.05
6.10			
6.20			
6.30			
6.35			
6.40			
6.50			
6.60			
6.70			
6.75			
6.80			
6.90			
7.00			

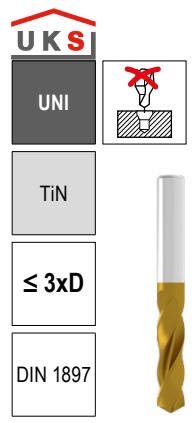

WNT \ Performance

DC h8/h6 mm	10 107 ... PG T2	£	£
0.90			
1.00	010 1)	~~6.44~~	5.48
1.10	011 1)	~~6.44~~	5.48
1.20	012 1)	~~6.09~~	5.18
1.25			
1.30	013 1)	~~6.44~~	5.48
1.40	014 1)	~~6.27~~	5.33
1.45			
1.50	015 1)	~~5.84~~	4.96
1.55			
1.60	016 1)	~~5.84~~	4.96
1.65			
1.70	017 1)	~~5.52~~	4.69
1.80	018 1)	~~5.84~~	4.96
1.90	019 1)	~~5.84~~	4.96
2.00	020 1)	~~5.13~~	4.36
2.10	021 1)	~~5.52~~	4.69
2.20	022 1)	~~6.09~~	5.18
2.30	023 1)	~~5.90~~	5.01
2.38	238 1)	~~5.90~~	5.01
2.40	024 1)	~~6.09~~	5.18
2.50	025 1)	~~5.52~~	4.69
2.55			
2.60	026 1)	~~6.09~~	5.18
2.70	027 1)	~~6.44~~	5.48
2.78	278 1)	~~6.44~~	5.48
2.80	028 1)	~~6.44~~	5.48
2.90	029 1)	~~6.44~~	5.48
3.00	030 1)	~~5.84~~	4.96
3.10	031 1)	~~6.27~~	5.33
3.17	317 1)	~~6.09~~	5.18
3.20	032 1)	~~5.90~~	5.01
3.25			
3.30	033 1)	~~6.44~~	5.48
3.40	034 1)	~~6.66~~	5.66
3.50	035 1)	~~6.44~~	5.48
3.57	357 1)	~~6.66~~	5.66
3.60	036 1)	~~6.66~~	5.66
3.70	037 1)	~~7.01~~	5.96
3.80	038 1)	~~6.85~~	5.82
3.90	039 1)	~~7.75~~	6.59
3.97	397 1)	~~7.37~~	6.27
4.00	040 1)	~~6.85~~	5.82
4.10	041 1)	~~7.24~~	6.16
4.20	042 1)	~~7.01~~	5.96
4.25			
4.30	043 1)	~~7.41~~	6.29
4.37	437 1)	~~9.89~~	8.41
4.40	044 1)	~~8.36~~	7.10
4.50	045 1)	~~7.41~~	6.29
4.60	046 1)	~~8.13~~	6.91
4.65			
4.70	047 1)	~~8.56~~	7.28
4.76	476 1)	~~8.56~~	7.28
4.80	048 1)	~~8.66~~	7.37
4.90	049 1)	~~9.60~~	8.16
4.95			
5.00	050 1)	~~7.57~~	6.44
5.05			
5.10	051 1)	~~10.13~~	8.61
5.16	516 1)	~~13.11~~	11.15
5.20	052 1)	~~12.55~~	10.67
5.30	053 1)	~~13.28~~	11.29
5.40	054 1)	~~13.11~~	11.15
5.50	055 1)	~~9.79~~	8.32
5.55			
5.56	556 1)	~~10.90~~	9.26
5.60	056 1)	~~16.83~~	13.63
5.70	057 1)	~~16.24~~	13.80
5.75			
5.80	058 1)	~~17.15~~	14.58
5.90	059 1)	~~17.35~~	14.75
5.95	595 1)	~~19.02~~	16.17
6.00	060 1)	~~9.79~~	8.32
6.10	061 1)	~~18.45~~	15.68
6.20	062 1)	~~18.80~~	15.98
6.30	063 1)	~~20.47~~	17.39
6.35	635 1)	~~20.29~~	17.25
6.40	064 1)	~~20.82~~	17.70
6.50	065 1)	~~11.43~~	9.72
6.60	066 1)	~~21.56~~	18.33
6.70	067 1)	~~21.96~~	18.66
6.75	675 1)	~~16.80~~	14.29
6.80	068 1)	~~22.49~~	19.11
6.90	069 1)	~~22.67~~	19.27
7.00	070 1)	~~13.11~~	11.15

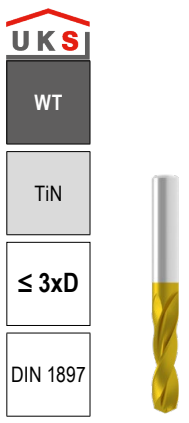

WNT \ Performance

DC h8/h6 mm	10 110 ... PG T2	£	£
0.90			
1.00	010	~~6.66~~	5.66
1.10	011	~~7.02~~	5.97
1.20	012	~~6.66~~	5.66
1.25			
1.30	013	~~7.02~~	5.97
1.40	014	~~7.02~~	5.97
1.45			
1.50	015	~~6.66~~	5.66
1.55			
1.60	016	~~6.66~~	5.66
1.65			
1.70	017	~~6.27~~	5.33
1.80	018	~~6.66~~	5.66
1.90	019	~~6.66~~	5.66
2.00	020	~~5.84~~	4.96
2.10	021	~~6.27~~	5.33
2.20	022	~~6.66~~	5.66
2.30	023	~~6.66~~	5.66
2.38			
2.40	024	~~7.02~~	5.97
2.50	025	~~6.09~~	5.18
2.55			
2.60	026	~~7.02~~	5.97
2.70	027	~~7.41~~	6.29
2.78			
2.80	028	~~7.41~~	6.29
2.90	029	~~7.41~~	6.29
3.00	030	~~6.27~~	5.33
3.10	031	~~7.24~~	6.16
3.17			
3.20	032	~~6.85~~	5.82
3.25			
3.30	033	~~7.41~~	6.29
3.40	034	~~7.41~~	6.29
3.50	035	~~6.66~~	5.66
3.57			
3.60	036	~~7.41~~	6.29
3.70	037	~~8.02~~	6.82
3.80	038	~~7.41~~	6.29
3.90	039	~~8.02~~	6.82
3.97			
4.00	040	~~6.85~~	5.82
4.10	041	~~7.41~~	6.29
4.20	042	~~7.41~~	6.29
4.25			
4.30	043	~~8.36~~	7.10
4.37			
4.40	044	~~8.56~~	7.28
4.50	045	~~7.02~~	5.97
4.60	046	~~9.30~~	7.91
4.65	465	~~9.66~~	8.21
4.70	047	~~9.66~~	8.21
4.76			
4.80	048	~~9.66~~	8.21
4.90	049	~~9.66~~	8.21
4.95			
5.00	050	~~7.78~~	6.62
5.05			
5.10			
5.16			
5.20	052	~~9.66~~	8.21
5.30	053	~~10.08~~	8.57
5.40			
5.50	055	~~8.36~~	7.10
5.55	555	~~10.65~~	9.05
5.56			
5.60	056	~~10.65~~	9.05
5.70	057	~~10.65~~	9.05
5.75			
5.80	058	~~10.65~~	9.05
5.90	059	~~11.04~~	9.37
5.95			
6.00	060	~~9.12~~	7.75
6.10			
6.20			
6.30			
6.35			
6.40	064	~~14.94~~	12.67
6.50	065	~~10.65~~	9.05
6.60			
6.70			
6.75			
6.80	068	~~15.55~~	13.22
6.90			
7.00	070	~~12.89~~	10.96

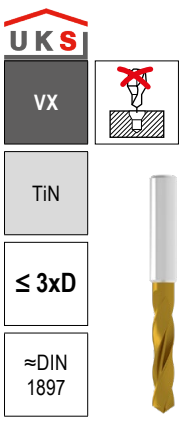

WNT \ Performance

DC h8/h6 mm	10 122 ... PG T2	£	£
0.90			
1.00			
1.10			
1.20			
1.25			
1.30			
1.40			
1.45			
1.50			
1.55			
1.60			
1.65			
1.70			
1.80			
1.90			
2.00	020	~~12.55~~	10.67
2.10	021	~~14.21~~	12.08
2.20	022	~~15.32~~	13.02
2.30	023	~~15.32~~	13.02
2.38			
2.40	024	~~16.03~~	13.63
2.50	025	~~14.01~~	11.92
2.55			
2.60	026	~~16.03~~	13.63
2.70	027	~~16.58~~	14.10
2.78			
2.80	028	~~16.58~~	14.10
2.90	029	~~16.58~~	14.10
3.00	030	~~15.32~~	13.02
3.10	031	~~15.32~~	13.02
3.17			
3.20	032	~~15.32~~	13.02
3.25			
3.30	033	~~15.32~~	13.02
3.40	034	~~15.32~~	13.02
3.50	035	~~14.56~~	12.38
3.57			
3.60	036	~~16.27~~	13.83
3.70	037	~~16.58~~	14.10
3.80	038	~~16.24~~	13.80
3.90	039	~~16.58~~	14.10
3.97			
4.00	040	~~13.48~~	11.46
4.10	041	~~13.48~~	11.46
4.20	042	~~14.21~~	12.08
4.25			
4.30	043	~~14.94~~	12.69
4.37			
4.40	044	~~16.96~~	14.41
4.50	045	~~14.01~~	11.92
4.60	046	~~17.71~~	15.05
4.65			
4.70	047	~~18.06~~	15.36
4.76			
4.80	048	~~18.06~~	15.36
4.90	049	~~18.06~~	15.36
4.95			
5.00	050	~~15.32~~	13.02
5.05			
5.10	051	~~17.71~~	15.05
5.16			
5.20	052	~~18.25~~	15.51
5.30	053	~~18.45~~	15.68
5.40	054	~~20.47~~	17.39
5.50	055	~~16.24~~	13.80
5.55	555	~~20.47~~	17.39
5.56			
5.60	056	~~20.47~~	17.39
5.70	057	~~20.47~~	17.39
5.75			
5.80	058	~~20.47~~	17.39
5.90	059	~~20.47~~	17.39
5.95			
6.00	060	~~17.15~~	14.58
6.10	061	~~26.56~~	22.57
6.20	062	~~26.56~~	22.57
6.30	063	~~31.71~~	26.96
6.35			
6.40	064	~~27.54~~	23.40
6.50	065	~~20.12~~	17.10
6.60	066	~~32.29~~	27.43
6.70	067	~~32.29~~	27.43
6.75			
6.80	068	~~35.31~~	30.01
6.90	069	~~34.84~~	29.61
7.00	070	~~26.56~~	22.57

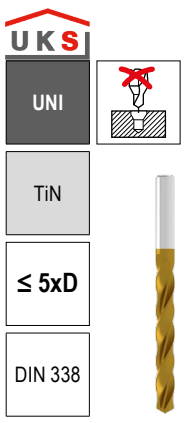

WNT \ Performance

DC h8/h6 mm	10 171 ... PG T2	£	£
0.90	009 1)	~~5.54~~	4.71
1.00	010 1)	~~5.54~~	4.71
1.10	011 1)	~~5.54~~	4.71
1.20	012 1)	~~6.27~~	5.33
1.25	125 1)	~~5.90~~	5.01
1.30	013 1)	~~5.90~~	5.01
1.40	014 1)	~~5.54~~	4.71
1.45	145 1)	~~5.54~~	4.71
1.50	015 1)	~~5.16~~	4.38
1.55	155 1)	~~5.54~~	4.71
1.60	016 1)	~~5.54~~	4.71
1.65	165 1)	~~5.72~~	4.86
1.70	017 1)	~~5.72~~	4.86
1.80	018 1)	~~5.54~~	4.71
1.90	019 1)	~~5.72~~	4.86
2.00	020 1)	~~5.13~~	4.36
2.10	021 1)	~~6.27~~	5.33
2.20	022 1)	~~6.27~~	5.33
2.30	023 1)	~~6.27~~	5.33
2.38	238 1)	~~6.27~~	5.33
2.40	024 1)	~~6.27~~	5.33
2.50	025 1)	~~5.31~~	4.51
2.55	255 1)	~~6.27~~	5.33
2.60	026 1)	~~6.27~~	5.33
2.70	027 1)	~~6.27~~	5.33
2.78	278 1)	~~7.41~~	6.29
2.80	028 1)	~~6.27~~	5.33
2.90	029 1)	~~6.44~~	5.48
3.00	030 1)	~~5.31~~	4.51
3.10	031 1)	~~6.44~~	5.48
3.17	317 1)	~~6.09~~	5.18
3.20	032 1)	~~5.84~~	4.96
3.25	325 1)	~~6.65~~	5.65
3.30	033 1)	~~5.84~~	4.96
3.40	034 1)	~~6.83~~	5.80
3.50	035 1)	~~5.84~~	4.96
3.57	357 1)	~~7.01~~	5.96
3.60	036 1)	~~7.01~~	5.96
3.70	037 1)	~~7.01~~	5.96
3.80	038 1)	~~7.41~~	6.29
3.90	039 1)	~~7.75~~	6.59
3.97	397 1)	~~8.13~~	6.91
4.00	040 1)	~~6.09~~	5.18
4.10	041 1)	~~7.37~~	6.27
4.20	042 1)	~~7.37~~	6.27
4.25	425 1)	~~7.78~~	6.62
4.30	043 1)	~~7.75~~	6.59
4.37	437 1)	~~8.34~~	7.06
4.40	044 1)	~~7.78~~	6.62
4.50	045 1)	~~7.75~~	6.59
4.60	046 1)	~~8.31~~	7.06
4.65	465 1)	~~8.48~~	7.21
4.70	047 1)	~~8.56~~	7.28
4.76	476 1)	~~8.48~~	7.21
4.80	048 1)	~~8.31~~	7.06
4.90	049 1)	~~8.48~~	7.21
4.95	495 1)	~~8.48~~	7.21
5.00	050 1)	~~7.41~~	6.29
5.05	505 1)	~~8.48~~	7.21
5.10	051 1)	~~8.48~~	7.21
5.16	516 1)	~~9.30~~	7.91
5.20	052 1)	~~9.42~~	7.75
5.30	053 1)	~~9.42~~	7.75
5.40	054 1)	~~9.89~~	8.41
5.50	055 1)	~~10.13~~	8.61
5.55	555 1)	~~11.56~~	9.83
5.56	556 1)	~~11.56~~	9.83
5.60	056 1)	~~10.08~~	8.57
5.70	057 1)	~~10.08~~	8.57
5.75	575 1)	~~10.08~~	8.57
5.80	058 1)	~~10.08~~	8.57
5.90	059 1)	~~10.08~~	8.57
5.95	595 1)	~~12.89~~	10.96
6.00	060 1)	~~9.89~~	8.41
6.10	061 1)	~~11.18~~	9.50
6.20	062 1)	~~11.18~~	9.50
6.30	063 1)	~~11.18~~	9.50
6.35	635 1)	~~11.97~~	10.18
6.40	064 1)	~~11.97~~	10.18
6.50	065 1)	~~11.85~~	9.39
6.60	066 1)	~~11.97~~	10.18
6.70	067 1)	~~11.97~~	10.18
6.75	675 1)	~~16.42~~	13.95
6.80	068 1)	~~13.55~~	11.52
6.90	069 1)	~~13.55~~	11.52
7.00	070 1)	~~11.56~~	9.83

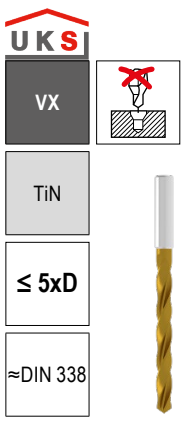

WNT \ Performance

DC h8/h6 mm	10 124 ... PG T2	£	£
0.90			
1.00			
1.10			
1.20			
1.25			
1.30			
1.40			
1.45			
1.50			
1.55			
1.60			
1.65			
1.70			
1.80			
1.90			
2.00	020	~~16.27~~	13.83
2.10	021	~~18.62~~	15.83
2.20	022	~~18.62~~	15.83
2.30	023	~~18.62~~	15.83
2.38			
2.40	024	~~18.62~~	15.83
2.50	025	~~18.62~~	15.83
2.55			
2.60	026	~~18.62~~	15.83
2.70	027	~~18.62~~	15.83
2.78			
2.80	028	~~18.62~~	15.83
2.90	029	~~18.62~~	15.83
3.00	030	~~17.71~~	15.05
3.10	031	~~20.29~~	17.25
3.17			
3.20	032	~~20.29~~	17.25
3.25			
3.30	033	~~20.29~~	17.25
3.40	034	~~20.29~~	17.25
3.50	035	~~20.29~~	17.25
3.57			
3.60	036	~~22.58~~	19.20
3.70	037	~~22.58~~	19.20
3.80	038	~~22.58~~	19.20
3.90	039	~~22.58~~	19.20
3.97			
4.00	040	~~22.58~~	19.20
4.10	041	~~26.47~~	22.25
4.20	042	~~27.66~~	23.51
4.25			
4.30	043	~~26.47~~	22.25
4.37			
4.40	044	~~26.47~~	22.25
4.50	045	~~26.47~~	22.25
4.60	046	~~29.60~~	25.24
4.65	465	~~29.60~~	25.24
4.70	047	~~29.60~~	25.24
4.76			
4.80	048	~~29.60~~	25.24
4.90	049	~~29.60~~	25.24
4.95			
5.00	050	~~32.29~~	27.43
5.05			
5.10	051	~~32.29~~	27.43
5.16			
5.20	052	~~32.29~~	27.43
5.30	053	~~35.61~~	30.27
5.40	054	~~35.61~~	30.27
5.50	055	~~32.29~~	27.43
5.55	555	~~37.04~~	31.48
5.56			
5.60	056	~~37.04~~	31.48
5.70	057	~~37.04~~	31.48
5.75			
5.80	058	~~37.04~~	31.48
5.90	059	~~37.04~~	31.48
5.95			
6.00	060	~~35.21~~	29.93
6.10	061	~~43.49~~	36.97
6.20	062	~~43.49~~	36.97
6.30	063	~~43.49~~	36.97
6.35			
6.40	064	~~43.49~~	36.97
6.50	065	~~43.49~~	36.97
6.60	066	~~46.65~~	39.65
6.70	067	~~46.65~~	39.65
6.75			
6.80	068	~~46.65~~	39.65
6.90	069	~~46.65~~	39.65
7.00	070	~~46.65~~	39.65

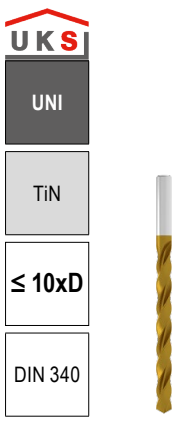

WNT \ Performance

DC h8/h6 mm	10 270 ... PG T2	£	£
0.90			
1.00	010	~~10.04~~	8.53
1.10	011	~~11.19~~	9.51
1.20	012	~~12.50~~	10.63
1.25			
1.30	013	~~12.33~~	10.48
1.40	014	~~12.16~~	10.35
1.45			
1.50	015	~~10.59~~	9.01
1.55			
1.60	016	~~12.50~~	10.63
1.65			
1.70	017	~~13.66~~	11.61
1.80	018	~~13.04~~	11.09
1.90	019	~~13.95~~	11.86
2.00	020	~~10.35~~	8.80
2.10	021	~~11.95~~	10.15
2.20	022	~~12.16~~	10.35
2.30	023	~~11.95~~	10.15
2.38			
2.40	024	~~11.07~~	9.41
2.50	025	~~10.59~~	9.01
2.55			
2.60	026	~~12.16~~	10.35
2.70	027	~~12.88~~	10.95
2.78			
2.80	028	~~12.33~~	10.48
2.90	029	~~12.88~~	10.95
3.00	030	~~11.41~~	9.70
3.10	031	~~13.66~~	11.61
3.17			
3.20	032	~~12.66~~	10.76
3.25			
3.30	033	~~13.42~~	11.40
3.40	034	~~13.95~~	11.86
3.50	035	~~13.66~~	11.61
3.57			
3.60	036	~~14.14~~	12.02
3.70	037	~~13.76~~	11.70
3.80	038	~~13.24~~	11.26
3.90	039	~~14.82~~	12.60
3.97			
4.00	040	~~14.48~~	12.30
4.10	041	~~14.73~~	12.51
4.20	042	~~14.14~~	12.02
4.25			
4.30	043	~~15.78~~	13.41
4.37			
4.40	044	~~13.95~~	11.86
4.50	045	~~14.82~~	12.60
4.60	046	~~14.30~~	12.16
4.65			
4.70	047	~~16.54~~	14.06
4.76			
4.80	048	~~16.09~~	13.68
4.90	049	~~16.34~~	13.87
4.95			
5.00	050	~~16.54~~	14.06
5.05			
5.10	051	~~18.29~~	15.55
5.16			
5.20	052	~~17.95~~	15.25
5.30	053	~~19.74~~	16.78
5.40	054	~~21.56~~	18.33
5.50	055	~~17.19~~	14.61
5.55			
5.56			
5.60	056	~~22.47~~	19.10
5.70	057	~~24.82~~	21.10
5.75			
5.80	058	~~21.79~~	18.51
5.90	059	~~24.31~~	20.65
5.95			
6.00	060	~~20.65~~	17.56
6.10	061	~~24.49~~	20.82
6.20	062	~~21.97~~	18.67
6.30	063	~~24.49~~	20.82
6.35			
6.40	064	~~22.29~~	18.93
6.50	065	~~21.40~~	18.19
6.60	066	~~24.67~~	20.97
6.70	067	~~25.34~~	21.51
6.75			
6.80	068	~~27.16~~	23.09
6.90	069	~~28.16~~	23.93
7.00	070	~~25.55~~	21.72

P	●		●		●	●	●	●
M	○		●		●	●	●	●
K	●		●		●	●	●	●
N	○		○		○	○	○	○
S	○		○		●	○	○	○
H					○			
O	○		○			○	○	○	○

1) self-centering

Ø DC $_{h8}$ for Type UNI, WT and VX / **Ø DC**$_{h6}$ for Type NC-A

Customer Service Centre
Freephone: 0800 073 2 073
Email: info.uk@ceratizit.com

Ordering via the Online Shop
http://cuttingtools.ceratizit.com

NC spot drills, factory standard and high-performance twist drills

	10 520 ...	10 107 ...	10 110 ...	10 122 ...	10 171 ...	10 124 ...	10 270 ...
	UKS	UKS	UKS	UKS	UKS	UKS	UKS
Type	NC-A	UNI	WT	VX	UNI	VX	UNI
Coating		TiN	TiN	TiN	TiN	TiN	TiN
Drilling depth		≤ 3xD	≤ 3xD	≤ 3xD	≤ 5xD	≤ 5xD	≤ 10xD
Standard		DIN 1897	DIN 1897	≈DIN 1897	DIN 338	≈DIN 338	DIN 340
Brand	WNT \ Performance	WNT \ Performance	WNT \ Performance	WNT \ Performance	WNT \ Performance	WNT \ Performance	WNT \ Performance









DC h8/h6 mm	10 520 ...	PG £	T2 £	10 107 ...	PG £	T2 £	10 110 ...	PG £	T2 £	10 122 ...	PG £	T2 £
7.10				071 1)	~~23.60~~	20.07				071	~~39.06~~	33.20
7.14				714 1)	~~24.16~~	20.54						
7.20				072 1)	~~23.81~~	20.25	072	~~17.48~~	14.85	072	~~39.67~~	33.73
7.30				073 1)	~~23.96~~	20.36				073	~~39.67~~	33.73
7.40				074 1)	~~23.81~~	20.25	074	~~17.67~~	15.01	074	~~39.67~~	33.73
7.45										745	~~39.67~~	33.73
7.50				075 1)	~~14.94~~	12.69	075	~~13.49~~	11.47	075	~~28.02~~	23.81
7.55												
7.60				076 1)	~~22.30~~	18.96	076	~~19.18~~	16.30	076	~~40.26~~	34.22
7.70				077 1)	~~27.66~~	23.51	077	~~19.18~~	16.30	077	~~43.33~~	36.83
7.80				078 1)	~~26.72~~	22.71	078	~~19.18~~	16.30	078	~~43.33~~	36.83
7.90				079 1)	~~29.31~~	24.91	079	~~19.18~~	16.30	079	~~43.33~~	36.83
7.94				794 1)	~~15.12~~	12.85						
8.00	080	~~18.20~~	15.47	080 1)	~~14.43~~	12.27	080	~~13.88~~	11.80	080	~~28.76~~	24.45
8.10				081 1)	~~30.07~~	25.56				081	~~49.17~~	41.79
8.20				082 1)	~~31.37~~	26.67	082	~~19.18~~	16.30	082	~~49.17~~	41.79
8.30				083 1)	~~33.73~~	28.67				083	~~49.17~~	41.79
8.40				084 1)	~~34.66~~	29.46	084	~~20.14~~	17.12	084	~~49.17~~	41.79
8.50				085 1)	~~17.15~~	14.58	085	~~16.69~~	14.18	085	~~32.62~~	27.74
8.60				086 1)	~~20.60~~	17.51				086	~~51.09~~	43.43
8.70				087 1)	~~23.71~~	20.15	087	~~20.72~~	17.61	087	~~51.09~~	43.43
8.73				873 1)	~~27.16~~	23.09						
8.80				088 1)	~~22.30~~	18.96	088	~~20.72~~	17.61	088	~~51.09~~	43.43
8.90				089 1)	~~29.33~~	24.93				089	~~51.09~~	43.43
9.00				090 1)	~~18.06~~	15.36	090	~~16.93~~	14.39	090	~~35.59~~	30.25
9.10				091 1)	~~24.70~~	21.00				091	~~64.05~~	54.44
9.20				092 1)	~~24.88~~	21.15	092	~~27.12~~	23.05	092	~~64.05~~	54.44
9.30				093 1)	~~43.87~~	37.29	093	~~27.12~~	23.05	093	~~64.05~~	54.44
9.35										935	~~64.05~~	54.44
9.40				094 1)	~~28.85~~	24.53	094	~~27.12~~	23.05	094	~~64.05~~	54.44
9.50				095 1)	~~19.34~~	16.44	095	~~22.03~~	18.72	095	~~44.48~~	37.81
9.55												
9.60				096 1)	~~30.17~~	25.65	096	~~27.54~~	23.40	096	~~47.99~~	40.80
9.70				097 1)	~~29.33~~	24.93	097	~~27.54~~	23.40	097	~~47.99~~	40.80
9.80				098 1)	~~45.17~~	38.39	098	~~29.46~~	25.04	098	~~47.99~~	40.80
9.90				099 1)	~~31.34~~	26.64	099	~~29.46~~	25.04	099	~~47.99~~	40.80
10.00	100	~~19.02~~	16.17	100 1)	~~22.49~~	19.11	100	~~20.72~~	17.61	100	~~42.79~~	36.37
10.10				101 1)	~~30.17~~	25.65						
10.20				102 1)	~~35.75~~	30.39	102	~~29.25~~	24.86	102	~~63.32~~	53.82
10.30				103 1)	~~28.02~~	23.81				103	~~64.42~~	54.76
10.40				104 1)	~~32.80~~	27.88						
10.50				105 1)	~~38.72~~	32.91	105	~~27.87~~	23.69	105	~~61.50~~	52.28
10.55												
10.70										107	~~67.23~~	57.15
10.80							108	~~62.14~~	52.82	108	~~64.63~~	54.94
11.00				110 1)	~~41.28~~	35.09	110	~~27.87~~	23.69	110	~~61.50~~	52.28
11.10										111	~~60.16~~	51.14
11.11				111 1)	~~48.66~~	41.36						
11.20												
11.30												
11.40												
11.50				115 1)	~~46.85~~	39.82	115	~~29.06~~	24.70	115	~~64.05~~	54.44
11.60												
11.70										117	~~72.01~~	61.21
11.80							118	~~34.84~~	29.61	118	~~75.19~~	63.92
11.90										119	~~95.09~~	80.83
12.00	120	~~29.25~~	24.86	120 1)	~~55.10~~	46.84	120	~~33.24~~	28.26	120	~~73.56~~	62.52
12.10										121	~~53.57~~	45.54
12.15												
12.20												
12.30				123 1)	~~51.25~~	43.56	123	~~51.09~~	43.43	123	~~98.05~~	83.34
12.50				125 1)	~~55.49~~	47.17	125	~~34.84~~	29.61	125	~~75.77~~	64.41
12.70				127 1)	~~42.34~~	35.99				127	~~168.10~~	142.88
12.80							128	~~64.38~~	54.72	128	~~79.82~~	67.85
13.00				130 1)	~~55.49~~	47.17	130	~~35.12~~	29.85	130	~~81.44~~	69.22
13.10												
13.30												
13.50				135 1)	~~55.49~~	47.17	135	~~38.38~~	32.62	135	~~121.95~~	103.65
14.00				140 1)	~~58.96~~	50.12	140	~~40.26~~	34.22	140	~~121.95~~	103.65
14.50							145	~~41.24~~	35.05	145	~~156.18~~	132.75
15.00							150	~~42.61~~	36.22	150	~~147.07~~	125.01
15.50							155	~~55.56~~	47.23	155	~~159.06~~	135.21
15.75							157	~~58.66~~	49.86			
16.00	160	~~38.11~~	32.39				160	~~54.79~~	46.58	160	~~153.66~~	130.61
16.50							165	~~80.67~~	68.57	165	~~238.22~~	202.49
17.00							170	~~79.57~~	67.63	170	~~238.22~~	202.49
17.50							175	~~74.42~~	63.25	175	~~238.22~~	202.49
17.75							177	~~90.18~~	76.65			
18.00							180	~~87.07~~	74.01	180	~~238.22~~	202.49
18.50							185	~~97.55~~	82.91	185	~~238.22~~	202.49
19.00							190	~~95.57~~	81.23	190	~~238.22~~	202.49
19.50							195	~~107.22~~	91.14	195	~~238.22~~	202.49
20.00	200	~~61.37~~	52.17				200	~~102.56~~	87.17	200	~~211.89~~	180.10

DC h8/h6 mm	10 171 ...	PG £	T2 £	10 124 ...	PG £	T2 £	10 270 ...	PG £	T2 £
7.10	071 1)	~~15.39~~	13.08	071	~~48.56~~	41.28	071	~~24.67~~	20.97
7.14	714 1)	~~22.98~~	19.53						
7.20	072 1)	~~15.39~~	13.08	072	~~48.56~~	41.28	072	~~28.25~~	24.01
7.30	073 1)	~~15.39~~	13.08	073	~~48.56~~	41.28	073	~~29.53~~	25.10
7.40	074 1)	~~15.39~~	13.08	074	~~48.56~~	41.28	074	~~30.60~~	26.00
7.45	745 1)	~~12.36~~	10.50						
7.50	075 1)	~~12.36~~	10.50	075	~~48.56~~	41.28	075	~~31.13~~	26.47
7.55				755	~~48.50~~	41.23			
7.60	076 1)	~~18.06~~	15.36	076	~~48.50~~	41.23	076	~~33.40~~	28.39
7.70	077 1)	~~18.59~~	15.80	077	~~48.50~~	41.23	077	~~31.54~~	26.81
7.80	078 1)	~~18.06~~	15.36	078	~~48.50~~	41.23	078	~~34.77~~	29.56
7.90	079 1)	~~18.59~~	15.80	079	~~48.50~~	41.23	079	~~33.53~~	28.50
7.94	794 1)	~~18.06~~	15.36						
8.00	080 1)	~~15.00~~	12.76	080	~~48.50~~	41.23	080	~~28.46~~	24.19
8.10	081 1)	~~18.06~~	15.36	081	~~54.31~~	46.16	081	~~31.38~~	26.67
8.20	082 1)	~~19.34~~	16.44	082	~~54.31~~	46.16	082	~~34.22~~	29.09
8.30	083 1)	~~19.34~~	16.44	083	~~54.31~~	46.16	083	~~36.27~~	30.83
8.40	084 1)	~~20.29~~	17.25	084	~~54.31~~	46.16	084	~~38.99~~	33.14
8.50	085 1)	~~14.81~~	12.59	085	~~54.77~~	46.55	085	~~33.40~~	28.39
8.60	086 1)	~~33.12~~	28.14	086	~~50.53~~	42.95	086	~~33.18~~	28.21
8.70	087 1)	~~33.12~~	28.14	087	~~50.53~~	42.95	087	~~33.53~~	28.50
8.73	873 1)	~~21.76~~	18.49						
8.80	088 1)	~~23.05~~	19.58	088	~~50.53~~	42.95	088	~~34.06~~	28.95
8.90	089 1)	~~28.45~~	24.18	089	~~50.53~~	42.95	089	~~34.61~~	29.41
9.00	090 1)	~~18.62~~	15.83	090	~~50.53~~	42.95	090	~~35.10~~	29.83
9.10	091 1)	~~30.94~~	26.30	091	~~54.31~~	46.16	091	~~35.10~~	29.83
9.20	092 1)	~~31.75~~	26.99	092	~~54.31~~	46.16	092	~~35.10~~	29.83
9.30	093 1)	~~28.20~~	23.97	093	~~54.31~~	46.16	093	~~35.10~~	29.83
9.35	935 1)	~~21.96~~	18.66						
9.40	094 1)	~~34.84~~	29.61	094	~~54.31~~	46.16	094	~~35.10~~	29.83
9.50	095 1)	~~21.96~~	18.66	095	~~54.31~~	46.16	095	~~35.10~~	29.83
9.55				955	~~59.23~~	50.34			
9.60	096 1)	~~31.51~~	26.78	096	~~59.23~~	50.34	096	~~37.18~~	31.60
9.70	097 1)	~~37.02~~	31.47	097	~~59.23~~	50.34	097	~~38.99~~	33.14
9.80	098 1)	~~31.51~~	26.78	098	~~59.23~~	50.34	098	~~41.65~~	35.40
9.90	099 1)	~~29.02~~	24.66	099	~~59.23~~	50.34	099	~~45.26~~	38.48
10.00	100 1)	~~22.08~~	18.77	100	~~59.23~~	50.34	100	~~48.94~~	41.59
10.10	101 1)	~~28.49~~	24.22	101	~~75.10~~	63.83	101	~~53.47~~	45.44
10.20	102 1)	~~29.85~~	25.38	102	~~75.10~~	63.83	102	~~57.11~~	48.54
10.30	103 1)	~~24.88~~	21.15	103	~~75.10~~	63.83	103	~~61.61~~	52.37
10.40	104 1)	~~30.81~~	26.18	104	~~75.10~~	63.83	104	~~61.61~~	52.37
10.50	105 1)	~~30.98~~	26.33	105	~~75.10~~	63.83	105	~~62.55~~	53.17
10.55	955 1)	~~33.95~~	28.86						
10.70				107	~~82.47~~	70.10			
10.80				108	~~82.47~~	70.10			
11.00	110 1)	~~33.95~~	28.86	110	~~69.51~~	59.08	110	~~74.25~~	63.11
11.10									
11.11	111 1)	~~65.45~~	55.63						
11.20	112 1)	~~65.45~~	55.63	112	~~74.42~~	63.25			
11.30	113 1)	~~65.79~~	55.92	113	~~74.42~~	63.25			
11.40	114 1)	~~65.79~~	55.92	114	~~74.42~~	63.25			
11.50	115 1)	~~43.33~~	36.83	115	~~74.42~~	63.25	115	~~75.20~~	63.93
11.60	116 1)	~~75.38~~	64.07	116	~~82.05~~	69.75			
11.70				117	~~82.05~~	69.75			
11.80				118	~~82.05~~	69.75			
11.90				119	~~82.05~~	69.75			
12.00	120 1)	~~48.30~~	41.05	120	~~82.05~~	69.75	120	~~76.08~~	64.67
12.10									
12.15	121 1)	~~49.58~~	42.14						
12.20				122	~~94.27~~	80.13			
12.30	123 1)	~~51.25~~	43.56	123	~~94.27~~	80.13			
12.50	925 1)	~~49.58~~	42.14	125	~~94.27~~	80.13	125	~~83.33~~	70.83
12.70	127 1)	~~38.89~~	33.05	127	~~99.29~~	84.39			
12.80				128	~~99.29~~	84.39			
13.00	130 1)	~~52.88~~	44.95	130	~~109.52~~	93.09	130	~~90.63~~	77.04
13.10	131 1)	~~66.89~~	56.86						
13.30	133 1)	~~66.89~~	56.86						
13.50	135 1)	~~66.89~~	56.86	135	~~142.02~~	120.72	135	~~92.40~~	78.54
14.00	140 1)	~~64.15~~	54.53	140	~~142.02~~	120.72	140	~~96.07~~	81.65
14.50				145	~~181.71~~	154.45			
15.00				150	~~170.69~~	145.09			
15.50				155	~~184.99~~	157.25			
15.75									
16.00				160	~~178.61~~	151.82			
16.50				165	~~276.90~~	235.36			
17.00				170	~~276.90~~	235.36			
17.50				175	~~276.90~~	235.36			
17.75									
18.00				180	~~276.90~~	235.36			
18.50				185	~~276.90~~	235.36			
19.00				190	~~276.90~~	235.36			
19.50				195	~~276.90~~	235.36			
20.00				200	~~246.16~~	209.23			

	10 520	10 107	10 110	10 122	10 171	10 124	10 270
P	●	●	●	●	●	●	●
M	○	●	●	●	●	●	●
K	●	●	●	●	●	●	●
N	○	○	○	○	○	○	○
S	○	○	●	○	○	○	○
H			○				
O	○	○		○	○	○	○

1) self-centering

Ø DC h8 for Type UNI, WT and VX / **Ø DC**h6 for Type NC-A

Technical support: 0800 073 2 075
3 time served engineers,
available from 8:00 am to 6:00 pm, Monday to Friday
Email: techsupport.uk@ceratizit.com

Order by 6:00 pm and get your guaranteed free express delivery

When you see this logo it´s in stock in Sheffield



SOLID CARBIDE DRILLING



UNI – for all materials and applications up to 12xD.



VA – for stainless and corrosion resistant steels up to 5xD.



TB – for all materials and applications from 16xD up to 50xD.



WTX Change – good solution for lathes with mis-alignment and lower powered machines. Cost effective solution in larger diameters above Ø 20 mm in 0.1 mm increments.



WPC Change Uni – High performance with low cost per hole in normal materials

High Performance Drill, DIN 6537

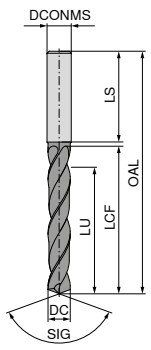



SIG 140°

WNT \ Standard



SIG 140°

WNT \ Standard

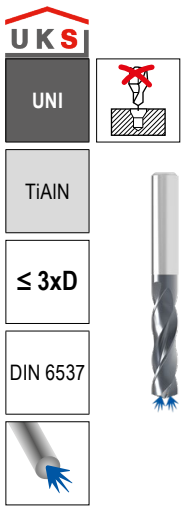

SIG 140°

WNT \ Standard

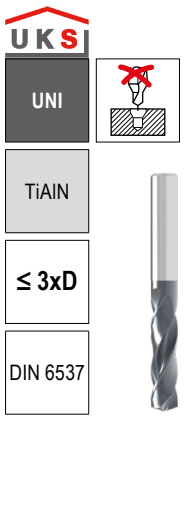

SIG 140°

WNT \ Standard

DC h7/m7	DCONMS h6	OAL	LCF	LU	LS	11 713 ...	PG T1/9C		11 711 ...	PG T1/9C		11 700 ...	PG T1/9C		11 706 ...	PG T1/9C	
mm	mm	mm	mm	mm	mm		£	£		£	£		£	£		£	£
1.00	4	45	7	5.5	28	01000	~~38.75~~	37.76	01000	~~33.40~~	32.52	01000	~~32.99~~	32.52	01000	~~29.17~~	28.32
1.10	4	45	7	5.3	28	01100	~~38.75~~	37.76	01100	~~33.40~~	32.52	01100	~~32.99~~	32.52	01100	~~29.17~~	28.32
1.20	4	45	7	5.2	28	01200	~~38.75~~	37.76	01200	~~33.40~~	32.52	01200	~~32.99~~	32.52	01200	~~29.17~~	28.32
1.30	4	45	7	5.0	28	01300	~~38.75~~	37.76	01300	~~33.40~~	32.52	01300	~~32.99~~	32.52	01300	~~29.17~~	28.32
1.40	4	45	7	4.9	28	01400	~~38.75~~	37.76	01400	~~33.40~~	32.52	01400	~~32.99~~	32.52	01400	~~29.17~~	28.32
1.50	4	55	14	11.7	28	01500	~~38.75~~	37.76	01500	~~33.40~~	32.52	01500	~~32.99~~	32.52	01500	~~29.17~~	28.32
1.60	4	55	14	11.6	28	01600	~~38.75~~	37.76	01600	~~33.40~~	32.52	01600	~~32.99~~	32.52	01600	~~29.17~~	28.32
1.70	4	55	14	11.4	28	01700	~~38.75~~	37.76	01700	~~33.40~~	32.52	01700	~~32.99~~	32.52	01700	~~29.17~~	28.32
1.80	4	55	14	11.3	28	01800	~~38.75~~	37.76	01800	~~33.40~~	32.52	01800	~~32.99~~	32.52	01800	~~29.17~~	28.32
1.90	4	55	14	11.1	28	01900	~~38.75~~	37.76	01900	~~33.40~~	32.52	01900	~~32.99~~	32.52	01900	~~29.17~~	28.32
2.00	4	55	20	17.0	28	02000	~~38.75~~	37.76	02000	~~30.43~~	30.42	02000	~~32.99~~	32.52	02000	~~26.64~~	26.23
2.10	4	55	20	16.8	28	02100	~~38.75~~	37.76	02100	~~30.43~~	30.42	02100	~~32.99~~	32.52	02100	~~26.64~~	26.23
2.20	4	55	20	16.7	28	02200	~~38.75~~	37.76	02200	~~30.43~~	30.42	02200	~~32.99~~	32.52	02200	~~26.64~~	26.23
2.30	4	55	20	16.5	28	02300	~~38.75~~	37.76	02300	~~30.43~~	30.42	02300	~~32.99~~	32.52	02300	~~26.64~~	26.23
2.40	4	55	20	16.4	28	02400	~~38.75~~	37.76	02400	~~30.43~~	30.42	02400	~~32.99~~	32.52	02400	~~26.64~~	26.23
2.50	4	55	20	16.2	28	02500	~~38.75~~	37.76	02500	~~30.43~~	30.42	02500	~~32.99~~	32.52	02500	~~26.64~~	26.23
2.60	4	55	20	16.1	28	02600	~~38.75~~	37.76	02600	~~30.43~~	30.42	02600	~~32.99~~	32.52	02600	~~26.64~~	26.23
2.70	4	55	20	15.9	28	02700	~~38.75~~	37.76	02700	~~30.43~~	30.42	02700	~~32.99~~	32.52	02700	~~26.64~~	26.23
2.80	4	55	20	15.8	28	02800	~~38.75~~	37.76	02800	~~30.43~~	30.42	02800	~~32.99~~	32.52	02800	~~26.64~~	26.23
2.90	4	55	20	15.6	28	02900	~~38.75~~	37.76	02900	~~30.43~~	30.42	02900	~~32.99~~	32.52	02900	~~26.64~~	26.23
3.00	6	62	20	15.5	36	03000	~~33.60~~	33.57	03000	~~29.50~~	29.37	03000	~~27.99~~	27.27	03000	~~25.38~~	25.18
3.10	6	62	20	15.3	36	03100	~~33.60~~	33.57	03100	~~29.50~~	29.37	03100	~~27.99~~	27.27	03100	~~25.38~~	25.18
3.20	6	62	20	15.2	36	03200	~~33.60~~	33.57	03200	~~29.50~~	29.37	03200	~~27.99~~	27.27	03200	~~25.38~~	25.18
3.25	6	62	20	15.1	36							03250	~~27.99~~	27.27	03250	~~25.38~~	25.18
3.30	6	62	20	15.0	36	03300	~~33.60~~	33.57	03300	~~29.50~~	29.37	03300	~~27.99~~	27.27	03300	~~25.38~~	25.18
3.40	6	62	20	14.9	36	03400	~~33.60~~	33.57	03400	~~29.50~~	29.37	03400	~~27.99~~	27.27	03400	~~25.38~~	25.18
3.50	6	62	20	14.7	36	03500	~~33.60~~	33.57	03500	~~29.50~~	29.37	03500	~~27.99~~	27.27	03500	~~25.38~~	25.18
3.60	6	62	20	14.6	36	03600	~~33.60~~	33.57	03600	~~29.50~~	29.37	03600	~~27.99~~	27.27	03600	~~25.38~~	25.18
3.70	6	62	20	14.4	36	03700	~~33.60~~	33.57	03700	~~29.50~~	29.37	03700	~~27.99~~	27.27	03700	~~25.38~~	25.18
3.80	6	66	24	18.3	36	03800	~~33.60~~	33.57	03800	~~29.50~~	29.37	03800	~~27.99~~	27.27	03800	~~25.38~~	25.18
3.90	6	66	24	18.1	36	03900	~~33.60~~	33.57	03900	~~29.50~~	29.37	03900	~~27.99~~	27.27	03900	~~25.38~~	25.18
4.00	6	66	24	18.0	36	04000	~~33.60~~	33.57	04000	~~29.50~~	29.37	04000	~~27.99~~	27.27	04000	~~25.38~~	25.18
4.10	6	66	24	17.8	36	04100	~~33.60~~	33.57	04100	~~29.50~~	29.37	04100	~~27.99~~	27.27	04100	~~25.38~~	25.18
4.20	6	66	24	17.7	36	04200	~~33.60~~	33.57	04200	~~29.50~~	29.37	04200	~~27.99~~	27.27	04200	~~25.38~~	25.18
4.30	6	66	24	17.5	36	04300	~~33.60~~	33.57	04300	~~29.50~~	29.37	04300	~~27.99~~	27.27	04300	~~25.38~~	25.18
4.40	6	66	24	17.4	36	04400	~~33.60~~	33.57	04400	~~29.50~~	29.37	04400	~~27.99~~	27.27	04400	~~25.38~~	25.18
4.50	6	66	24	17.2	36	04500	~~33.60~~	33.57	04500	~~29.50~~	29.37	04500	~~27.99~~	27.27	04500	~~25.38~~	25.18
4.60	6	66	24	17.1	36	04600	~~33.60~~	33.57	04600	~~29.50~~	29.37	04600	~~27.99~~	27.27	04600	~~25.38~~	25.18
4.65	6	66	24	17.0	36							04650	~~27.99~~	27.27	04650	~~25.38~~	25.18
4.70	6	66	24	16.9	36	04700	~~33.60~~	33.57	04700	~~29.50~~	29.37	04700	~~27.99~~	27.27	04700	~~25.38~~	25.18
4.80	6	66	28	20.8	36	04800	~~33.60~~	33.57	04800	~~29.50~~	29.37	04800	~~27.99~~	27.27	04800	~~25.38~~	25.18
4.90	6	66	28	20.6	36	04900	~~33.60~~	33.57	04900	~~29.50~~	29.37	04900	~~27.99~~	27.27	04900	~~25.38~~	25.18
5.00	6	66	28	20.5	36	05000	~~33.60~~	33.57	05000	~~29.50~~	29.37	05000	~~27.99~~	27.27	05000	~~25.38~~	25.18
5.10	6	66	28	20.3	36	05100	~~33.60~~	33.57	05100	~~29.50~~	29.37	05100	~~27.99~~	27.27	05100	~~25.38~~	25.18
5.20	6	66	28	20.2	36	05200	~~33.60~~	33.57	05200	~~29.50~~	29.37	05200	~~27.99~~	27.27	05200	~~25.38~~	25.18
5.30	6	66	28	20.0	36	05300	~~33.60~~	33.57	05300	~~29.50~~	29.37	05300	~~27.99~~	27.27	05300	~~25.38~~	25.18
5.40	6	66	28	19.9	36	05400	~~33.60~~	33.57	05400	~~29.50~~	29.37	05400	~~27.99~~	27.27	05400	~~25.38~~	25.18
5.50	6	66	28	19.7	36	05500	~~33.60~~	33.57	05500	~~29.50~~	29.37	05500	~~27.99~~	27.27	05500	~~25.38~~	25.18
5.55	6	66	28	19.6	36							05550	~~27.99~~	27.27	05550	~~25.38~~	25.18
5.60	6	66	28	19.6	36	05600	~~33.60~~	33.57	05600	~~29.50~~	29.37	05600	~~27.99~~	27.27	05600	~~25.38~~	25.18
5.65	6	66	28	19.5	36							05650	~~27.99~~	27.27	05650	~~25.38~~	25.18
5.70	6	66	28	19.4	36	05700	~~33.60~~	33.57	05700	~~29.50~~	29.37	05700	~~27.99~~	27.27	05700	~~25.38~~	25.18
5.80	6	66	28	19.3	36	05800	~~33.60~~	33.57	05800	~~29.50~~	29.37	05800	~~27.99~~	27.27	05800	~~25.38~~	25.18
5.90	6	66	28	19.1	36	05900	~~33.60~~	33.57	05900	~~29.50~~	29.37	05900	~~27.99~~	27.27	05900	~~25.38~~	25.18
6.00	6	66	28	19.0	36	06000	~~33.60~~	33.57	06000	~~29.50~~	29.37	06000	~~27.99~~	27.27	06000	~~25.38~~	25.18
6.10	8	79	34	24.8	36	06100	~~46.03~~	45.11	06100	~~29.60~~	29.37	06100	~~39.33~~	38.81	06100	~~25.38~~	25.18
6.20	8	79	34	24.7	36	06200	~~46.03~~	45.11	06200	~~29.60~~	29.37	06200	~~39.33~~	38.81	06200	~~25.38~~	25.18
6.30	8	79	34	24.5	36	06300	~~46.03~~	45.11	06300	~~29.60~~	29.37	06300	~~39.33~~	38.81	06300	~~25.38~~	25.18
6.40	8	79	34	24.4	36	06400	~~46.03~~	45.11	06400	~~29.60~~	29.37	06400	~~39.33~~	38.81	06400	~~25.38~~	25.18
6.50	8	79	34	24.2	36	06500	~~46.03~~	45.11	06500	~~29.60~~	29.37	06500	~~39.33~~	38.81	06500	~~25.38~~	25.18
6.60	8	79	34	24.1	36	06600	~~46.03~~	45.11	06600	~~29.60~~	29.37	06600	~~39.33~~	38.81	06600	~~25.38~~	25.18
6.70	8	79	34	23.9	36	06700	~~46.03~~	45.11	06700	~~29.60~~	29.37	06700	~~39.33~~	38.81	06700	~~25.38~~	25.18
6.80	8	79	34	23.8	36	06800	~~46.03~~	45.11	06800	~~29.60~~	29.37	06800	~~39.33~~	38.81	06800	~~25.38~~	25.18
6.90	8	79	34	23.6	36	06900	~~46.03~~	45.11	06900	~~29.60~~	29.37	06900	~~39.33~~	38.81	06900	~~25.38~~	25.18
7.00	8	79	34	23.5	36	07000	~~46.03~~	45.11	07000	~~29.60~~	29.37	07000	~~39.33~~	38.81	07000	~~25.38~~	25.18
7.10	8	79	41	30.3	36	07100	~~46.03~~	45.11	07100	~~29.60~~	29.37	07100	~~39.33~~	38.81	07100	~~25.38~~	25.18
7.20	8	79	41	30.2	36	07200	~~46.03~~	45.11	07200	~~29.60~~	29.37	07200	~~39.33~~	38.81	07200	~~25.38~~	25.18
7.30	8	79	41	30.0	36	07300	~~46.03~~	45.11	07300	~~29.60~~	29.37	07300	~~39.33~~	38.81	07300	~~25.38~~	25.18
7.40	8	79	41	29.9	36	07400	~~46.03~~	45.11	07400	~~29.60~~	29.37	07400	~~39.33~~	38.81	07400	~~25.38~~	25.18
7.50	8	79	41	29.7	36	07500	~~46.03~~	45.11	07500	~~29.60~~	29.37	07500	~~39.33~~	38.81	07500	~~25.38~~	25.18
7.55	8	79	41	29.6	36							07550	~~39.33~~	38.81	07550	~~25.38~~	25.18
7.60	8	79	41	29.6	36	07600	~~46.03~~	45.11	07600	~~29.60~~	29.37	07600	~~39.33~~	38.81	07600	~~25.38~~	25.18
7.65	8	79	41	29.5	36							07650	~~39.33~~	38.81	07650	~~25.38~~	25.18
7.70	8	79	41	29.4	36	07700	~~46.03~~	45.11	07700	~~29.60~~	29.37	07700	~~39.33~~	38.81	07700	~~25.38~~	25.18
P						○			○			●			●		
M						●			●			●					
K												●			●		
N						●			○			○					
S						○			○								
H																	
O						○			○								

High Performance Drill, DIN 6537

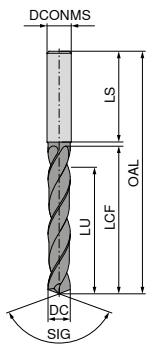



SIG 140°

WNT \ Standard



SIG 140°

WNT \ Standard

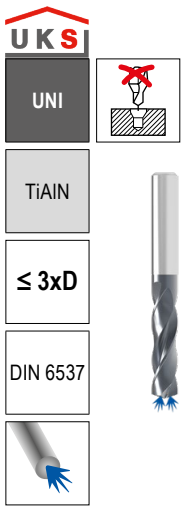

SIG 140°

WNT \ Standard

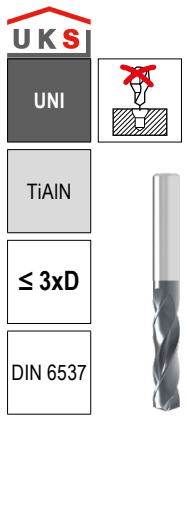

SIG 140°

WNT \ Standard

DC h7/m7	DCONMS h6	OAL	LCF	LU	LS	11 713 ... PG T1/9C			11 711 ... PG T1/9C			11 700 ... PG T1/9C			11 706 ... PG T1/9C		
mm	mm	mm	mm	mm	mm		£	£		£	£		£	£		£	£
7.8	8	79	41	29.3	36	07800	~~46.03~~	45.11	07800	~~29.60~~	29.37	07800	~~39.33~~	38.81	07800	~~25.38~~	25.18
7.9	8	79	41	29.1	36	07900	~~46.03~~	45.11	07900	~~29.60~~	29.37	07900	~~39.33~~	38.81	07900	~~25.38~~	25.18
8.0	8	79	41	29.0	36	08000	~~46.03~~	45.11	08000	~~29.60~~	29.37	08000	~~39.33~~	38.81	08000	~~25.38~~	25.18
8.1	10	89	47	34.8	40	08100	~~52.17~~	51.40	08100	~~33.13~~	32.52	08100	~~44.40~~	44.06	08100	~~29.17~~	28.32
8.2	10	89	47	34.7	40	08200	~~52.17~~	51.40	08200	~~33.13~~	32.52	08200	~~44.40~~	44.06	08200	~~29.17~~	28.32
8.3	10	89	47	34.5	40	08300	~~52.17~~	51.40	08300	~~33.13~~	32.52	08300	~~44.40~~	44.06	08300	~~29.17~~	28.32
8.4	10	89	47	34.4	40	08400	~~52.17~~	51.40	08400	~~33.13~~	32.52	08400	~~44.40~~	44.06	08400	~~29.17~~	28.32
8.5	10	89	47	34.2	40	08500	~~52.17~~	51.40	08500	~~33.13~~	32.52	08500	~~44.40~~	44.06	08500	~~29.17~~	28.32
8.6	10	89	47	34.1	40	08600	~~52.17~~	51.40	08600	~~33.13~~	32.52	08600	~~44.40~~	44.06	08600	~~29.17~~	28.32
8.7	10	89	47	33.9	40	08700	~~52.17~~	51.40	08700	~~33.13~~	32.52	08700	~~44.40~~	44.06	08700	~~29.17~~	28.32
8.8	10	89	47	33.8	40	08800	~~52.17~~	51.40	08800	~~33.13~~	32.52	08800	~~44.40~~	44.06	08800	~~29.17~~	28.32
8.9	10	89	47	33.6	40	08900	~~52.17~~	51.40	08900	~~33.13~~	32.52	08900	~~44.40~~	44.06	08900	~~29.17~~	28.32
9.0	10	89	47	33.5	40	09000	~~52.17~~	51.40	09000	~~33.13~~	32.52	09000	~~44.40~~	44.06	09000	~~29.17~~	28.32
9.1	10	89	47	33.3	40	09100	~~52.17~~	51.40	09100	~~33.13~~	32.52	09100	~~44.40~~	44.06	09100	~~29.17~~	28.32
9.2	10	89	47	33.2	40	09200	~~52.17~~	51.40	09200	~~33.13~~	32.52	09200	~~44.40~~	44.06	09200	~~29.17~~	28.32
9.3	10	89	47	33.0	40	09300	~~52.17~~	51.40	09300	~~33.13~~	32.52	09300	~~44.40~~	44.06	09300	~~29.17~~	28.32
9.4	10	89	47	32.9	40	09400	~~52.17~~	51.40	09400	~~33.13~~	32.52	09400	~~44.40~~	44.06	09400	~~29.17~~	28.32
9.5	10	89	47	32.7	40	09500	~~52.17~~	51.40	09500	~~33.13~~	32.52	09500	~~44.40~~	44.06	09500	~~29.17~~	28.32
9.6	10	89	47	32.6	40	09600	~~52.17~~	51.40	09600	~~33.13~~	32.52	09600	~~44.40~~	44.06	09600	~~29.17~~	28.32
9.7	10	89	47	32.4	40	09700	~~52.17~~	51.40	09700	~~33.13~~	32.52	09700	~~44.40~~	44.06	09700	~~29.17~~	28.32
9.8	10	89	47	32.3	40	09800	~~52.17~~	51.40	09800	~~33.13~~	32.52	09800	~~44.40~~	44.06	09800	~~29.17~~	28.32
9.9	10	89	47	32.1	40	09900	~~52.17~~	51.40	09900	~~33.13~~	32.52	09900	~~44.40~~	44.06	09900	~~29.17~~	28.32
10.0	10	89	47	32.0	40	10000	~~52.17~~	51.40	10000	~~33.13~~	32.52	10000	~~44.40~~	44.06	10000	~~29.17~~	28.32
10.1	12	102	55	39.8	45	10100	~~75.17~~	74.48	10100	~~49.97~~	49.30	10100	~~63.43~~	62.94	10100	~~44.40~~	44.06
10.2	12	102	55	39.7	45	10200	~~75.17~~	74.48	10200	~~49.97~~	49.30	10200	~~63.43~~	62.94	10200	~~44.40~~	44.06
10.3	12	102	55	39.5	45	10300	~~75.17~~	74.48	10300	~~49.97~~	49.30	10300	~~63.43~~	62.94	10300	~~44.40~~	44.06
10.4	12	102	55	39.4	45	10400	~~75.17~~	74.48	10400	~~49.97~~	49.30	10400	~~63.43~~	62.94	10400	~~44.40~~	44.06
10.5	12	102	55	39.2	45	10500	~~75.17~~	74.48	10500	~~49.97~~	49.30	10500	~~63.43~~	62.94	10500	~~44.40~~	44.06
10.6	12	102	55	39.1	45	10600	~~75.17~~	74.48	10600	~~49.97~~	49.30	10600	~~63.43~~	62.94	10600	~~44.40~~	44.06
10.7	12	102	55	38.9	45	10700	~~75.17~~	74.48	10700	~~49.97~~	49.30	10700	~~63.43~~	62.94	10700	~~44.40~~	44.06
10.8	12	102	55	38.8	45	10800	~~75.17~~	74.48	10800	~~49.97~~	49.30	10800	~~63.43~~	62.94	10800	~~44.40~~	44.06
10.9	12	102	55	38.6	45	10900	~~75.17~~	74.48	10900	~~49.97~~	49.30	10900	~~63.43~~	62.94	10900	~~44.40~~	44.06
11.0	12	102	55	38.5	45	11000	~~75.17~~	74.48	11000	~~49.97~~	49.30	11000	~~63.43~~	62.94	11000	~~44.40~~	44.06
11.1	12	102	55	38.3	45	11100	~~75.17~~	74.48	11100	~~49.97~~	49.30	11100	~~63.43~~	62.94	11100	~~44.40~~	44.06
11.2	12	102	55	38.2	45	11200	~~75.17~~	74.48	11200	~~49.97~~	49.30	11200	~~63.43~~	62.94	11200	~~44.40~~	44.06
11.3	12	102	55	38.0	45	11300	~~75.17~~	74.48	11300	~~49.97~~	49.30	11300	~~63.43~~	62.94	11300	~~44.40~~	44.06
11.4	12	102	55	37.9	45	11400	~~75.17~~	74.48	11400	~~49.97~~	49.30	11400	~~63.43~~	62.94	11400	~~44.40~~	44.06
11.5	12	102	55	37.7	45	11500	~~75.17~~	74.48	11500	~~49.97~~	49.30	11500	~~63.43~~	62.94	11500	~~44.40~~	44.06
11.6	12	102	55	37.6	45	11600	~~75.17~~	74.48	11600	~~49.97~~	49.30	11600	~~63.43~~	62.94	11600	~~44.40~~	44.06
11.7	12	102	55	37.4	45	11700	~~75.17~~	74.48	11700	~~49.97~~	49.30	11700	~~63.43~~	62.94	11700	~~44.40~~	44.06
11.8	12	102	55	37.3	45	11800	~~75.17~~	74.48	11800	~~49.97~~	49.30	11800	~~63.43~~	62.94	11800	~~44.40~~	44.06
11.9	12	102	55	37.1	45	11900	~~75.17~~	74.48	11900	~~49.97~~	49.30	11900	~~63.43~~	62.94	11900	~~44.40~~	44.06
12.0	12	102	55	37.0	45	12000	~~75.17~~	74.48	12000	~~49.97~~	49.30	12000	~~63.43~~	62.94	12000	~~44.40~~	44.06
12.2	14	107	60	41.7	45	12200	~~100.71~~	100.70	12200	~~66.95~~	66.09	12200	~~85.00~~	84.97	12200	~~59.63~~	58.74
12.3	14	107	60	41.5	45	12300	~~100.71~~	100.70				12300	~~85.00~~	84.97			
12.5	14	107	60	41.2	45	12500	~~100.71~~	100.70	12500	~~66.95~~	66.09	12500	~~85.00~~	84.97	12500	~~59.63~~	58.74
12.7	14	107	60	40.9	45	12700	~~100.71~~	100.70	12700	~~66.95~~	66.09	12700	~~85.00~~	84.97	12700	~~65.57~~	55.73
12.8	14	107	60	40.8	45	12800	~~100.71~~	100.70	12800	~~66.95~~	66.09	12800	~~85.00~~	84.97	12800	~~59.63~~	58.74
12.9	14	107	60	40.6	45	12900	~~100.71~~	100.70				12900	~~85.00~~	84.97			
13.0	14	107	60	40.5	45	13000	~~100.71~~	100.70	13000	~~66.95~~	66.09	13000	~~85.00~~	84.97	13000	~~59.63~~	58.74
13.1	14	107	60	40.3	45				13100	~~66.95~~	66.09				13100	~~59.63~~	58.74
13.5	14	107	60	39.7	45	13500	~~100.71~~	100.70	13500	~~66.95~~	66.09	13500	~~85.00~~	84.97	13500	~~59.63~~	58.74
13.7	14	107	60	39.4	45	13700	~~100.71~~	100.70	13700	~~66.95~~	66.09						
13.8	14	107	60	39.3	45	13800	~~100.71~~	100.70	13800	~~66.95~~	66.09	13800	~~85.00~~	84.97	13800	~~59.63~~	58.74
14.0	14	107	60	39.0	45	14000	~~100.71~~	100.70	14000	~~66.95~~	66.09	14000	~~85.00~~	84.97	14000	~~59.63~~	58.74
14.2	16	115	65	43.7	48	14200	~~130.06~~	129.03	14200	~~87.01~~	86.02	14200	~~110.38~~	110.15	14200	~~76.13~~	75.53
14.4	16	115	65	43.4	48	14400	~~130.06~~	129.03	14400	~~87.01~~	86.02	14400	~~110.38~~	110.15	14400	~~76.13~~	75.53
14.5	16	115	65	43.2	48	14500	~~130.06~~	129.03	14500	~~87.01~~	86.02	14500	~~110.38~~	110.15	14500	~~76.13~~	75.53
14.7	16	115	65	42.9	48	14700	~~130.06~~	129.03	14700	~~87.01~~	86.02						
14.8	16	115	65	42.8	48	14800	~~130.06~~	129.03	14800	~~87.01~~	86.02	14800	~~110.38~~	110.15	14800	~~76.13~~	75.53
15.0	16	115	65	42.5	48	15000	~~130.06~~	129.03	15000	~~87.01~~	86.02	15000	~~110.38~~	110.15	15000	~~76.13~~	75.53
15.1	16	115	65	42.3	48	15100	~~130.06~~	129.03	15100	~~87.01~~	86.02	15100	~~110.38~~	110.15	15100	~~76.13~~	75.53
15.2	16	115	65	42.2	48	15200	~~130.06~~	129.03	15200	~~87.01~~	86.02	15200	~~110.38~~	110.15	15200	~~76.13~~	75.53
15.5	16	115	65	41.7	48	15500	~~130.06~~	129.03	15500	~~87.01~~	86.02	15500	~~110.38~~	110.15	15500	~~76.13~~	75.53
15.7	16	115	65	41.4	48	15700	~~130.06~~	129.03	15700	~~87.01~~	86.02						
15.8	16	115	65	41.3	48	15800	~~130.06~~	129.03	15800	~~87.01~~	86.02	15800	~~110.38~~	110.15	15800	~~76.13~~	75.53
16.0	16	115	65	41.0	48	16000	~~130.06~~	129.03	16000	~~87.01~~	86.02	16000	~~110.38~~	110.15	16000	~~76.13~~	75.53
16.5	18	123	73	48.2	48	16500	~~197.32~~	197.21	16500	~~147.50~~	146.86	16500	~~166.19~~	165.74	16500	~~130.67~~	130.08
17.0	18	123	73	47.5	48	17000	~~197.32~~	197.21	17000	~~147.50~~	146.86	17000	~~166.19~~	165.74	17000	~~130.67~~	130.08
17.5	18	123	73	46.7	48	17500	~~197.32~~	197.21	17500	~~147.50~~	146.86	17500	~~166.19~~	165.74	17500	~~130.67~~	130.08
18.0	18	123	73	46.0	48	18000	~~197.32~~	197.21	18000	~~147.50~~	146.86	18000	~~166.19~~	165.74	18000	~~130.67~~	130.08
18.5	20	131	79	51.2	50	18500	~~217.41~~	217.14	18500	~~161.38~~	160.50	18500	~~183.95~~	183.58	18500	~~143.36~~	142.66
18.9	20	131	79	50.6	50	18900	~~217.41~~	217.14	18900	~~161.38~~	160.50	18900	~~183.95~~	183.58	18900	~~143.36~~	142.66
19.0	20	131	79	50.5	50	19000	~~217.41~~	217.14	19000	~~161.38~~	160.50	19000	~~183.95~~	183.58	19000	~~143.36~~	142.66
19.3	20	131	79	50.0	50	19300	~~217.41~~	217.14				19300	~~183.95~~	183.58			
19.5	20	131	79	49.7	50	19500	~~217.41~~	217.14	19500	~~161.38~~	160.50	19500	~~183.95~~	183.58	19500	~~143.36~~	142.66
20.0	20	131	79	49.0	50	20000	~~217.41~~	217.14	20000	~~161.38~~	160.50	20000	~~183.95~~	183.58	20000	~~143.36~~	142.66
P						○			○			●			●		
M						●			●			●					
K												●			●		
N						●			○			○					
S						○			○								
H																	
O						○			○								

Customer Service Centre
Freephone: 0800 073 2 073
Email: info.uk@ceratizit.com

Ordering via the Online Shop
http://cuttingtools.ceratizit.com

High Performance Drill, DIN 6537

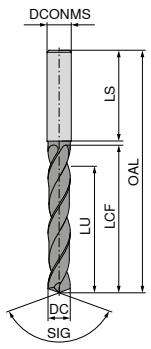



SIG 140°

WNT \ Standard



SIG 140°

WNT \ Standard

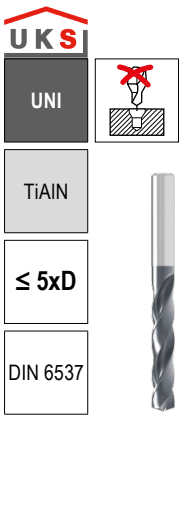

SIG 140°

WNT \ Standard

DC h7/m7	DCONMS h6	OAL	LCF	LU	LS	11 715 ...	PG T1/9C		11 702 ...	PG T1/9C		11 710 ...	PG T1/9C	
mm	mm	mm	mm	mm	mm		£	£		£	£		£	£
1.00	4	55	8	6.5	28	01000	~~45.15~~	45.11	01000	~~38.06~~	37.76			
1.10	4	55	12	10.3	28	01100	~~45.15~~	45.11	01100	~~38.06~~	37.76			
1.20	4	55	12	10.2	28	01200	~~45.15~~	45.11	01200	~~38.06~~	37.76			
1.30	4	55	12	10.0	28	01300	~~45.15~~	45.11	01300	~~38.06~~	37.76			
1.40	4	55	12	9.9	28	01400	~~45.15~~	45.11	01400	~~38.06~~	37.76			
1.50	4	55	12	9.7	28	01500	~~45.15~~	45.11	01500	~~38.06~~	37.76			
1.60	4	55	16	13.6	28	01600	~~45.15~~	45.11	01600	~~38.06~~	37.76			
1.70	4	55	16	13.4	28	01700	~~45.15~~	45.11	01700	~~38.06~~	37.76			
1.80	4	55	16	13.3	28	01800	~~45.15~~	45.11	01800	~~38.06~~	37.76			
1.90	4	55	16	13.1	28	01900	~~45.15~~	45.11	01900	~~38.06~~	37.76			
2.00	4	57	21	18.0	28	02000	~~45.15~~	45.11	02000	~~38.06~~	37.76			
2.10	4	57	21	17.8	28	02100	~~45.15~~	45.11	02100	~~38.06~~	37.76			
2.20	4	57	21	17.7	28	02200	~~45.15~~	45.11	02200	~~38.06~~	37.76			
2.30	4	57	21	17.5	28	02300	~~45.15~~	45.11	02300	~~38.06~~	37.76			
2.40	4	57	21	17.4	28	02400	~~45.15~~	45.11	02400	~~38.06~~	37.76			
2.50	4	57	21	17.2	28	02500	~~45.15~~	45.11	02500	~~38.06~~	37.76			
2.60	4	57	21	17.1	28	02600	~~45.15~~	45.11	02600	~~38.06~~	37.76			
2.70	4	57	21	16.9	28	02700	~~45.15~~	45.11	02700	~~38.06~~	37.76			
2.80	4	57	21	16.8	28	02800	~~45.15~~	45.11	02800	~~38.06~~	37.76			
2.90	4	57	21	16.6	28	02900	~~45.15~~	45.11	02900	~~38.06~~	37.76			
3.00	6	66	28	23.5	36	03000	~~44.41~~	44.06	03000	~~38.06~~	37.76	03000	~~31.72~~	31.47
3.10	6	66	28	23.3	36	03100	~~44.41~~	44.06	03100	~~38.06~~	37.76	03100	~~31.72~~	31.47
3.20	6	66	28	23.2	36	03200	~~44.41~~	44.06	03200	~~38.06~~	37.76	03200	~~31.72~~	31.47
3.25	6	66	28	23.1	36				03250	~~38.06~~	37.76	03250	~~31.72~~	31.47
3.30	6	66	28	23.0	36	03300	~~44.41~~	44.06	03300	~~38.06~~	37.76	03300	~~31.72~~	31.47
3.40	6	66	28	22.9	36	03400	~~44.41~~	44.06	03400	~~38.06~~	37.76	03400	~~31.72~~	31.47
3.50	6	66	28	22.7	36	03500	~~44.41~~	44.06	03500	~~38.06~~	37.76	03500	~~31.72~~	31.47
3.60	6	66	28	22.6	36	03600	~~44.41~~	44.06	03600	~~38.06~~	37.76	03600	~~31.72~~	31.47
3.70	6	66	28	22.4	36	03700	~~44.41~~	44.06	03700	~~38.06~~	37.76	03700	~~31.72~~	31.47
3.80	6	74	36	30.3	36	03800	~~44.41~~	44.06	03800	~~38.06~~	37.76	03800	~~31.72~~	31.47
3.85	6	74	36	30.2	36				03850	~~38.06~~	37.76			
3.90	6	74	36	30.1	36	03900	~~44.41~~	44.06	03900	~~38.06~~	37.76	03900	~~31.72~~	31.47
4.00	6	74	36	30.0	36	04000	~~44.41~~	44.06	04000	~~38.06~~	37.76	04000	~~31.72~~	31.47
4.10	6	74	36	29.8	36	04100	~~44.41~~	44.06	04100	~~38.06~~	37.76	04100	~~31.72~~	31.47
4.20	6	74	36	29.7	36	04200	~~44.41~~	44.06	04200	~~38.06~~	37.76	04200	~~31.72~~	31.47
4.30	6	74	36	29.5	36	04300	~~44.41~~	44.06	04300	~~38.06~~	37.76	04300	~~31.72~~	31.47
4.40	6	74	36	29.4	36	04400	~~44.41~~	44.06	04400	~~38.06~~	37.76	04400	~~31.72~~	31.47
4.50	6	74	36	29.2	36	04500	~~44.41~~	44.06	04500	~~38.06~~	37.76	04500	~~31.72~~	31.47
4.60	6	74	36	29.1	36	04600	~~44.41~~	44.06	04600	~~38.06~~	37.76	04600	~~31.72~~	31.47
4.65	6	74	36	29.0	36				04650	~~38.06~~	37.76	04650	~~31.72~~	31.47
4.70	6	74	36	28.9	36	04700	~~44.41~~	44.06	04700	~~38.06~~	37.76	04700	~~31.72~~	31.47
4.80	6	82	44	36.8	36	04800	~~44.41~~	44.06	04800	~~38.06~~	37.76	04800	~~31.72~~	31.47
4.90	6	82	44	36.6	36	04900	~~44.41~~	44.06	04900	~~38.06~~	37.76	04900	~~31.72~~	31.47
5.00	6	82	44	36.5	36	05000	~~44.41~~	44.06	05000	~~38.06~~	37.76	05000	~~31.72~~	31.47
5.10	6	82	44	36.3	36	05100	~~44.41~~	44.06	05100	~~38.06~~	37.76	05100	~~31.72~~	31.47
5.20	6	82	44	36.2	36	05200	~~44.41~~	44.06	05200	~~38.06~~	37.76	05200	~~31.72~~	31.47
5.30	6	82	44	36.0	36	05300	~~44.41~~	44.06	05300	~~38.06~~	37.76	05300	~~31.72~~	31.47
5.40	6	82	44	35.9	36	05400	~~44.41~~	44.06	05400	~~38.06~~	37.76	05400	~~31.72~~	31.47
5.50	6	82	44	35.7	36	05500	~~44.41~~	44.06	05500	~~38.06~~	37.76	05500	~~31.72~~	31.47
5.55	6	82	44	35.6	36				05550	~~38.06~~	37.76	05550	~~31.72~~	31.47
5.60	6	82	44	35.6	36	05600	~~44.41~~	44.06	05600	~~38.06~~	37.76	05600	~~31.72~~	31.47
5.65	6	82	44	35.5	36				05650	~~38.06~~	37.76	05650	~~31.72~~	31.47
5.70	6	82	44	35.4	36	05700	~~44.41~~	44.06	05700	~~38.06~~	37.76	05700	~~31.72~~	31.47
5.80	6	82	44	35.3	36	05800	~~44.41~~	44.06	05800	~~38.06~~	37.76	05800	~~31.72~~	31.47
5.90	6	82	44	35.1	36	05900	~~44.41~~	44.06	05900	~~38.06~~	37.76	05900	~~31.72~~	31.47
6.00	6	82	44	35.0	36	06000	~~44.41~~	44.06	06000	~~38.06~~	37.76	06000	~~31.72~~	31.47
6.10	8	91	53	43.8	36	06100	~~51.03~~	50.35	06100	~~43.13~~	43.01	06100	~~31.72~~	31.47
6.20	8	91	53	43.7	36	06200	~~51.03~~	50.35	06200	~~43.13~~	43.01	06200	~~31.72~~	31.47
6.30	8	91	53	43.5	36	06300	~~51.03~~	50.35	06300	~~43.13~~	43.01	06300	~~31.72~~	31.47
6.40	8	91	53	43.4	36	06400	~~51.03~~	50.35	06400	~~43.13~~	43.01	06400	~~31.72~~	31.47
6.50	8	91	53	43.2	36	06500	~~51.03~~	50.35	06500	~~43.13~~	43.01	06500	~~31.72~~	31.47
6.60	8	91	53	43.1	36	06600	~~51.03~~	50.35	06600	~~43.13~~	43.01	06600	~~31.72~~	31.47
6.70	8	91	53	42.9	36	06700	~~51.03~~	50.35	06700	~~43.13~~	43.01	06700	~~31.72~~	31.47
6.80	8	91	53	42.8	36	06800	~~51.03~~	50.35	06800	~~43.13~~	43.01	06800	~~31.72~~	31.47
6.90	8	91	53	42.6	36	06900	~~51.03~~	50.35	06900	~~43.13~~	43.01	06900	~~31.72~~	31.47
7.00	8	91	53	42.5	36	07000	~~51.03~~	50.35	07000	~~43.13~~	43.01	07000	~~31.72~~	31.47
7.10	8	91	53	42.3	36	07100	~~51.03~~	50.35	07100	~~43.13~~	43.01	07100	~~31.72~~	31.47
7.20	8	91	53	42.2	36	07200	~~51.03~~	50.35	07200	~~43.13~~	43.01	07200	~~31.72~~	31.47
7.30	8	91	53	42.0	36	07300	~~51.03~~	50.35	07300	~~43.13~~	43.01	07300	~~31.72~~	31.47
7.40	8	91	53	41.9	36	07400	~~51.03~~	50.35	07400	~~43.13~~	43.01	07400	~~31.72~~	31.47
7.45	8	91	53	41.8	36	07450	~~51.03~~	50.35						
7.50	8	91	53	41.7	36	07500	~~51.03~~	50.35	07500	~~43.13~~	43.01	07500	~~31.72~~	31.47
7.55	8	91	53	41.6	36	07550	~~51.03~~	50.35	07550	~~43.13~~	43.01	07550	~~31.72~~	31.47
7.60	8	91	53	41.6	36	07600	~~51.03~~	50.35	07600	~~43.13~~	43.01	07600	~~31.72~~	31.47
7.65	8	91	53	41.5	36				07650	~~43.13~~	43.01	07650	~~31.72~~	31.47
7.70	8	91	53	41.4	36	07700	~~51.03~~	50.35	07700	~~43.13~~	43.01	07700	~~31.72~~	31.47
7.80	8	91	53	41.3	36	07800	~~51.03~~	50.35	07800	~~43.13~~	43.01	07800	~~31.72~~	31.47
7.90	8	91	53	41.1	36	07900	~~51.03~~	50.35	07900	~~43.13~~	43.01	07900	~~31.72~~	31.47
8.00	8	91	53	41.0	36	08000	~~51.03~~	50.35	08000	~~43.13~~	43.01	08000	~~31.72~~	31.47
8.10	10	103	61	48.8	40	08100	~~58.35~~	57.70	08100	~~49.48~~	49.30	08100	~~34.25~~	33.57
8.20	10	103	61	48.7	40	08200	~~58.35~~	57.70	08200	~~49.48~~	49.30	08200	~~34.25~~	33.57
8.30	10	103	61	48.5	40	08300	~~58.35~~	57.70	08300	~~49.48~~	49.30	08300	~~34.25~~	33.57

P	○	●	●
M	●	●	
K		●	●
N	●	○	
S	○		
H			
O	○		

High Performance Drill, DIN 6537

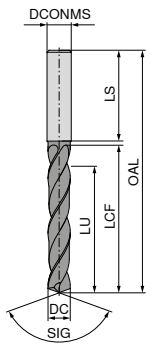



SIG 140°

WNT \ Standard



SIG 140°

WNT \ Standard



SIG 140°

WNT \ Standard

DC h7/m7	DCONMS h6	OAL	LCF	LU	LS	11 715 ...	PG T1/9C		11 702 ...	PG T1/9C		11 710 ...	PG T1/9C	
mm	mm	mm	mm	mm	mm		£	£		£	£		£	£
8.40	10	103	61	48.4	40	08400	~~58.35~~	57.70	08400	~~49.48~~	49.30	08400	~~34.25~~	33.57
8.50	10	103	61	48.2	40	08500	~~58.35~~	57.70	08500	~~49.48~~	49.30	08500	~~34.25~~	33.57
8.60	10	103	61	48.1	40	08600	~~58.35~~	57.70	08600	~~49.48~~	49.30	08600	~~34.25~~	33.57
8.70	10	103	61	47.9	40	08700	~~58.35~~	57.70	08700	~~49.48~~	49.30	08700	~~34.25~~	33.57
8.80	10	103	61	47.8	40	08800	~~58.35~~	57.70	08800	~~49.48~~	49.30	08800	~~34.25~~	33.57
8.90	10	103	61	47.6	40	08900	~~58.35~~	57.70	08900	~~49.48~~	49.30	08900	~~34.25~~	33.57
9.00	10	103	61	47.5	40	09000	~~58.35~~	57.70	09000	~~49.48~~	49.30	09000	~~34.25~~	33.57
9.10	10	103	61	47.3	40	09100	~~58.35~~	57.70	09100	~~49.48~~	49.30	09100	~~34.25~~	33.57
9.20	10	103	61	47.2	40	09200	~~58.35~~	57.70	09200	~~49.48~~	49.30	09200	~~34.25~~	33.57
9.30	10	103	61	47.0	40	09300	~~58.35~~	57.70	09300	~~49.48~~	49.30	09300	~~34.25~~	33.57
9.40	10	103	61	46.9	40	09400	~~58.35~~	57.70	09400	~~49.48~~	49.30	09400	~~34.25~~	33.57
9.50	10	103	61	46.7	40	09500	~~58.35~~	57.70	09500	~~49.48~~	49.30	09500	~~34.25~~	33.57
9.55	10	103	61	46.6	40				09550	~~49.48~~	49.30			
9.60	10	103	61	46.6	40	09600	~~58.35~~	57.70	09600	~~49.48~~	49.30	09600	~~34.25~~	33.57
9.70	10	103	61	46.4	40	09700	~~58.35~~	57.70	09700	~~49.48~~	49.30	09700	~~34.25~~	33.57
9.80	10	103	61	46.3	40	09800	~~58.35~~	57.70	09800	~~49.48~~	49.30	09800	~~34.25~~	33.57
9.90	10	103	61	46.1	40	09900	~~58.35~~	57.70	09900	~~49.48~~	49.30	09900	~~34.25~~	33.57
10.00	10	103	61	46.0	40	10000	~~58.35~~	57.70	10000	~~49.48~~	49.30	10000	~~34.25~~	33.57
10.10	12	118	71	55.8	45	10100	~~86.82~~	86.02	10100	~~73.58~~	73.43	10100	~~52.02~~	51.40
10.20	12	118	71	55.7	45	10200	~~86.82~~	86.02	10200	~~73.58~~	73.43	10200	~~52.02~~	51.40
10.30	12	118	71	55.5	45	10300	~~86.82~~	86.02	10300	~~73.58~~	73.43	10300	~~52.02~~	51.40
10.40	12	118	71	55.4	45	10400	~~86.82~~	86.02	10400	~~73.58~~	73.43	10400	~~52.02~~	51.40
10.50	12	118	71	55.2	45	10500	~~86.82~~	86.02	10500	~~73.58~~	73.43	10500	~~52.02~~	51.40
10.60	12	118	71	55.1	45	10600	~~86.82~~	86.02	10600	~~73.58~~	73.43	10600	~~52.02~~	51.40
10.70	12	118	71	54.9	45	10700	~~86.82~~	86.02	10700	~~73.58~~	73.43	10700	~~52.02~~	51.40
10.80	12	118	71	54.8	45	10800	~~86.82~~	86.02	10800	~~73.58~~	73.43	10800	~~52.02~~	51.40
10.90	12	118	71	54.6	45	10900	~~86.82~~	86.02	10900	~~73.58~~	73.43	10900	~~52.02~~	51.40
11.00	12	118	71	54.5	45	11000	~~86.82~~	86.02	11000	~~73.58~~	73.43	11000	~~52.02~~	51.40
11.10	12	118	71	54.3	45	11100	~~86.82~~	86.02	11100	~~73.58~~	73.43	11100	~~52.02~~	51.40
11.20	12	118	71	54.2	45	11200	~~86.82~~	86.02	11200	~~73.58~~	73.43	11200	~~52.02~~	51.40
11.30	12	118	71	54.0	45	11300	~~86.82~~	86.02	11300	~~73.58~~	73.43	11300	~~52.02~~	51.40
11.40	12	118	71	53.9	45	11400	~~86.82~~	86.02	11400	~~73.58~~	73.43	11400	~~52.02~~	51.40
11.50	12	118	71	53.7	45	11500	~~86.82~~	86.02	11500	~~73.58~~	73.43	11500	~~52.02~~	51.40
11.60	12	118	71	53.6	45	11600	~~86.82~~	86.02	11600	~~73.58~~	73.43	11600	~~52.02~~	51.40
11.70	12	118	71	53.4	45	11700	~~86.82~~	86.02	11700	~~73.58~~	73.43	11700	~~52.02~~	51.40
11.80	12	118	71	53.3	45	11800	~~86.82~~	86.02	11800	~~73.58~~	73.43	11800	~~52.02~~	51.40
11.90	12	118	71	53.1	45	11900	~~86.82~~	86.02	11900	~~73.58~~	73.43	11900	~~52.02~~	51.40
12.00	12	118	71	53.0	45	12000	~~86.82~~	86.02	12000	~~73.58~~	73.43	12000	~~52.02~~	51.40
12.10	14	124	77	58.8	45	12100	~~110.69~~	110.15	12100	~~93.89~~	93.36	12100	~~68.54~~	68.19
12.20	14	124	77	58.7	45	12200	~~110.69~~	110.15	12200	~~93.89~~	93.36	12200	~~68.54~~	68.19
12.40	14	124	77	58.4	45	12400	~~110.69~~	110.15	12400	~~93.89~~	93.36			
12.50	14	124	77	58.2	45	12500	~~110.69~~	110.15	12500	~~93.89~~	93.36	12500	~~68.54~~	68.19
12.60	14	124	77	58.1	45	12600	~~110.69~~	110.15	12600	~~93.89~~	93.36			
12.70	14	124	77	57.9	45	12700	~~110.69~~	110.15	12700	~~108.40~~	92.14	12700	~~75.77~~	64.41
12.80	14	124	77	57.8	45	12800	~~110.69~~	110.15	12800	~~93.89~~	93.36	12800	~~68.54~~	68.19
13.00	14	124	77	57.5	45	13000	~~110.69~~	110.15	13000	~~93.89~~	93.36	13000	~~68.54~~	68.19
13.10	14	124	77	57.3	45	13100	~~110.69~~	110.15	13100	~~93.89~~	93.36			
13.20	14	124	77	57.2	45	13200	~~110.69~~	110.15	13200	~~93.89~~	93.36	13200	~~68.54~~	68.19
13.30	14	124	77	57.0	45	13300	~~110.69~~	110.15	13300	~~93.89~~	93.36			
13.50	14	124	77	56.7	45	13500	~~110.69~~	110.15	13500	~~93.89~~	93.36	13500	~~68.54~~	68.19
13.70	14	124	77	56.4	45	13700	~~110.69~~	110.15						
13.80	14	124	77	56.3	45	13800	~~110.69~~	110.15	13800	~~93.89~~	93.36	13800	~~68.54~~	68.19
14.00	14	124	77	56.0	45	14000	~~110.69~~	110.15	14000	~~93.89~~	93.36	14000	~~68.54~~	68.19
14.20	16	133	83	61.7	48	14200	~~141.98~~	141.62	14200	~~120.52~~	119.59	14200	~~88.84~~	88.12
14.30	16	133	83	61.5	48	14300	~~141.98~~	141.62	14300	~~120.52~~	119.59			
14.40	16	133	83	61.4	48	14400	~~141.98~~	141.62	14400	~~120.52~~	119.59	14400	~~88.84~~	88.12
14.50	16	133	83	61.2	48	14500	~~141.98~~	141.62	14500	~~120.52~~	119.59	14500	~~88.84~~	88.12
14.70	16	133	83	60.9	48	14700	~~141.98~~	141.62						
14.80	16	133	83	60.8	48	14800	~~141.98~~	141.62	14800	~~120.52~~	119.59	14800	~~88.84~~	88.12
15.00	16	133	83	60.5	48	15000	~~141.98~~	141.62	15000	~~120.52~~	119.59	15000	~~88.84~~	88.12
15.10	16	133	83	60.3	48	15100	~~141.98~~	141.62	15100	~~120.52~~	119.59			
15.20	16	133	83	60.2	48	15200	~~141.98~~	141.62	15200	~~120.52~~	119.59	15200	~~88.84~~	88.12
15.25	16	133	83	60.1	48				15250	~~120.52~~	119.59			
15.30	16	133	83	60.0	48	15300	~~141.98~~	141.62	15300	~~120.52~~	119.59			
15.50	16	133	83	59.7	48	15500	~~141.98~~	141.62	15500	~~120.52~~	119.59	15500	~~88.84~~	88.12
15.70	16	133	83	59.4	48	15700	~~141.98~~	141.62						
15.80	16	133	83	59.3	48	15800	~~141.98~~	141.62	15800	~~120.52~~	119.59	15800	~~88.84~~	88.12
16.00	16	133	83	59.0	48	16000	~~141.98~~	141.62	16000	~~120.52~~	119.59	16000	~~88.84~~	88.12
16.20	18	143	93	68.7	48	16200	~~219.58~~	219.24	16200	~~185.22~~	184.62			
16.30	18	143	93	68.5	48	16300	~~219.58~~	219.24	16300	~~185.22~~	184.62			
16.50	18	143	93	68.2	48	16500	~~219.58~~	219.24	16500	~~185.22~~	184.62	16500	~~144.64~~	143.71
16.80	18	143	93	67.8	48	16800	~~219.58~~	219.24	16800	~~185.22~~	184.62			
17.00	18	143	93	67.5	48	17000	~~219.58~~	219.24	17000	~~185.22~~	184.62	17000	~~144.64~~	143.71
17.30	18	143	93	67.0	48	17300	~~219.58~~	219.24	17300	~~185.22~~	184.62			
17.50	18	143	93	66.7	48	17500	~~219.58~~	219.24	17500	~~185.22~~	184.62	17500	~~144.64~~	143.71
18.00	18	143	93	66.0	48	18000	~~219.58~~	219.24	18000	~~185.22~~	184.62	18000	~~144.64~~	143.71
18.50	20	153	101	73.2	50	18500	~~238.86~~	238.12	18500	~~201.74~~	201.41	18500	~~154.78~~	154.20
18.90	20	153	101	72.6	50	18900	~~238.86~~	238.12	18900	~~201.74~~	201.41	18900	~~154.78~~	154.20
19.00	20	153	101	72.5	50	19000	~~238.86~~	238.12	19000	~~201.74~~	201.41	19000	~~154.78~~	154.20
19.20	20	153	101	72.2	50	19200	~~238.86~~	238.12	19200	~~201.74~~	201.41			
19.30	20	153	101	72.0	50	19300	~~238.86~~	238.12	19300	~~201.74~~	201.41			
19.50	20	153	101	71.7	50	19500	~~238.86~~	238.12	19500	~~201.74~~	201.41	19500	~~154.78~~	154.20
19.70	20	153	101	71.4	50	19700	~~238.86~~	238.12	19700	~~201.74~~	201.41			
20.00	20	153	101	71.0	50	20000	~~238.86~~	238.12	20000	~~201.74~~	201.41	20000	~~154.78~~	154.20
P						○			●			●		
M						●			●					
K									●			●		
N						●			○					
S						○								
H														
O						○								

Customer Service Centre
Freephone: 0800 073 2 073
Email: info.uk@ceratizit.com

Ordering via the Online Shop
http://cuttingtools.ceratizit.com

High Performance Drill, factory standard

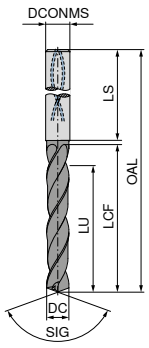

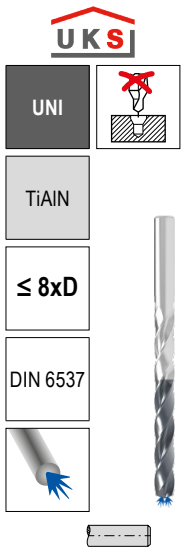

SIG 135°

WNT \ Standard

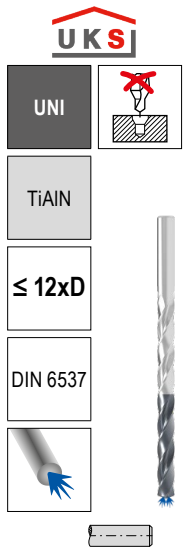

SIG 135°

WNT \ Standard

DC h7 mm	11 704 ...	PG T1/9C £	£	11 705 ...	PG T1/9C £	£
3.0	03000	~~74.86~~	74.48	03000	~~100.22~~	99.66
3.1	03100	~~74.86~~	74.48	03100	~~100.22~~	99.66
3.2	03200	~~74.86~~	74.48	03200	~~100.22~~	99.66
3.3	03300	~~74.86~~	74.48	03300	~~100.22~~	99.66
3.4	03400	~~74.86~~	74.48	03400	~~100.22~~	99.66
3.5	03500	~~74.86~~	74.48	03500	~~100.22~~	99.66
3.6	03600	~~74.86~~	74.48	03600	~~100.22~~	99.66
3.7	03700	~~74.86~~	74.48	03700	~~100.22~~	99.66
3.8	03800	~~74.86~~	74.48	03800	~~100.22~~	99.66
3.9	03900	~~74.86~~	74.48	03900	~~100.22~~	99.66
4.0	04000	~~74.86~~	74.48	04000	~~100.22~~	99.66
4.1	04100	~~74.86~~	74.48	04100	~~100.22~~	99.66
4.2	04200	~~74.86~~	74.48	04200	~~100.22~~	99.66
4.3	04300	~~74.86~~	74.48	04300	~~100.22~~	99.66
4.4	04400	~~74.86~~	74.48	04400	~~100.22~~	99.66
4.5	04500	~~74.86~~	74.48	04500	~~100.22~~	99.66
4.6	04600	~~74.86~~	74.48	04600	~~100.22~~	99.66
4.7	04700	~~74.86~~	74.48	04700	~~100.22~~	99.66
4.8	04800	~~74.86~~	74.48	04800	~~100.22~~	99.66
4.9	04900	~~74.86~~	74.48	04900	~~100.22~~	99.66
5.0	05000	~~74.86~~	74.48	05000	~~100.22~~	99.66
5.1	05100	~~74.86~~	74.48	05100	~~100.22~~	99.66
5.2	05200	~~74.86~~	74.48	05200	~~100.22~~	99.66
5.3	05300	~~74.86~~	74.48	05300	~~100.22~~	99.66
5.4	05400	~~74.86~~	74.48	05400	~~100.22~~	99.66
5.5	05500	~~74.86~~	74.48	05500	~~100.22~~	99.66
5.6	05600	~~74.86~~	74.48	05600	~~100.22~~	99.66
5.7	05700	~~74.86~~	74.48	05700	~~100.22~~	99.66
5.8	05800	~~74.86~~	74.48	05800	~~100.22~~	99.66
5.9	05900	~~74.86~~	74.48	05900	~~100.22~~	99.66
6.0	06000	~~74.86~~	74.48	06000	~~100.22~~	99.66
6.1	06100	~~92.62~~	92.31	06100	~~111.65~~	111.19
6.2	06200	~~92.62~~	92.31	06200	~~111.65~~	111.19
6.3	06300	~~92.62~~	92.31	06300	~~111.65~~	111.19
6.4	06400	~~92.62~~	92.31	06400	~~111.65~~	111.19
6.5	06500	~~92.62~~	92.31	06500	~~111.65~~	111.19
6.6	06600	~~92.62~~	92.31	06600	~~111.65~~	111.19
6.7	06700	~~92.62~~	92.31	06700	~~111.65~~	111.19
6.8	06800	~~92.62~~	92.31	06800	~~111.65~~	111.19
6.9	06900	~~92.62~~	92.31	06900	~~111.65~~	111.19
7.0	07000	~~92.62~~	92.31	07000	~~111.65~~	111.19
7.1	07100	~~92.62~~	92.31	07100	~~111.65~~	111.19
7.2	07200	~~92.62~~	92.31	07200	~~111.65~~	111.19
7.3	07300	~~92.62~~	92.31	07300	~~111.65~~	111.19
7.4	07400	~~92.62~~	92.31	07400	~~111.65~~	111.19
7.5	07500	~~92.62~~	92.31	07500	~~111.65~~	111.19
7.6	07600	~~92.62~~	92.31	07600	~~111.65~~	111.19
7.7	07700	~~92.62~~	92.31	07700	~~111.65~~	111.19
7.8	07800	~~92.62~~	92.31	07800	~~111.65~~	111.19
7.9	07900	~~92.62~~	92.31	07900	~~111.65~~	111.19
8.0	08000	~~92.62~~	92.31	08000	~~111.65~~	111.19
8.1	08100	~~112.91~~	112.24	08100	~~156.05~~	155.25
8.2	08200	~~112.91~~	112.24	08200	~~156.05~~	155.25
8.3	08300	~~112.91~~	112.24	08300	~~156.05~~	155.25
8.4	08400	~~112.91~~	112.24	08400	~~156.05~~	155.25
8.5	08500	~~112.91~~	112.24	08500	~~156.05~~	155.25
8.6	08600	~~112.91~~	112.24	08600	~~156.05~~	155.25
8.7	08700	~~112.91~~	112.24	08700	~~156.05~~	155.25
8.8	08800	~~112.91~~	112.24	08800	~~156.05~~	155.25
8.9	08900	~~112.91~~	112.24	08900	~~156.05~~	155.25
9.0	09000	~~112.91~~	112.24	09000	~~156.05~~	155.25
9.1	09100	~~112.91~~	112.24	09100	~~156.05~~	155.25
9.2	09200	~~112.91~~	112.24	09200	~~156.05~~	155.25
9.3	09300	~~112.91~~	112.24	09300	~~156.05~~	155.25
9.4	09400	~~112.91~~	112.24	09400	~~156.05~~	155.25
9.5	09500	~~112.91~~	112.24	09500	~~156.05~~	155.25
9.6	09600	~~112.91~~	112.24	09600	~~156.05~~	155.25
9.7	09700	~~112.91~~	112.24	09700	~~156.05~~	155.25
9.8	09800	~~112.91~~	112.24	09800	~~156.05~~	155.25
9.9	09900	~~112.91~~	112.24	09900	~~156.05~~	155.25
10.0	10000	~~112.91~~	112.24	10000	~~156.05~~	155.25
10.2	10200	~~150.96~~	150.01	10200	~~215.67~~	215.05
10.5	10500	~~150.96~~	150.01	10500	~~215.67~~	215.05
10.8	10800	~~150.96~~	150.01	10800	~~215.67~~	215.05
11.0	11000	~~150.96~~	150.01	11000	~~215.67~~	215.05
11.5	11500	~~150.96~~	150.01	11500	~~215.67~~	215.05
11.8	11800	~~150.96~~	150.01	11800	~~215.67~~	215.05
12.0	12000	~~150.96~~	150.01	12000	~~215.67~~	215.05
12.2	12200	~~225.82~~	225.54			
12.5	12500	~~225.82~~	225.54	12500	~~277.84~~	276.94
12.7	12700	~~264.83~~	222.56	12700	~~277.84~~	276.94
12.8				12800	~~277.84~~	276.94
13.0	13000	~~225.82~~	225.54	13000	~~277.84~~	276.94
13.5	13500	~~225.82~~	225.54	13500	~~277.84~~	276.94
13.8				13800	~~277.84~~	276.94
14.0	14000	~~225.82~~	225.54	14000	~~277.84~~	276.94
14.5	14500	~~295.60~~	294.77	14500	~~366.65~~	366.10
14.8				14800	~~366.65~~	366.10
15.0	15000	~~295.60~~	294.77	15000	~~366.65~~	366.10
15.5	15500	~~295.60~~	294.77	15500	~~366.65~~	366.10
15.8				15800	~~366.65~~	366.10
16.0	16000	~~295.60~~	294.77	16000	~~366.65~~	366.10
16.5	16500	~~384.87~~	381.84	16500	~~437.68~~	437.43
17.0	17000	~~384.87~~	381.84	17000	~~437.68~~	437.43
17.5	17500	~~384.87~~	381.84	17500	~~437.68~~	437.43
18.0	18000	~~384.87~~	381.84	18000	~~437.68~~	437.43
18.5	18500	~~425.00~~	424.85	18500	~~437.68~~	437.43
19.0	19000	~~425.00~~	424.85	19000	~~437.68~~	437.43
19.5	19500	~~425.00~~	424.85	19500	~~437.68~~	437.43
20.0	20000	~~425.00~~	424.85	20000	~~437.68~~	437.43
P		●			●	
M		●			●	
K		●			●	
N						
S						
H						
O						

NC Spot Drill, factory standard

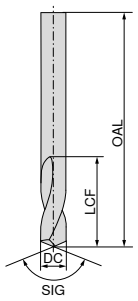



SIG 142°

WNT \ Standard

DC js8 mm	OAL mm	LCF mm	10 704 ...	PG T3 £	£
2	32	6	002	~~29.34~~	20.52
3	32	8	003	~~29.34~~	20.52
4	40	10	004	~~22.98~~	16.09
5	50	13	005	~~26.40~~	18.48
6	50	13	006	~~29.46~~	20.62
8	60	23	008	~~45.26~~	31.69
10	70	24	010	~~63.47~~	44.44
12	70	24	012	~~91.56~~	64.09
14	75	26	014	~~105.28~~	73.69
16	75	29	016	~~153.66~~	107.56
18	100	35	018	~~298.03~~	208.63
20	100	35	020	~~250.20~~	175.14
P				●	
M					
K				●	
N				●	
S					
H					
O					

New for old

Regrind instead of buying new

Your used precision tool is in the best possible hands with us. We return your tool to you with the original finish, coating and geometry – as good as new and ready for use back in the machine.



WTX – High performance deep hole drills

- ▲ Pilot hole necessary
- ▲ Excellent alignment precision
- ▲ Secure chip evacuation

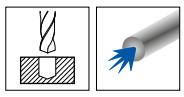

WNT \ Performance

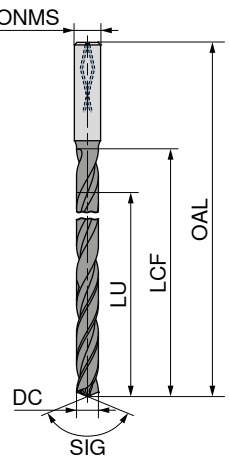



SIG 135°
Solid carbide

SIG 135°
Solid carbide

SIG 135°
Solid carbide

SIG 135°
Solid carbide

DC h7 mm		11 016 ... PG T7/9G			11 017 ... PG T7/9G			11 020 ... PG T7/9G			11 021 ... PG T7/9G		
		£	£		£	£		£	£		£	£	
2.0	020	~~133.60~~	133.22	020	~~133.60~~	133.22	020	~~141.35~~	140.57	020	~~141.35~~	140.57	
2.2	022	~~133.60~~	133.22	022	~~133.60~~	133.22	022	~~136.57~~	136.37	022	~~141.35~~	140.57	
2.3	023	~~133.60~~	133.22	023	~~133.60~~	133.22	023	~~141.35~~	140.57	023	~~141.35~~	140.57	
2.4	024	~~149.14~~	148.96	024	~~149.14~~	148.96	024	~~153.09~~	152.11	024	~~158.44~~	158.40	
2.5	025	~~149.14~~	148.96	025	~~149.14~~	148.96	025	~~158.44~~	158.40	025	~~158.44~~	158.40	
2.7	027	~~149.14~~	148.96	027	~~149.14~~	148.96	027	~~153.09~~	152.11	027	~~158.44~~	158.40	
2.8	028	~~149.14~~	148.96	028	~~149.14~~	148.96	028	~~158.44~~	158.40	028	~~158.44~~	158.40	
3.0	030	~~189.51~~	188.82	030	~~189.51~~	188.82	030	~~204.11~~	203.51	030	~~211.27~~	210.85	
3.2	032	~~189.51~~	188.82	032	~~189.51~~	188.82	032	~~211.27~~	210.85	032	~~211.27~~	210.85	
3.3	033	~~189.51~~	188.82	033	~~189.51~~	188.82	033	~~204.11~~	203.51	033	~~211.27~~	210.85	
3.5	035	~~189.51~~	188.82	035	~~189.51~~	188.82	035	~~211.27~~	210.85	035	~~211.27~~	210.85	
3.8	038	~~197.30~~	197.21	038	~~197.30~~	197.21	038	~~213.11~~	212.95	038	~~220.56~~	220.29	
4.0	040	~~197.30~~	197.21	040	~~197.30~~	197.21	040	~~220.56~~	220.29	040	~~220.56~~	220.29	
4.2	042	~~212.82~~	211.90	042	~~212.82~~	211.90	042	~~228.12~~	227.63	042	~~236.12~~	236.03	
4.5	045	~~212.82~~	211.90	045	~~212.82~~	211.90	045	~~236.12~~	236.03	045	~~236.12~~	236.03	
4.8	048	~~225.23~~	224.49	048	~~225.23~~	224.49	048	~~241.63~~	241.27	048	~~250.10~~	249.66	
5.0	050	~~225.23~~	224.49	050	~~225.23~~	224.49	050	~~250.10~~	249.66	050	~~250.10~~	249.66	
5.5	055	~~234.56~~	233.93	055	~~234.56~~	233.93	055	~~252.15~~	251.76	055	~~260.99~~	260.15	
5.8	058	~~234.56~~	233.93	058	~~234.56~~	233.93	058	~~260.99~~	260.15	058	~~260.99~~	260.15	
6.0	060	~~234.56~~	233.93	060	~~234.56~~	233.93	060	~~260.99~~	260.15	060	~~260.99~~	260.15	
6.5	065	~~250.10~~	249.66	065	~~250.10~~	249.66	065	~~270.07~~	277.99	065	~~270.07~~	277.99	
6.8	068	~~268.75~~	268.54	068	~~268.75~~	268.54	068	~~299.84~~	298.97	068	~~299.84~~	298.97	
7.0	070	~~268.75~~	268.54	070	~~268.75~~	268.54	070	~~299.84~~	298.97	070	~~299.84~~	298.97	
7.5	075	~~301.37~~	301.06	075	~~301.37~~	301.06	075	~~333.98~~	333.58	075	~~333.98~~	333.58	
7.8	078	~~301.37~~	301.06	078	~~301.37~~	301.06	078	~~333.98~~	333.58	078	~~333.98~~	333.58	
8.0	080	~~301.37~~	301.06	080	~~301.37~~	301.06	080	~~333.98~~	333.58	080	~~333.98~~	333.58	
8.5	085	~~332.42~~	331.48	085	~~332.42~~	331.48	085	~~368.15~~	367.15	085	~~368.15~~	367.15	
8.8	088	~~369.72~~	369.25	088	~~369.72~~	369.25	088	~~413.21~~	412.26	088	~~413.21~~	412.26	
9.0	090	~~369.72~~	369.25	090	~~369.72~~	369.25	090	~~413.21~~	412.26	090	~~413.21~~	412.26	
9.8	098	~~369.72~~	369.25	098	~~369.72~~	369.25	098	~~413.21~~	412.26	098	~~413.21~~	412.26	
10.0	100	~~369.72~~	369.25	100	~~369.72~~	369.25	100	~~413.21~~	412.26	100	~~413.21~~	412.26	
10.2	102	~~413.21~~	412.26	102	~~413.21~~	412.26	102	~~453.60~~	453.17	102	~~453.60~~	453.17	
10.8	108	~~413.21~~	412.26	108	~~399.25~~	398.62	108	~~453.60~~	453.17	108	~~453.60~~	453.17	
11.8	118	~~413.21~~	412.26	118	~~413.21~~	412.26	118	~~453.60~~	453.17	118	~~453.60~~	453.17	
12.0	120	~~413.21~~	412.26	120	~~399.25~~	398.62	120	~~453.60~~	453.17	120	~~453.60~~	453.17	
P		●						●					
M		●						●					
K		●						●					
N					●						●		
S		○						○					
H													
O													

Customer Service Centre
Freephone: 0800 073 2 073
Email: info.uk@ceratizit.com

Ordering via the Online Shop
http://cuttingtools.ceratizit.com

WTX – High performance deep hole drills

- ▲ Pilot hole necessary
- ▲ Excellent alignment precision
- ▲ Secure chip evacuation

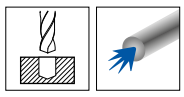

WNT \ Performance

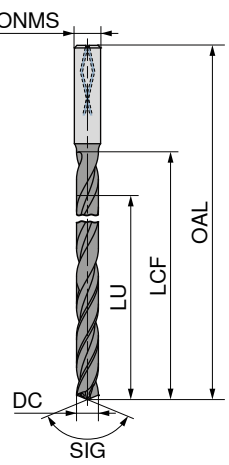

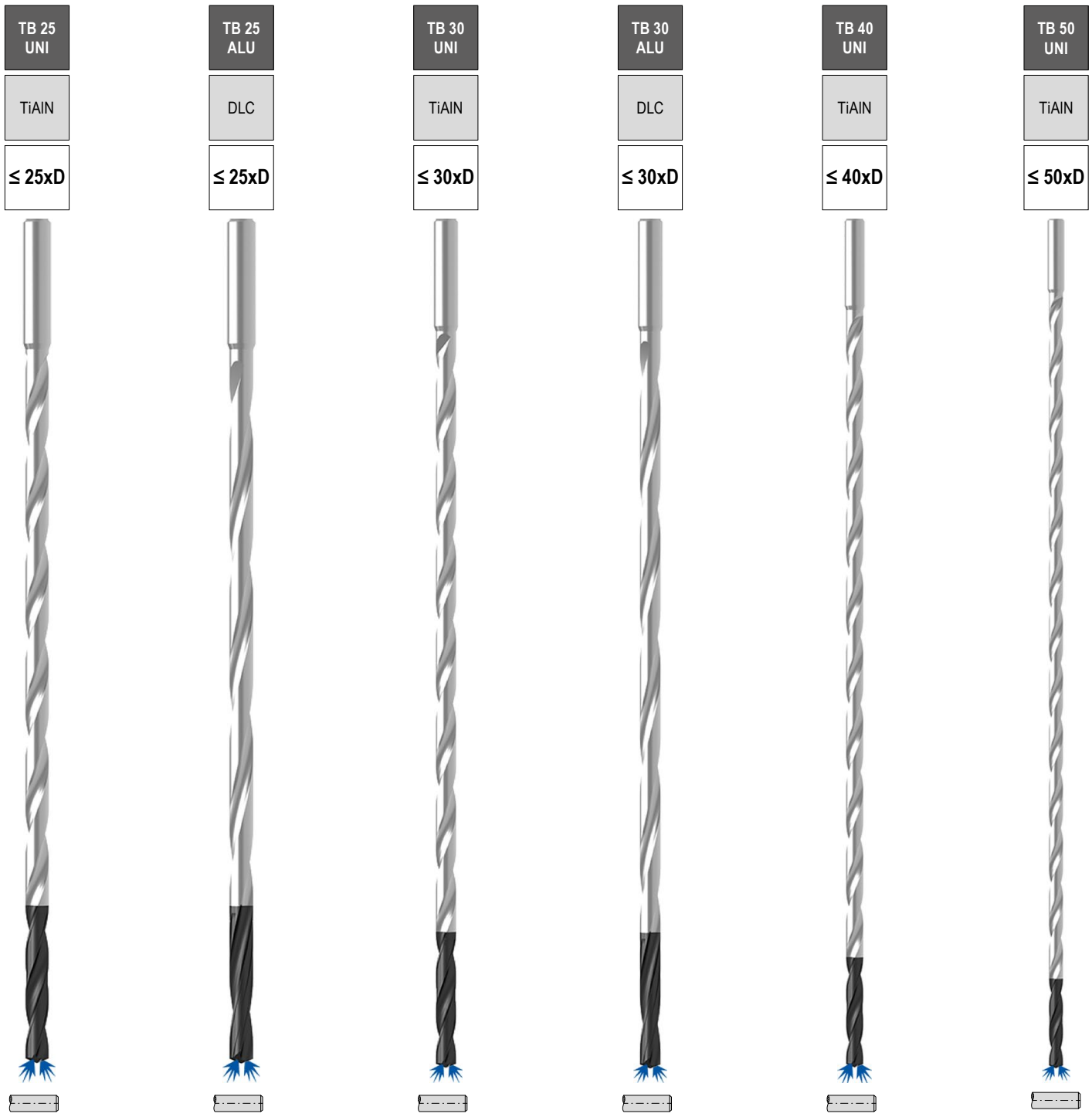

SIG 135° Solid carbide | SIG 135° Solid carbide | SIG 135° Solid carbide | SIG 135° Solid carbide | SIG 135° Solid carbide | SIG 135° Solid carbide

DC $_{fg6/h7}$ mm	11 025 ... PG T7/9G			11 026 ... PG T7/9G			11 030 ... PG T7/9G			11 031 ... PG T7/9G			11 040 ... PG T7/9G			11 050 ... PG T7/9G		
		£	£		£	£		£	£		£	£		£	£		£	£
2.0	020	~~150.60~~	150.01	020	~~150.60~~	150.01	020	~~160.02~~	159.45	020	~~160.02~~	159.45						
2.2	022	~~150.60~~	150.01	022	~~150.60~~	150.01	022	~~160.02~~	159.45	022	~~160.02~~	159.45						
2.3	023	~~150.60~~	150.01	023	~~150.60~~	150.01	023	~~160.02~~	159.45	023	~~160.02~~	159.45						
2.4	024	~~170.87~~	169.94	024	~~170.87~~	169.94	024	~~186.42~~	185.67	024	~~186.42~~	185.67						
2.5	025	~~170.87~~	169.94	025	~~170.87~~	169.94	025	~~186.42~~	185.67	025	~~186.42~~	185.67						
2.7	027	~~170.87~~	169.94	027	~~170.87~~	169.94	027	~~186.42~~	185.67	027	~~186.42~~	185.67						
2.8	028	~~170.87~~	169.94	028	~~170.87~~	169.94	028	~~186.42~~	185.67	028	~~186.42~~	185.67						
3.0	030	~~245.42~~	244.42	030	~~245.42~~	244.42	030	~~313.80~~	313.65	030	~~313.80~~	313.65	030	~~399.21~~	398.62	030	~~542.15~~	541.28
3.2	032	~~245.42~~	244.42	032	~~245.42~~	244.42	032	~~313.80~~	313.65	032	~~313.80~~	313.65						
3.3	033	~~271.83~~	271.69	033	~~270.31~~	269.59	033	~~323.12~~	323.09	033	~~323.12~~	323.09						
3.5	035	~~271.83~~	271.69	035	~~270.31~~	269.59	035	~~323.12~~	323.09	035	~~323.12~~	323.09						
3.8	038	~~279.61~~	279.03	038	~~279.61~~	279.03	038	~~323.12~~	323.09	038	~~323.12~~	323.09						
4.0	040	~~279.61~~	279.03	040	~~279.61~~	279.03	040	~~323.12~~	323.09	040	~~323.12~~	323.09	040	~~399.21~~	398.62	040	~~542.15~~	541.28
4.2	042	~~279.61~~	279.03	042	~~279.61~~	279.03	042	~~323.12~~	323.09	042	~~323.12~~	323.09	042	~~441.18~~	440.58	042	~~602.70~~	602.13
4.5	045	~~292.04~~	291.62	045	~~292.04~~	291.62	045	~~332.42~~	331.48	045	~~332.42~~	331.48	045	~~441.18~~	440.58	045	~~602.70~~	602.13
4.8	048	~~292.04~~	291.62	048	~~292.04~~	291.62	048	~~332.42~~	331.48	048	~~332.42~~	331.48	048	~~470.69~~	469.95	048	~~680.39~~	679.75
5.0	050	~~292.04~~	291.62	050	~~292.04~~	291.62	050	~~332.42~~	331.48	050	~~332.42~~	331.48	050	~~470.69~~	469.95	050	~~680.39~~	679.75
5.5	055	~~313.80~~	313.65	055	~~313.80~~	313.65	055	~~347.96~~	347.22	055	~~347.96~~	347.22	055	~~506.42~~	505.62	055	~~765.83~~	765.77
5.8	058	~~313.80~~	313.65	058	~~313.80~~	313.65	058	~~347.96~~	347.22	058	~~347.96~~	347.22	058	~~506.42~~	505.62	058	~~776.74~~	776.26
6.0	060	~~313.80~~	313.65	060	~~313.80~~	313.65	060	~~347.96~~	347.22	060	~~347.96~~	347.22	060	~~506.42~~	505.62	060	~~776.74~~	776.26
6.5	065	~~349.54~~	349.32	065	~~349.54~~	349.32	065	~~382.13~~	381.84	065	~~382.13~~	381.84	065	~~545.25~~	544.43	065	~~863.70~~	863.33
6.8	068	~~349.54~~	349.32	068	~~349.54~~	349.32	068	~~399.21~~	398.62	068	~~399.21~~	398.62	068	~~545.25~~	544.43	068	~~936.72~~	935.71
7.0	070	~~349.54~~	349.32	070	~~349.54~~	349.32	070	~~399.21~~	398.62	070	~~399.21~~	398.62	070	~~545.25~~	544.43			
7.5	075	~~388.36~~	388.13	075	~~388.36~~	388.13	075	~~399.21~~	398.62	075	~~399.21~~	398.62	075	~~605.83~~	605.27			
7.8	078	~~388.36~~	388.13	078	~~388.36~~	388.13	078	~~444.27~~	443.73	078	~~444.27~~	443.73	078	~~605.83~~	605.27			
8.0	080	~~388.36~~	388.13	080	~~388.36~~	388.13	080	~~444.27~~	443.73	080	~~444.27~~	443.73	080	~~605.83~~	605.27			
8.5	085	~~438.03~~	437.43	085	~~438.03~~	437.43	085	~~512.64~~	511.91	085	~~512.64~~	511.91	085	~~667.96~~	667.16			
8.8	088	~~475.33~~	475.20	088	~~475.33~~	475.20	088	~~539.02~~	538.14	088	~~539.02~~	538.14	088	~~667.96~~	667.16			
9.0	090	~~475.33~~	475.20	090	~~475.33~~	475.20	090	~~539.02~~	538.14	090	~~539.02~~	538.14	090	~~667.96~~	667.16			
9.8	098	~~475.33~~	475.20	098	~~475.33~~	475.20	098	~~539.02~~	538.14	098	~~539.02~~	538.14						
10.0	100	~~475.33~~	475.20	100	~~475.33~~	475.20	100	~~539.02~~	538.14	100	~~539.02~~	538.14						
10.2	102	~~571.66~~	570.66	102	~~571.66~~	570.66	102	~~688.16~~	688.14	102	~~688.16~~	688.14						
10.8	108	~~571.66~~	570.66	108	~~571.66~~	570.66	108	~~688.16~~	688.14	108	~~688.16~~	688.14						
11.8	118	~~571.66~~	570.66	118	~~571.66~~	570.66	118	~~688.16~~	688.14	118	~~688.16~~	688.14						
12.0	120	~~571.66~~	570.66	120	~~571.66~~	570.66	120	~~688.16~~	688.14	120	~~688.16~~	688.14						

P	●						●						●			●		
M	●						●						●			●		
K	●						●						●			●		
N				●						●								
S	○						○						○			○		
H																		
O																		

WTX – Holder for Exchangeable drills

▲ with radial teeth

≤ 1xD

WNT \ Performance

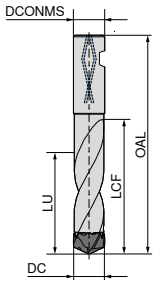

UKS Change



DC mm	DCONMS h6 mm	OAL mm	LCF mm	LU mm	10 911 ...	PG W1 £	£
12,00 - 12,49	14	81	29	12.5	120	~~313.19~~	181.48
12,50 - 12,99	14	81	29	13.0	125	~~313.19~~	181.48
13,00 - 13,49	14	81	31	13.5	130	~~313.19~~	181.48
13,50 - 13,99	16	86	32	14.0	135	~~313.19~~	181.48
14,00 - 14,49	16	86	33	14.5	140	~~313.19~~	181.48
14,50 - 14,99	16	91	34	15.0	145	~~313.19~~	181.48
15,00 - 15,49	16	91	36	15.5	150	~~313.19~~	181.48
15,50 - 16,49	20	97	38	16.5	161	~~323.59~~	187.77
15,50 - 16,49	18	92	38	16.5	160	~~323.59~~	187.77
16,50 - 17,49	20	99	40	17.5	166	~~323.59~~	187.77
16,50 - 17,49	18	94	40	17.5	165	~~323.59~~	187.77
17,50 - 18,49	20	104	43	18.5	176	~~323.59~~	187.77
17,50 - 18,49	18	99	43	18.5	175	~~323.59~~	187.77
18,50 - 19,49	20	99	45	19.5	185	~~382.42~~	221.34
19,50 - 20,49	20	104	47	20.5	195	~~382.42~~	221.34
20,50 - 21,49	25	111	49	21.5	205	~~423.94~~	245.47
21,50 - 22,49	25	116	52	22.5	215	~~423.94~~	245.47
22,50 - 23,49	25	116	54	23.5	225	~~463.77~~	268.54
23,50 - 24,49	25	121	56	24.5	235	~~463.77~~	268.54
24,50 - 25,49	25	123	59	25.5	245	~~503.54~~	291.62
25,50 - 26,49	25	123	61	26.5	255	~~503.54~~	291.62
26,50 - 27,49	25	128	63	27.5	265	~~503.54~~	291.62
27,50 - 28,49	25	128	66	28.5	275	~~503.54~~	291.62
28,50 - 29,49	32	134	68	29.5	285	~~584.87~~	338.83
29,50 - 30,49	32	139	70	30.5	295	~~584.87~~	338.83
30,50 - 31,49	32	139	75	31.5	305	~~645.44~~	373.44
31,50 - 32,49	32	139	75	32.5	315	~~645.44~~	373.44
32,50 - 33,49	32	150	78	33.5	325	~~695.62~~	402.82
33,50 - 34,49	32	150	79	34.5	335	~~695.62~~	402.82
34,50 - 35,49	32	150	82	35.5	345	~~695.62~~	402.82
35,50 - 37,49	32	152	86	37.5	355	~~801.47~~	463.66
37,50 - 39,49	32	157	91	39.5	375	~~830.61~~	480.44
39,50 - 41,00	32	167	95	41.5	395	~~851.37~~	493.03

WTX – Holder for Exchangeable drills

▲ with radial teeth

≤ 3xD

WNT \ Performance

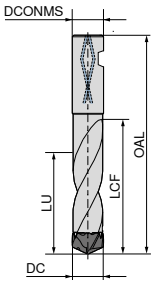

UKS Change



DC mm	DCONMS h6 mm	OAL mm	LCF mm	LU mm	10 913 ...	PG W1 £	£
12,00 - 12,49	14	100	53	38.0	120	~~354.12~~	204.56
12,50 - 12,99	14	105	55	39.0	125	~~354.12~~	204.56
13,00 - 13,49	14	105	57	40.0	130	~~354.12~~	204.56
13,50 - 13,99	16	110	59	42.0	135	~~354.12~~	204.56
14,00 - 14,49	16	115	61	43.0	140	~~354.12~~	204.56
14,50 - 14,99	16	115	63	45.0	145	~~354.12~~	204.56
15,00 - 15,49	16	115	65	46.0	150	~~354.12~~	204.56
15,50 - 16,49	20	125	70	50.0	161	~~345.43~~	200.36
15,50 - 16,49	18	120	70	50.0	160	~~345.43~~	200.36
16,50 - 17,49	20	130	74	50.0	166	~~345.43~~	200.36
16,50 - 17,49	18	125	74	53.0	165	~~345.43~~	200.36
17,50 - 18,49	20	135	78	50.0	176	~~345.43~~	200.36
17,50 - 18,49	18	130	78	55.0	175	~~345.43~~	200.36
18,50 - 19,49	20	135	82	58.0	185	~~408.50~~	236.03
19,50 - 20,49	20	140	87	62.0	195	~~408.50~~	236.03
20,50 - 21,49	25	150	91	65.0	205	~~451.08~~	261.20
21,50 - 22,49	25	155	95	67.0	215	~~451.08~~	261.20
22,50 - 23,49	25	160	99	70.0	225	~~493.84~~	285.33
23,50 - 24,49	25	165	103	73.0	235	~~493.84~~	285.33
24,50 - 25,49	25	165	108	77.0	245	~~536.37~~	310.50
25,50 - 26,49	25	175	112	80.0	255	~~536.37~~	310.50
26,50 - 27,49	25	175	116	82.0	265	~~536.37~~	310.50
27,50 - 28,49	25	180	120	85.0	275	~~536.37~~	310.50
28,50 - 29,49	32	190	124	88.0	285	~~624.74~~	359.81
29,50 - 30,49	32	195	129	92.0	295	~~624.74~~	359.81
30,50 - 31,49	32	195	133	94.0	305	~~686.76~~	397.57
31,50 - 32,49	32	200	137	97.0	315	~~686.76~~	397.57
32,50 - 33,49	32	210	144	100.5	325	~~809.83~~	468.90
33,50 - 34,49	32	215	148	103.5	335	~~809.83~~	468.90
34,50 - 35,49	32	220	153	106.5	345	~~809.83~~	468.90
35,50 - 37,49	32	227	161	112.5	355	~~930.96~~	539.19
37,50 - 39,49	32	237	170	118.5	375	~~965.58~~	559.12
39,50 - 41,00	32	247	178	124.5	395	~~989.80~~	572.75

WTX – Holder for Exchangeable drills

▲ with radial teeth

≤ 5xD

WNT \ Performance

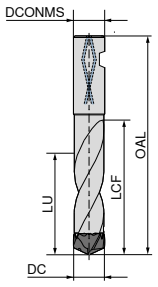

UKS Change



DC mm	DCONMS h6 mm	OAL mm	LCF mm	LU mm	10 915 ...	PG W1 £	£
12,00 - 12,49	14	125	78	62.0	120	~~398.64~~	230.78
12,50 - 12,99	14	130	81	65.0	125	~~398.64~~	230.78
13,00 - 13,49	14	130	84	67.0	130	~~398.64~~	230.78
13,50 - 13,99	16	140	88	70.0	135	~~398.64~~	230.78
14,00 - 14,49	16	140	90	72.0	140	~~398.64~~	230.78
14,50 - 14,99	16	145	94	75.0	145	~~398.64~~	230.78
15,00 - 15,49	16	145	96	77.0	150	~~398.64~~	230.78
15,50 - 16,49	20	160	103	82.0	161	~~408.50~~	236.03
15,50 - 16,49	18	155	103	82.0	160	~~408.50~~	236.03
16,50 - 17,49	20	165	109	87.0	166	~~408.50~~	236.03
16,50 - 17,49	18	160	109	87.0	165	~~408.50~~	236.03
17,50 - 18,49	20	170	115	92.0	176	~~408.50~~	236.03
17,50 - 18,49	18	165	115	92.0	175	~~408.50~~	236.03
18,50 - 19,49	20	175	121	97.0	185	~~473.51~~	273.79
19,50 - 20,49	20	180	128	102.0	195	~~473.51~~	273.79
20,50 - 21,49	25	195	134	107.0	205	~~514.16~~	297.92
21,50 - 22,49	25	200	140	112.0	215	~~514.16~~	297.92
22,50 - 23,49	25	205	146	117.0	225	~~558.84~~	323.09
23,50 - 24,49	25	210	152	122.0	235	~~558.84~~	323.09
24,50 - 25,49	25	220	159	127.0	245	~~601.43~~	348.27
25,50 - 26,49	25	225	165	132.0	255	~~601.43~~	348.27
26,50 - 27,49	25	230	171	137.0	265	~~601.43~~	348.27
27,50 - 28,49	25	240	177	142.0	275	~~601.43~~	348.27
28,50 - 29,49	32	250	183	146.0	285	~~686.76~~	397.57
29,50 - 30,49	32	255	190	152.0	295	~~686.76~~	397.57
30,50 - 31,49	32	260	196	157.0	305	~~749.81~~	434.29
31,50 - 32,49	32	265	202	162.0	315	~~749.81~~	434.29
32,50 - 33,49	32	275	210	167.5	325	~~915.38~~	529.75
33,50 - 34,49	32	285	217	172.5	335	~~915.38~~	529.75
34,50 - 35,49	32	290	224	177.5	345	~~915.38~~	529.75
35,50 - 37,49	32	302	236	187.5	355	~~1,029.57~~	595.83
37,50 - 39,49	32	317	249	197.5	375	~~1,067.68~~	617.86
39,50 - 41,00	32	327	261	207.5	395	~~1,091.86~~	631.50

WTX – Holder for Exchangeable drills

▲ Pilot hole is recommended

▲ With radial teeth

≤ 8xD

WNT \ Performance

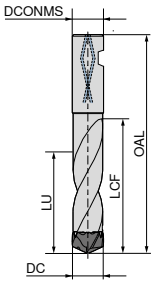

UKS Change



DC mm	DCONMS h6 mm	OAL mm	LCF mm	LU mm	10 918 ...	PG W1 £	£
12,00 - 12,49	14	165	116	100	120	~~506.99~~	293.72
12,50 - 12,99	14	170	121	104	125	~~506.99~~	293.72
13,00 - 13,49	14	175	126	108	130	~~506.99~~	293.72
13,50 - 13,99	16	180	129	111	135	~~506.99~~	293.72
14,00 - 14,49	16	185	134	115	140	~~506.99~~	293.72
14,50 - 14,99	16	190	139	120	145	~~506.99~~	293.72
15,00 - 15,49	16	195	144	124	150	~~506.99~~	293.72
15,50 - 16,49	20	210	152	131	161	~~516.66~~	298.97
15,50 - 16,49	18	205	152	131	160	~~516.66~~	298.97
16,50 - 17,49	20	220	161	138	166	~~516.66~~	298.97
16,50 - 17,49	18	215	161	138	165	~~516.66~~	298.97
17,50 - 18,49	20	225	171	147	176	~~516.66~~	298.97
17,50 - 18,49	18	220	171	147	175	~~516.66~~	298.97
18,50 - 19,49	20	235	180	155	185	~~594.07~~	344.07
19,50 - 20,49	20	240	189	163	195	~~594.07~~	344.07
20,50 - 21,49	25	260	198	170	205	~~646.34~~	374.49
21,50 - 22,49	25	270	207	178	215	~~646.34~~	374.49
22,50 - 23,49	25	275	217	187	225	~~725.66~~	419.60
23,50 - 24,49	25	285	226	194	235	~~725.66~~	419.60
24,50 - 25,49	25	295	235	202	245	~~830.13~~	480.44
25,50 - 26,49	25	305	244	210	255	~~830.13~~	480.44
26,50 - 27,49	25	315	253	218	265	~~830.13~~	480.44
27,50 - 28,49	25	325	263	226	275	~~830.13~~	480.44
28,50 - 29,49	32	340	272	234	285	~~959.78~~	555.97
29,50 - 30,49	32	345	281	242	295	~~959.78~~	555.97
30,50 - 31,49	32	355	290	249	305	~~1,064.29~~	615.76
31,50 - 32,00	32	360	299	257	315	~~1,064.29~~	615.76

Drilling Head for Exchangeable drills can be found on → **Page 21.**

Customer Service Centre
Freephone: 0800 073 2 073
Email: info.uk@ceratizit.com

Ordering via the Online Shop
http://cuttingtools.ceratizit.com

WTX – Drilling Head for Exchangeable drills

▲ extra long head type

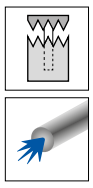

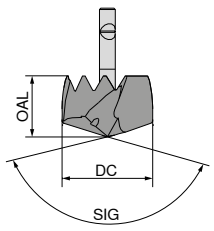

UKS Change UNI — DPX74S



SIG 140°
Solid carbide

WNT \ Performance

UKS Change VA — Ti700



SIG 138°
Solid carbide

WNT \ Performance

UKS Change AL — TiB



SIG 140°
Solid carbide

WNT \ Performance

DC h7/m7	OAL	10 919 ... PG W2			10 921 ... PG W2			10 922 ... PG W2		
mm	mm		£	£		£	£		£	£
12.0	10.7	12000	~~160.61~~	120.46	120	~~160.61~~	120.46	120	~~160.61~~	120.46
12.1	10.7	12100	~~160.61~~	120.46	121	~~160.61~~	120.46	121	~~160.61~~	120.46
12.2	10.7	12200	~~160.61~~	120.46	122	~~160.61~~	120.46	122	~~160.61~~	120.46
12.3	10.7	12300	~~160.61~~	120.46	123	~~160.61~~	120.46	123	~~160.61~~	120.46
12.4	10.7	12400	~~160.61~~	120.46	124	~~160.61~~	120.46	124	~~160.61~~	120.46
12.5	10.7	12500	~~160.61~~	120.46	125	~~160.61~~	120.46	125	~~160.61~~	120.46
12.6	10.7	12600	~~160.61~~	120.46	126	~~160.61~~	120.46	126	~~160.61~~	120.46
12.7	10.7	12700	~~160.61~~	120.46	127	~~160.61~~	120.46	127	~~160.61~~	120.46
12.8	10.7	12800	~~160.61~~	120.46	128	~~160.61~~	120.46	128	~~160.61~~	120.46
12.9	10.7	12900	~~160.61~~	120.46	129	~~160.61~~	120.46	129	~~160.61~~	120.46
13.0	10.7	13000	~~160.61~~	120.46	130	~~160.61~~	120.46	130	~~160.61~~	120.46
13.1	10.7	13100	~~160.61~~	120.46	131	~~160.61~~	120.46	131	~~160.61~~	120.46
13.2	10.7	13200	~~160.61~~	120.46	132	~~160.61~~	120.46	132	~~160.61~~	120.46
13.3	10.7	13300	~~160.61~~	120.46	133	~~160.61~~	120.46	133	~~160.61~~	120.46
13.4	10.7	13400	~~160.61~~	120.46	134	~~160.61~~	120.46	134	~~160.61~~	120.46
13.5	11.3	13500	~~160.61~~	120.46	135	~~160.61~~	120.46	135	~~160.61~~	120.46
13.6	11.3	13600	~~160.61~~	120.46	136	~~160.61~~	120.46	136	~~160.61~~	120.46
13.7	11.3	13700	~~160.61~~	120.46	137	~~160.61~~	120.46	137	~~160.61~~	120.46
13.8	11.3	13800	~~160.61~~	120.46	138	~~160.61~~	120.46	138	~~160.61~~	120.46
13.9	11.3	13900	~~160.61~~	120.46	139	~~160.61~~	120.46	139	~~160.61~~	120.46
14.0	11.3	14000	~~160.61~~	120.46	140	~~160.61~~	120.46	140	~~160.61~~	120.46
14.1	11.3	14100	~~160.61~~	120.46	141	~~160.61~~	120.46	141	~~160.61~~	120.46
14.2	11.3	14200	~~160.61~~	120.46	142	~~160.61~~	120.46	142	~~160.61~~	120.46
14.3	11.3	14300	~~160.61~~	120.46	143	~~160.61~~	120.46	143	~~160.61~~	120.46
14.4	11.3	14400	~~160.61~~	120.46	144	~~160.61~~	120.46	144	~~160.61~~	120.46
14.5	11.3	14500	~~160.61~~	120.46	145	~~160.61~~	120.46	145	~~160.61~~	120.46
14.6	11.3	14600	~~160.61~~	120.46	146	~~160.61~~	120.46	146	~~160.61~~	120.46
14.7	11.3	14700	~~160.61~~	120.46	147	~~160.61~~	120.46	147	~~160.61~~	120.46
14.8	11.3	14800	~~160.61~~	120.46	148	~~160.61~~	120.46	148	~~160.61~~	120.46
14.9	11.3	14900	~~160.61~~	120.46	149	~~160.61~~	120.46	149	~~160.61~~	120.46
15.0	11.3	15000	~~160.61~~	120.46	150	~~160.61~~	120.46	150	~~160.61~~	120.46
15.1	11.3	15100	~~160.61~~	120.46	151	~~160.61~~	120.46	151	~~160.61~~	120.46
15.2	11.3	15200	~~160.61~~	120.46	152	~~160.61~~	120.46	152	~~160.61~~	120.46
15.3	11.3	15300	~~160.61~~	120.46	153	~~160.61~~	120.46	153	~~160.61~~	120.46
15.4	11.3	15400	~~160.61~~	120.46	154	~~160.61~~	120.46	154	~~160.61~~	120.46
15.5	11.9	15500	~~160.61~~	120.46	155	~~160.61~~	120.46	155	~~160.61~~	120.46
15.6	11.9	15600	~~160.61~~	120.46	156	~~160.61~~	120.46	156	~~160.61~~	120.46
15.7	11.9	15700	~~160.61~~	120.46	157	~~160.61~~	120.46	157	~~160.61~~	120.46
15.8	11.9	15800	~~160.61~~	120.46	158	~~160.61~~	120.46	158	~~160.61~~	120.46
15.9	11.9	15900	~~160.61~~	120.46	159	~~160.61~~	120.46	159	~~160.61~~	120.46
16.0	11.9	16000	~~160.61~~	120.46	160	~~160.61~~	120.46	160	~~160.61~~	120.46
16.1	11.9	16100	~~160.61~~	120.46	161	~~160.61~~	120.46	161	~~160.61~~	120.46
16.2	11.9	16200	~~160.61~~	120.46	162	~~160.61~~	120.46	162	~~160.61~~	120.46
16.3	11.9	16300	~~160.61~~	120.46	163	~~160.61~~	120.46	163	~~160.61~~	120.46
16.4	11.9	16400	~~160.61~~	120.46	164	~~160.61~~	120.46	164	~~160.61~~	120.46
16.5	13.4	16500	~~160.61~~	120.46	165	~~160.61~~	120.46	165	~~160.61~~	120.46
16.6	13.4	16600	~~160.61~~	120.46	166	~~160.61~~	120.46	166	~~160.61~~	120.46
16.7	13.4	16700	~~160.61~~	120.46	167	~~160.61~~	120.46	167	~~160.61~~	120.46
16.8	13.4	16800	~~160.61~~	120.46	168	~~160.61~~	120.46	168	~~160.61~~	120.46
16.9	13.4	16900	~~160.61~~	120.46	169	~~160.61~~	120.46	169	~~160.61~~	120.46
17.0	13.4	17000	~~160.61~~	120.46	170	~~160.61~~	120.46	170	~~160.61~~	120.46
17.1	13.4	17100	~~160.61~~	120.46	171	~~160.61~~	120.46	171	~~160.61~~	120.46
17.2	13.4	17200	~~160.61~~	120.46	172	~~160.61~~	120.46	172	~~160.61~~	120.46
17.3	13.4	17300	~~160.61~~	120.46	173	~~160.61~~	120.46	173	~~160.61~~	120.46
17.4	13.4	17400	~~160.61~~	120.46	174	~~160.61~~	120.46	174	~~160.61~~	120.46
17.5	13.4	17500	~~160.61~~	120.46	175	~~160.61~~	120.46	175	~~160.61~~	120.46
17.6	13.4	17600	~~160.61~~	120.46	176	~~160.61~~	120.46	176	~~160.61~~	120.46
17.7	13.4	17700	~~160.61~~	120.46	177	~~160.61~~	120.46	177	~~160.61~~	120.46
17.8	13.4	17800	~~160.61~~	120.46	178	~~160.61~~	120.46	178	~~160.61~~	120.46
17.9	13.4	17900	~~160.61~~	120.46	179	~~160.61~~	120.46	179	~~160.61~~	120.46
18.0	13.4	18000	~~160.61~~	120.46	180	~~160.61~~	120.46	180	~~160.61~~	120.46
18.1	13.4	18100	~~174.76~~	131.07	181	~~174.76~~	131.07	181	~~174.76~~	131.07
18.2	13.4	18200	~~174.76~~	131.07	182	~~174.76~~	131.07	182	~~174.76~~	131.07
18.3	13.4	18300	~~174.76~~	131.07	183	~~174.76~~	131.07	183	~~174.76~~	131.07
18.4	13.4	18400	~~174.76~~	131.07	184	~~174.76~~	131.07	184	~~174.76~~	131.07
18.5	13.4	18500	~~174.76~~	131.07	185	~~174.76~~	131.07	185	~~174.76~~	131.07
18.6	13.4	18600	~~174.76~~	131.07	186	~~174.76~~	131.07	186	~~174.76~~	131.07
18.7	13.4	18700	~~174.76~~	131.07	187	~~174.76~~	131.07	187	~~174.76~~	131.07
18.8	13.4	18800	~~174.76~~	131.07	188	~~174.76~~	131.07	188	~~174.76~~	131.07
18.9	13.4	18900	~~174.76~~	131.07	189	~~174.76~~	131.07	189	~~174.76~~	131.07
19.0	13.4	19000	~~174.76~~	131.07	190	~~174.76~~	131.07	190	~~174.76~~	131.07
19.1	13.4	19100	~~174.76~~	131.07	191	~~174.76~~	131.07	191	~~174.76~~	131.07
19.2	13.4	19200	~~174.76~~	131.07	192	~~174.76~~	131.07	192	~~174.76~~	131.07
19.3	13.4	19300	~~174.76~~	131.07	193	~~174.76~~	131.07	193	~~174.76~~	131.07
19.4	13.4	19400	~~174.76~~	131.07	194	~~174.76~~	131.07	194	~~174.76~~	131.07
19.5	13.4	19500	~~174.76~~	131.07	195	~~174.76~~	131.07	195	~~174.76~~	131.07
19.6	13.4	19600	~~174.76~~	131.07	196	~~174.76~~	131.07	196	~~174.76~~	131.07
19.7	13.4	19700	~~174.76~~	131.07	197	~~174.76~~	131.07	197	~~174.76~~	131.07
19.8	13.4	19800	~~174.76~~	131.07	198	~~174.76~~	131.07	198	~~174.76~~	131.07
19.9	13.4	19900	~~174.76~~	131.07	199	~~174.76~~	131.07	199	~~174.76~~	131.07
20.0	13.4	20000	~~174.76~~	131.07	200	~~174.76~~	131.07	200	~~174.76~~	131.07
20.1	13.4	20100	~~193.12~~	144.85	201	~~193.12~~	144.85	201	~~145.62~~	109.22
20.2	13.4	20200	~~193.12~~	144.85	202	~~193.12~~	144.85	202	~~193.12~~	144.85
20.3	13.4	20300	~~193.12~~	144.85	203	~~193.12~~	144.85	203	~~193.12~~	144.85
20.4	13.4	20400	~~193.12~~	144.85	204	~~193.12~~	144.85	204	~~193.12~~	144.85
20.5	15.4	20500	~~193.12~~	144.85	205	~~193.12~~	144.85	205	~~193.12~~	144.85
20.6	15.4	20600	~~193.12~~	144.85	206	~~193.12~~	144.85	206	~~193.12~~	144.85
20.7	15.4	20700	~~193.12~~	144.85	207	~~193.12~~	144.85	207	~~193.12~~	144.85
20.8	15.4	20800	~~193.12~~	144.85	208	~~193.12~~	144.85	208	~~193.12~~	144.85
20.9	15.4	20900	~~193.12~~	144.85	209	~~193.12~~	144.85	209	~~193.12~~	144.85
21.0	15.4	21000	~~193.12~~	144.85	210	~~193.12~~	144.85	210	~~193.12~~	144.85
21.1	15.4	21100	~~193.12~~	144.85	211	~~193.12~~	144.85	211	~~193.12~~	144.85
21.2	15.4	21200	~~193.12~~	144.85	212	~~193.12~~	144.85	212	~~193.12~~	144.85
21.3	15.4	21300	~~193.12~~	144.85	213	~~193.12~~	144.85	213	~~193.12~~	144.85
21.4	15.4	21400	~~193.12~~	144.85	214	~~193.12~~	144.85	214	~~193.12~~	144.85
21.5	15.4	21500	~~193.12~~	144.85	215	~~193.12~~	144.85	215	~~193.12~~	144.85
21.6	15.4	21600	~~193.12~~	144.85	216	~~193.12~~	144.85	216	~~193.12~~	144.85
21.7	15.4	21700	~~193.12~~	144.85	217	~~193.12~~	144.85	217	~~193.12~~	144.85
21.8	15.4	21800	~~193.12~~	144.85	218	~~193.12~~	144.85	218	~~193.12~~	144.85
21.9	15.4	21900	~~193.12~~	144.85	219	~~193.12~~	144.85	219	~~193.12~~	144.85
22.0	15.4	22000	~~193.12~~	144.85	220	~~193.12~~	144.85	220	~~193.12~~	144.85
22.1	15.4	22100	~~207.27~~	155.45	221	~~207.27~~	155.45	221	~~207.27~~	155.45
22.2	15.4	22200	~~207.27~~	155.45	222	~~207.27~~	155.45	222	~~207.27~~	155.45
22.3	15.4	22300	~~207.27~~	155.45	223	~~207.27~~	155.45	223	~~207.27~~	155.45
22.4	15.4	22400	~~207.27~~	155.45	224	~~207.27~~	155.45	224	~~207.27~~	155.45
22.5	15.4	22500	~~207.27~~	155.45	225	~~207.27~~	155.45	225	~~207.27~~	155.45
22.6	15.4	22600	~~207.27~~	155.45	226	~~207.27~~	155.45	226	~~207.27~~	155.45
22.7	15.4	22700	~~207.27~~	155.45	227	~~207.27~~	155.45	227	~~207.27~~	155.45
22.8	15.4	22800	~~207.27~~	155.45	228	~~207.27~~	155.45	228	~~207.27~~	155.45
22.9	15.4	22900	~~207.27~~	155.45	229	~~207.27~~	155.45	229	~~207.27~~	155.45
23.0	15.4	23000	~~207.27~~	155.45	230	~~207.27~~	155.45	230	~~207.27~~	155.45
23.1	15.4	23100	~~207.27~~	155.45	231	~~207.27~~	155.45	231	~~207.27~~	155.45
23.2	15.4	23200	~~207.27~~	155.45	232	~~207.27~~	155.45	232	~~207.27~~	155.45
23.3	15.4	23300	~~207.27~~	155.45	233	~~207.27~~	155.45	233	~~207.27~~	155.45
23.4	15.4	23400	~~207.27~~	155.45	234	~~207.27~~	155.45	234	~~207.27~~	155.45
23.5	15.4	23500	~~207.27~~	155.45	235	~~207.27~~	155.45	235	~~207.27~~	155.45
23.6	15.4	23600	~~207.27~~	155.45	236	~~207.27~~	155.45	236	~~207.27~~	155.45
23.7	15.4	23700	~~207.27~~	155.45	237	~~207.27~~	155.45	237	~~207.27~~	155.45
23.8	15.4	23800	~~207.27~~	155.45	238	~~207.27~~	155.45	238	~~207.27~~	155.45
23.9	15.4	23900	~~207.27~~	155.45	239	~~207.27~~	155.45	239	~~207.27~~	155.45
24.0	15.4	24000	~~207.27~~	155.45	240	~~207.27~~	155.45	240	~~207.27~~	155.45
24.1	15.4	24100	~~225.64~~	169.24	241	~~239.76~~	179.82	241	~~239.76~~	179.82
24.2	15.4	24200	~~225.64~~	169.24	242	~~239.76~~	179.82	242	~~239.76~~	179.82
24.3	15.4	24300	~~225.64~~	169.24	243	~~239.76~~	179.82	243	~~239.76~~	179.82
24.4	15.4	24400	~~225.64~~	169.24	244	~~239.76~~	179.82	244	~~239.76~~	179.82
24.5	17.4	24500	~~225.64~~	169.24	245	~~239.76~~	179.82	245	~~239.76~~	179.82
24.6	17.4	24600	~~225.64~~	169.24	246	~~239.76~~	179.82	246	~~239.76~~	179.82
24.7	17.4	24700	~~225.64~~	169.24	247	~~239.76~~	179.82	247	~~239.76~~	179.82
24.8	17.4	24800	~~225.64~~	169.24	248	~~239.76~~	179.82	248	~~239.76~~	179.82
24.9	17.4	24900	~~225.64~~	169.24	249	~~239.76~~	179.82	249	~~239.76~~	179.82
25.0	17.4	25000	~~225.64~~	169.24	250	~~239.76~~	179.82	250	~~239.76~~	179.82
25.1	17.4	25100	~~225.64~~	169.24	251	~~239.76~~	179.82	251	~~239.76~~	179.82
25.2	17.4	25200	~~225.64~~	169.24	252	~~239.76~~	179.82	252	~~239.76~~	179.82
25.3	17.4	25300	~~225.64~~	169.24	253	~~239.76~~	179.82	253	~~239.76~~	179.82
25.4	17.4	25400	~~225.64~~	169.24	254	~~239.76~~	179.82	254	~~239.76~~	179.82
25.5	17.4	25500	~~225.64~~	169.24	255	~~239.76~~	179.82	255	~~239.76~~	179.82
25.6	17.4	25600	~~239.76~~	179.82	256	~~239.76~~	179.82	256	~~239.76~~	179.82
25.7	17.4	25700	~~239.76~~	179.82	257	~~239.76~~	179.82	257	~~239.76~~	179.82
25.8	17.4	25800	~~239.76~~	179.82	258	~~239.76~~	179.82	258	~~239.76~~	179.82
25.9	17.4	25900	~~239.76~~	179.82	259	~~239.76~~	179.82	259	~~239.76~~	179.82
26.0	17.4	26000	~~239.76~~	179.82	260	~~239.76~~	179.82	260	~~239.76~~	179.82
26.1	17.4	26100	~~239.76~~	179.82	261	~~239.76~~	179.82	261	~~239.76~~	179.82
26.2	17.4	26200	~~239.76~~	179.82	262	~~239.76~~	179.82	262	~~239.76~~	179.82
26.3	17.4	26300	~~239.76~~	179.82	263	~~239.76~~	179.82	263	~~239.76~~	179.82
26.4	17.4	26400	~~239.76~~	179.82	264	~~239.76~~	179.82	264	~~239.76~~	179.82
26.5	17.4	26500	~~239.76~~	179.82	265	~~239.76~~	179.82	265	~~239.76~~	179.82
26.6	17.4	26600	~~239.76~~	179.82	266	~~239.76~~	179.82	266	~~239.76~~	179.82
26.7	17.4	26700	~~239.76~~	179.82	267	~~239.76~~	179.82	267	~~239.76~~	179.82
26.8	17.4	26800	~~239.76~~	179.82	268	~~239.76~~	179.82	268	~~239.76~~	179.82
26.9	17.4	26900	~~239.76~~	179.82	269	~~239.76~~	179.82	269	~~239.76~~	179.82
27.0	17.4	27000	~~239.76~~	179.82	270	~~239.76~~	179.82	270	~~239.76~~	179.82
27.1	17.4	27100	~~239.76~~	179.82	271	~~239.76~~	179.82	271	~~239.76~~	179.82
27.2	17.4	27200	~~239.76~~	179.82	272	~~239.76~~	179.82	272	~~239.76~~	179.82
27.3	17.4	27300	~~239.76~~	179.82	273	~~239.76~~	179.82	273	~~239.76~~	179.82
27.4	17.4	27400	~~239.76~~	179.82	274	~~239.76~~	179.82	274	~~239.76~~	179.82
27.5	17.4	27500	~~239.76~~	179.82	275	~~239.76~~	179.82	275	~~239.76~~	179.82
27.6	17.4	27600	~~239.76~~	179.82	276	~~239.76~~	179.82	276	~~239.76~~	179.82
27.7	17.4	27700	~~239.76~~	179.82	277	~~239.76~~	179.82	277	~~239.76~~	179.82
27.8	17.4	27800	~~239.76~~	179.82	278	~~239.76~~	179.82	278	~~239.76~~	179.82
27.9	17.4	27900	~~239.76~~	179.82	279	~~239.76~~	179.82	279	~~239.76~~	179.82
28.0	17.4	28000	~~239.76~~	179.82	280	~~239.76~~	179.82	280	~~239.76~~	179.82
28.1	17.4	28100	~~262.21~~	196.66	281	~~262.21~~	196.66	281	~~262.21~~	196.66
28.2	17.4	28200	~~262.21~~	196.66	282	~~262.21~~	196.66	282	~~262.21~~	196.66
28.3	17.4	28300	~~262.21~~	196.66	283	~~262.21~~	196.66	283	~~262.21~~	196.66
28.4	17.4	28400	~~262.21~~	196.66	284	~~262.21~~	196.66	284	~~262.21~~	196.66
28.5	18.4	28500	~~262.21~~	196.66	285	~~262.21~~	196.66	285	~~262.21~~	196.66
28.6	18.4	28600	~~262.21~~	196.66	286	~~262.21~~	196.66	286	~~262.21~~	196.66
28.7	18.4	28700	~~262.21~~	196.66	287	~~262.21~~	196.66	287	~~262.21~~	196.66
28.8	18.4	28800	~~262.21~~	196.66	288	~~262.21~~	196.66	288	~~262.21~~	196.66
28.9	18.4	28900	~~262.21~~	196.66	289	~~262.21~~	196.66	289	~~262.21~~	196.66
29.0	18.4	29000	~~262.21~~	196.66	290	~~262.21~~	196.66	290	~~262.21~~	196.66
29.1	18.4	29100	~~262.21~~	196.66	291	~~262.21~~	196.66	291	~~262.21~~	196.66
29.2	18.4	29200	~~262.21~~	196.66	292	~~262.21~~	196.66	292	~~262.21~~	196.66
29.3	18.4	29300	~~262.21~~	196.66	293	~~262.21~~	196.66	293	~~262.21~~	196.66
29.4	18.4	29400	~~262.21~~	196.66	294	~~262.21~~	196.66	294	~~262.21~~	196.66
29.5	18.4	29500	~~262.21~~	196.66	295	~~262.21~~	196.66	295	~~262.21~~	196.66
29.6	18.4	29600	~~262.21~~	196.66	296	~~262.21~~	196.66	296	~~262.21~~	196.66
29.7	18.4	29700	~~262.21~~	196.66	297	~~262.21~~	196.66	297	~~262.21~~	196.66
29.8	18.4	29800	~~262.21~~	196.66	298	~~262.21~~	196.66	298	~~262.21~~	196.66
29.9	18.4	29900	~~262.21~~	196.66	299	~~262.21~~	196.66	299	~~262.21~~	196.66
30.0	18.4	30000	~~262.21~~	196.66	300	~~262.21~~	196.66	300	~~262.21~~	196.66
30.1	18.4	30100	~~292.59~~	219.44	301	~~292.59~~	219.44	301	~~292.59~~	219.44
30.2	18.4	30200	~~292.59~~	219.44	302	~~292.59~~	219.44	302	~~292.59~~	219.44
30.3	18.4	30300	~~292.59~~	219.44	303	~~292.59~~	219.44	303	~~292.59~~	219.44
30.4	18.4	30400	~~292.59~~	219.44	304	~~292.59~~	219.44	304	~~292.59~~	219.44
30.5	18.4	30500	~~292.59~~	219.44	305	~~292.59~~	219.44	305	~~292.59~~	219.44
30.6	18.4	30600	~~292.59~~	219.44	306	~~292.59~~	219.44	306	~~292.59~~	219.44
30.7	18.4	30700	~~292.59~~	219.44	307	~~292.59~~	219.44	307	~~292.59~~	219.44
30.8	18.4	30800	~~292.59~~	219.44	308	~~292.59~~	219.44	308	~~292.59~~	219.44
30.9	18.4	30900	~~292.59~~	219.44	309	~~292.59~~	219.44	309	~~292.59~~	219.44
31.0	18.4	31000	~~292.59~~	219.44	310	~~292.59~~	219.44	310	~~292.59~~	219.44
31.1	18.4	31100	~~292.59~~	219.44	311	~~292.59~~	219.44	311	~~292.59~~	219.44
31.2	18.4	31200	~~292.59~~	219.44	312	~~292.59~~	219.44	312	~~292.59~~	219.44
31.3	18.4	31300	~~292.59~~	219.44	313	~~292.59~~	219.44	313	~~292.59~~	219.44
31.4	18.4	31400	~~292.59~~	219.44	314	~~292.59~~	219.44	314	~~292.59~~	219.44
31.5	18.4	31500	~~292.59~~	219.44	315	~~292.59~~	219.44	315	~~292.59~~	219.44
31.6	18.4	31600	~~292.59~~	219.44	316	~~292.59~~	219.44	316	~~292.59~~	219.44
31.7	18.4	31700	~~292.59~~	219.44	317	~~292.59~~	219.44	317	~~292.59~~	219.44
31.8	18.4	31800	~~292.59~~	219.44	318	~~292.59~~	219.44	318	~~292.59~~	219.44
31.9	18.4	31900	~~292.59~~	219.44	319	~~292.59~~	219.44	319	~~292.59~~	219.44
32.0	18.4	32000	~~292.59~~	219.44	320	~~292.59~~	219.44	320	~~292.59~~	219.44
32.5	24.3	32500	~~313.49~~	234.89						
33.0	24.3	33000	~~313.49~~	234.89						
33.5	24.3	33500	~~313.49~~	234.89						
34.0	24.3	34000	~~313.49~~	234.89						
34.5	24.3	34500	~~313.49~~	234.89						
35.0	24.3	35000	~~313.49~~	234.89						
35.5	26.3	35500	~~358.21~~	268.66						
36.0	26.3	36000	~~358.21~~	268.66						
36.5	26.3	36500	~~358.21~~	268.66						
37.0	26.3	37000	~~358.21~~	268.66						
37.5	26.3	37500	~~358.21~~	268.66					

WPC – Holder for indexable insert drill

- ▲ Easy handling
- ▲ Insert can be changed in the machine
- ▲ Precise and stable insert seat, clamping via Torx Plus® screw

≤ 3xD

Change

WNT \ Standard

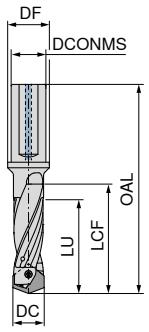



DC	DCONMS	OAL	LCF	LU	DF	torque moment	11 903 ...	PG TT
mm	mm	mm	mm	mm	mm	Nm		£ £
14,00 - 14,49	16	108.9	50.8	43.5	20	0.9	14000	~~263.49~~ 132.17
14,50 - 14,99	16	111.0	52.5	45.0	20	0.9	14500	~~263.49~~ 132.17
15,00 - 15,49	20	115.1	54.3	46.5	25	0.9	15000	~~263.49~~ 132.17
15,50 - 15,99	20	117.2	56.0	48.0	25	0.9	15500	~~263.49~~ 132.17
16,00 - 16,49	20	119.3	57.8	49.5	25	1.2	16000	~~289.10~~ 144.76
16,50 - 16,99	20	121.4	59.5	51.0	25	1.2	16500	~~289.10~~ 144.76
17,00 - 17,49	20	123.5	61.3	52.5	25	1.2	17000	~~289.10~~ 144.76
17,50 - 17,99	20	125.6	63.0	54.0	25	1.2	17500	~~289.10~~ 144.76
18,00 - 18,49	20	127.7	64.8	55.5	25	2.2	18000	~~308.22~~ 154.20
18,50 - 18,99	20	129.8	66.5	57.0	25	2.2	18500	~~308.22~~ 154.20
19,00 - 19,49	25	137.9	68.3	58.5	30	2.2	19000	~~308.22~~ 154.20
19,50 - 19,99	25	140.0	70.0	60.0	30	2.2	19500	~~308.22~~ 154.20
20,00 - 20,49	25	142.1	71.8	61.5	30	2.2	20000	~~327.33~~ 163.64
20,50 - 20,99	25	144.2	73.5	63.0	30	2.2	20500	~~327.33~~ 163.64
21,00 - 21,49	25	146.3	75.3	64.5	30	2.2	21000	~~356.01~~ 178.33
21,50 - 21,99	25	148.4	77.0	66.0	30	2.2	21500	~~361.16~~ 180.43
22,00 - 22,49	25	150.5	78.8	67.5	30	3.2	22000	~~366.20~~ 183.58
22,50 - 22,99	25	152.6	80.5	69.0	30	3.2	22500	~~371.21~~ 185.67
23,00 - 23,49	25	154.7	82.3	70.5	30	3.2	23000	~~376.48~~ 187.77
23,50 - 23,99	25	156.8	84.0	72.0	30	3.2	23500	~~381.51~~ 190.92
24,00 - 24,49	32	162.9	85.8	73.5	39	5	24000	~~386.54~~ 193.02
24,50 - 24,99	32	165.0	87.5	75.0	39	5	24500	~~391.67~~ 196.16
25,00 - 25,49	32	167.1	89.3	76.5	39	5	25000	~~396.69~~ 198.26
25,50 - 25,99	32	169.2	91.0	78.0	39	5	25500	~~401.85~~ 201.41
26,00 - 26,49	32	171.3	92.8	79.5	39	6	26000	~~406.88~~ 203.51
26,50 - 26,99	32	173.4	94.5	81.0	39	6	26500	~~412.02~~ 205.60
27,00 - 27,49	32	175.5	96.3	82.5	39	6	27000	~~417.04~~ 208.75
27,50 - 27,99	32	177.6	98.0	84.0	39	6	27500	~~422.07~~ 210.85
28,00 - 28,49	32	179.7	99.8	85.5	39	6	28000	~~427.33~~ 214.00
28,50 - 28,99	32	181.8	101.5	87.0	39	6	28500	~~432.37~~ 216.09
29,00 - 29,49	32	183.9	103.3	88.5	39	6	29000	~~437.38~~ 218.19
29,50 - 30,00	32	186.0	105.0	90.0	39	6	29500	~~442.53~~ 221.34

WPC – Holder for indexable insert drill

- ▲ Easy handling
- ▲ Insert can be changed in the machine
- ▲ Precise and stable insert seat, clamping via Torx Plus® screw

≤ 5xD

Change

WNT \ Standard

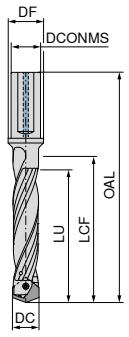



DC	DCONMS	OAL	LCF	LU	DF	torque moment	11 905 ...	PG TT
mm	mm	mm	mm	mm	mm	Nm		£ £
14,00 - 14,49	16	137.9	79.8	72.5	20	0.9	14000	~~285.55~~ 142.66
14,50 - 14,99	16	141.0	82.5	75.0	20	0.9	14500	~~285.55~~ 142.66
15,00 - 15,49	20	146.1	85.3	77.5	25	0.9	15000	~~285.55~~ 142.66
15,50 - 15,99	20	149.2	88.0	80.0	25	0.9	15500	~~285.55~~ 142.66
16,00 - 16,49	20	152.3	90.8	82.5	25	1.2	16000	~~310.90~~ 155.25
16,50 - 16,99	20	155.4	93.5	85.0	25	1.2	16500	~~310.90~~ 155.25
17,00 - 17,49	20	158.5	96.3	87.5	25	1.2	17000	~~310.90~~ 155.25
17,50 - 17,99	20	161.6	99.0	90.0	25	1.2	17500	~~310.90~~ 155.25
18,00 - 18,49	20	164.7	101.8	92.5	25	2.2	18000	~~330.77~~ 165.74
18,50 - 18,99	20	167.8	104.5	95.0	25	2.2	18500	~~330.77~~ 165.74
19,00 - 19,49	25	176.9	107.3	97.5	30	2.2	19000	~~330.77~~ 165.74
19,50 - 19,99	25	180.0	110.0	100.0	30	2.2	19500	~~330.77~~ 165.74
20,00 - 20,49	25	183.1	112.8	102.5	30	2.2	20000	~~349.89~~ 175.18
21,00 - 21,49	25	189.3	118.3	107.5	30	2.2	21000	~~379.47~~ 189.87
21,50 - 21,99	25	192.4	121.0	110.0	30	2.2	21500	~~384.20~~ 191.97
22,00 - 22,49	25	195.5	123.8	112.5	30	3.2	22000	~~389.22~~ 195.11
22,50 - 22,99	25	198.6	126.5	115.0	30	3.2	22500	~~394.38~~ 197.21
23,00 - 23,49	25	201.7	129.3	117.5	30	3.2	23000	~~399.54~~ 199.31
23,50 - 23,99	25	204.8	132.0	120.0	30	3.2	23500	~~404.54~~ 202.46
24,00 - 24,49	32	211.9	134.8	122.5	39	5	24000	~~409.70~~ 204.56
24,50 - 24,99	32	215.0	137.5	125.0	39	5	24500	~~414.72~~ 207.70
25,00 - 25,49	32	218.1	140.3	127.5	39	5	25000	~~419.85~~ 209.80
25,50 - 25,99	32	221.2	143.0	130.0	39	5	25500	~~425.01~~ 212.95
26,00 - 26,49	32	224.3	145.8	132.5	39	6	26000	~~430.04~~ 215.05
26,50 - 26,99	32	227.4	148.5	135.0	39	6	26500	~~435.06~~ 217.14
27,00 - 27,49	32	230.5	151.3	137.5	39	6	27000	~~440.20~~ 220.29
27,50 - 27,99	32	233.6	154.0	140.0	39	6	27500	~~445.35~~ 222.39
28,00 - 28,49	32	236.7	156.8	142.5	39	6	28000	~~450.38~~ 225.54
28,50 - 28,99	32	239.8	159.5	145.0	39	6	28500	~~455.40~~ 227.63
29,00 - 29,49	32	242.9	162.3	147.5	39	6	29000	~~460.56~~ 230.78
29,50 - 30,00	32	246.0	165.0	150.0	39	6	29500	~~465.58~~ 232.88



UKS

UK LOGISTICS

WHEN YOU SEE THIS LOGO
IT´S IN STOCK IN SHEFFIELD



Customer Service Centre
Freephone: 0800 073 2 073
Email: info.uk@ceratizit.com

Ordering via the Online Shop
http://cuttingtools.ceratizit.com

WPC – Indexable insert for indexable insert drill

Scope of supply:

Indexable insert (clamping screws can be ordered separately, if necessary)

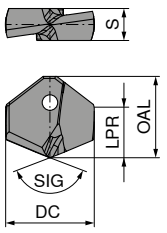

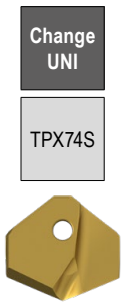

SIG 135°
HM

WNT \ Standard

DC m7 mm	OAL mm	LPR mm	S mm	11 910 ...	PG £	TS £
14.0	12.8	7.73	5.00	14000	~~89.44~~	80.77
14.1	12.8	7.73	5.00	14100	~~89.44~~	80.77
14.2	12.8	7.73	5.00	14200	~~89.44~~	80.77
14.3	12.8	7.73	5.00	14300	~~89.44~~	80.77
14.4	12.8	7.73	5.00	14400	~~89.44~~	80.77
14.5	13.1	7.84	5.00	14500	~~89.44~~	80.77
14.6	13.1	7.84	5.00	14600	~~89.44~~	80.77
14.7	13.1	7.84	5.00	14700	~~89.44~~	80.77
14.8	13.1	7.84	5.00	14800	~~90.92~~	81.82
14.9	13.1	7.84	5.00	14900	~~90.92~~	81.82
15.0	13.4	7.95	5.00	15000	~~90.92~~	81.82
15.1	13.4	7.95	5.00	15100	~~90.92~~	81.82
15.2	13.4	7.95	5.00	15200	~~90.92~~	81.82
15.3	13.4	7.95	5.00	15300	~~90.92~~	81.82
15.4	13.4	7.95	5.00	15400	~~90.92~~	81.82
15.5	13.7	8.05	5.00	15500	~~90.92~~	81.82
15.6	13.7	8.05	5.00	15600	~~90.92~~	81.82
15.7	13.7	8.05	5.00	15700	~~90.92~~	81.82
15.8	13.7	8.05	5.00	15800	~~96.34~~	87.07
15.9	13.7	8.05	5.00	15900	~~96.34~~	87.07
16.0	14.4	9.06	5.80	16000	~~96.34~~	87.07
16.1	14.4	9.06	5.80	16100	~~96.34~~	87.07
16.2	14.4	9.06	5.80	16200	~~96.34~~	87.07
16.3	14.4	9.06	5.80	16300	~~96.34~~	87.07
16.4	14.4	9.06	5.80	16400	~~96.34~~	87.07
16.5	14.7	9.17	5.80	16500	~~96.34~~	87.07
16.6	14.7	9.17	5.80	16600	~~96.34~~	87.07
16.7	14.7	9.17	5.80	16700	~~96.34~~	87.07
16.8	14.7	9.17	5.80	16800	~~98.64~~	89.17
16.9	14.7	9.17	5.80	16900	~~98.64~~	89.17
17.0	15.0	9.28	5.80	17000	~~98.64~~	89.17
17.1	15.0	9.28	5.80	17100	~~98.64~~	89.17
17.2	15.0	9.28	5.80	17200	~~98.64~~	89.17
17.3	15.0	9.28	5.80	17300	~~98.64~~	89.17
17.4	15.0	9.28	5.80	17400	~~98.64~~	89.17
17.5	15.3	9.39	5.80	17500	~~98.64~~	89.17
17.6	15.3	9.39	5.80	17600	~~98.64~~	89.17
17.7	15.3	9.39	5.80	17700	~~98.64~~	89.17
17.8	15.3	9.39	5.80	17800	~~100.95~~	91.26
17.9	15.3	9.39	5.80	17900	~~100.95~~	91.26
18.0	16.3	10.19	6.50	18000	~~100.95~~	91.26
18.1	16.3	10.19	6.50	18100	~~100.95~~	91.26
18.2	16.3	10.19	6.50	18200	~~100.95~~	91.26
18.3	16.3	10.19	6.50	18300	~~100.95~~	91.26
18.4	16.3	10.19	6.50	18400	~~100.95~~	91.26
18.5	16.6	10.30	6.50	18500	~~100.95~~	91.26
18.6	16.6	10.30	6.50	18600	~~100.95~~	91.26
18.7	16.6	10.30	6.50	18700	~~100.95~~	91.26
18.8	16.6	10.30	6.50	18800	~~103.91~~	93.36
18.9	16.6	10.30	6.50	18900	~~103.91~~	93.36
19.0	16.9	10.41	6.50	19000	~~103.91~~	93.36
19.1	16.9	10.41	6.50	19100	~~103.91~~	93.36
19.2	16.9	10.41	6.50	19200	~~103.91~~	93.36
19.3	16.9	10.41	6.50	19300	~~103.91~~	93.36
19.4	16.9	10.41	6.50	19400	~~103.91~~	93.36
19.5	17.2	10.52	6.50	19500	~~103.91~~	93.36
19.6	17.2	10.52	6.50	19600	~~103.91~~	93.36
19.7	17.2	10.52	6.50	19700	~~103.91~~	93.36
19.8	17.2	10.52	6.50	19800	~~107.34~~	96.51
19.9	17.2	10.52	6.50	19900	~~107.34~~	96.51
20.0	18.2	11.33	7.20	20000	~~107.34~~	96.51
20.1	18.2	11.33	7.20	20100	~~107.34~~	96.51
20.2	18.2	11.33	7.20	20200	~~107.34~~	96.51
20.3	18.2	11.33	7.20	20300	~~107.34~~	96.51
20.4	18.2	11.33	7.20	20400	~~107.34~~	96.51
20.5	18.5	11.43	7.20	20500	~~107.34~~	96.51
20.6	18.5	11.43	7.20	20600	~~107.34~~	96.51
20.7	18.5	11.43	7.20	20700	~~107.34~~	96.51
20.8	18.5	11.43	7.20	20800	~~110.35~~	99.66
20.9	18.5	11.43	7.20	20900	~~110.35~~	99.66
21.0	18.8	11.54	7.20	21000	~~110.35~~	99.66
21.1	18.8	11.54	7.20	21100	~~110.35~~	99.66
21.2	18.8	11.54	7.20	21200	~~110.35~~	99.66
21.3	18.8	11.54	7.20	21300	~~110.35~~	99.66
21.4	18.8	11.54	7.20	21400	~~110.35~~	99.66
21.5	19.1	11.65	7.20	21500	~~110.35~~	99.66
21.6	19.1	11.65	7.20	21600	~~110.35~~	99.66
21.7	19.1	11.65	7.20	21700	~~110.35~~	99.66
21.8	19.1	11.65	7.20	21800	~~112.94~~	101.75
21.9	19.1	11.65	7.20	21900	~~112.94~~	101.75
22.0	20.2	12.56	7.90	22000	~~112.94~~	101.75
22.1	20.2	12.56	7.90	22100	~~112.94~~	101.75
22.2	20.2	12.56	7.90	22200	~~112.94~~	101.75
22.3	20.2	12.56	7.90	22300	~~112.94~~	101.75
22.4	20.2	12.56	7.90	22400	~~112.94~~	101.75
22.5	20.5	12.67	7.90	22500	~~112.94~~	101.75
22.6	20.5	12.67	7.90	22600	~~112.94~~	101.75
22.7	20.5	12.67	7.90	22700	~~112.94~~	101.75
22.8	20.5	12.67	7.90	22800	~~117.20~~	105.95
22.9	20.5	12.67	7.90	22900	~~117.20~~	105.95
23.0	20.8	12.78	7.90	23000	~~117.20~~	105.95
23.1	20.8	12.78	7.90	23100	~~117.20~~	105.95
23.2	20.8	12.78	7.90	23200	~~117.20~~	105.95
23.3	20.8	12.78	7.90	23300	~~117.20~~	105.95
23.4	20.8	12.78	7.90	23400	~~117.20~~	105.95
23.5	21.1	12.88	7.90	23500	~~117.20~~	105.95
23.6	21.1	12.88	7.90	23600	~~117.20~~	105.95
23.7	21.1	12.88	7.90	23700	~~117.20~~	105.95
23.8	21.1	12.88	7.90	23800	~~123.53~~	111.19
23.9	21.1	12.88	7.90	23900	~~123.53~~	111.19
24.0	22.1	13.69	8.60	24000	~~123.53~~	111.19
24.1	22.1	13.69	8.60	24100	~~123.53~~	111.19
24.2	22.1	13.69	8.60	24200	~~123.53~~	111.19
24.3	22.1	13.69	8.60	24300	~~123.53~~	111.19
24.4	22.1	13.69	8.60	24400	~~123.53~~	111.19
24.5	22.4	13.80	8.60	24500	~~123.53~~	111.19
24.6	22.4	13.80	8.60	24600	~~123.53~~	111.19
24.7	22.4	13.80	8.60	24700	~~123.53~~	111.19
24.8	22.4	13.80	8.60	24800	~~130.62~~	117.49
24.9	22.4	13.80	8.60	24900	~~130.62~~	117.49
25.0	22.7	13.91	8.60	25000	~~130.62~~	117.49
25.1	22.7	13.91	8.60	25100	~~130.62~~	117.49
25.2	22.7	13.91	8.60	25200	~~130.62~~	117.49
25.3	22.7	13.91	8.60	25300	~~130.62~~	117.49
25.4	22.7	13.91	8.60	25400	~~130.62~~	117.49
25.5	23.0	14.02	8.60	25500	~~130.62~~	117.49
25.6	23.0	14.02	8.60	25600	~~130.62~~	117.49
25.7	23.0	14.02	8.60	25700	~~130.62~~	117.49
25.8	23.0	14.02	8.60	25800	~~137.39~~	123.78
25.9	23.0	14.02	8.60	25900	~~137.39~~	123.78
26.0	24.1	14.92	9.40	26000	~~137.39~~	123.78
27.0	24.7	15.14	9.40	27000	~~147.75~~	133.22
27.5	25.0	15.25	9.40	27500	~~147.75~~	133.22
28.0	25.3	15.36	9.40	28000	~~147.75~~	133.22
28.5	25.6	15.47	9.40	28500	~~154.07~~	138.47
29.0	25.9	15.57	9.40	29000	~~154.07~~	138.47
29.5	26.2	15.68	9.40	29500	~~159.82~~	143.71
30.0	26.2	15.49	9.40	30000	~~159.82~~	143.71

P	●
M	
K	●
N	
S	
H	
O	

Application notes for WPC – Change indexable insert drill

Assembly of the indexable insert

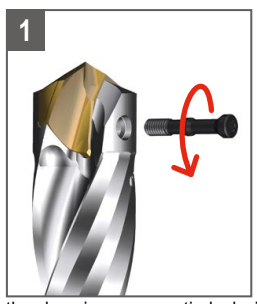

Loosen the clamping screw anti-clockwise using a TORX PLUS® screwdriver (screwdriver not included in the scope of supply).

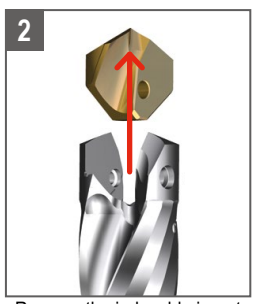

Remove the indexable insert from the insert seat.

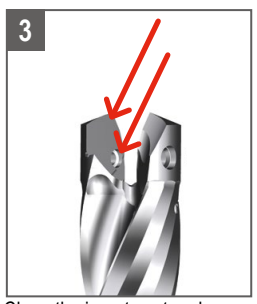

Clean the insert seat and screw thread with compressed air.

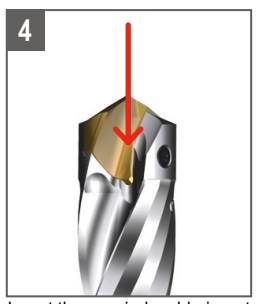

Insert the new indexable insert in the insert seat.

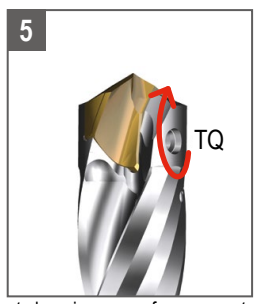

Insert clamping screw from correct side and tighten clockwise with the specified torque. Observe the change interval of the clamping screw!

Notes

- Only insert indexable inserts in the diameter range designated for the respective holder.
- The clamping screw must also be replaced upon every fifth replacement of the indexable insert.
- The tightening torque and item number of the clamping screw are labelled on the holder.
- Use only original spare parts.

Clamping screws and tightening torques

Diameter range	Article no. Clamping screw	Drive	Torque moment TQ
14,00–15,99 mm	11 950 00100	08IP	0,9 Nm
16,00–17,99 mm	11 950 00200	08IP	1,2 Nm
18,00–21,99 mm	11 950 00300	10IP	2,2 Nm
22,00–23,99 mm	11 950 00400	10IP	3,2 Nm
24,00–25,99 mm	11 950 00500	15IP	5,0 Nm
26,00–30,00 mm	11 950 00600	20IP	6,0 Nm

Notes on drilling technology



Solid drilling



Stack plate drilling: stable clamping of closely spaced stack plates required.



When drilling into angled surfaces < 3°, reduce the feed by approx. 50%.
For an angled drill entrance > 3°, prior spot facing is required.



When exiting at an angle < 3°, reduce the feed by approx. 50%.
Machining angled drill exits > 3° is not recommended.

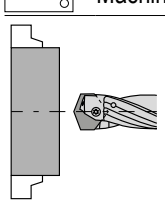

When machining with a stationary tool (turning machines), a precise centre position of the tool in relation to the rotational axis of the workpiece must be ensured. Maximum permissible offset ± 0.02 mm.



To achieve the optimal results, it is recommended to use the tool with thro' coolant only.
The recommended minimum coolant pressure should be 12 bar.

INDEXABLE INSERT DRILLS



MaxiDrill 900 – the first choice for the vast majority of indexable insert drilling applications in all materials.



KUB Pentron – high performance problem solver with large selection of diameters and grades.

MaxiDrill 900 – Indexable insert drill

Scope of supply:
Indexable Insert Drill including clamping screws and key

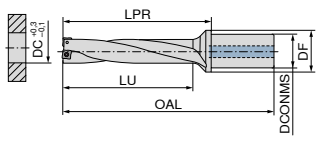



≤ 2xD  KOMET \ Standard

Designation	DC	DF	DCONMS	OAL	LU	LPR	Insert	10 852 ...	PG 2B/41	
	mm	mm	mm	mm	mm	mm			£	£
MD900.2D.120.R.03-C20	12.0	28	20	90	24	40	SONT 031804	120	~~295.24~~	121.68
MD900.2D.125.R.03-C20	12.5	28	20	91	25	41	SONT 031804	125	~~295.24~~	121.68
MD900.2D.130.R.03-C20	13.0	28	20	92	26	42	SONT 031804	130	~~295.24~~	121.68
MD900.2D.135.R.03-C20	13.5	28	20	93	27	43	SONT 031804	135	~~295.24~~	121.68
MD900.2D.140.R.04-C20	14.0	30	20	96	28	46	SONT 042105	140	~~314.26~~	130.08
MD900.2D.145.R.04-C20	14.5	30	20	97	29	47	SONT 042105	145	~~314.26~~	130.08
MD900.2D.150.R.04-C20	15.0	30	20	98	30	48	SONT 042105	150	~~314.26~~	130.08
MD900.2D.155.R.04-C20	15.5	30	20	99	31	49	SONT 042105	155	~~314.26~~	130.08
MD900.2D.160.R.05-C20	16.0	30	20	100	32	50	SONT 052306	160	~~314.26~~	130.08
MD900.2D.165.R.05-C20	16.5	30	20	101	33	51	SONT 052306	165	~~314.26~~	130.08
MD900.2D.170.R.05-C20	17.0	30	20	102	34	52	SONT 052306	170	~~334.46~~	138.47
MD900.2D.175.R.05-C20	17.5	30	20	103	35	53	SONT 052306	175	~~334.46~~	138.47
MD900.2D.180.R.06-C25	18.0	32	25	111	36	55	SONT 062506	180	~~334.46~~	138.47
MD900.2D.185.R.06-C25	18.5	32	25	112	37	56	SONT 062506	185	~~334.46~~	138.47
MD900.2D.190.R.06-C25	19.0	32	25	113	38	57	SONT 062506	190	~~359.43~~	148.96
MD900.2D.195.R.06-C25	19.5	32	25	114	39	58	SONT 062506	195	~~359.43~~	148.96
MD900.2D.200.R.06-C25	20.0	32	25	115	40	59	SONT 062506	200	~~359.43~~	148.96
MD900.2D.205.R.06-C25	20.5	32	25	116	41	60	SONT 062506	205	~~359.43~~	148.96
MD900.2D.210.R.07-C25	21.0	32	25	118	42	62	SONT 072907	210	~~359.43~~	148.96
MD900.2D.220.R.07-C25	22.0	32	25	120	44	64	SONT 072907	220	~~359.43~~	148.96
MD900.2D.230.R.07-C25	23.0	32	25	122	46	66	SONT 072907	230	~~370.67~~	153.15
MD900.2D.240.R.08-C32	24.0	40	32	132	48	72	SONT 083308	240	~~370.67~~	153.15
MD900.2D.250.R.08-C32	25.0	40	32	134	50	74	SONT 083308	250	~~370.67~~	153.15
MD900.2D.260.R.08-C32	26.0	40	32	136	52	76	SONT 083308	260	~~410.39~~	169.94
MD900.2D.270.R.08-C32	27.0	40	32	138	54	78	SONT 083308	270	~~410.39~~	169.94
MD900.2D.280.R.09-C32	28.0	40	32	140	56	80	SONT 093808	280	~~410.39~~	169.94
MD900.2D.290.R.09-C32	29.0	40	32	142	58	82	SONT 093808	290	~~410.39~~	169.94
MD900.2D.300.R.09-C32	30.0	40	32	144	60	84	SONT 093808	300	~~410.39~~	169.94
MD900.2D.310.R.09-C32	31.0	40	32	146	62	86	SONT 093808	310	~~445.15~~	183.58
MD900.2D.320.R.09-C32	32.0	40	32	148	64	88	SONT 093808	320	~~445.15~~	183.58
MD900.2D.330.R.10-C40	33.0	50	40	163	66	93	SONT 104408	330	~~445.15~~	183.58
MD900.2D.340.R.10-C40	34.0	50	40	165	68	95	SONT 104408	340	~~445.15~~	183.58

Designation	DC	DF	DCONMS	OAL	LU	LPR	Insert	10 852 ...	PG 2B/41	
	mm	mm	mm	mm	mm	mm			£	£
MD900.2D.350.R.10-C40	35.0	50	40	167	70	97	SONT 104408	350	~~455.21~~	187.77
MD900.2D.360.R.10-C40	36.0	50	40	169	72	99	SONT 104408	360	~~455.21~~	187.77
MD900.2D.370.R.12-C40	37.0	56	40	174	74	104	SONT 124810	370	~~469.98~~	194.07
MD900.2D.380.R.12-C40	38.0	56	40	176	76	106	SONT 124810	380	~~469.98~~	194.07
MD900.2D.390.R.12-C40	39.0	56	40	178	78	108	SONT 124810	390	~~469.98~~	194.07
MD900.2D.400.R.12-C40	40.0	56	40	180	80	110	SONT 124810	400	~~469.98~~	194.07
MD900.2D.410.R.12-C40	41.0	56	40	182	82	112	SONT 124810	410	~~469.98~~	194.07
MD900.2D.420.R.13-C40	42.0	60	40	187	84	117	SONT 135012	420	~~493.72~~	204.56
MD900.2D.430.R.13-C40	43.0	60	40	189	86	119	SONT 135012	430	~~493.72~~	204.56
MD900.2D.440.R.13-C40	44.0	60	40	191	88	121	SONT 135012	440	~~493.72~~	204.56
MD900.2D.450.R.13-C40	45.0	60	40	193	90	123	SONT 135012	450	~~493.72~~	204.56
MD900.2D.460.R.13-C40	46.0	60	40	195	92	125	SONT 135012	460	~~493.72~~	204.56
MD900.2D.470.R.15-C40	47.0	60	40	198	94	128	SONT 155312	470	~~518.66~~	214.00
MD900.2D.480.R.15-C40	48.0	60	40	200	96	130	SONT 155312	480	~~518.66~~	214.00
MD900.2D.490.R.15-C40	49.0	60	40	202	98	132	SONT 155312	490	~~559.58~~	231.83
MD900.2D.500.R.15-C40	50.0	60	40	204	100	134	SONT 155312	500	~~559.58~~	231.83
MD900.2D.510.R.15-C40	52.0	60	40	208	104	138	SONT 155312	520	~~574.61~~	237.07
MD900.2D.520.R.15-C40	51.0	60	40	206	102	136	SONT 155312	510	~~574.61~~	237.07
MD900.2D.530.R.15-C40	53.0	60	40	210	106	140	SONT 155312	530	~~574.61~~	237.07
MD900.2D.540.R.15-C40	54.0	60	40	212	108	142	SONT 155312	540	~~574.61~~	237.07
MD900.2D.550.R.17-C40	55.0	60	40	215	110	145	SONT 175612	550	~~574.61~~	237.07
MD900.2D.560.R.17-C40	56.0	60	40	217	112	147	SONT 175612	560	~~595.69~~	246.52
MD900.2D.570.R.17-C40	57.0	60	40	219	114	149	SONT 175612	570	~~595.69~~	246.52
MD900.2D.580.R.17-C40	58.0	60	40	221	116	151	SONT 175612	580	~~595.69~~	246.52
MD900.2D.590.R.17-C40	59.0	60	40	223	118	153	SONT 175612	590	~~595.69~~	246.52
MD900.2D.600.R.17-C40	60.0	62	40	225	120	155	SONT 175612	600	~~595.69~~	246.52
MD900.2D.610.R.17-C40	61.0	62	40	227	122	157	SONT 175612	610	~~595.69~~	246.52
MD900.2D.620.R.17-C40	62.0	64	40	229	124	159	SONT 175612	620	~~595.69~~	246.52
MD900.2D.630.R.17-C40	63.0	64	40	231	126	161	SONT 175612	630	~~595.69~~	246.52

MaxiDrill 900 – Indexable insert drill

Scope of supply:
Indexable Insert Drill including clamping screws and key

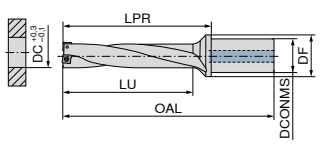



≤ 3xD  KOMET \ Standard

UKS

Designation	DC	DF	DCONMS	OAL	LU	LPR	Insert	10 853 ...	PG 2B/41	
	mm	mm	mm	mm	mm	mm			£	£
MD900.3D.120.R.03-C20	12.0	28	20	102	36.0	52	SONT 031804	120	~~314.49~~	130.08
MD900.3D.125.R.03-C20	12.5	28	20	104	37.5	54	SONT 031804	125	~~314.49~~	130.08
MD900.3D.130.R.03-C20	13.0	28	20	105	39.0	55	SONT 031804	130	~~314.49~~	130.08
MD900.3D.135.R.03-C20	13.5	28	20	107	40.5	57	SONT 031804	135	~~314.49~~	130.08
MD900.3D.140.R.04-C20	14.0	30	20	109	42.0	59	SONT 042105	140	~~331.20~~	137.42
MD900.3D.145.R.04-C20	14.5	30	20	111	44.0	61	SONT 042105	145	~~331.20~~	137.42
MD900.3D.150.R.04-C20	15.0	30	20	112	45.0	62	SONT 042105	150	~~331.20~~	137.42
MD900.3D.155.R.04-C20	15.5	30	20	114	47.0	64	SONT 042105	155	~~339.08~~	140.57
MD900.3D.160.R.05-C20	16.0	30	20	115	48.0	65	SONT 052306	160	~~339.08~~	140.57
MD900.3D.165.R.05-C20	16.5	30	20	117	50.0	67	SONT 052306	165	~~339.08~~	140.57
MD900.3D.170.R.05-C20	17.0	30	20	118	51.0	68	SONT 052306	170	~~352.15~~	145.81
MD900.3D.175.R.05-C20	17.5	30	20	120	53.0	70	SONT 052306	175	~~352.15~~	145.81
MD900.3D.180.R.06-C25	18.0	32	25	128	54.0	72	SONT 062506	180	~~352.15~~	145.81
MD900.3D.185.R.06-C25	18.5	32	25	130	56.0	74	SONT 062506	185	~~352.15~~	145.81
MD900.3D.190.R.06-C25	19.0	32	25	131	57.0	75	SONT 062506	190	~~378.31~~	156.30
MD900.3D.195.R.06-C25	19.5	32	25	133	59.0	77	SONT 062506	195	~~378.31~~	156.30
MD900.3D.200.R.06-C25	20.0	32	25	134	60.0	78	SONT 062506	200	~~378.31~~	156.30
MD900.3D.205.R.06-C25	20.5	32	25	136	62.0	80	SONT 062506	205	~~378.31~~	156.30
MD900.3D.210.R.07-C25	21.0	32	25	138	63.0	82	SONT 072907	210	~~378.31~~	156.30
MD900.3D.215.R.07-C25	21.5	32	25	140	65.0	84	SONT 072907	215	~~378.31~~	156.30
MD900.3D.220.R.07-C25	22.0	32	25	141	66.0	85	SONT 072907	220	~~378.31~~	156.30
MD900.3D.225.R.07-C25	22.5	32	25	143	68.0	87	SONT 072907	225	~~390.06~~	161.55
MD900.3D.230.R.07-C25	23.0	32	25	144	69.0	88	SONT 072907	230	~~390.06~~	161.55
MD900.3D.235.R.07-C25	23.5	32	25	146	71.0	90	SONT 072907	235	~~390.06~~	161.55
MD900.3D.240.R.08-C32	24.0	40	32	155	72.0	95	SONT 083308	240	~~390.06~~	161.55
MD900.3D.245.R.08-C32	24.5	40	32	157	74.0	97	SONT 083308	245	~~390.06~~	161.55
MD900.3D.250.R.08-C32	25.0	40	32	158	75.0	98	SONT 083308	250	~~390.06~~	161.55
MD900.3D.255.R.08-C32	25.5	40	32	160	77.0	100	SONT 083308	255	~~390.06~~	161.55
MD900.3D.260.R.08-C32	26.0	40	32	161	78.0	101	SONT 083308	260	~~431.95~~	178.33
MD900.3D.265.R.08-C32	26.5	40	32	163	80.0	103	SONT 083308	265	~~431.95~~	178.33
MD900.3D.270.R.08-C32	27.0	40	32	164	81.0	104	SONT 083308	270	~~431.95~~	178.33
MD900.3D.275.R.08-C32	27.5	40	32	166	83.0	106	SONT 083308	275	~~431.95~~	178.33
MD900.3D.280.R.09-C32	28.0	40	32	167	84.0	107	SONT 093808	280	~~431.95~~	178.33
MD900.3D.285.R.09-C32	28.5	40	32	169	86.0	109	SONT 093808	285	~~431.95~~	178.33
MD900.3D.290.R.09-C32	29.0	40	32	170	87.0	110	SONT 093808	290	~~431.95~~	178.33
MD900.3D.295.R.09-C32	29.5	40	32	172	89.0	112	SONT 093808	295	~~431.95~~	178.33
MD900.3D.300.R.09-C32	30.0	40	32	173	90.0	113	SONT 093808	300	~~431.95~~	178.33
MD900.3D.305.R.09-C32	30.5	40	32	175	92.0	115	SONT 093808	305	~~431.95~~	178.33

Designation	DC	DF	DCONMS	OAL	LU	LPR	Insert	10 853 ...	PG 2B/41	
	mm	mm	mm	mm	mm	mm			£	£
MD900.3D.310.R.09-C32	31.0	40	32	176	93.0	116	SONT 093808	310	~~468.66~~	194.07
MD900.3D.315.R.09-C32	31.5	40	32	178	95.0	118	SONT 093808	315	~~468.66~~	194.07
MD900.3D.320.R.09-C32	32.0	40	32	179	96.0	119	SONT 093808	320	~~468.66~~	194.07
MD900.3D.325.R.10-C40	32.5	50	40	192	98.0	124	SONT 104408	325	~~468.66~~	194.07
MD900.3D.330.R.10-C40	33.0	50	40	193	99.0	125	SONT 104408	330	~~468.66~~	194.07
MD900.3D.335.R.10-C40	33.5	50	40	195	101.0	127	SONT 104408	335	~~468.66~~	194.07
MD900.3D.340.R.10-C40	34.0	50	40	196	102.0	128	SONT 104408	340	~~468.66~~	194.07
MD900.3D.345.R.10-C40	34.5	50	40	198	104.0	130	SONT 104408	345	~~468.66~~	194.07
MD900.3D.350.R.10-C40	35.0	50	40	199	105.0	131	SONT 104408	350	~~479.07~~	198.26
MD900.3D.355.R.10-C40	35.5	50	40	201	107.0	133	SONT 104408	355	~~479.07~~	198.26
MD900.3D.360.R.10-C40	36.0	50	40	202	108.0	134	SONT 104408	360	~~479.07~~	198.26
MD900.3D.365.R.10-C40	36.5	50	40	204	110.0	136	SONT 104408	365	~~479.07~~	198.26
MD900.3D.370.R.12-C40	37.0	56	40	211	111.0	141	SONT 124810	370	~~494.80~~	204.56
MD900.3D.380.R.12-C40	38.0	56	40	214	114.0	144	SONT 124810	380	~~494.80~~	204.56
MD900.3D.390.R.12-C40	39.0	56	40	217	117.0	147	SONT 124810	390	~~494.80~~	204.56
MD900.3D.400.R.12-C40	40.0	56	40	220	120.0	150	SONT 124810	400	~~494.80~~	204.56
MD900.3D.410.R.12-C40	41.0	56	40	223	123.0	153	SONT 124810	410	~~494.80~~	204.56
MD900.3D.420.R.13-C40	42.0	60	40	229	126.0	159	SONT 135012	420	~~519.62~~	215.05
MD900.3D.430.R.13-C40	43.0	60	40	232	129.0	162	SONT 135012	430	~~519.62~~	215.05
MD900.3D.440.R.13-C40	44.0	60	40	235	132.0	165	SONT 135012	440	~~519.62~~	215.05
MD900.3D.450.R.13-C40	45.0	60	40	238	135.0	168	SONT 135012	450	~~519.62~~	215.05
MD900.3D.460.R.13-C40	46.0	60	40	241	138.0	171	SONT 135012	460	~~519.62~~	215.05
MD900.3D.470.R.15-C40	47.0	60	40	245	141.0	175	SONT 155312	470	~~545.79~~	225.54
MD900.3D.480.R.15-C40	48.0	60	40	248	144.0	178	SONT 155312	480	~~545.79~~	225.54
MD900.3D.490.R.15-C40	49.0	60	40	251	147.0	181	SONT 155312	490	~~589.02~~	243.37
MD900.3D.500.R.15-C40	50.0	60	40	254	150.0	184	SONT 155312	500	~~589.02~~	243.37
MD900.3D.510.R.15-C40	51.0	60	40	257	153.0	187	SONT 155312	510	~~604.78~~	249.66
MD900.3D.520.R.15-C40	52.0	60	40	260	156.0	190	SONT 155312	520	~~604.78~~	249.66
MD900.3D.530.R.15-C40	53.0	60	40	263	159.0	193	SONT 155312	530	~~604.78~~	249.66
MD900.3D.540.R.15-C40	54.0	60	40	266	162.0	196	SONT 155312	540	~~604.78~~	249.66
MD900.3D.550.R.17-C40	55.0	60	40	270	165.0	200	SONT 175612	550	~~604.78~~	249.66
MD900.3D.560.R.17-C40	56.0	60	40	273	168.0	203	SONT 175612	560	~~627.05~~	259.10
MD900.3D.570.R.17-C40	57.0	60	40	276	171.0	206	SONT 175612	570	~~627.05~~	259.10
MD900.3D.580.R.17-C40	58.0	60	40	279	174.0	209	SONT 175612	580	~~627.05~~	259.10
MD900.3D.590.R.17-C40	59.0	60	40	282	177.0	212	SONT 175612	590	~~627.05~~	259.10
MD900.3D.600.R.17-C40	60.0	62	40	285	180.0	215	SONT 175612	600	~~627.05~~	259.10
MD900.3D.610.R.17-C40	61.0	62	40	288	183.0	218	SONT 175612	610	~~627.05~~	259.10
MD900.3D.620.R.17-C40	62.0	64	40	291	186.0	221	SONT 175612	620	~~627.05~~	259.10
MD900.3D.630.R.17-C40	63.0	64	40	294	189.0	224	SONT 175612	630	~~627.05~~	259.10

MaxiDrill 900 – Indexable insert drill

Scope of supply:
Indexable Insert Drill including clamping screws and key

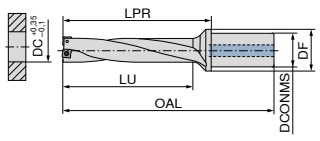



≤ 4xD  KOMET \ Standard

Designation	DC	DF	DCONMS	OAL	LU	LPR	Insert	10 854 ...	PG 2B/41	
	mm	mm	mm	mm	mm	mm			£	£
MD900.4D.120.R.03-C20	12	28	20	114	48	64	SONT 031804	120	~~433.78~~	179.38
MD900.4D.130.R.03-C20	13	28	20	118	52	68	SONT 031804	130	~~433.78~~	179.38
MD900.4D.140.R.04-C20	14	30	20	123	56	73	SONT 042105	140	~~446.36~~	184.62
MD900.4D.150.R.04-C20	15	30	20	127	60	77	SONT 042105	150	~~446.36~~	184.62
MD900.4D.160.R.05-C20	16	30	20	131	64	81	SONT 052306	160	~~456.78~~	188.82
MD900.4D.170.R.05-C20	17	30	20	135	68	85	SONT 052306	170	~~473.98~~	196.16
MD900.4D.180.R.06-C25	18	32	25	146	72	90	SONT 062506	180	~~473.98~~	196.16
MD900.4D.190.R.06-C25	19	32	25	150	76	94	SONT 062506	190	~~509.22~~	210.85
MD900.4D.200.R.06-C25	20	32	25	154	80	98	SONT 062506	200	~~509.22~~	210.85
MD900.4D.210.R.07-C25	21	32	25	159	84	103	SONT 072907	210	~~509.22~~	210.85
MD900.4D.220.R.07-C25	22	32	25	163	88	107	SONT 072907	220	~~509.22~~	210.85
MD900.4D.230.R.07-C25	23	32	25	167	92	111	SONT 072907	230	~~526.18~~	217.14
MD900.4D.240.R.08-C32	24	40	32	179	96	119	SONT 083308	240	~~526.18~~	217.14
MD900.4D.250.R.08-C32	25	40	32	183	100	123	SONT 083308	250	~~526.18~~	217.14
MD900.4D.260.R.08-C32	26	40	32	187	104	127	SONT 083308	260	~~581.27~~	240.22
MD900.4D.270.R.08-C32	27	40	32	191	108	131	SONT 083308	270	~~581.27~~	240.22
MD900.4D.280.R.09-C32	28	40	32	195	112	135	SONT 093808	280	~~581.27~~	240.22
MD900.4D.290.R.09-C32	29	40	32	199	116	139	SONT 093808	290	~~581.27~~	240.22
MD900.4D.300.R.09-C32	30	40	32	203	120	143	SONT 093808	300	~~581.27~~	240.22
MD900.4D.310.R.09-C32	31	40	32	207	124	147	SONT 093808	310	~~630.93~~	261.20
MD900.4D.320.R.09-C32	32	40	32	211	128	151	SONT 093808	320	~~630.93~~	261.20
MD900.4D.330.R.10-C40	33	50	40	228	132	158	SONT 104408	330	~~630.93~~	261.20

Designation	DC	DF	DCONMS	OAL	LU	LPR	Insert	10 854 ...	PG 2B/41	
	mm	mm	mm	mm	mm	mm			£	£
MD900.4D.340.R.10-C40	34	50	40	232	136	162	SONT 104408	340	~~630.93~~	261.20
MD900.4D.350.R.10-C40	35	50	40	236	140	166	SONT 104408	350	~~644.14~~	266.45
MD900.4D.360.R.10-C40	36	50	40	240	144	170	SONT 104408	360	~~644.14~~	266.45
MD900.4D.370.R.12-C40	37	56	40	248	148	178	SONT 124810	370	~~666.28~~	275.89
MD900.4D.380.R.12-C40	38	56	40	252	152	182	SONT 124810	380	~~666.28~~	275.89
MD900.4D.390.R.12-C40	39	56	40	256	156	186	SONT 124810	390	~~666.28~~	275.89
MD900.4D.400.R.12-C40	40	56	40	260	160	190	SONT 124810	400	~~666.28~~	275.89
MD900.4D.410.R.12-C40	41	56	40	264	164	194	SONT 124810	410	~~666.28~~	275.89
MD900.4D.420.R.13-C40	42	60	40	271	168	201	SONT 135012	420	~~698.99~~	288.48
MD900.4D.430.R.13-C40	43	60	40	275	172	205	SONT 135012	430	~~698.99~~	288.48
MD900.4D.440.R.13-C40	44	60	40	279	176	209	SONT 135012	440	~~698.99~~	288.48
MD900.4D.450.R.13-C40	45	60	40	283	180	213	SONT 135012	450	~~698.99~~	288.48
MD900.4D.460.R.13-C40	46	60	40	287	184	217	SONT 135012	460	~~698.99~~	288.48
MD900.4D.470.R.15-C40	47	60	40	292	188	222	SONT 155312	470	~~737.01~~	304.21
MD900.4D.480.R.15-C40	48	60	40	296	192	226	SONT 155312	480	~~737.01~~	304.21
MD900.4D.490.R.15-C40	49	60	40	300	196	230	SONT 155312	490	~~737.01~~	304.21
MD900.4D.500.R.15-C40	50	60	40	304	200	234	SONT 155312	500	~~737.01~~	304.21
MD900.4D.510.R.15-C40	51	60	40	308	204	238	SONT 155312	510	~~737.01~~	304.21
MD900.4D.520.R.15-C40	52	60	40	312	208	242	SONT 155312	520	~~737.01~~	304.21
MD900.4D.530.R.15-C40	53	60	40	316	212	246	SONT 155312	530	~~737.01~~	304.21
MD900.4D.540.R.15-C40	54	60	40	320	216	250	SONT 155312	540	~~737.01~~	304.21

MaxiDrill 900 – Indexable insert drill

Scope of supply:
Indexable Insert Drill including clamping screws and key

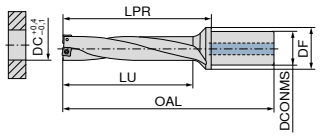



≤ 5xD  KOMET \ Standard

Designation	DC	DF	DCONMS	OAL	LU	LPR	Insert	10 855 ...	PG 2B/41	
	mm	mm	mm	mm	mm	mm			£	£
MD900.5D.120.R.03-C20	12	28	20	126	60	76	SONT 031804	120	~~518.54~~	214.00
MD900.5D.130.R.03-C20	13	28	20	131	65	81	SONT 031804	130	~~518.54~~	214.00
MD900.5D.140.R.04-C20	14	30	20	137	70	87	SONT 042105	140	~~530.18~~	219.24
MD900.5D.150.R.04-C20	15	30	20	142	75	92	SONT 042105	150	~~530.18~~	219.24
MD900.5D.160.R.05-C20	16	30	20	147	80	97	SONT 052306	160	~~543.25~~	224.49
MD900.5D.170.R.05-C20	17	30	20	152	85	102	SONT 052306	170	~~562.87~~	232.88
MD900.5D.180.R.06-C25	18	32	25	164	90	108	SONT 062506	180	~~562.87~~	232.88
MD900.5D.190.R.06-C25	19	32	25	169	95	113	SONT 062506	190	~~604.78~~	249.66
MD900.5D.200.R.06-C25	20	32	25	174	100	118	SONT 062506	200	~~604.78~~	249.66
MD900.5D.210.R.07-C25	21	32	25	180	105	124	SONT 072907	210	~~604.78~~	249.66
MD900.5D.220.R.07-C25	22	32	25	184	110	128	SONT 072907	220	~~604.78~~	249.66
MD900.5D.230.R.07-C25	23	32	25	189	115	133	SONT 072907	230	~~626.32~~	259.10
MD900.5D.240.R.08-C32	24	40	32	203	120	143	SONT 083308	240	~~626.32~~	259.10
MD900.5D.250.R.08-C32	25	40	32	208	125	148	SONT 083308	250	~~626.32~~	259.10
MD900.5D.260.R.08-C32	26	40	32	212	130	152	SONT 083308	260	~~691.23~~	285.33
MD900.5D.270.R.08-C32	27	40	32	217	135	157	SONT 083308	270	~~691.23~~	285.33

Designation	DC	DF	DCONMS	OAL	LU	LPR	Insert	10 855 ...	PG 2B/41	
	mm	mm	mm	mm	mm	mm			£	£
MD900.5D.280.R.09-C32	28	40	32	221	140	161	SONT 093808	280	~~691.23~~	285.33
MD900.5D.290.R.09-C32	29	40	32	226	145	166	SONT 093808	290	~~691.23~~	285.33
MD900.5D.300.R.09-C32	30	40	32	230	150	170	SONT 093808	300	~~691.23~~	285.33
MD900.5D.310.R.09-C32	31	40	32	235	155	175	SONT 093808	310	~~748.76~~	309.46
MD900.5D.320.R.09-C32	32	40	32	239	160	179	SONT 093808	320	~~748.76~~	309.46
MD900.5D.330.R.10-C40	33	50	40	259	165	191	SONT 104408	330	~~748.76~~	309.46
MD900.5D.340.R.10-C40	34	50	40	264	170	196	SONT 104408	340	~~748.76~~	309.46
MD900.5D.350.R.10-C40	35	50	40	269	175	201	SONT 104408	350	~~765.71~~	316.80
MD900.5D.360.R.10-C40	36	50	40	274	180	206	SONT 104408	360	~~765.71~~	316.80
MD900.5D.370.R.12-C40	37	56	40	285	185	215	SONT 124810	370	~~792.00~~	327.29
MD900.5D.380.R.12-C40	38	56	40	290	190	220	SONT 124810	380	~~792.00~~	327.29
MD900.5D.390.R.12-C40	39	56	40	295	195	225	SONT 124810	390	~~792.00~~	327.29
MD900.5D.400.R.12-C40	40	56	40	300	200	230	SONT 124810	400	~~792.00~~	327.29
MD900.5D.410.R.12-C40	41	56	40	305	205	235	SONT 124810	410	~~792.00~~	327.29

SONT

Designation	IC	D1	L	S
	mm	mm	mm	mm
SONT 0318..	5.4	2.10	3.8	1.80
SONT 0421..	4.6	2.25	4.2	2.10
SONT 0523..	5.3	2.25	4.8	2.30
SONT 0625..	5.9	2.50	5.5	2.50
SONT 0729..	6.5	2.50	6.1	2.90
SONT 0833..	7.7	2.90	7.3	3.30
SONT 0938..	8.9	3.50	8.5	3.80
SONT 1044..	10.1	4.10	9.6	4.40
SONT 1248..	11.6	4.10	11.0	4.80
SONT 1350..	13.0	5.30	12.2	5.00
SONT 1553..	15.2	5.30	14.4	5.30
SONT 1756..	17.5	5.30	16.7	5.60

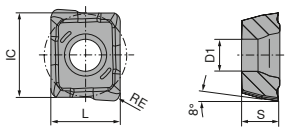

SONT 03..

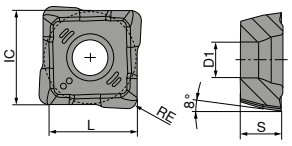

SONT 04../05../06../07../08../09../
10../12../13../15../17..

SONT

KOMET \ Standard









ISO	RE	10 830 ...	PG 1A/08		10 830 ...	PG 1A/08	
	mm		£	£		£	£
031804	0.4	103 [1]	~~14.67~~	11.00			
042105	0.5				104	~~16.80~~	12.61
052306	0.6				105	~~17.04~~	12.78
062506	0.6				106	~~17.31~~	12.99
072907	0.7				107	~~17.71~~	13.28
083308	0.8				108	~~18.08~~	13.56
093808	0.8				109	~~18.54~~	13.90
104408	0.8				110	~~19.42~~	14.56
124810	1.0				112	~~20.56~~	15.42
135012	1.2				113	~~21.78~~	16.33
155312	1.2				115	~~24.69~~	18.53
175612	1.2				117	~~26.17~~	19.63
P		●			●		
M		●			●		
K		○			○		
N		○			○		
S		○			○		
H							
O							

1) two usable cutting edges

Customer Service Centre
Freephone: 0800 073 2 073
Email: info.uk@ceratizit.com

Ordering via the Online Shop
http://cuttingtools.ceratizit.com

KUB Pentron – Indexable insert drill

Scope of supply:
Indexable Insert Drill incl. clamping screws

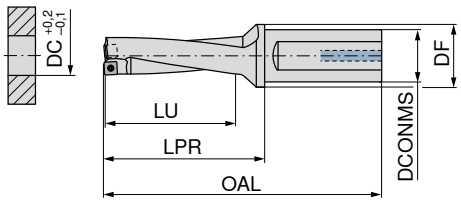



≤ 3xD | C | KOMET \ Performance

Designation	DC	DCONMS	DF	OAL	LU	LPR	torque moment	Insert	10 873 ...	PG 2B/6#	
	mm	mm	mm	mm	mm	mm	Nm			£	£
KUB-P.3D.140.R.04-C20	14.0	20	30	105	42	55	0,38	SOGX 040204	14001	~~384.25~~	154.20
KUB-P.3D.145.R.04-C20	14.5	20	30	109	45	59	0,38	SOGX 040204	14501	~~384.25~~	154.20
KUB-P.3D.150.R.04-C20	15.0	20	30	109	45	59	0,38	SOGX 040204	15001	~~384.25~~	154.20
KUB-P.3D.155.R.04-C20	15.5	20	30	114	48	64	0,38	SOGX 040204	15501	~~384.25~~	154.20
KUB-P.3D.160.R.04-C20	16.0	20	30	114	48	64	0,38	SOGX 040204	16001	~~384.25~~	154.20
KUB-P.3D.165.R.05-C20	16.5	20	30	118	51	68	0,62	SOGX 050204	16501	~~384.25~~	154.20
KUB-P.3D.170.R.05-C20	17.0	20	30	118	51	68	0,62	SOGX 050204	17001	~~393.95~~	157.35
KUB-P.3D.175.R.05-C25	17.5	25	30	127	54	71	0,62	SOGX 050204	17501	~~393.85~~	157.35
KUB-P.3D.180.R.05-C25	18.0	25	30	127	54	71	0,62	SOGX 050204	18001	~~393.85~~	157.35
KUB-P.3D.185.R.06-C25	18.5	25	30	131	57	75	1,01	SOGX 060206	18501	~~393.85~~	157.35
KUB-P.3D.190.R.06-C25	19.0	25	30	131	57	75	1,01	SOGX 060206	19001	~~405.90~~	162.60
KUB-P.3D.195.R.06-C25	19.5	25	30	134	60	78	1,01	SOGX 060206	19501	~~405.90~~	162.60
KUB-P.3D.200.R.06-C25	20.0	25	30	134	60	78	1,01	SOGX 060206	20001	~~405.90~~	162.60
KUB-P.3D.205.R.07-C25	20.5	25	30	138	63	82	1,01	SOGX 07T208	20501	~~432.41~~	173.09
KUB-P.3D.210.R.07-C25	21.0	25	30	138	63	82	1,01	SOGX 07T208	21001	~~432.41~~	173.09
KUB-P.3D.215.R.07-C25	21.5	25	30	141	66	85	1,01	SOGX 07T208	21501	~~432.41~~	173.09
KUB-P.3D.220.R.07-C25	22.0	25	30	141	66	85	1,01	SOGX 07T208	22002	~~432.41~~	173.09
KUB-P.3D.225.R.07-C25	22.5	25	30	145	69	89	1,01	SOGX 07T208	22502	~~432.41~~	173.09
KUB-P.3D.230.R.07-C25	23.0	25	30	145	69	89	1,01	SOGX 07T208	23002	~~432.41~~	173.09
KUB-P.3D.235.R.08-C32	23.5	32	39	152	72	92	1,28	SOGX 080308	23503	~~468.55~~	187.77
KUB-P.3D.240.R.08-C32	24.0	32	39	152	72	92	1,28	SOGX 080308	24003	~~468.55~~	187.77
KUB-P.3D.245.R.08-C32	24.5	32	39	156	75	96	1,28	SOGX 080308	24503	~~468.55~~	187.77
KUB-P.3D.250.R.08-C32	25.0	32	39	156	75	96	1,28	SOGX 080308	25003	~~468.55~~	187.77
KUB-P.3D.255.R.08-C32	25.5	32	39	159	78	99	1,28	SOGX 080308	25503	~~468.55~~	187.77
KUB-P.3D.260.R.08-C32	26.0	32	39	159	78	99	1,28	SOGX 080308	26003	~~468.55~~	187.77
KUB-P.3D.265.R.09-C32	26.5	32	39	163	81	103	2,25	SOGX 09T308	26503	~~492.63~~	197.21
KUB-P.3D.270.R.09-C32	27.0	32	39	163	81	103	2,25	SOGX 09T308	27003	~~492.63~~	197.21
KUB-P.3D.275.R.09-C32	27.5	32	39	166	84	106	2,25	SOGX 09T308	27503	~~492.63~~	197.21
KUB-P.3D.280.R.09-C32	28.0	32	39	166	84	106	2,25	SOGX 09T308	28003	~~492.63~~	197.21
KUB-P.3D.285.R.09-C32	28.5	32	39	170	87	110	2,25	SOGX 09T308	28503	~~492.63~~	197.21
KUB-P.3D.290.R.09-C32	29.0	32	39	170	87	110	2,25	SOGX 09T308	29003	~~492.63~~	197.21
KUB-P.3D.295.R.09-C32	29.5	32	39	173	90	113	2,25	SOGX 09T308	29503	~~492.63~~	197.21
KUB-P.3D.300.R.09-C32	30.0	32	39	173	90	113	2,25	SOGX 09T308	30003	~~492.63~~	197.21
KUB-P.3D.305.R.10-C40	30.5	40	50	185	93	117	2,8	SOGX 100408	30504	~~537.11~~	215.05

Designation	DC	DCONMS	DF	OAL	LU	LPR	torque moment	Insert	10 873 ...	PG 2B/6#	
	mm	mm	mm	mm	mm	mm	Nm			£	£
KUB-P.3D.310.R.10-C40	31.0	40	50	185	93	117	2,8	SOGX 100408	31004	~~537.11~~	215.05
KUB-P.3D.315.R.10-C40	31.5	40	50	188	96	120	2,8	SOGX 100408	31504	~~537.11~~	215.05
KUB-P.3D.320.R.10-C40	32.0	40	50	188	96	120	2,8	SOGX 100408	32004	~~537.11~~	215.05
KUB-P.3D.325.R.10-C40	32.5	40	50	192	99	124	2,8	SOGX 100408	32504	~~537.11~~	215.05
KUB-P.3D.330.R.10-C40	33.0	40	50	192	99	124	2,8	SOGX 100408	33004	~~537.11~~	215.05
KUB-P.3D.335.R.11-C40	33.5	40	50	195	102	127	2,8	SOGX 110408	33504	~~562.46~~	224.49
KUB-P.3D.340.R.11-C40	34.0	40	50	195	102	127	2,8	SOGX 110408	34004	~~562.46~~	224.49
KUB-P.3D.345.R.11-C40	34.5	40	50	199	105	131	2,8	SOGX 110408	34504	~~562.46~~	224.49
KUB-P.3D.350.R.11-C40	35.0	40	50	199	105	131	2,8	SOGX 110408	35004	~~562.46~~	224.49
KUB-P.3D.355.R.11-C40	35.5	40	50	202	108	134	2,8	SOGX 110408	35504	~~562.46~~	224.49
KUB-P.3D.360.R.11-C40	36.0	40	50	202	108	134	2,8	SOGX 110408	36004	~~562.46~~	224.49
KUB-P.3D.365.R.11-C40	36.5	40	50	206	111	138	2,8	SOGX 110408	36504	~~562.46~~	224.49
KUB-P.3D.370.R.11-C40	37.0	40	50	206	111	138	2,8	SOGX 110408	37004	~~562.46~~	224.49
KUB-P.3D.375.R.12-C40	37.5	40	50	209	114	141	6,25	SOGX 120408	37504	~~579.27~~	231.83
KUB-P.3D.380.R.12-C40	38.0	40	50	209	114	141	6,25	SOGX 120408	38004	~~579.27~~	231.83
KUB-P.3D.385.R.12-C40	38.5	40	50	213	117	145	6,25	SOGX 120408	38504	~~579.27~~	231.83
KUB-P.3D.390.R.12-C40	39.0	40	50	213	117	145	6,25	SOGX 120408	39004	~~579.27~~	231.83
KUB-P.3D.395.R.12-C40	39.5	40	50	216	120	148	6,25	SOGX 120408	39504	~~579.27~~	231.83
KUB-P.3D.400.R.12-C40	40.0	40	50	216	120	148	6,25	SOGX 120408	40004	~~579.27~~	231.83
KUB-P.3D.405.R.12-C40	40.5	40	50	220	123	152	6,25	SOGX 120408	40504	~~579.27~~	231.83
KUB-P.3D.410.R.12-C40	41.0	40	50	220	123	152	6,25	SOGX 120408	41004	~~579.27~~	231.83
KUB-P.3D.415.R.12-C40	41.5	40	50	223	126	155	6,25	SOGX 120408	41504	~~579.27~~	231.83
KUB-P.3D.420.R.12-C40	42.0	40	50	223	126	155	6,25	SOGX 120408	42004	~~579.27~~	231.83
KUB-P.3D.425.R.13-C40	42.5	40	50	227	129	159	6,25	SOGX 130508	42504	~~579.27~~	231.83
KUB-P.3D.430.R.13-C40	43.0	40	50	227	129	159	6,25	SOGX 130508	43004	~~579.27~~	231.83
KUB-P.3D.435.R.13-C40	43.5	40	50	230	132	162	6,25	SOGX 130508	43504	~~579.27~~	231.83
KUB-P.3D.440.R.13-C40	44.0	40	50	230	132	162	6,25	SOGX 130508	44004	~~579.27~~	231.83
KUB-P.3D.445.R.13-C40	44.5	40	50	234	135	166	6,25	SOGX 130508	44504	~~579.27~~	231.83
KUB-P.3D.450.R.13-C40	45.0	40	50	234	135	166	6,25	SOGX 130508	45004	~~579.27~~	231.83
KUB-P.3D.455.R.13-C40	45.5	40	50	237	138	169	6,25	SOGX 130508	45504	~~579.27~~	231.83
KUB-P.3D.460.R.13-C40	46.0	40	50	237	138	169	6,25	SOGX 130508	46004	~~579.27~~	231.83

KUB Pentron – Indexable insert drill

Scope of supply:
Indexable Insert Drill incl. clamping screws

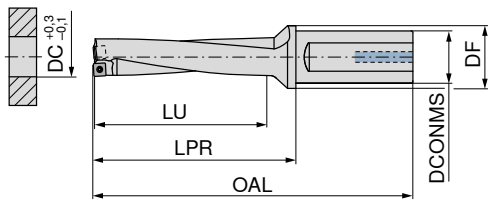



≤ 4xD | C | KOMET \ Performance

Designation	DC	DCONMS	DF	OAL	LU	LPR	torque moment	Insert	10 874 ...	PG 2B/6#	
	mm	mm	mm	mm	mm	mm	Nm			£	£
KUB-P.4D.140.R.04-C20	14.0	20	30	119	56	69	0,38	SOGX 040204	14001	~~490.20~~	196.16
KUB-P.4D.145.R.04-C20	14.5	20	30	124	60	74	0,38	SOGX 040204	14501	~~490.20~~	196.16
KUB-P.4D.150.R.04-C20	15.0	20	30	124	60	74	0,38	SOGX 040204	15001	~~490.20~~	196.16
KUB-P.4D.155.R.04-C20	15.5	20	30	130	64	80	0,38	SOGX 040204	15501	~~490.20~~	196.16
KUB-P.4D.160.R.04-C20	16.0	20	30	130	64	80	0,38	SOGX 040204	16001	~~490.20~~	196.16
KUB-P.4D.165.R.05-C20	16.5	20	30	135	68	85	0,62	SOGX 050204	16501	~~490.20~~	196.16
KUB-P.4D.170.R.05-C20	17.0	20	30	135	68	85	0,62	SOGX 050204	17001	~~503.40~~	201.41
KUB-P.4D.175.R.05-C25	17.5	25	30	145	72	89	0,62	SOGX 050204	17502	~~503.40~~	201.41
KUB-P.4D.180.R.05-C25	18.0	25	30	145	72	89	0,62	SOGX 050204	18002	~~503.40~~	201.41
KUB-P.4D.185.R.06-C25	18.5	25	30	150	76	94	1,01	SOGX 060206	18502	~~503.40~~	201.41
KUB-P.4D.190.R.06-C25	19.0	25	30	150	76	94	1,01	SOGX 060206	19002	~~517.88~~	206.65
KUB-P.4D.195.R.06-C25	19.5	25	30	154	80	98	1,01	SOGX 060206	19502	~~517.88~~	206.65
KUB-P.4D.200.R.06-C25	20.0	25	30	154	80	98	1,01	SOGX 060206	20002	~~517.88~~	206.65
KUB-P.4D.205.R.07-C25	20.5	25	30	159	84	103	1,01	SOGX 07T208	20502	~~537.11~~	215.05
KUB-P.4D.210.R.07-C25	21.0	25	30	159	84	103	1,01	SOGX 07T208	21002	~~537.11~~	215.05
KUB-P.4D.215.R.07-C25	21.5	25	30	163	88	107	1,01	SOGX 07T208	21502	~~537.11~~	215.05
KUB-P.4D.220.R.07-C25	22.0	25	30	163	88	107	1,01	SOGX 07T208	22002	~~537.11~~	215.05
KUB-P.4D.225.R.07-C25	22.5	25	30	168	92	112	1,01	SOGX 07T208	22502	~~537.11~~	215.05
KUB-P.4D.230.R.07-C25	23.0	25	30	168	92	112	1,01	SOGX 07T208	23002	~~537.11~~	215.05
KUB-P.4D.235.R.08-C32	23.5	32	39	176	96	116	1,28	SOGX 080308	23503	~~557.61~~	223.44
KUB-P.4D.240.R.08-C32	24.0	32	39	176	96	116	1,28	SOGX 080308	24003	~~557.61~~	223.44
KUB-P.4D.245.R.08-C32	24.5	32	39	181	100	121	1,28	SOGX 080308	24503	~~557.61~~	223.44
KUB-P.4D.250.R.08-C32	25.0	32	39	181	100	121	1,28	SOGX 080308	25003	~~557.61~~	223.44
KUB-P.4D.255.R.08-C32	25.5	32	39	185	104	125	1,28	SOGX 080308	25503	~~557.61~~	223.44
KUB-P.4D.260.R.08-C32	26.0	32	39	185	104	125	1,28	SOGX 080308	26003	~~557.61~~	223.44
KUB-P.4D.265.R.09-C32	26.5	32	39	190	108	130	2,25	SOGX 09T308	26503	~~629.85~~	251.76
KUB-P.4D.270.R.09-C32	27.0	32	39	190	108	130	2,25	SOGX 09T308	27003	~~629.85~~	251.76
KUB-P.4D.275.R.09-C32	27.5	32	39	194	112	134	2,25	SOGX 09T308	27503	~~629.85~~	251.76
KUB-P.4D.280.R.09-C32	28.0	32	39	194	112	134	2,25	SOGX 09T308	28003	~~629.85~~	251.76
KUB-P.4D.285.R.09-C32	28.5	32	39	199	116	139	2,25	SOGX 09T308	28503	~~629.85~~	251.76
KUB-P.4D.290.R.09-C32	29.0	32	39	199	116	139	2,25	SOGX 09T308	29003	~~629.85~~	251.76
KUB-P.4D.295.R.09-C32	29.5	32	39	203	120	143	2,25	SOGX 09T308	29503	~~629.85~~	251.76
KUB-P.4D.300.R.09-C32	30.0	32	39	203	120	143	2,25	SOGX 09T308	30003	~~629.85~~	251.76
KUB-P.4D.305.R.10-C40	30.5	40	50	216	124	148	2,8	SOGX 100408	30504	~~667.27~~	266.45

Designation	DC	DCONMS	DF	OAL	LU	LPR	torque moment	Insert	10 874 ...	PG 2B/6#	
	mm	mm	mm	mm	mm	mm	Nm			£	£
KUB-P.4D.310.R.10-C40	31.0	40	50	216	124	148	2,8	SOGX 100408	31004	~~667.27~~	266.45
KUB-P.4D.315.R.10-C40	31.5	40	50	220	128	152	2,8	SOGX 100408	31504	~~667.27~~	266.45
KUB-P.4D.320.R.10-C40	32.0	40	50	220	128	152	2,8	SOGX 100408	32004	~~667.27~~	266.45
KUB-P.4D.325.R.10-C40	32.5	40	50	225	132	157	2,8	SOGX 100408	32504	~~667.27~~	266.45
KUB-P.4D.330.R.10-C40	33.0	40	50	225	132	157	2,8	SOGX 100408	33004	~~667.27~~	266.45
KUB-P.4D.335.R.11-C40	33.5	40	50	229	136	161	2,8	SOGX 110408	33504	~~686.49~~	274.84
KUB-P.4D.340.R.11-C40	34.0	40	50	229	136	161	2,8	SOGX 110408	34004	~~686.49~~	274.84
KUB-P.4D.345.R.11-C40	34.5	40	50	234	140	166	2,8	SOGX 110408	34504	~~686.49~~	274.84
KUB-P.4D.350.R.11-C40	35.0	40	50	234	140	166	2,8	SOGX 110408	35004	~~686.49~~	274.84
KUB-P.4D.355.R.11-C40	35.5	40	50	238	144	170	2,8	SOGX 110408	35504	~~686.49~~	274.84
KUB-P.4D.360.R.11-C40	36.0	40	50	238	144	170	2,8	SOGX 110408	36004	~~686.49~~	274.84
KUB-P.4D.365.R.11-C40	36.5	40	50	243	148	175	2,8	SOGX 110408	36504	~~686.49~~	274.84
KUB-P.4D.370.R.11-C40	37.0	40	50	243	148	175	2,8	SOGX 110408	37004	~~686.49~~	274.84
KUB-P.4D.375.R.12-C40	37.5	40	50	247	152	179	6,25	SOGX 120408	37504	~~708.16~~	283.23
KUB-P.4D.380.R.12-C40	38.0	40	50	247	152	179	6,25	SOGX 120408	38004	~~708.16~~	283.23
KUB-P.4D.385.R.12-C40	38.5	40	50	252	156	184	6,25	SOGX 120408	38504	~~708.16~~	283.23
KUB-P.4D.390.R.12-C40	39.0	40	50	252	156	184	6,25	SOGX 120408	39004	~~708.16~~	283.23
KUB-P.4D.395.R.12-C40	39.5	40	50	256	160	188	6,25	SOGX 120408	39504	~~708.16~~	283.23
KUB-P.4D.400.R.12-C40	40.0	40	50	256	160	188	6,25	SOGX 120408	40004	~~708.16~~	283.23
KUB-P.4D.405.R.12-C40	40.5	40	50	261	164	193	6,25	SOGX 120408	40504	~~708.16~~	283.23
KUB-P.4D.410.R.12-C40	41.0	40	50	261	164	193	6,25	SOGX 120408	41004	~~708.16~~	283.23
KUB-P.4D.415.R.12-C40	41.5	40	50	265	166	197	6,25	SOGX 120408	41504	~~708.16~~	283.23
KUB-P.4D.420.R.12-C40	42.0	40	50	265	168	197	6,25	SOGX 120408	42004	~~708.16~~	283.23
KUB-P.4D.425.R.13-C40	42.5	40	50	270	172	202	6,25	SOGX 130508	42504	~~761.19~~	304.21
KUB-P.4D.430.R.13-C40	43.0	40	50	270	172	202	6,25	SOGX 130508	43004	~~761.19~~	304.21
KUB-P.4D.435.R.13-C40	43.5	40	50	274	176	206	6,25	SOGX 130508	43504	~~761.19~~	304.21
KUB-P.4D.440.R.13-C40	44.0	40	50	274	176	206	6,25	SOGX 130508	44004	~~761.19~~	304.21
KUB-P.4D.445.R.13-C40	44.5	40	50	279	180	211	6,25	SOGX 130508	44504	~~761.19~~	304.21
KUB-P.4D.450.R.13-C40	45.0	40	50	279	180	211	6,25	SOGX 130508	45004	~~761.19~~	304.21
KUB-P.4D.455.R.13-C40	45.5	40	50	283	184	215	6,25	SOGX 130508	45504	~~761.19~~	304.21
KUB-P.4D.460.R.13-C40	46.0	40	50	283	184	215	6,25	SOGX 130508	46004	~~761.19~~	304.21



-01 Allrounder chip breaker for normal materials.



-03 Best swarf control for tough to machine materials including super alloys.



-13 Good swarf control and low power/cutting forces.



-21 Lowest power/cutting forces. For larger diameters on low power machines.

SOGX

Designation	L mm	IC mm	D1 mm	S mm
SOGX 0402..	4.8	4.8	2.05	2.20
SOGX 0502..	5.5	5.5	2.30	2.40
SOGX 0602..	6.2	6.2	2.60	2.75
SOGX 07T2..	7.1	7.1	2.60	2.97
SOGX 0803..	8.0	8.0	2.85	3.40
SOGX 09T3..	8.9	8.9	3.40	3.90
SOGX 1004..	9.8	9.8	4.10	4.20
SOGX 1104..	10.9	10.9	4.10	4.50
SOGX 1204..	12.0	12.0	5.20	4.80
SOGX 1305..	13.2	13.2	5.20	5.20

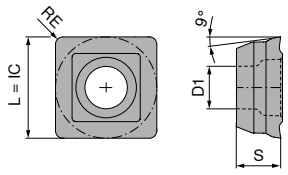

SOGX

KOMET \ Performance

ISO	RE mm	-21 BK8430		-13 BK8425		-03 BK8430		-01 BK8425		-01 BK7935	
		10 820 ... PG 1A/3#		10 820 ... PG 1A/3#		10 820 ... PG 1A/3#		10 820 ... PG 1A/3#		10 820 ... PG 1A/3#	
		£	£	£	£	£	£	£	£	£	£
040204	0.4	00421	~~19.84~~ 14.87	30413	~~18.66~~ 13.99	00403	~~18.66~~ 13.99	30401	~~18.66~~ 7.34	50401	~~18.67~~ 14.00
050204	0.4	00521	~~19.95~~ 14.97	30513	~~18.79~~ 14.09	00503	~~18.79~~ 14.09	30501	~~18.79~~ 7.34	50501	~~18.81~~ 14.11
060206	0.6	00621	~~20.10~~ 15.07	30613	~~18.91~~ 14.18	00603	~~18.91~~ 14.18	30601	~~18.91~~ 7.34	50601	~~18.93~~ 14.20
07T208	0.8	00721	~~20.21~~ 15.16	30713	~~19.03~~ 14.28	00703	~~19.03~~ 14.28	30701	~~19.03~~ 7.34	50701	~~19.08~~ 14.31
080308	0.8	00821	~~20.35~~ 15.26	30813	~~19.15~~ 14.37	00803	~~19.15~~ 14.37	30801	~~19.15~~ 7.34	50801	~~19.14~~ 14.36
09T308	0.8			30913	~~19.87~~ 14.91	00903	~~19.87~~ 14.91	30901	~~19.87~~ 8.39	50901	~~19.86~~ 14.90
100408	0.8	01021	~~21.76~~ 16.32	31013	~~20.47~~ 15.35	01003	~~20.47~~ 15.35	31001	~~20.47~~ 8.39	51001	~~20.52~~ 15.39
110408	0.8	01121	~~22.40~~ 16.79	31113	~~21.08~~ 15.82	01103	~~21.08~~ 15.82	31101	~~21.08~~ 8.39	51101	~~21.08~~ 15.82
120408	0.8	01221	~~23.55~~ 17.67	31213	~~22.17~~ 16.63	01203	~~22.17~~ 16.63	31201	~~22.17~~ 8.39	51201	~~22.14~~ 16.61
130508	0.8	01321	~~27.40~~ 20.55	31313	~~25.77~~ 19.33	01303	~~25.77~~ 19.33	31301	~~25.77~~ 10.49	51301	~~25.85~~ 19.39
P		●		●		●		●		●	
M		●		●		●		●		●	
K		●		●		●		●		●	
N		○		○		○		○		○	
S		●		●		●		●		●	
H		○		○		○		○			
O										○	



UKS

UK LOGISTICS

WHEN YOU SEE THIS LOGO
IT´S IN STOCK IN SHEFFIELD



REAMING



Fullmax – high performance solid carbide machine reamer for through and blind hole reaming in all materials.



Type N – for all standard low volume applications.

Fullmax – High-performance machine reamers, short

▲ extremely irregular pitch
▲ designed for high-speed machining
▲ specialised geometry and coating for universal use

UNI

KOMET \ Performance

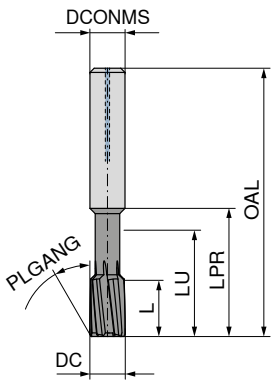

DBG-U



51P.57

Left Hand Helix
PLGANG 30°
ASG2210
Solid carbide
Through hole

DC H7	L	LU	LPR	OAL	DCONMS h6	ZEFP	40 483 ...	PG U4/4R	
mm	mm	mm	mm	mm	mm			£	£
4	12	17	22	50	4	4	04000	~~128.86~~	70.87
5	12	23	28	64	6	4	05000	~~130.78~~	71.93
6	12	23	28	64	6	4	06000	~~133.68~~	73.52
7	16	29	39	75	8	6	07000	~~139.52~~	76.74
8	16	29	39	75	8	6	08000	~~139.52~~	76.74
9	16	35	40	80	10	6	09000	~~197.15~~	108.43
10	16	35	40	80	10	6	10000	~~197.15~~	108.43
11	20	40	45	90	12	6	11000	~~261.58~~	143.87
12	20	40	45	90	12	6	12000	~~261.58~~	143.87
16	20	40	45	93	16	8	16000	~~387.88~~	213.33

P	●
M	●
K	●
N	○
S	○
H	○
O	

Fullmax – High-performance machine reamers, short

▲ extremely irregular pitch
▲ designed for high-speed machining
▲ specialised geometry and coating for universal use

UNI

KOMET \ Performance

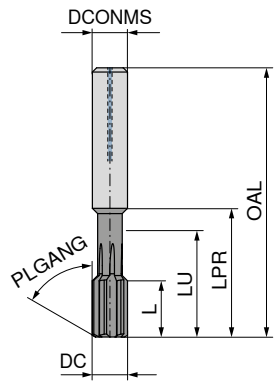

DBG-U



51M.57

straight flute
PLGANG 60°
ASG2110
Solid carbide
Blind hole

DC H7	L	LU	LPR	OAL	DCONMS h6	ZEFP	40 481 ...	PG U4/4R	
mm	mm	mm	mm	mm	mm			£	£
4	12	17	22	50	4	4	04000	~~107.34~~	59.04
5	12	23	28	64	6	4	05000	~~109.33~~	60.13
6	12	23	28	64	6	4	06000	~~114.23~~	62.83
7	16	29	39	75	8	6	07000	~~120.04~~	66.02
8	16	29	39	75	8	6	08000	~~120.04~~	66.02
9	16	35	40	80	10	6	09000	~~171.72~~	94.45
10	16	35	40	80	10	6	10000	~~171.72~~	94.45
11	20	40	45	90	12	6	11000	~~228.38~~	125.61
12	20	40	45	90	12	6	12000	~~228.38~~	125.61
16	20	40	45	93	16	8	16000	~~347.19~~	190.95

P	●
M	●
K	●
N	○
S	○
H	○
O	

Fullmax – High-performance machine reamers, long

▲ extremely irregular pitch
▲ designed for high-speed machining
▲ specialised geometries and coatings

KOMET \ Performance

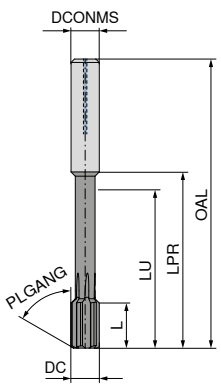

UNI / DBG-U



52P.57

Left Hand Helix
PLGANG 30°
ASG2210
Solid carbide
Through hole

VA / DBQ



52S.44

Left Hand Helix
PLGANG 30°
ASG2231
Solid carbide
Through hole

ALU / DBC-N



52N.17

straight flute
PLGANG 30°
ASG2270
Solid carbide
Through hole

DC H7	L	LU	LPR	OAL	DCONMS h6	ZEFP	40 484 ...	PG U4/4R		40 401 ...	PG U4/4R		40 471 ...	PG U4/4R	
mm	mm	mm	mm	mm	mm			£	£		£	£		£	£
4	12	28	32	60	4	4	04000	~~172.52~~	94.89	04000	~~189.50~~	104.23	04000 1)	~~189.50~~	66.00
5	12	35	40	76	6	4	05000	~~175.12~~	96.32	05000	~~192.11~~	105.66	05000 1)	~~192.11~~	105.66
6	12	35	40	76	6	4	06000	~~179.06~~	98.48	06000	~~196.05~~	107.83	06000 1)	~~196.05~~	107.83
7	16	60	65	101	8	6	07000	~~186.90~~	102.80	07000	~~205.19~~	112.85	07000 1)	~~205.19~~	112.85
8	16	60	65	101	8	6	08000	~~186.90~~	102.80	08000	~~205.19~~	112.85	08000 1)	~~205.19~~	112.85
9	16	63	68	108	10	6	09000	~~264.01~~	145.21	09000	~~291.45~~	160.30	09000 1)	~~291.45~~	160.30
10	16	63	68	108	10	6	10000	~~264.01~~	145.21	10000	~~291.45~~	160.30	10000 1)	~~291.45~~	160.30
11	20	80	85	130	12	6	11000	~~350.25~~	192.64	11000	~~384.23~~	211.33	11000 1)	~~384.23~~	211.33
12	20	80	85	130	12	6	12000	~~350.25~~	192.64	12000	~~384.23~~	211.33	12000 1)	~~384.23~~	211.33
16	20	97	102	150	16	6	16000	~~460.04~~	253.02	16000	~~505.76~~	278.17	16000 1)	~~505.76~~	278.17

P	●	●	
M	●	●	
K	●		
N	○		●
S	○		
H	○		
O			○

1) Not available ex stock, articles are non-returnable and cannot be exchanged / Delivery time on request / Minimum order 2 pieces

Customer Service Centre
Freephone: 0800 073 2 073
Email: info.uk@ceratizit.com

Ordering via the Online Shop
http://cuttingtools.ceratizit.com

Fullmax – High-performance machine reamers, long

- ▲ extremely irregular pitch
- ▲ designed for high-speed machining
- ▲ specialised geometries and coatings



KOMET \ Performance

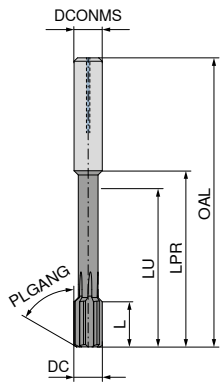



UNI

DBG-U

52M.57

straight flute
PLGANG 60°
ASG2110
Solid carbide
Blind hole



VA

DBQ

52T.45

straight flute
PLGANG 45°
ASG2131
Solid carbide
Blind hole



ALU

DBC-N

52Q.17

straight flute
PLGANG 60°
ASG2170
Solid carbide
Blind hole

DC $_{H7}$ mm	L mm	LU mm	LPR mm	OAL mm	DCONMS $_{h6}$ mm	ZEFP	40 485 ...	PG U4/4R £	£	40 402 ...	PG U4/4R £	£	40 472 ...	PG U4/4R £	£
4	12	28	32	60	4	4	04000	~~143.77~~	79.07	04000	~~158.13~~	86.97	04000 1)	~~158.13~~	86.97
5	12	35	40	76	6	4	05000	~~146.37~~	80.50	05000	~~162.06~~	89.13	05000 1)	~~162.06~~	89.13
6	12	35	40	76	6	4	06000	~~152.92~~	84.11	06000	~~168.58~~	92.72	06000 1)	~~168.58~~	92.72
7	16	60	65	101	8	6	07000	~~160.75~~	88.41	07000	~~176.42~~	97.03	07000 1)	~~176.42~~	97.03
8	16	60	65	101	8	6	08000	~~160.75~~	88.41	08000	~~176.42~~	97.03	08000 1)	~~176.42~~	97.03
9	16	63	68	108	10	6	09000	~~230.02~~	126.51	09000	~~253.54~~	139.45	09000 1)	~~253.54~~	139.45
10	16	63	68	108	10	6	10000	~~230.02~~	126.51	10000	~~253.54~~	139.45	10000 1)	~~253.54~~	139.45
11	20	80	85	130	12	6	11000	~~305.84~~	168.20	11000	~~335.89~~	184.74	11000 1)	~~335.89~~	184.74
12	20	80	85	130	12	6	12000	~~305.84~~	168.20	12000	~~335.89~~	184.74	12000 1)	~~335.89~~	184.74
16	20	97	102	150	16	6	16000	~~411.69~~	226.43	16000	~~453.50~~	249.43	16000 1)	~~453.50~~	249.43
P							●			●					
M							●			●					
K							●								
N							○						●		
S							○								
H							○								
O													○		

1) Not available ex stock, articles are non-returnable and cannot be exchanged / Delivery time on request / Minimum order 2 pieces



Everything for Machining – our Product range for 2024

Browse through our complete product range, printed or in digital format.

cutting.tools/gb/en/e-shelf

Machine reamers, similar to DIN 8093-A / -B

▲ extremely irregular pitch

N

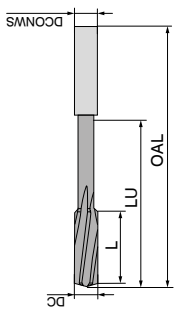



straight flute
Solid carbide



Left Hand Helix
Solid carbide

DC h7	OAL	L	LU	DCONMS h7	ZEFP	40 405 ...	PG U4/4R		40 415 ...	PG U4/4R	
mm	mm	mm	mm	mm			£	£		£	£
2.0	49	11	31	2.0	4	02000	~~59.03~~	20.26	02000	~~59.03~~	20.26
2.1	49	11	31	2.0	4	02100	~~70.59~~	24.33	02100	~~70.59~~	24.33
2.2	53	12	35	2.2	4	02200	~~70.59~~	24.33	02200	~~70.59~~	24.33
2.3	53	12	35	2.2	4	02300	~~70.59~~	24.33	02300	~~70.59~~	24.33
2.4	57	14	34	2.5	4	02400	~~70.59~~	24.33	02400	~~70.59~~	24.33
2.5	57	14	34	2.5	4	02500	~~63.40~~	21.72	02500	~~63.40~~	21.72
2.6	57	14	34	2.5	4	02600	~~75.83~~	26.07	02600	~~75.83~~	26.07
2.7	61	15	36	3.0	4	02700	~~75.83~~	26.07	02700	~~75.83~~	26.07
2.8	61	15	36	3.0	4	02800	~~75.83~~	26.07	02800	~~75.83~~	26.07
2.9	61	15	36	3.0	4	02900	~~75.83~~	26.07	02900	~~75.83~~	26.07
3.0	61	15	36	3.0	4	03000	~~68.31~~	23.33	03000	~~68.31~~	23.33
3.1	61	15	36	3.0	4	03100	~~81.92~~	28.05	03100	~~81.92~~	28.05
3.2	70	18	40	3.5	4	03200	~~81.92~~	28.05	03200	~~81.92~~	28.05
3.3	70	18	40	3.5	4	03300	~~81.92~~	28.05	03300	~~81.92~~	28.05
3.4	70	18	40	3.5	4	03400	~~81.92~~	28.05	03400	~~81.92~~	28.05
3.5	70	18	40	3.5	4	03500	~~77.86~~	26.70	03500	~~77.86~~	26.70
3.6	70	18	40	3.5	4	03600	~~93.49~~	32.02	03600	~~93.49~~	32.02
3.7	70	18	40	3.5	4	03700	~~93.49~~	32.02	03700	~~93.49~~	32.02
3.8	75	19	43	4.0	4	03800	~~93.49~~	32.02	03800	~~93.49~~	32.02
3.9	75	19	43	4.0	4	03900	~~93.49~~	32.02	03900	~~93.49~~	32.02
4.0	75	19	43	4.0	4	04000	~~83.66~~	28.72	04000	~~83.66~~	28.72
4.1	75	19	43	4.0	4	04100	~~100.75~~	34.45	04100	~~100.75~~	34.45
4.2	75	19	43	4.0	4	04200	~~100.75~~	34.45	04200	~~100.75~~	34.45
4.3	75	21	42	4.5	4	04300	~~100.75~~	34.45	04300	~~100.75~~	34.45
4.4	75	21	42	4.5	4	04400	~~100.75~~	34.45	04400	~~100.75~~	34.45
4.5	75	21	42	4.5	4	04500	~~91.20~~	31.23	04500	~~91.20~~	31.23
4.6	75	21	42	4.5	4	04600	~~109.40~~	37.48	04600	~~109.40~~	37.48
4.7	75	21	42	4.5	4	04700	~~109.40~~	37.48	04700	~~109.40~~	37.48
4.8	86	23	52	5.0	6	04800	~~109.40~~	37.48	04800	~~109.40~~	37.48
4.9	86	23	52	5.0	6	04900	~~109.40~~	37.48	04900	~~109.40~~	37.48
5.0	86	23	52	5.0	6	05000	~~102.75~~	35.28	05000	~~102.75~~	35.28
5.1	86	23	52	5.0	6	05100	~~118.38~~	40.60	05100	~~118.38~~	40.60
5.2	86	23	52	5.0	6	05200	~~118.38~~	40.60	05200	~~118.38~~	40.60
5.3	86	23	52	5.0	6	05300	~~118.38~~	40.60	05300	~~118.38~~	40.60
5.4	93	26	57	5.6	6	05400	~~118.38~~	40.60	05400	~~118.38~~	40.60
5.5	93	26	57	5.6	6	05500	~~108.79~~	37.34	05500	~~108.79~~	37.34
5.6	93	26	57	5.6	6	05600	~~125.31~~	42.90	05600	~~125.31~~	42.90
5.7	93	26	57	5.6	6	05700	~~125.31~~	42.90	05700	~~125.31~~	42.90
5.8	93	26	57	5.6	6	05800	~~125.31~~	42.90	05800	~~125.31~~	42.90
5.9	93	26	57	5.6	6	05900	~~125.31~~	42.90	05900	~~125.31~~	42.90
6.0	93	26	57	5.6	6	06000	~~130.24~~	44.67	06000	~~130.24~~	44.67
6.1	93	26	57	5.6	6	06100	~~149.92~~	51.34	06100	~~149.92~~	51.34
6.2	93	26	57	5.6	6	06200	~~149.92~~	51.34	06200	~~149.92~~	51.34
6.3	101	28	63	6.3	6	06300	~~149.92~~	51.34	06300	~~149.92~~	51.34
6.4	101	28	63	6.3	6	06400	~~149.92~~	51.34	06400	~~149.92~~	51.34
6.5	101	28	63	6.3	6	06500	~~145.88~~	50.14	06500	~~145.88~~	50.14
6.6	101	28	63	6.3	6	06600	~~168.14~~	57.65	06600	~~168.14~~	57.65
6.7	101	28	63	6.3	6	06700	~~168.14~~	57.65	06700	~~168.14~~	57.65
6.8	109	31	69	7.1	6	06800	~~168.14~~	57.65	06800	~~168.14~~	57.65
6.9	109	31	69	7.1	6	06900	~~168.14~~	57.65	06900	~~168.14~~	57.65
7.0	109	31	69	7.1	6	07000	~~163.23~~	55.97	07000	~~163.23~~	55.97
7.1	109	31	69	7.1	6	07100	~~187.55~~	64.38	07100	~~187.55~~	64.38
7.2	109	31	69	7.1	6	07200	~~187.55~~	64.38	07200	~~187.55~~	64.38
7.3	109	31	69	7.1	6	07300	~~187.55~~	64.38	07300	~~187.55~~	64.38
7.4	109	31	69	7.1	6	07400	~~187.55~~	64.38	07400	~~187.55~~	64.38
7.5	109	31	69	7.1	6	07500	~~176.57~~	60.51	07500	~~176.57~~	60.51
7.6	117	33	75	8.0	6	07600	~~203.18~~	69.57	07600	~~203.18~~	69.57
7.7	117	33	75	8.0	6	07700	~~203.18~~	69.57	07700	~~203.18~~	69.57
7.8	117	33	75	8.0	6	07800	~~203.18~~	69.57	07800	~~203.18~~	69.57
7.9	117	33	75	8.0	6	07900	~~203.18~~	69.57	07900	~~203.18~~	69.57
8.0	117	33	75	8.0	6	08000	~~187.55~~	64.42	08000	~~187.55~~	64.42
8.1	117	33	75	8.0	6	08100	~~206.68~~	70.87	08100	~~206.68~~	70.87
8.2	117	33	75	8.0	6	08200	~~206.68~~	70.87	08200	~~206.68~~	70.87
8.3	117	33	75	8.0	6	08300	~~206.68~~	70.87	08300	~~206.68~~	70.87
8.4	117	33	75	8.0	6	08400	~~206.68~~	70.87	08400	~~206.68~~	70.87
8.5	117	33	75	8.0	6	08500	~~203.76~~	69.85	08500	~~203.76~~	69.85
8.6	125	36	81	9.0	6	08600	~~223.74~~	76.81	08600	~~223.74~~	76.81
8.7	125	36	81	9.0	6	08700	~~223.74~~	76.81	08700	~~223.74~~	76.81
8.8	125	36	81	9.0	6	08800	~~223.74~~	76.81	08800	~~223.74~~	76.81
8.9	125	36	81	9.0	6	08900	~~223.74~~	76.81	08900	~~223.74~~	76.81
9.0	125	36	81	9.0	6	09000	~~218.23~~	74.90	09000	~~218.23~~	74.90
9.1	125	36	81	9.0	6	09100	~~239.96~~	82.36	09100	~~239.96~~	82.36
9.2	125	36	81	9.0	6	09200	~~239.96~~	82.36	09200	~~239.96~~	82.36
9.3	125	36	81	9.0	6	09300	~~239.96~~	82.36	09300	~~239.96~~	82.36
9.4	125	36	81	9.0	6	09400	~~239.96~~	82.36	09400	~~239.96~~	82.36
9.5	125	36	81	9.0	6	09500	~~233.86~~	80.31	09500	~~233.86~~	80.31
9.6	133	38	87	10.0	6	09600	~~257.36~~	88.34	09600	~~257.36~~	88.34
9.7	133	38	87	10.0	6	09700	~~257.36~~	88.34	09700	~~257.36~~	88.34
9.8	133	38	87	10.0	6	09800	~~257.36~~	88.34	09800	~~257.36~~	88.34
9.9	133	38	87	10.0	6	09900	~~257.36~~	88.34	09900	~~257.36~~	88.34
10.0	133	38	87	10.0	6	10000	~~251.84~~	86.42	10000	~~251.84~~	86.42
10.1	133	38	87	10.0	6	10100	~~277.37~~	95.07	10100	~~277.37~~	95.07
10.2	133	38	87	10.0	6	10200	~~277.37~~	95.07	10200	~~277.37~~	95.07
10.3	133	38	87	10.0	6	10300	~~277.37~~	95.07	10300	~~277.37~~	95.07
10.4	133	38	87	10.0	6	10400	~~277.37~~	95.07	10400	~~277.37~~	95.07
10.5	133	38	87	10.0	6	10500	~~263.61~~	90.32	10500	~~263.61~~	90.32
10.6	133	38	87	10.0	6	10600	~~289.38~~	99.37	10600	~~289.38~~	99.37
10.7	142	41	96	10.0	6	10700	~~289.38~~	99.37	10700	~~289.38~~	99.37
10.8	142	41	96	10.0	6	10800	~~289.38~~	99.37	10800	~~289.38~~	99.37
10.9	142	41	96	10.0	6	10900	~~289.38~~	99.37	10900	~~289.38~~	99.37
11.0	142	41	96	10.0	6	11000	~~285.12~~	97.89	11000	~~285.12~~	97.89
11.1	142	41	96	10.0	6	11100	~~345.37~~	107.68	11100	~~345.37~~	107.68
11.2	142	41	96	10.0	6	11200	~~345.37~~	107.68	11200	~~345.37~~	107.68
11.3	142	41	96	10.0	6	11300	~~345.37~~	107.68	11300	~~345.37~~	107.68
11.4	142	41	96	10.0	6	11400	~~345.37~~	107.68	11400	~~345.37~~	107.68
11.5	142	41	96	10.0	6	11500	~~304.14~~	103.85	11500	~~304.14~~	103.85
11.6	142	41	96	10.0	6	11600	~~332.89~~	114.29	11600	~~332.89~~	114.29
11.7	142	41	96	10.0	6	11700	~~332.89~~	114.29	11700	~~332.89~~	114.29
11.8	142	41	96	10.0	6	11800	~~332.89~~	114.29	11800	~~332.89~~	114.29
11.9	151	44	100	10.0	6	11900	~~332.89~~	114.29	11900	~~332.89~~	114.29
12.0	151	44	100	10.0	6	12000	~~327.14~~	112.57	12000	~~327.14~~	112.57

	40 405 ...	40 415 ...
P	●	●
M		
K	○	○
N	●	●
S		
H		
O		

CERATIZIT GROUP

Connect with us on LinkedIn

cutting.tools/linkedin/ct-uk



HSS TAPS



UNI – universal taps for all standard materials.



VA – problem solver for stainless and difficult to machine materials.



Roll tapping – 23-810 range. For all suitable applications and materials.

Through hole – Machine taps, right hand

M

WNT \ Standard

UKS | UNI | ISO 2 6H | B 4–5 | TiN

UKS | VA | ISO 2 6H | B 4–5 | nitr.

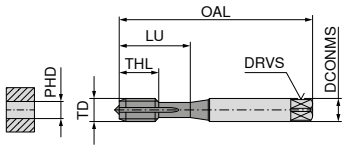



POWDERSTEEL
HSS-PM
FHA 0°
≤ 1000 N/mm²
≤ 3xD



POWDERSTEEL
HSS-PM
FHA 0°
≤ 1200 N/mm²
≤ 3xD

TD	TP	OAL	DCONMS	DRVS	PHD	THL	LU	Flutes	23 010 ...	PG T9		23 450 ...	PG T9	
mm	mm	mm	mm	mm	mm	mm	mm			£	£		£	£
M2	0.40	45	2.8	2.1	1.6	4	13.5	2	020	~~12.23~~	10.40			
M3	0.50	56	3.5	2.7	2.5	11	18.0	3	030	~~15.37~~	13.06	030	~~14.32~~	12.17
M4	0.70	63	4.5	3.4	3.3	13	21.0	3	040	~~14.04~~	11.92	040	~~14.46~~	12.28
M5	0.80	70	6.0	4.9	4.2	15	25.0	3	050	~~15.67~~	13.32	050	~~15.67~~	13.32
M6	1.00	80	6.0	4.9	5.0	17	30.0	3	060	~~18.79~~	15.97	060	~~15.79~~	13.42
M8	1.25	90	8.0	6.2	6.8	20	35.0	3	080	~~20.85~~	17.73	080	~~17.75~~	15.08
M10	1.50	100	10.0	8.0	8.5	22	39.0	3	100	~~27.59~~	23.46	100	~~20.13~~	17.11

Through hole – Machine taps, right hand

M

WNT \ Standard

UKS | UNI | ISO 2 6H | B 4–5 | TiN

UKS | VA | ISO 2 6H | B 4–5 | nitr.

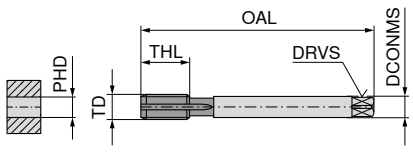



POWDERSTEEL
HSS-PM
FHA 0°
≤ 1000 N/mm²
≤ 3xD



POWDERSTEEL
HSS-PM
FHA 0°
≤ 1200 N/mm²
≤ 3xD

TD	TP	OAL	DCONMS	DRVS	PHD	THL	Flutes	23 021 ...	PG T9		23 451 ...	PG T9	
mm	mm	mm	mm	mm	mm	mm			£	£		£	£
M12	1.75	110	9	7	10.2	24	3	120	~~32.95~~	28.01	120	~~35.94~~	30.55
M14	2.00	110	11	9	12.0	26	3				140	~~47.56~~	40.43
M14	2.00	110	11	9	12.0	20	4	140	~~49.94~~	42.45			
M16	2.00	110	12	9	14.0	27	3	160	~~46.38~~	39.42	160	~~58.26~~	42.72
M18	2.50	125	14	11	15.5	25	4	180	~~81.23~~	69.05			
M20	2.50	140	16	12	17.5	32	3	200	~~83.93~~	71.34	200	~~75.13~~	63.86

Blind hole – Machine taps, right hand

M

WNT \ Standard

UKS | UNI | ISO 2 6H | C 2–3 | TiN

UKS | VA | ISO 2 6H | C 2–3 | TiN

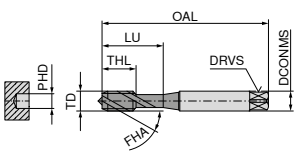



HSS-PM
FHA 50°
≤ 1000 N/mm²
≤ 2,5xD



HSS-PM
FHA 40°
≤ 1200 N/mm²
≤ 2,5xD

TD	TP	OAL	DCONMS	DRVS	PHD	THL	LU	Flutes	23 026 ...	PG T9		23 456 ...	PG T9	
mm	mm	mm	mm	mm	mm	mm	mm			£	£		£	£
M3	0.50	56	3.5	2.7	2.5	6	18	3	030	~~17.43~~	14.82	030	~~17.43~~	14.82
M4	0.70	63	4.5	3.4	3.3	7	21	3	040	~~17.43~~	14.82	040	~~19.08~~	16.22
M5	0.80	70	6.0	4.9	4.2	8	25	3	050	~~18.79~~	15.97	050	~~19.39~~	16.48
M6	1.00	80	6.0	4.9	5.0	10	30	3	060	~~21.76~~	18.49	060	~~24.89~~	21.16
M8	1.25	90	8.0	6.2	6.8	14	35	3	080	~~25.82~~	21.95	080	~~26.69~~	22.68
M10	1.50	100	10.0	8.0	8.5	16	39	3	100	~~32.51~~	27.63	100	~~36.84~~	31.29

Blind hole – Machine taps, right hand

M

WNT \ Standard

UKS | UNI | ISO 2 6H | C 2–3 | TiN

UKS | VA | ISO 2 6H | C 2–3 | TiN

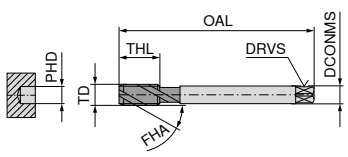



HSS-PM
FHA 50°
≤ 1000 N/mm²
≤ 2,5xD



HSS-PM
FHA 40°
≤ 1200 N/mm²
≤ 2,5xD

TD	TP	OAL	DCONMS	DRVS	PHD	THL	Flutes	23 027 ...	PG T9		23 457 ...	PG T9	
mm	mm	mm	mm	mm	mm	mm			£	£		£	£
M12	1.75	110	9	7	10.2	18	4	120	~~38.46~~	32.69			
M12	1.75	110	9	7	10.2	18	3				120	~~52.78~~	44.86
M14	2.00	110	11	9	12.0	20	4	140	~~55.34~~	47.02			
M16	2.00	110	12	9	14.0	22	4	160	~~55.34~~	47.02			
M16	2.00	110	12	9	14.0	22	3				160	~~66.33~~	56.38
M20	2.50	140	16	12	17.5	25	3	200	~~63.37~~	53.87	200	~~131.76~~	112.00

Through hole / Blind hole – Machine thread formers, right hand

M

WNT \ Standard

UKS | UNI | ISO 2X 6HX | C 2–3 | TiN

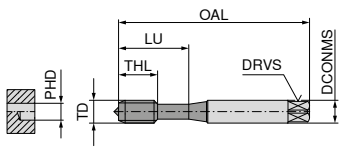



POWDERSTEEL
HSS-E
≤ 850 N/mm²
≤ 3xD

TD	TP	OAL	DCONMS	DRVS	PHD	THL	LU	23 810 ...	PG T9	
mm	mm	mm	mm	mm	mm	mm	mm		£	£
M2	0.40	45	2.8	2.1	1.85	7	12	020	~~52.82~~	44.90
M2,5	0.45	50	2.8	2.1	2.33	9	14	025	~~47.05~~	39.99
M3	0.50	56	3.5	2.7	2.80	11	18	030	~~34.25~~	29.11
M4	0.70	63	4.5	3.4	3.70	13	21	040	~~34.74~~	29.53
M5	0.80	70	6.0	4.9	4.65	15	25	050	~~37.24~~	31.66
M6	1.00	80	6.0	4.9	5.60	17	30	060	~~44.70~~	37.99
M8	1.25	90	8.0	6.2	7.45	20	35	080	~~49.92~~	42.43
M10	1.50	100	10.0	8.0	9.35	22	39	100	~~66.57~~	56.58

Through hole / Blind hole – Machine thread formers, right hand

M

WNT \ Standard

UKS | UNI SN | ISO 2X 6HX | C 2–3 | TiN

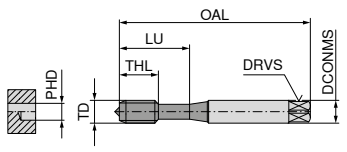



POWDERSTEEL
HSS-E
≤ 850 N/mm²
≤ 3xD

TD	TP	OAL	DCONMS	DRVS	PHD	THL	LU	23 814 ...	PG T9	
mm	mm	mm	mm	mm	mm	mm	mm		£	£
M2	0.40	45	2.8	2.1	1.85	7	12	020	~~60.01~~	45.11
M2,5	0.45	50	2.8	2.1	2.33	9	14	025	~~54.40~~	40.91
M3	0.50	56	3.5	2.7	2.80	11	18	030	~~36.47~~	27.27
M4	0.70	63	4.5	3.4	3.70	13	21	040	~~78.14~~	58.74
M5	0.80	70	6.0	4.9	4.65	15	25	050	~~82.40~~	61.89
M6	1.00	80	6.0	4.9	5.60	17	30	060	~~94.58~~	71.33
M8	1.25	90	8.0	6.2	7.45	20	35	080	~~98.79~~	74.48
M10	1.50	100	10.0	8.0	9.35	22	39	100	~~63.75~~	48.25

Customer Service Centre
Freephone: 0800 073 2 073
Email: info.uk@ceratizit.com

Ordering via the Online Shop
http://cuttingtools.ceratizit.com



THREAD MILLING CUTTERS

SGF



- ▲ universal application for all materials.
- ▲ 2xD
- ▲ 3xD and 4xD
- ▲ metric fine version available in 2xD.

MonoThread – Thread milling cutter

▲ Profile corrected
▲ Hard machining from Ø DC = 4 mm possible

SGF | IR/IL | ≤ 2xD | 60° | M

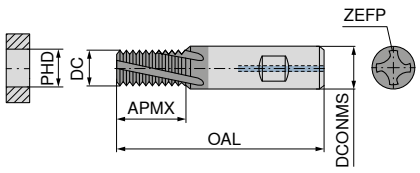

UKS | Ti500



WNT \ Standard

Solid carbide

DC mm	Thread	TP mm	APMX mm	DCONMS h6 mm	OAL mm	ZEFP	PHD mm	54 821 ...	PG W8/8W £	£
2.40	M3	0.50	7.0	4	42	2	2.50	03000 1)	~~125.68~~	115.39
3.15	M4	0.70	10.0	6	55	3	3.30	04000 2)	~~125.68~~	115.39
4.00	M5	0.80	12.2	6	55	3	4.20	05000 2)	~~125.68~~	115.39
4.80	M6	1.00	14.3	6	55	3	5.00	06000 2)	~~125.68~~	115.39
6.00	M8	1.25	19.0	6	60	3	6.75	08000	~~131.94~~	125.88
8.00	M10	1.50	23.0	8	70	3	8.50	10000	~~159.52~~	157.35
9.90	M12	1.75	28.6	10	75	4	10.25	12000	~~192.87~~	188.82
11.60	M14	2.00	32.6	12	85	4	12.00	14000	~~223.34~~	220.29
12.00	M16	2.00	36.6	12	85	4	14.00	16000	~~233.45~~	230.78
14.00	M18	2.50	43.3	14	90	4	15.50	18000	~~276.46~~	272.74
16.00	M20	2.50	43.3	16	90	4	17.50	20000	~~287.10~~	283.23

P	●
M	●
K	●
N	●
S	●
H	●
O	●

1) DIN 6535 HA Shank / Without Through Coolant
2) Without Through Coolant

MonoThread – Thread milling cutter

▲ Profile corrected
▲ Hard machining from Ø DC = 4 mm possible

SGF | IR/IL | ≤ 2xD | 60° | MF

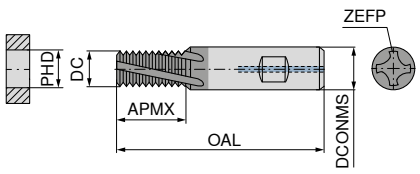

UKS | Ti500



WNT \ Standard

Solid carbide

DC mm	Thread	TP mm	APMX mm	DCONMS h6 mm	OAL mm	ZEFP	PHD mm	54 822 ...	PG W8/8W £	£
4.0	M 5x0,5	0.50	11.6	6	55	3	4.50	05000 1)	~~125.68~~	115.39
4.8	M 6x0,75	0.75	14.5	6	55	3	5.25	06000 1)	~~125.68~~	115.39
6.0	M 8x1	1.00	19.3	6	60	3	7.00	08000	~~131.94~~	125.88
8.0	M 10x1,25	1.25	21.6	8	70	3	8.75	10000	~~159.52~~	157.35
9.9	M 12x1	1.00	27.3	10	75	4	11.00	12000	~~192.87~~	188.82
9.9	M 12x1,25	1.25	27.9	10	75	4	10.75	12100	~~192.87~~	188.82
9.9	M 12x1,5	1.50	27.5	10	75	4	10.50	12200	~~192.87~~	188.82
11.6	M 14x1	1.00	31.3	12	85	4	13.00	14000	~~223.34~~	220.29
11.6	M 14x1,5	1.50	32.0	12	85	4	12.50	14100	~~223.34~~	220.29
12.0	M 16x1,5	1.50	35.0	12	85	4	14.50	16000	~~233.45~~	230.78
14.0	M 18x1,5	1.50	42.5	14	90	4	16.50	18000	~~276.46~~	272.74
16.0	M 20x1,5	1.50	42.5	16	90	4	18.50	20000	~~287.10~~	283.23

P	●
M	●
K	●
N	●
S	●
H	●
O	●

1) DIN 6535 HA Shank / Without Through Coolant

Please Note: G, UNF, UNC, NPT, BSF, BSW, Pg, Tr and UN also available in the main catalogue.

MonoThread – Circular shank thread milling cutter

▲ Available on request from M1
▲ Profile corrected

SGF | IR/IL | ≤ 3xD | 60° | M

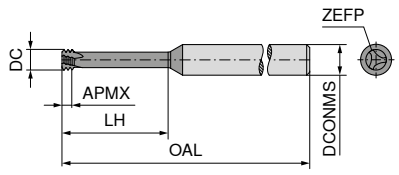

UKS | Ti600



WNT \ Performance

Solid carbide

DC mm	Thread	TP mm	OAL mm	APMX mm	LH mm	DCONMS h6 mm	ZEFP	50 802 ...	PG W1 £	£
1.53	M2	0.40	39	0.80	6.0	3	3	02000	~~96.94~~	96.51
2.37	M3	0.50	58	1.35	9.5	6	3	03000	~~96.94~~	96.51
3.10	M4	0.70	58	1.95	12.5	6	3	04000	~~96.94~~	96.51
3.80	M5	0.80	58	2.30	16.0	6	3	05000	~~96.94~~	96.51
4.65	M6	1.00	58	2.70	20.0	6	3	06000	~~96.94~~	96.51
6.00	M8	1.25	58	3.20	24.0	6	3	08000	~~96.94~~	96.51
7.80	M10	1.50	64	3.80	31.5	8	3	10000	~~120.79~~	120.64
9.00	M12	1.75	73	4.55	37.8	10	3	12000	~~135.78~~	135.32

≤ 4xD | 60° | M

UKS

Solid carbide

DC mm	Thread	TP mm	OAL mm	APMX mm	LH mm	DCONMS h6 mm	ZEFP	50 803 ...	PG W1 £	£
1.53	M2	0.40	39	1.00	10.4	3	3	02000	~~109.10~~	109.10
2.40	M3	0.50	39	1.30	12.5	3	3	03000	~~104.25~~	103.85
3.10	M4	0.70	58	1.80	16.7	6	3	04000	~~104.25~~	103.85
4.00	M5	0.80	58	2.10	20.8	6	3	05000	~~104.25~~	103.85
4.80	M6	1.00	58	2.55	25.0	6	3	06000	~~104.25~~	103.85
6.40	M8	1.25	64	3.15	33.5	8	3	08000	~~129.22~~	129.03
8.00	M10	1.50	76	3.85	41.5	8	3	10000	~~129.22~~	129.03

P	●
M	●
K	●
N	●
S	●
H	
O	●

Our recycling service

Our joint contribution for the good of the environment: we take back your carbide and process it appropriately. You receive a credit from us that you can redeem with your next tool purchase.



Customer Service Centre
Freephone: 0800 073 2 073
Email: info.uk@ceratizit.com

Ordering via the Online Shop
http://cuttingtools.ceratizit.com

THREAD TURNING



CWN1525 – for small batch and manual machining in all materials.



HCN2525 – for high performance and volume production in all materials.

Right hand external thread turning insert

▲ Full profile







WNT \ Performance

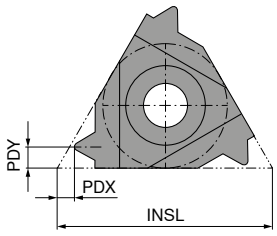





Designation	TP	INSL	PDX	PDY	ER 71 220 ...	PG	X3	ER 71 220 ...	PG	X3
	mm	mm	mm	mm		£	£		£	£
16 ER 0,35	0.35	16	0.8	0.4				734	~~29.06~~	20.34
16 ER 0,4	0.40	16	0.7	0.4				736	~~29.06~~	20.34
16 ER 0,5	0.50	16	0.6	0.6	140	~~19.95~~	13.96	740	~~22.64~~	15.85
16 ER 0,7	0.70	16	0.6	0.6	141	~~22.08~~	15.46	741	~~23.37~~	16.36
16 ER 0,75	0.75	16	0.6	0.6	142	~~20.73~~	14.51	742	~~22.64~~	15.85
16 ER 0,8	0.80	16	0.6	0.6	143	~~20.73~~	14.51	743	~~22.64~~	15.85
16 ER 1,0	1.00	16	0.7	0.7	144	~~19.35~~	13.55	744	~~22.08~~	15.46
16 ER 1,25	1.25	16	0.8	0.9	146	~~19.35~~	13.55	746	~~22.08~~	15.46
16 ER 1,5	1.50	16	0.8	1.0	148	~~19.35~~	13.55	748	~~22.08~~	15.46
16 ER 1,75	1.75	16	0.9	1.2	150	~~19.35~~	13.55	750	~~22.08~~	15.46
16 ER 2,0	2.00	16	1.0	1.3	152	~~19.35~~	13.55	752	~~22.08~~	15.46
16 ER 2,5	2.50	16	1.1	1.5	154	~~19.35~~	13.55	754	~~22.08~~	15.46
16 ER 3,0	3.00	16	1.2	1.6	156	~~19.35~~	13.55	756	~~22.08~~	15.46
P					●			○		
M					○			●		
K					●			○		
N					●			○		
S								○		
H								○		
O					○					

Right hand internal thread turning insert

▲ Full profile







WNT \ Performance

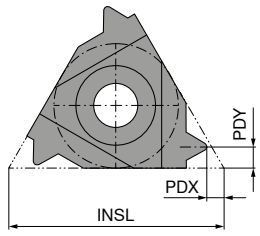





Designation	TP	INSL	PDX	PDY	IR 71 224 ...	PG	X3	IR 71 224 ...	PG	X3
	mm	mm	mm	mm		£	£		£	£
16 IR 0,75	0.75	16	0.6	0.6	142	~~24.32~~	17.03	742	~~27.12~~	18.99
16 IR 1,0	1.00	16	0.6	0.7	144	~~19.35~~	13.55	744	~~22.08~~	15.46
16 IR 1,25	1.25	16	0.8	0.9				746	~~23.24~~	16.27
16 IR 1,5	1.50	16	0.8	1.0	148	~~19.35~~	13.55	748	~~22.08~~	15.46
16 IR 1,75	1.75	16	0.9	1.2				750	~~27.12~~	18.99
16 IR 2,0	2.00	16	1.0	1.3	152	~~19.35~~	13.55	752	~~22.08~~	15.46
16 IR 2,5	2.50	16	1.1	1.5	154	~~19.35~~	13.55	754	~~22.08~~	15.46
16 IR 3,0	3.00	16	1.1	1.5	156	~~19.35~~	13.55	756	~~22.08~~	15.46
P					●			○		
M					○			●		
K					●			○		
N					●			○		
S								○		
H								○		
O					○					

Standard External Thread Turning Holder

▲ Tool Holder with Approach Angle ß = 1,5°

WNT \ Performance

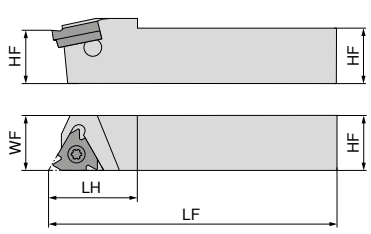

Illustrations show right-hand versions



ISO designation	HF	WF	LF	LH	H	Insert	torque moment	Right-hand 71 280 ...	PG	Y2
	mm	mm	mm	mm	mm		Nm		£	£
SE R 12 12 F16	12	16	80	22	12	16 ..	3,5	012	~~142.19~~	49.30
SE R 16 16 H16	16	16	100	25	16	16 ..	3,5	016	~~175.03~~	60.84
SE R 20 20 K16	20	20	125	30	20	16 ..	3,5	020	~~175.03~~	60.84
SE R 25 25 M16	25	25	150	30	25	16 ..	3,5	025	~~199.75~~	69.23
SE R 32 32 P16	32	32	170	30	32	16 ..	3,5	032	~~219.52~~	76.58

Standard Internal Thread Turning Holder

▲ Tool Holder with Approach Angle ß = 1,5°

WNT \ Performance

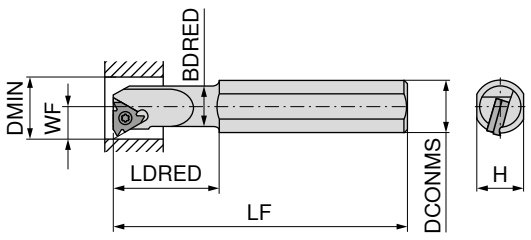

Illustrations show right-hand versions



ISO designation	H	LF	LDRED	DCONMS	BDRED	WF	DMIN	Insert	torque moment	Left-hand 71 283 ...	PG	Y2	Right-hand 71 282 ...	PG	Y2
	mm	mm	mm	mm	mm	mm	mm		Nm		£	£		£	£
SI L 0013 M16	14.0	150	32	16	13.0	10.2	16	16 ..	3,5	015 [1]	~~166.92~~	57.70			
SI L 0016 P16	18.0	170	40	20	15.0	11.7	19	16 ..	3,5	016 [1]	~~166.92~~	57.70			
SI L 0020 P16	18.0	170	40	20	19.5	13.7	24	16 ..	3,5	020	~~196.78~~	68.19			
SI L 0032 S16	28.8	250	50	32	31.5	19.7	36	16 ..	3,5	032	~~257.09~~	89.17			
SI R 0013 M16	14.0	150	32	16	13.0	10.2	16	16 ..	3,5				015 [1]	~~166.92~~	57.70
SI R 0016 P16	18.0	170	40	20	15.0	11.7	19	16 ..	3,5				016 [1]	~~166.92~~	57.70
SI R 0020 P16	18.0	170	40	20	19.5	13.7	24	16 ..	3,5				020	~~196.78~~	68.19
SI R 0025 R16	22.6	200	40	25	24.5	16.2	29	16 ..	3,5				026	~~239.29~~	82.87
SI R 0032 S16	28.8	250	50	32	31.5	19.7	36	16 ..	3,5				032	~~257.09~~	89.17
SI R 0040 T16	36.0	300	50	40	39.5	23.7	44	16 ..	3,5				040	~~381.69~~	132.17

1) without shim

Customer Service Centre
Freephone: 0800 073 2 073
Email: info.uk@ceratizit.com

Ordering via the Online Shop
http://cuttingtools.ceratizit.com



TURNING



CTCP115 / CTCP125 / CTCP135 – P
High performance turning of steels with wear detection feature.



CTCM120 / CTCM130
High performance turning of stainless steels.



CTPX710 / CTPX715
High performance universal grade on difficult to machine materials.

Steel machining made easy

The new ISO-P grades with indicator layer for high-performance turning processes!

Machining with no compromises – with the CERATIZIT ISO-P carbide grades update

Thanks to a CVD multilayer coating with the latest Dragonskin coating technology, the indexable inserts are ideally suited to versatile steel machining. In combination with a balanced carbide base substrate, the new grades in the ISO-P category boast a wide application area with improved wear resistance.
Depending on the cutting conditions, the perfect cutting material can be selected from three grades:

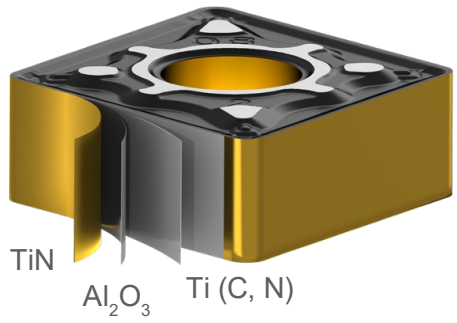



CTCP115-P

- ISO-P15
- Wear-resistant grade with high degree of elevated-temperature resistance for steel machining with optimum tool life
- High cutting speeds
- Maximum productivity
- For a smooth cut

DRAGONSKIN



CTCP135-P

- ISO-P35
- Tough carbide grade for interrupted cuts
- Guaranteed process security
- For low cutting speeds and unstable conditions

DRAGONSKIN



CTCP125-P

- ISO-P25
- Universal carbide grade for steel machining
- Excellent balance between toughness and elevated-temperature resistance
- High level of reliability for machining general steel
- Excellent for fluctuating cutting conditions, from finishing to roughing

DRAGONSKIN

CNMG / DNMG / WNMG

Designation	L	S	D1	IC
	mm	mm	mm	mm
CNMG 1204..	12.9	4.76	5.16	12.70
CNMG 1606..	16.1	6.35	6.35	15.87
DNMG 1104..	11.6	4.76	3.81	9.52
DNMG 1504..	15.5	4.76	5.16	12.70
DNMG 1506..	15.5	6.35	5.16	12.70
WNMG 0604..	6.5	4.76	3.81	9.52
WNMG 0804..	8.6	4.76	5.16	12.70

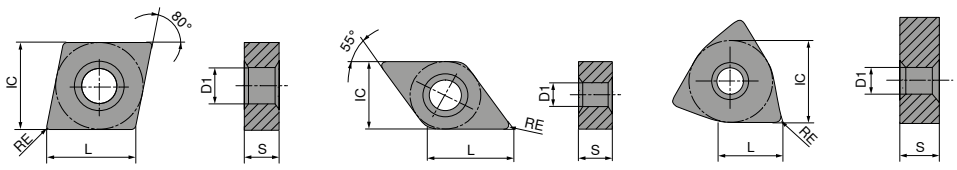

CNMG

CERATIZIT \ Performance



ISO	RE	M 76 135 ... PG 1A/08			M 76 135 ... PG 1A/08			M 76 135 ... PG 1A/08		
	mm		£	£		£	£		£	£
120404EN	0.4	32801	~~13.84~~	10.37	52801	~~13.84~~	10.37	72801	~~13.84~~	10.37
120408EN	0.8	33001	~~13.84~~	10.37	53001	~~13.84~~	10.37	73001	~~13.84~~	10.37
120412EN	1.2	32001	~~13.84~~	10.37	53201	~~13.84~~	10.37	73201	~~13.84~~	10.37
120416EN	1.6	33401	~~13.84~~	10.37	53401	~~13.84~~	10.37	73401	~~13.84~~	10.37
160608EN	0.8	34201	~~22.35~~	16.76	54201	~~22.35~~	16.76	74201	~~22.35~~	16.76
160612EN	1.2	34401	~~22.35~~	16.76	54401	~~22.35~~	16.76	74401	~~22.35~~	16.76
160616EN	1.6	34601	~~22.35~~	16.76	54601	~~22.35~~	16.76	74601	~~22.35~~	16.76
P		●			●			●		
M								○		
K		○			○					
N										
S										
H										
O										

DNMG

CERATIZIT \ Performance



ISO	RE	M 76 136 ... PG 1A/08			M 76 136 ... PG 1A/08			M 76 136 ... PG 1A/08		
	mm		£	£		£	£		£	£
110404EN	0.4	30401	~~14.76~~	11.07	50401	~~14.76~~	11.07	70401	~~14.76~~	11.07
110408EN	0.8	30601	~~14.76~~	11.07	50601	~~14.76~~	11.07	70601	~~14.76~~	11.07
110412EN	1.2	30801	~~14.76~~	11.07	50801	~~14.76~~	11.07	70801	~~14.76~~	11.07
150404EN	0.4	31601	~~17.90~~	13.43	51401	~~17.90~~	13.43	71601	~~17.90~~	13.43
150408EN	0.8	31801	~~17.90~~	13.43	51801	~~17.90~~	13.43	71801	~~17.90~~	13.43
150412EN	1.2	32001	~~17.90~~	13.43	51601	~~17.90~~	13.43	72001	~~17.90~~	13.43
150416EN	1.6	32201	~~17.90~~	13.43	52201	~~17.90~~	13.43	72201	~~17.90~~	13.43
150604EN	0.4	32801	~~19.39~~	14.54	52801	~~19.39~~	14.54	72801	~~19.39~~	14.54
150608EN	0.8	33001	~~19.39~~	14.54	53001	~~19.39~~	14.54	73001	~~19.39~~	14.54
150612EN	1.2	33201	~~19.39~~	14.54	53201	~~19.39~~	14.54	73201	~~19.39~~	14.54
150616EN	1.6	33401	~~19.39~~	14.54	53401	~~19.39~~	14.54	73401	~~19.39~~	14.54
P		●			●			●		
M								○		
K		○			○					
N										
S										
H										
O										

WNMG

CERATIZIT \ Performance



ISO	RE	M 76 139 ... PG 1A/08			M 76 139 ... PG 1A/08			M 76 139 ... PG 1A/08		
	mm		£	£		£	£		£	£
060404EN	0.4	30401	~~12.06~~	9.05	50401	~~12.06~~	9.05	70401	~~12.06~~	9.05
060408EN	0.8	30601	~~12.06~~	9.05	50601	~~12.06~~	9.05	70601	~~12.06~~	9.05
060412EN	1.2	30801	~~12.06~~	9.05	50801	~~12.06~~	9.05	70801	~~12.06~~	9.05
080404EN	0.4	31601	~~15.18~~	11.38	51601	~~15.18~~	11.38	71601	~~15.18~~	11.38
080408EN	0.8	31801	~~15.18~~	11.38	51801	~~15.18~~	11.38	71801	~~15.18~~	11.38
080412EN	1.2	32001	~~15.18~~	11.38	52001	~~15.18~~	11.38	72001	~~15.18~~	11.38
080416EN	1.6	32201	~~15.18~~	11.38	52201	~~15.18~~	11.38	72201	~~15.18~~	11.38
P		●			●			●		
M								○		
K		○			○					
N										
S										
H										
O										

CCMT / DCMT / VCMT

Designation	L	S	D1	IC
	mm	mm	mm	mm
CCMT 0602..	6.40	2.38	2.8	6.35
CCMT 09T3..	9.70	3.97	4.4	9.52
CCMT 1204..	12.90	4.76	5.5	12.70
DCMT 0702..	7.75	2.38	2.8	6.35
DCMT 0702..	11.60	3.97	4.4	9.52
DCMT 11T3..	11.60	3.97	4.4	9.52
VCMT 1604..	16.60	4.76	4.4	9.52

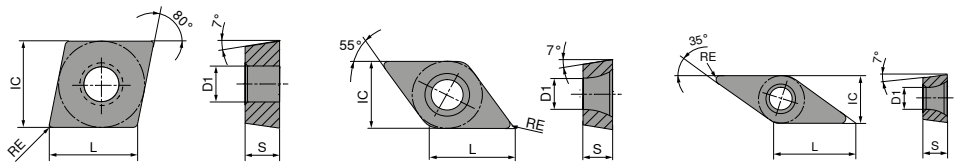

CCMT

CERATIZIT \ Performance

ISO	RE	M 76 252 ... PG 1A/08	£	£	M 76 252 ... PG 1A/08	£	£	M 76 252 ... PG 1A/08	£	£
	mm									
060204EN	0.4	30401	~~9.41~~	7.06	50401	~~9.41~~	7.06	70401	~~9.41~~	7.06
060208EN	0.8	30601	~~9.41~~	7.06				70601	~~9.41~~	7.06
09T304EN	0.4	31601	~~11.75~~	8.81	51601	~~11.75~~	8.81	71601	~~11.75~~	8.81
09T308EN	0.8	31801	~~11.75~~	8.81	51801	~~11.75~~	8.81	71801	~~11.75~~	8.81
120404EN	0.4	32801	~~16.54~~	12.41	52801	~~16.54~~	12.41	72801	~~16.54~~	12.41
120408EN	0.8	33001	~~16.54~~	12.41	53001	~~16.54~~	12.41	73001	~~16.54~~	12.41
120412EN	1.2				53201	~~16.54~~	12.41			
P		●			●			●		
M								○		
K		○			○					
N										
S										
H										
O										

DCMT

CERATIZIT \ Performance

ISO	RE	M 76 258 ... PG 1A/08	£	£	M 76 258 ... PG 1A/08	£	£	M 76 258 ... PG 1A/08	£	£
	mm									
070204EN	0.4	30401	~~9.41~~	7.06	50401	~~9.41~~	7.06	70401	~~9.41~~	7.06
070208EN	0.8	30601	~~9.41~~	7.06	50601	~~9.41~~	7.06	70601	~~9.41~~	7.06
11T304EN	0.4	31601	~~13.25~~	9.93	51601	~~13.25~~	9.93	71601	~~13.25~~	9.93
11T308EN	0.8	31801	~~13.25~~	9.93	51801	~~13.25~~	9.93	71801	~~13.25~~	9.93
11T312EN	1.2				52001	~~13.25~~	9.93			
P		●			●			●		
M								○		
K		○			○					
N										
S										
H										
O										

VCMT

CERATIZIT \ Performance

ISO	RE	M 76 278 ... PG 1A/08	£	£	M 76 278 ... PG 1A/08	£	£	M 76 278 ... PG 1A/08	£	£
	mm									
160404EN	0.4	32801	~~19.39~~	14.54	52801	~~19.39~~	14.54	72801	~~19.39~~	14.54
160406EN	0.6	32901	~~19.39~~	14.54						
160408EN	0.8	33001	~~19.39~~	14.54	53001	~~19.39~~	14.54	73001	~~19.39~~	14.54
160412EN	1.2	33201	~~19.39~~	14.54	53201	~~19.39~~	14.54	73201	~~19.39~~	14.54
P		●			●			●		
M								○		
K		○			○					
N										
S										
H										
O										

Customer Service Centre
Freephone: 0800 073 2 073
Email: info.uk@ceratizit.com

Ordering via the Online Shop
http://cuttingtools.ceratizit.com



Dragonskin – new grades with the high-performance coating technology from CERATIZIT

Always the right solution for machining austenitic, stainless steels. In addition to the established CTPM125, two new grades now round off our product range: the more wear-resistant CTCM120 and the tougher CTCM130. Thanks to the Dragonskin coating, both grades are high performers and process-secure.



CTCM120

- Wear-resistant grade for austenitic steels
- High cutting speeds
- For a smooth cut



CTCM130

- Tough carbide grade for interrupted cuts
- Guaranteed process security
- For lower cutting speeds and unstable conditions

CNMG / DNMG / WNMG

Designation	L	S	D1	IC
	mm	mm	mm	mm
CNMG 1204..	12.9	4.76	5.16	12.70
DNMG 1104..	11.6	4.76	3.81	9.52
DNMG 1506..	15.5	6.35	5.16	12.70
WNMG 0604..	6.5	4.76	3.81	9.52
WNMG 0804..	8.6	4.76	5.16	12.70

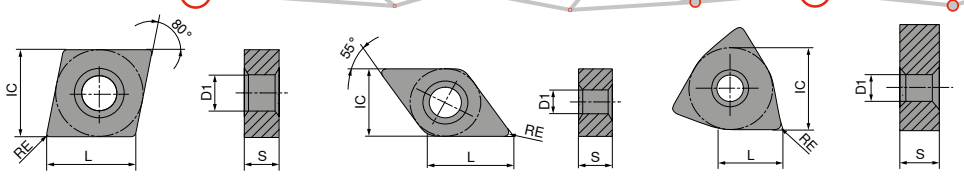

CNMG

CERATIZIT \ Performance

UKS -M30 CTCM120 DRAGONSKIN



UKS -M30 CTCM130 DRAGONSKIN



ISO	RE	M 75 011 ... PG 1A/08			M 75 011 ... PG 1A/08		
	mm		£	£		£	£
120408EN	0.8	13000	~~13.84~~	10.37	33000	~~13.84~~	10.37
120412EN	1.2	13200	~~13.84~~	10.37	33200	~~13.84~~	10.37
120416EN	1.6	13400	~~13.84~~	10.37	33400	~~13.84~~	10.37
P		○			○		
M		●			●		
K							
N							
S					○		
H							
O							

DNMG

CERATIZIT \ Performance

UKS -M30 CTCM120 DRAGONSKIN



UKS -M30 CTCM130 DRAGONSKIN



ISO	RE	M 75 014 ... PG 1A/08			M 75 014 ... PG 1A/08		
	mm		£	£		£	£
110408EN	0.8	10600	~~14.76~~	11.07	30600	~~14.76~~	11.07
110412EN	1.2	10800	~~14.76~~	11.07	30800	~~14.76~~	11.07
150608EN	0.8	13000	~~19.39~~	14.54	33000	~~19.39~~	14.54
150612EN	1.2	13200	~~19.39~~	14.54	33200	~~19.39~~	14.54
P		○			○		
M		●			●		
K							
N							
S					○		
H							
O							

WNMG

CERATIZIT \ Performance

UKS -M30 CTCM120 DRAGONSKIN



UKS -M30 CTCM130 DRAGONSKIN



ISO	RE	M 75 025 ... PG 1A/08			M 75 025 ... PG 1A/08		
	mm		£	£		£	£
060408EN	0.8	10600	~~12.06~~	9.05	30600	~~12.06~~	9.05
060412EN	1.2	10800	~~12.06~~	9.05	30800	~~12.06~~	9.05
080408EN	0.8	11800	~~15.18~~	11.38	31800	~~15.18~~	11.38
080412EN	1.2	12000	~~15.18~~	11.38	32000	~~15.18~~	11.38
P		○			○		
M		●			●		
K							
N							
S					○		
H							
O							

CCMT / DCMT / VCMT

Designation	L	S	D1	IC
	mm	mm	mm	mm
CCMT 0602..	6.40	2.38	2.8	6.35
CCMT 09T3..	9.70	3.97	4.4	9.52
DCMT 0702..	7.75	2.38	2.8	6.35
DCMT 11T3..	11.60	3.97	4.4	9.52
VCMT 1604..	16.60	4.76	4.4	9.52

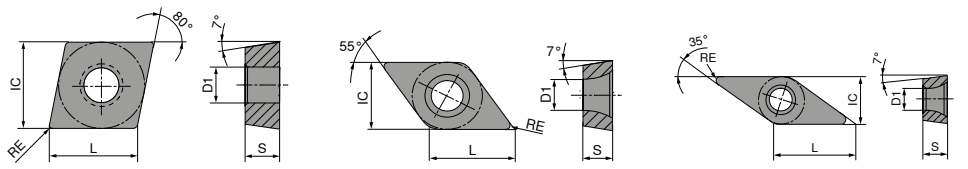

CCMT

CERATIZIT \ Performance





ISO	RE	F 75 210 ...	PG 1A/08 £	£	F 75 210 ...	PG 1A/08 £	£
	mm						
060204EN	0.4	10400	~~9.41~~	7.06	30400	~~9.41~~	7.06
09T304EN	0.4	11600	~~11.75~~	8.81	31600	~~11.75~~	8.81
09T308EN	0.8	11800	~~11.75~~	8.81	31800	~~11.75~~	8.81
P		○			○		
M		●			●		
K							
N							
S					○		
H							
O							

DCMT

CERATIZIT \ Performance





ISO	RE	F 75 213 ...	PG 1A/08 £	£	F 75 213 ...	PG 1A/08 £	£
	mm						
070202EN	0.2	10200	~~9.41~~	7.06	30200	~~9.41~~	7.06
070204EN	0.4	10400	~~9.41~~	7.06	30400	~~9.41~~	7.06
11T302EN	0.2	11400	~~13.25~~	9.93	31400	~~13.25~~	9.93
11T304EN	0.4	11600	~~13.25~~	9.93	31600	~~13.25~~	9.93
11T308EN	0.8	11800	~~13.25~~	9.93	31800	~~13.25~~	9.93
P		○			○		
M		●			●		
K							
N							
S					○		
H							
O							

VCMT

CERATIZIT \ Performance





ISO	RE	F 75 219 ...	PG 1A/08 £	£	F 75 219 ...	PG 1A/08 £	£
	mm						
160404EN	0.4	12800	~~10.39~~	14.54	32800	~~10.39~~	14.54
160408EN	0.8	13000	~~10.39~~	14.54	33000	~~10.39~~	14.54
P		○			○		
M		●			●		
K							
N							
S					○		
H							
O							

Customer Service Centre
Freephone: 0800 073 2 073
Email: info.uk@ceratizit.com

Ordering via the Online Shop
http://cuttingtools.ceratizit.com



X7-Line

HRSA and Ti machining made easy

Grade description

CTP X7 10/15

Degree of hardness
- 10 ISO 10
- 15 ISO 15
- ...

Main application – material

P	Steel
M	Stainless steel
K	Cast iron
N	Light and non ferrous metals
S	Super alloys, titanium
H	Hard materials
X	**Universal application**

Universal application range: **P M K N S**

Application

1	Turning
2	Milling
3	Grooving
4	Drilling
5	Thread turning
6	Others
7	Multiple procedures*

*In future multiple procedures possible turning | grooving | milling

Further information on the product can be found in our main catalogue → **Chapter 9, Turning tools**

CNMG / DNMG / VNMG / WNMG

Designation	L	S	D1	IC
	mm	mm	mm	mm
CNMG 1204..	12.9	4.76	5.16	12.70
DNMG 1504..	15.5	4.76	5.16	12.70
DNMG 1506..	15.5	6.35	5.16	12.70
VNMG 1604..	16.6	4.76	3.81	9.52
WNMG 0804..	8.6	4.76	5.16	12.70

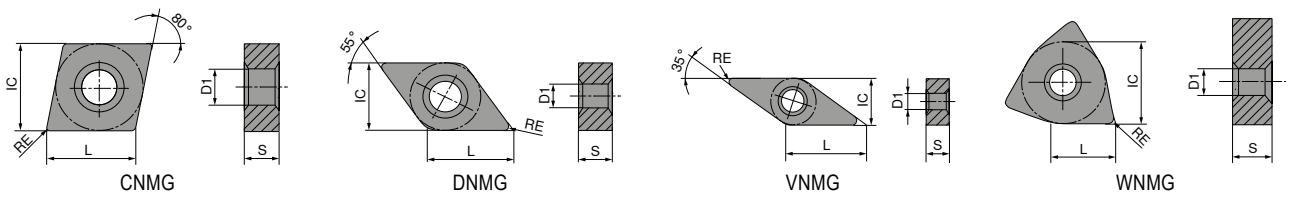

CNMG DNMG VNMG WNMG

CNMG

CERATIZIT \ Performance

UKS

-M34
CTPX710

DRAGONSKIN



ISO	RE mm	M 75 003 ...	PG 1A/08 £	£
120404EN	0.4	62800	~~13.02~~	9.77
120408EN	0.8	63000	~~13.02~~	9.77
120412EN	1.2	63200	~~13.02~~	9.77
120416EN	1.6	63400	~~13.02~~	9.77

P	●
M	●
K	
N	○
S	●
H	
O	

VNMG

CERATIZIT \ Performance

UKS

-M34
CTPX710

DRAGONSKIN



ISO	RE mm	M 75 009 ...	PG 1A/08 £	£
160404EN	0.4	61600	~~23.70~~	17.77
160408EN	0.8	61800	~~23.70~~	17.77
160412EN	1.2	62000	~~23.70~~	17.77

P	●
M	●
K	
N	○
S	●
H	
O	

DNMG

CERATIZIT \ Performance

UKS

-M34
CTPX710

DRAGONSKIN



ISO	RE mm	M 75 004 ...	PG 1A/08 £	£
150404EN	0.4	61600	~~18.69~~	14.03
150408EN	0.8	61800	~~18.69~~	14.03
150412EN	1.2	62000	~~18.69~~	14.03
150608EN	0.8	63000	~~20.48~~	15.36
150612EN	1.2	63200	~~20.48~~	15.36

P	●
M	●
K	
N	○
S	●
H	
O	

WNMG

CERATIZIT \ Performance

UKS

-M34
CTPX710

DRAGONSKIN



ISO	RE mm	M 75 008 ...	PG 1A/08 £	£
080408EN	0.8	61800	~~15.86~~	11.90
080412EN	1.2	62000	~~15.86~~	11.90

P	●
M	●
K	
N	○
S	●
H	
O	

CCGT / DCGT / VCGT

Designation	L	S	D1	IC
	mm	mm	mm	mm
CCGT 0602..	6.40	2.38	2.8	6.35
CCGT 09T3..	9.70	3.97	4.4	9.52
CCGT 1204..	12.90	4.76	5.5	12.70
DCGT 0702..	7.75	2.38	2.8	6.35
DCGT 11T3..	11.60	3.97	4.4	9.52
VCGT 1103..	11.10	3.18	2.9	6.35
VCGT 1604..	16.60	4.76	4.4	9.52
VCGT 2205..	22.10	5.56	5.5	12.70

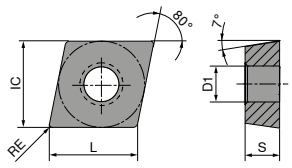

CCGT

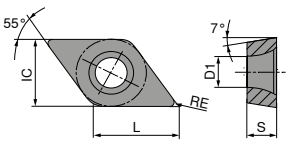

DCGT

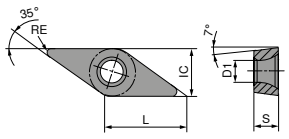

VCGT

CCGT

CERATIZIT \ Performance

UKS

-25P
CTPX710

DRAGONSKIN



ISO	RE		M 70 248 ...	PG 1A/90	
	mm			£	£
060202FN	0.2		70200	~~15.74~~	11.80
060204FN	0.4		70400	~~15.74~~	11.80
09T302FN	0.2		71400	~~16.11~~	12.08
09T304FN	0.4		71600	~~16.11~~	12.08
09T308FN	0.8		71800	~~16.11~~	12.08
120404FN	0.4		72800	~~20.57~~	15.43
120408FN	0.8		73000	~~20.57~~	15.43
P			●		
M			●		
K					
N			●		
S			●		
H					
O					

DCGT

CERATIZIT \ Performance

UKS

-25P
CTPX710

DRAGONSKIN



ISO	RE		M 70 263 ...	PG 1A/90	
	mm			£	£
070202FN	0.2		70200	~~14.25~~	10.69
070204FN	0.4		70400	~~14.25~~	10.69
11T302FN	0.2		71400	~~17.20~~	12.90
11T304FN	0.4		71600	~~17.20~~	12.90
11T308FN	0.8		71800	~~17.20~~	12.90
P			●		
M			●		
K					
N			●		
S			●		
H					
O					

VCGT

CERATIZIT \ Performance

UKS

-25P
CTPX710

DRAGONSKIN



ISO	RE	M 70 282 ...	PG 1A/90	
	mm		£	£
110302FN	0.2	71400	~~21.00~~	15.76
110304FN	0.4	71600	~~21.00~~	15.76
160404FN	0.4	72800	~~26.03~~	19.52
160408FN	0.8	73000	~~26.03~~	19.52
160412FN	1.2	73200	~~26.03~~	19.52
220530FN	3.0	75000	~~34.68~~	26.02
P		●		
M		●		
K				
N		●		
S		●		
H				
O				



High product availability thanks to state-of-the-art logistics

Why own stock? We take care of that for you! With the cutting-edge logistics center of the cutting tools industry, we guarantee that your order will be delivered promptly.

Customer Service Centre
Freephone: 0800 073 2 073
Email: info.uk@ceratizit.com

Ordering via the Online Shop
http://cuttingtools.ceratizit.com



ECOCUT

CTPP430 – universal grade for all materials.

The Original Multi Function Tool

The trend in machining is unmistakable: Workpieces are becoming increasingly complex and technically challenging. Production often requires a variety of tools, which can not be economically accomodated with the existing turret locations. The answer to this challenge from CERATIZIT is the multi-function tool EcoCut.



EcoCut – Classic 1.5xD

▲ Drilling and turning tool

Scope of supply:

Toolholder with 1 clamping screw + 2 spare screws and screwdriver



≥ Ø 8 mm

CERATIZIT \ Performance

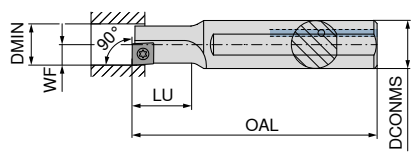

Illustrations show right-hand versions



Steel

Left-hand



Steel

Right-hand

ISO designation	DMIN mm	DCONMS mm	OAL mm	LU mm	WF mm	torque moment Nm	Insert	70 805 ...	PG 2B/20 £	£	70 804 ...	PG 2B/20 £	£
ECC 10 R/L 1,5D 05	10	12	90	15.0	5.0	0,7	XC.T 0502..	010	~~192.66~~	63.99	010	~~192.66~~	63.99
ECC 12 R/L 1,5D 06	12	16	100	18.0	6.0	1,0	XC.T 0602..	012	~~195.82~~	65.04	012	~~195.82~~	65.04
ECC 14 R/L 1,5D 07	14	16	110	21.0	7.0	1,2	XC.T 0703..	014	~~200.54~~	66.09	014	~~200.54~~	66.09
ECC 16 R/L 1,5D 08	16	20	125	24.0	8.0	2,2	XC.T 0803..	016	~~203.69~~	67.14	016	~~203.69~~	67.14
ECC 18 R/L 1,5D 09	18	25	135	27.0	9.0	2,2	XC.T 09T3..	018	~~234.93~~	77.63	018	~~234.93~~	77.63
ECC 20 R/L 1,5D 10	20	25	150	30.0	10.0	3,2	XC.T 10T3..	020	~~264.84~~	88.12	020	~~264.84~~	88.12
ECC 25 R/L 1,5D 13	25	32	180	37.5	12.5	5,0	XC.T 1304..	025	~~305.42~~	100.70	025	~~305.42~~	100.70
ECC 32 R/L 1,5D 17	32	40	200	48.0	16.0	5,0	XC.T 1705..	032	~~346.23~~	114.34	032	~~346.23~~	114.34

EcoCut – Classic 2.25xD

▲ Drilling and turning tool

Scope of supply:

Toolholder with 1 clamping screw + 2 spare screws and screwdriver



≥ Ø 8 mm

CERATIZIT \ Performance

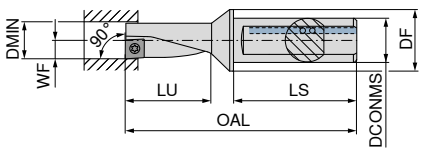

Illustrations show right-hand versions



Steel

Left-hand



Steel

Right-hand

ISO designation	DMIN mm	DCONMS mm	OAL mm	LU mm	LS mm	WF mm	torque moment Nm	Insert	70 805 ...	PG 2B/20 £	£	70 804 ...	PG 2B/20 £	£
ECC 10 R/L 2,25D 05	10	12	69.5	22.5	42	5.0	0,7	XC.T 0502..	110	~~286.64~~	94.41	110	~~286.64~~	94.41
ECC 12 R/L 2,25D 06	12	16	78.0	27.0	45	6.0	1,0	XC.T 0602..	112	~~294.51~~	97.56	112	~~294.51~~	97.56
ECC 14 R/L 2,25D 07	14	16	83.5	31.5	45	7.0	1,2	XC.T 0703..	114	~~300.93~~	99.66	114	~~300.93~~	99.66
ECC 16 R/L 2,25D 08	16	20	94.0	36.0	50	8.0	2,2	XC.T 0803..	116	~~307.23~~	101.75	116	~~307.23~~	101.75
ECC 18 R/L 2,25D 09	18	25	109.5	40.5	56	9.0	2,2	XC.T 09T3..	118	~~338.47~~	112.24	118	~~338.47~~	112.24
ECC 20 R/L 2,25D 10	20	25	111.0	45.0	56	10.0	3,2	XC.T 10T3..	120	~~368.39~~	121.68	120	~~368.39~~	121.68
ECC 25 R/L 2,25D 13	25	32	129.0	56.5	60	12.5	5,0	XC.T 1304..	125	~~427.72~~	141.62	125	~~427.72~~	141.62
ECC 32 R/L 2,25D 17	32	40	158.0	72.0	70	16.0	5,0	XC.T 1705..	132	~~480.88~~	159.45	132	~~480.88~~	159.45

XCNT

CERATIZIT \ Performance

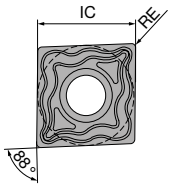

-EN

CTPP430

DRAGONSKIN

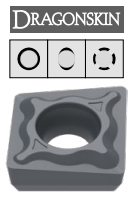

XCNT

ISO designation	RE mm	S mm	D1 mm	IC mm	70 386 ...	PG 1D/19 £	£
XCNT 050202EN	0.2	2.10	2.25	5.8	923	~~18.74~~	14.06
XCNT 050204EN	0.4	2.10	2.25	5.8	903	~~18.74~~	14.06
XCNT 060202EN	0.2	2.38	2.50	6.5	924	~~18.74~~	14.06
XCNT 060204EN	0.4	2.38	2.50	6.5	904	~~18.74~~	14.06
XCNT 070304EN	0.4	3.18	2.80	7.6	905	~~18.74~~	14.06
XCNT 080304EN	0.4	3.18	3.40	8.5	906	~~19.02~~	14.27
XCNT 09T304EN	0.4	3.97	3.40	9.6	907	~~19.29~~	14.47
XCNT 10T304EN	0.4	3.97	4.40	10.6	908	~~20.27~~	15.20
XCNT 10T308EN	0.8	3.97	4.40	10.6	938	~~20.27~~	15.20
XCNT 130404EN	0.4	4.76	5.30	13.5	910	~~23.18~~	17.39
XCNT 130408EN	0.8	4.76	5.30	13.5	940	~~23.18~~	17.39
XCNT 170508EN	0.8	5.56	5.30	17.5	912	~~24.44~~	18.34

P	●
M	●
K	○
N	○
S	○
H	
O	○

Customer Service Centre
Freephone: 0800 073 2 073
Email: info.uk@ceratizit.com

Ordering via the Online Shop
http://cuttingtools.ceratizit.com

GROOVING TOOLS



SX System – first choice
system for parting off.



M1 – first choice chipbreaker
for parting off.



TX System – first choice grooving
system for all materials and applications.

MonoClamp – Radial Blade SX reinforced

CERATIZIT \ Performance

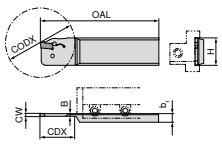



Illustrations show right-hand versions

ISO designation	CW mm	H mm	B mm	OAL mm	b_1 mm	CODX mm	CDX mm	for grooving inserts	70 879 ...	£	PG 2A/25 £
XLCF L 2608-SX3	3	26	2.5	110	8	44	22	SX .3..	213 1)	~~164.08~~	54.55
XLCF L 3208-SX3	3	32	2.5	110	8	66	33	SX .3..	203	~~154.29~~	51.40
XLCF R 2608-SX3	3	26	2.5	110	8	44	22	SX .3..	013 1)	~~164.08~~	54.55
XLCF R 3208-SX3	3	32	2.5	110	8	66	33	SX .3..	003	~~154.29~~	51.40
XLCF L 3208-SX4	4	32	3.4	110	8	66	33	SX .4..	204	~~154.29~~	51.40
XLCF R 3208-SX4	4	32	3.4	110	8	66	33	SX .4..	004	~~154.29~~	51.40

1) can be used in both directions

MonoClamp – Radial Blade SX Standard

CERATIZIT \ Performance

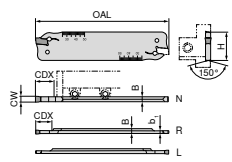



UKS

ISO designation	CW mm	H mm	B mm	b_1 mm	OAL mm	CDX mm	for grooving inserts	70 884 ...	£	PG 2A/25 £
XLCF L 2602-SX2	2	26	2.4	1.5	110	25	SX .2..	212	~~107.17~~	35.67
XLCF L 3202-SX2	2	32	2.4	1.5	150	25	SX .2..	202	~~112.13~~	36.72
XLCF R 2602-SX2	2	26	2.4	1.5	110	25	SX .2..	012	~~107.17~~	35.67
XLCF R 3202-SX2	2	32	2.4	1.5	150	25	SX .2..	002	~~112.13~~	36.72
XLCF N 2603-SX3	3	26	2.4		110	35	SX .3..	113	~~107.17~~	35.67
XLCF N 3203-SX3	3	32	2.4		150	50	SX .3..	103	~~112.13~~	36.72
XCLF N 2604-SX4	4	26	3.2		110	40	SX .4..	114	~~107.17~~	35.67
XLCF N 3204-SX4	4	32	3.2		150	50	SX .4..	104	~~112.13~~	36.72

MonoClamp – Radial Monoholder SX

CERATIZIT \ Performance

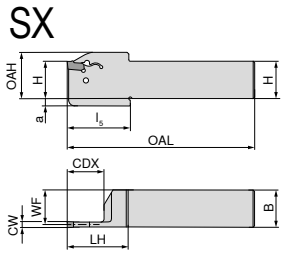

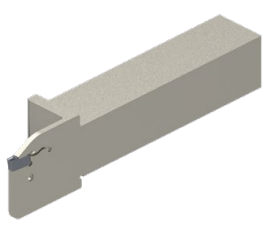

Illustrations show right-hand versions

UKS Left-hand

UKS Right-hand

ISO designation	H mm	B mm	CW mm	WF mm	OAL mm	LH mm	l_5 mm	OAH mm	CDX mm	a mm	for grooving inserts	70 846 ...	£	PG 2C/71 £	70 846 ...	£	PG 2C/71 £
E16 R/L 0026-1616K-K-SX2	16	16	2	15.20	125	32	33	26	26	4	SX .2..	21601	~~122.07~~	39.86	21600	~~122.07~~	39.86
E20 R/L 0026-2020K-K-SX2	20	20	2	19.20	125	32	33	31	26	5	SX .2..	22001	~~143.27~~	47.21	22000	~~143.27~~	47.21
E16 R/L 0026-1616K-K-SX3	16	16	3	14.75	125	32	33	26	26	4	SX .3..	31601	~~122.07~~	39.86	31600	~~122.07~~	39.86
E20 R/L 0026-2020K-K-SX3	20	20	3	18.75	125	32	33	31	26	5	SX .3..	32001	~~143.27~~	47.21	32000	~~143.27~~	47.21
E25 R/L 0026-2525M-K-SX3	25	25	3	23.75	150	33		31	26		SX .3..	32501	~~151.97~~	50.35	32500	~~151.97~~	50.35
E20 R/L 0033-2020K-K-SX4	20	20	4	18.30	125	39	40	32	33	5	SX .4..	42001	~~143.27~~	47.21	42000	~~143.27~~	47.21
E25 R/L 0033-2525M-K-SX4	25	25	4	23.30	150	41	42	37	33	5	SX .4..	42501	~~151.97~~	50.35	42500	~~151.97~~	50.35

Ejector SX

Spare parts for grooving inserts	£	70 950 ...
SX .2..	26.23	836
SX .3..	26.23	836
SX .4..	26.23	837

Insert SX

▲ Specially developed geometry with negative edge-chamfers available in right, left and neutral types

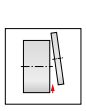

UKS

-M1

CTP1340

F	M	R
	▲	

CERATIZIT \ Performance

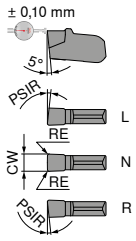

DRAGONSKIN



Designation	IH	CW +/-0,05 mm	70 342 ...	£	PG 1C/72 £
SX E2.00 L 6	L	2	612	~~14.62~~	10.97
SX E3.00 L 6	L	3	613	~~15.56~~	11.66
SX E4.00 L 6	L	4	614	~~16.42~~	12.32
SX E2.00 N 0.20	N	2	622	~~15.35~~	11.51
SX E3.00 N 0.20	N	3	623	~~16.32~~	12.24
SX E4.00 N 0.30	N	4	624	~~17.22~~	12.92
SX E2.00 R 6	R	2	602	~~14.62~~	10.97
SX E3.00 R 6	R	3	603	~~15.56~~	11.66
SX E4.00 R 6	R	4	604	~~16.42~~	12.32

P	●
M	●
K	●
N	○
S	●
H	
O	○

Customer Service Centre
Freephone: 0800 073 2 073
Email: info.uk@ceratizit.com

Ordering via the Online Shop
http://cuttingtools.ceratizit.com

MonoClamp – Radial/Axial TX Grooving Holder 0° 6 mm cutting depth

▲ For radial and axial grooving
▲ Cutting width 0.5–6.3 mm

CERATIZIT \ Performance

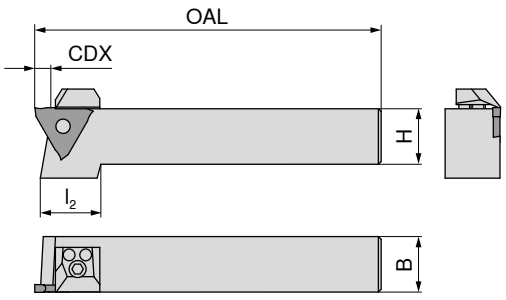



UKS

Illustrations show right-hand versions

Right-hand

ISO designation	H mm	B +/-0,1 mm	OAL mm	l_2 mm	CDX mm	for grooving inserts	73 500 ...	PG Y6 £	£
R 207.1212.1	12	12	100	24	4	TX R/N/L ...1	112	~~258.13~~	141.97
R 207.1616.1	16	16	125	22	4	TX R/N/L ...1	116	~~230.38~~	126.71
R 207.2020.1	20	20	125	21	4	TX R/N/L ...1	120	~~178.67~~	98.27
R 207.2525.1	25	25	150		4	TX R/N/L ...1	125	~~188.84~~	103.41
R 207.1212.2	12	12	100	24	6	TX R/N/L ...2	212	~~258.13~~	141.97
R 207.1616.2	16	16	125	22	6	TX R/N/L ...2	216	~~230.38~~	126.71
R 207.2020.2	20	20	125	21	6	TX R/N/L ...2	220	~~178.67~~	98.27
R 207.2525.2	25	25	150		6	TX R/N/L ...2	225	~~188.84~~	103.41
R 207.1212.3	12	12	100	24	6	TX R/N/L ...3	312	~~258.13~~	141.97
R 207.1616.3	16	16	125	22	6	TX R/N/L ...3	316	~~230.38~~	126.71
R 207.2020.3	20	20	125	21	6	TX R/N/L ...3	320	~~178.67~~	98.27
R 207.2525.3	25	25	150		6	TX R/N/L ...3	325	~~188.84~~	103.41
R 207.3232.3	32	32	170		6	TX R/N/L ...3	332	~~218.52~~	120.18

Radial TX insert for corner recessing

▲ Full radius for cutting width 0.5–5.0 mm

CERATIZIT \ Performance

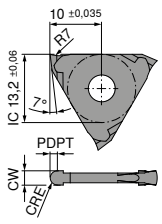

UKS
CWX500



Neutral

Designation	CRE mm	CW +/-0,05 mm	PDPT mm	73 304 ...	PG Y6 £	£
TX N 0010.20.2	1.0	2	0.7	204	~~61.92~~	34.06
TX N 0015.30.3	1.5	3	1.0	206	~~65.48~~	36.01

TX insert for fine and copy turning

CERATIZIT \ Performance

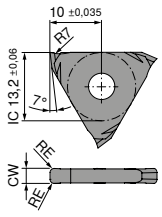

UKS
CWX500



Neutral

Designation	CW +0,03 mm	73 303 ...	PG Y6 £	£
TX N 0150.02.1	1.5	204	~~50.93~~	28.01
TX N 0200.02.1	2.0	206	~~50.93~~	28.01
TX N 0200.04.1	2.0	208	~~50.93~~	28.01
TX N 0300.06.2	3.0	212	~~53.71~~	29.54
TX N 0300.02.2	3.0	210	~~53.71~~	29.54
TX N 0300.08.2	3.0	214	~~53.71~~	29.54
TX N 0400.08.3	4.0	218	~~54.16~~	29.79
TX N 0400.02.3	4.0	216	~~54.16~~	29.79
TX N 0400.12.3	4.0	220	~~54.16~~	29.79

TX insert for circlip grooves

▲ For circlip grooves according to DIN 471 / 472

CERATIZIT \ Performance

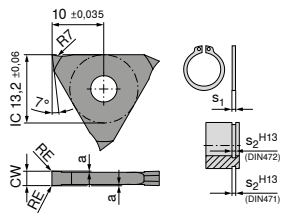

UKS
CWX500



Neutral

Designation	CW -0,05 mm	a +/-0,02 mm	73 300 ...	PG Y6 £	£
TX N 0050.00.1	0.57	0.07	204	~~40.80~~	22.44
TX N 0060.00.1	0.67	0.07	206	~~40.80~~	22.44
TX N 0070.00.1	0.77	0.08	208	~~40.80~~	22.44
TX N 0080.00.1	0.87	0.08	210	~~40.80~~	22.44
TX N 0090.00.1	0.97	0.08	212	~~40.80~~	22.44
TX N 0100.00.1	1.07	0.09	214	~~40.80~~	22.44
TX N 0110.00.1	1.24	0.15	216	~~40.80~~	22.44
TX N 0130.00.1	1.44	0.15	218	~~40.80~~	22.44
TX N 0160.00.1	1.74	0.20	220	~~40.80~~	22.44
TX N 0185.00.1	1.99	0.20	222	~~40.80~~	22.44
TX N 0215.00.2	2.29	0.20	224	~~40.80~~	22.44
TX N 0265.00.2	2.79	0.20	226	~~40.80~~	22.44
TX N 0315.00.3	3.29	0.20	228	~~46.54~~	25.60

Tool data always at your fingertips

Cutting data and CAD models for day-to-day assistance

In addition to detailed cutting data we also offer 2D and 3D models to assist you with your tool management or for simulating an operation. All data for this Service is available for you in our Online Shop.





MINIATURE TURNING TOOLS



Ultra mini system – for micro diameter internal features from 2 mm up to 8 mm.



MiniCut system – for small diameter internal features from 8 mm onwards.

UltraMini – Inserts for internal turning and profiling

▲ CDX = Maximum depth of cut when turning outwards

WNT \ Performance

UKS

TiN

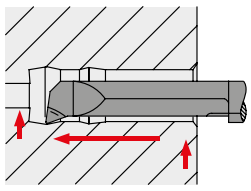

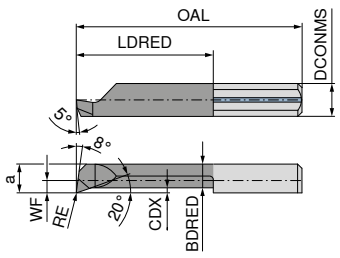



ISO designation	DCONMS h6	WF	DMIN	a	OAL	LDRED	CDX	BDRED	RE	Right-hand 73 004 ...	PG Y5 £	£
	mm	mm	mm	mm	mm	mm	mm	mm	mm			
R 050.2-5	4		2.0	1.7	19	5	0.1	1.5	0.05	520	~~61.13~~	33.62
R 050.2-10	4		2.0	1.7	24	10	0.1	1.5	0.05	521	~~66.63~~	36.65
R 050.2-15	4		2.0	1.7	29	15	0.1	1.5	0.05	522	~~66.07~~	36.34
R 050.3-10	4	0.6	2.8	2.6	24	10	0.2	2.3	0.10	531	~~70.26~~	38.65
R 050.3-16	4	0.6	2.8	2.6	30	16	0.2	2.3	0.10	530	~~77.08~~	42.39
R 050.3-20	4	0.6	2.8	2.6	34	20	0.2	2.3	0.10	532	~~76.97~~	42.33
R 050.4-10	4	1.5	4.0	3.5	24	10	0.3	3.0	0.10	541	~~69.28~~	38.10
R 050.4-16	4	1.5	4.0	3.5	30	16	0.3	3.0	0.10	540	~~69.28~~	38.10
R 050.4-20	4	1.5	4.0	3.5	34	20	0.3	3.0	0.10	542	~~73.84~~	40.61
R 050.4-24	4	1.5	4.0	3.5	38	24	0.3	3.0	0.10	545	~~86.55~~	47.60
R 050.4-28	4	1.5	4.0	3.5	42	28	0.3	3.0	0.10	546	~~94.80~~	52.14
R 050.5-10	5	1.9	5.0	4.4	25	10	0.5	3.8	0.15	551	~~65.55~~	36.05
R 050.5-15	5	1.9	5.0	4.4	30	15	0.5	3.8	0.15	552	~~69.83~~	38.40
R 050.5-20	5	1.9	5.0	4.4	35	20	0.5	3.8	0.15	550	~~71.70~~	39.43
R 050.5-25	5	1.9	5.0	4.4	40	25	0.5	3.8	0.15	553	~~80.80~~	44.54
R 050.5-30	5	1.9	5.0	4.4	45	30	0.5	3.8	0.15	554	~~89.04~~	48.97
R 050.5-35	5	1.9	5.0	4.4	50	35	0.5	3.8	0.15	556	~~103.35~~	56.85
R 050.6-15	6	2.3	6.0	5.3	30	15	0.5	4.5	0.15	561	~~68.54~~	37.70
R 050.6-22	6	2.3	6.0	5.3	37	22	0.5	4.5	0.15	560	~~74.63~~	41.05
R 050.6-25	6	2.3	6.0	5.3	40	25	0.5	4.5	0.15	562	~~79.36~~	43.65
R 050.6-30	6	2.3	6.0	5.3	45	30	0.5	4.5	0.15	563	~~90.18~~	49.60
R 050.6-35	6	2.3	6.0	5.3	50	35	0.5	4.5	0.15	564	~~103.35~~	56.85
R 050.6-42	6	2.3	6.0	5.3	57	42	0.5	4.5	0.15	565	~~117.53~~	64.64
R 050.7-20	7	2.8	6.8	6.3	35	20	0.6	5.5	0.15	572	~~76.15~~	41.88
R 050.7-25	7	2.8	6.8	6.3	40	25	0.6	5.5	0.15	573	~~94.15~~	51.78
R 050.7-30	7	2.8	6.8	6.3	45	30	0.6	5.5	0.15	574	~~95.47~~	52.51
R 050.7-35	7	2.8	7.0	6.3	50	35	0.6	5.5	0.15	575	~~110.08~~	60.55
R 050.7-40	7	2.8	7.0	6.3	55	40	0.6	5.5	0.15	576	~~122.62~~	67.44
R 050.7-45	7	2.8	7.0	6.3	60	45	0.6	5.5	0.15	577	~~127.56~~	70.16
R 050.7-50	7	2.8	7.0	6.3	65	50	0.6	5.5	0.15	578	~~139.88~~	76.93

P	●
M	●
K	●
N	●
S	○
H	○
O	●

UltraMini – Inserts for internal turning and chamfering

▲ CDX = Maximum depth of cut when turning outwards

WNT \ Performance

UKS

TiN

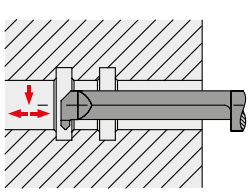

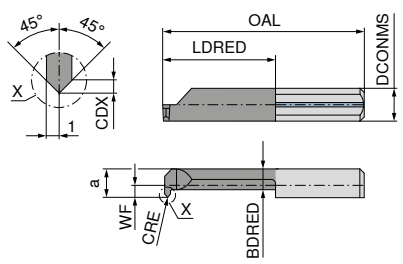



ISO designation	DCONMS h6	WF	DMIN	a	OAL	LDRED	CDX	BDRED	CRE	Right-hand 73 006 ...	PG Y5 £	£
	mm	mm	mm	mm	mm	mm	mm	mm	mm			
R 060.5-15	5	1.9	5.0	4.4	30	15	0.7	3.3	0.2	551	~~62.63~~	34.45
R 060.5-20	5	1.9	5.0	4.4	35	20	0.7	3.3	0.2	550	~~69.71~~	38.34
R 060.7-20	7	2.7	6.8	6.3	35	20	0.7	3.8	0.2	570	~~72.73~~	40.00

P	●
M	●
K	●
N	●
S	○
H	○
O	●



Stock around the clock!

Tool Supply 24/7

If you install a Tool-O-Mat it means that we take on all the procurement and stocking costs for you. You have 100 % availability of all tools at all times and without expenditure.

UltraMini – Inserts for Internal Grooving



WNT \ Performance

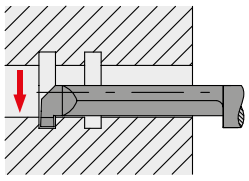

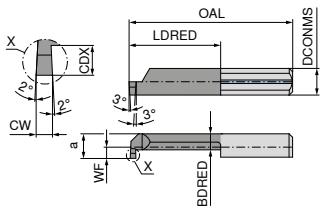

UKS

TiN



ISO designation	DCONMS $_{h6}$	WF	DMIN	a	OAL	LDRED	CDX	BDRED	CW	Right-hand 73 002 ...	PG Y5 £	£
	mm	mm	mm	mm	mm	mm	mm	mm	mm			
R 004.0100-10	4	1.5	4.0	3.5	24	10	0.8	2.4	1.0	540	~~64.71~~	33.95
R 004.0100-16	4	1.5	4.0	3.5	30	16	0.8	2.4	1.0	541	~~75.37~~	41.46
R 004.0100-20	4	1.5	4.0	3.5	34	20	0.8	2.4	1.0	542	~~81.23~~	44.68
R 005.0100-10	5	1.9	5.0	4.4	25	10	1.0	3.3	1.0	650	~~60.72~~	33.39
R 005.0150-10	5	1.9	5.0	4.4	25	10	1.0	3.3	1.5	654	~~62.86~~	34.58
R 005.0200-10	5	1.9	5.0	4.4	25	10	1.0	3.3	2.0	658	~~62.86~~	34.58
R 005.0100-15	5	1.9	5.0	4.4	30	15	1.0	3.3	1.0	651	~~71.12~~	39.12
R 005.0150-15	5	1.9	5.0	4.4	30	15	1.0	3.3	1.5	655	~~71.12~~	39.12
R 005.0200-15	5	1.9	5.0	4.4	30	15	1.0	3.3	2.0	659	~~71.12~~	39.12
R 005.0100-20	5	1.9	5.0	4.4	35	20	1.0	3.3	1.0	551	~~80.52~~	44.29
R 005.0150-20	5	1.9	5.0	4.4	35	20	1.0	3.3	1.5	552	~~80.52~~	44.29
R 005.0200-20	5	1.9	5.0	4.4	35	20	1.0	3.3	2.0	553	~~80.52~~	44.29
R 005.0100-25	5	1.9	5.0	4.4	40	25	1.0	3.3	1.0	652	~~89.22~~	49.07
R 005.0150-25	5	1.9	5.0	4.4	40	25	1.0	3.3	1.5	656	~~89.22~~	49.07
R 005.0200-25	5	1.9	5.0	4.4	40	25	1.0	3.3	2.0	750	~~89.79~~	49.39
R 005.0100-30	5	1.9	5.0	4.4	45	30	1.0	3.3	1.0	653	~~99.30~~	54.61
R 005.0150-30	5	1.9	5.0	4.4	45	30	1.0	3.3	1.5	657	~~99.30~~	54.61
R 005.0200-30	5	1.9	5.0	4.4	45	30	1.0	3.3	2.0	751	~~100.05~~	55.03
R 005.0100-35	5	1.9	5.0	4.4	50	35	1.0	3.3	1.0	680	~~108.38~~	59.61
R 006.0100-10	6	2.3	6.0	5.3	25	10	1.8	3.4	1.0	660	~~61.84~~	34.01
R 006.0150-10	6	2.3	6.0	5.3	25	10	1.8	3.4	1.5	664	~~59.22~~	32.57
R 006.0200-10	6	2.3	6.0	5.3	25	10	1.8	3.4	2.0	668	~~61.84~~	34.01
R 006.0100-15	6	2.3	6.0	5.3	30	15	1.8	3.4	1.0	661	~~71.70~~	39.43
R 006.0150-15	6	2.3	6.0	5.3	30	15	1.8	3.4	1.5	665	~~71.70~~	39.43
R 006.0200-15	6	2.3	6.0	5.3	30	15	1.8	3.4	2.0	669	~~71.70~~	39.43
R 006.0100-22	6	2.3	6.0	5.3	37	22	1.8	3.4	1.0	561	~~81.09~~	44.60
R 006.0150-22	6	2.3	6.0	5.3	37	22	1.8	3.4	1.5	562	~~81.09~~	44.60
R 006.0200-22	6	2.3	6.0	5.3	37	22	1.8	3.4	2.0	563	~~81.09~~	44.60
R 006.0100-25	6	2.3	6.0	5.3	40	25	1.8	3.4	1.0	662	~~89.79~~	49.39
R 006.0150-25	6	2.3	6.0	5.3	40	25	1.8	3.4	1.5	666	~~89.79~~	49.39
R 006.0200-25	6	2.3	6.0	5.3	40	25	1.8	3.4	2.0	760	~~89.79~~	49.39
R 006.0100-30	6	2.3	6.0	5.3	45	30	1.8	3.4	1.0	663	~~100.05~~	55.03
R 006.0150-30	6	2.3	6.0	5.3	45	30	1.8	3.4	1.5	667	~~100.05~~	55.03
R 006.0200-30	6	2.3	6.0	5.3	45	30	1.8	3.4	2.0	761	~~100.05~~	55.03
R 006.0100-35	6	2.3	6.0	5.3	50	35	1.8	3.4	1.0	682	~~108.38~~	59.61
R 006.0150-35	6	2.3	6.0	5.3	50	35	1.8	3.4	1.5	684	~~108.38~~	59.61
R 006.0100-42	6	2.3	6.0	5.3	57	42	1.8	3.4	1.0	685	~~121.69~~	66.94
R 007.0100-10	7	2.7	6.8	6.3	25	10	2.5	3.8	1.0	570	~~62.86~~	34.58
R 007.0150-10	7	2.7	6.8	6.3	25	10	2.5	3.8	1.5	575	~~62.86~~	34.58
R 007.0200-10	7	2.7	6.8	6.3	25	10	2.5	3.8	2.0	670	~~62.86~~	34.58
R 007.0100-15	7	2.7	6.8	6.3	30	15	2.5	3.8	1.0	571	~~72.46~~	39.85
R 007.0150-15	7	2.7	6.8	6.3	30	15	2.5	3.8	1.5	576	~~72.46~~	39.85
R 007.0200-15	7	2.7	6.8	6.3	30	15	2.5	3.8	2.0	671	~~69.30~~	38.11
R 007.0100-22	7	2.7	6.8	6.3	37	22	2.5	3.8	1.0	572	~~82.77~~	45.53
R 007.0150-22	7	2.7	6.8	6.3	37	22	2.5	3.8	1.5	577	~~82.77~~	45.53
R 007.0200-22	7	2.7	6.8	6.3	37	22	2.5	3.8	2.0	672	~~82.77~~	45.53
R 007.0100-25	7	2.7	6.8	6.3	40	25	2.5	3.8	1.0	573	~~90.75~~	49.91
R 007.0150-25	7	2.7	6.8	6.3	40	25	2.5	3.8	1.5	578	~~90.75~~	49.91
R 007.0200-25	7	2.7	6.8	6.3	40	25	2.5	3.8	2.0	673	~~89.43~~	49.19
R 007.0100-30	7	2.7	6.8	6.3	45	30	2.5	3.8	1.0	574	~~101.75~~	55.96
R 007.0150-30	7	2.7	6.8	6.3	45	30	2.5	3.8	1.5	579	~~98.49~~	54.17
R 007.0200-30	7	2.7	6.8	6.3	45	30	2.5	3.8	2.0	674	~~95.47~~	52.51
R 007.0100-35	7	2.7	7.0	6.3	50	35	2.5	3.8	1.0	688	~~111.44~~	61.29
R 007.0150-35	7	2.7	7.0	6.3	50	35	2.5	3.8	1.5	690	~~111.44~~	61.29
R 007.0200-35	7	2.7	7.0	6.3	50	35	2.5	3.8	2.0	692	~~111.44~~	61.29
R 007.0100-40	7	2.7	7.0	6.3	55	40	2.5	3.8	1.0	700	~~123.57~~	67.96
R 007.0150-40	7	2.7	7.0	6.3	55	40	2.5	3.8	1.5	702	~~123.57~~	67.96
R 007.0100-45	7	2.7	7.0	6.3	60	45	2.5	3.8	1.0	712	~~134.23~~	73.83
R 007.0100-50	7	2.7	7.0	6.3	65	50	2.5	3.8	1.0	714	~~143.51~~	78.94

P	●
M	●
K	●
N	●
S	○
H	○
O	●

Internal turning and profiling, grooving and chamfering

From Diameter 2.0 mm onwards up to a turning depth of 15.0 mm

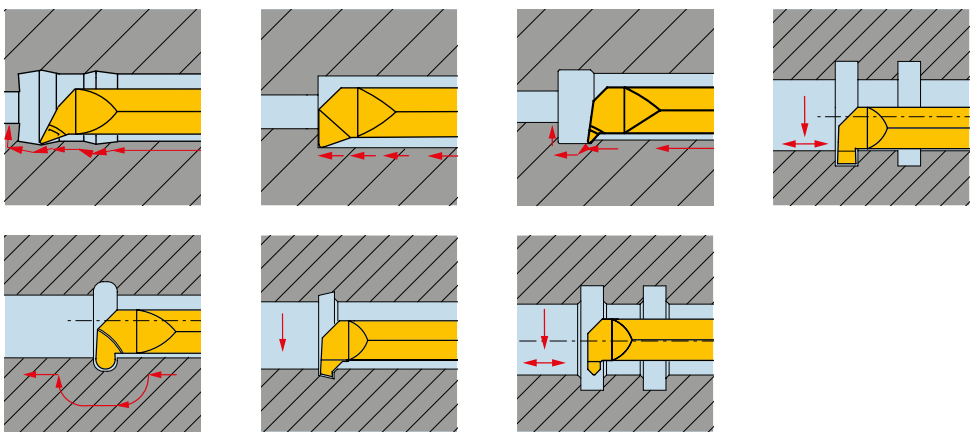

Miniature turning tools guide (Main catalogue 2024)

Cutting Data	58–61	Broaching – Recommendations for Correct Use	62
Symbol explanation, coatings and thread types	63		

UltraMini – Standard tool holder for cutting inserts

▲ double ended
▲ Machining diameter from Ø 0.5 mm

Scope of supply:
Tool holder with allen key

WNT \ Performance

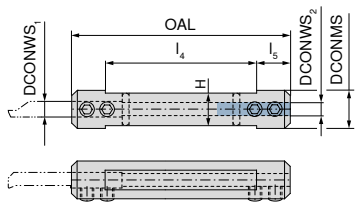



UKS

Designation	DCONWS$_1$	DCONWS$_2$	DCONMS	OAL	l_4	l_5	H	73 080 ...	PG Y5 £	£
	mm	mm	mm	mm	mm	mm	mm			
645.0012-D	4	5	12	75	55	10	10.3	163	~~230.44~~	126.74
645.0016-D	4	5	16	75	55	10	14.0	164	~~242.05~~	133.13
645.0020-D	4	5	20	90	70	10	18.0	165	~~260.65~~	143.36
676.0016-D	6	7	16	75	55	10	14.0	166	~~242.05~~	133.13
676.0020-D	6	7	20	90	70	10	18.0	167	~~260.65~~	143.36

UltraMini – Quick change tool holder for cutting inserts

Scope of supply:
Tool holder, lock nut and clamping wedge

WNT \ Performance

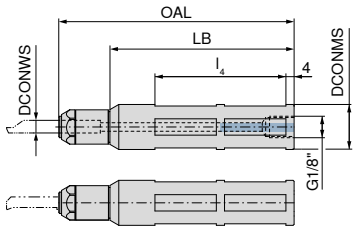



UKS

Designation	DCONWS	DCONMS $_{g6}$	OAL	LB	l_4	73 089 ...	PG Y5 £	£
	mm	mm	mm	mm	mm			
UM600H.0012.4	4	12.00	115	90	64	124	~~434.99~~	239.25
UM600H.0016.4	4	16.00	115	90	64	164	~~394.64~~	217.06
UM600H.001905.4	4	19.05	115	90	64	194	~~423.47~~	232.91
UM600H.0020.4	4	20.00	115	90	64	204	~~417.71~~	229.74
UM600H.0022.4	4	22.00	115	90	64	224	~~424.91~~	233.70
UM600H.0025.4	4	25.00	115	90	64	254	~~433.55~~	238.46
UM600H.00254.4	4	25.40	115	90	64	264	~~442.20~~	243.21
UM600H.0028.4	4	28.00	115	90	64	284	~~442.20~~	243.21
UM600H.0012.5	5	12.00	115	90	64	125	~~434.99~~	239.25
UM600H.0016.5	5	16.00	115	90	64	165	~~394.64~~	217.06
UM600H.001905.5	5	19.05	115	90	64	195	~~423.47~~	232.91
UM600H.0020.5	5	20.00	115	90	64	205	~~417.71~~	229.74
UM600H.0022.5	5	22.00	115	90	64	225	~~424.91~~	233.70
UM600H.0025.5	5	25.00	115	90	64	255	~~433.55~~	238.46
UM600H.00254.5	5	25.40	115	90	64	265	~~442.20~~	243.21
UM600H.0028.5	5	28.00	115	90	64	285	~~442.20~~	243.21
UM600H.0012.6	6	12.00	115	90	64	126	~~434.99~~	239.25
UM600H.0016.6	6	16.00	115	90	64	166	~~394.64~~	217.06
UM600H.001905.6	6	19.05	115	90	64	196	~~423.47~~	232.91
UM600H.0020.6	6	20.00	115	90	64	206	~~417.71~~	229.74
UM600H.0022.6	6	22.00	115	90	64	226	~~424.91~~	233.70
UM600H.0025.6	6	25.00	115	90	64	256	~~433.55~~	238.46
UM600H.00254.6	6	25.40	115	90	64	266	~~442.20~~	243.21
UM600H.0028.6	6	28.00	115	90	64	286	~~442.20~~	243.21
UM600H.0012.7	7	12.00	115	90	64	127	~~434.99~~	239.25
UM600H.0016.7	7	16.00	115	90	64	167	~~394.64~~	217.06
UM600H.001905.7	7	19.05	115	90	64	197	~~423.47~~	232.91
UM600H.0020.7	7	20.00	115	90	64	207	~~417.71~~	229.74
UM600H.0022.7	7	22.00	115	90	64	227	~~424.91~~	233.70
UM600H.0025.7	7	25.00	115	90	64	257	~~433.55~~	238.46
UM600H.00254.7	7	25.40	115	90	64	267	~~442.20~~	243.21
UM600H.0028.7	7	28.00	115	90	64	287	~~442.20~~	243.21

Avoid pulling cuts. When using thro' coolant supply, tighten using key!

Axial grooving

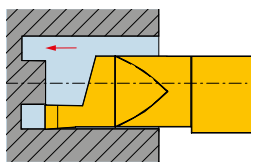

Minimum external diameter of groove 6.0 mm
At 1.5 mm grooving width
Up to 2.0 mm grooving depth

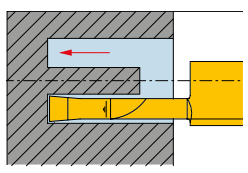

Minimum external diameter of groove 15.0 mm
At 3.0 mm grooving width
Up to 30.0 mm grooving depth

Thread turning

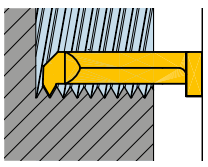

Turning of external threads from diameter 4.0 mm onwards
▲ Metric standard and fine thread
▲ Whitworth pipe threads

The rest of the comprehensive UltraMini range is available in the main catalogue.

Customer Service Centre
Freephone: 0800 073 2 073
Email: info.uk@ceratizit.com

Ordering via the Online Shop
http://cuttingtools.ceratizit.com

MiniCut – Internal undercut insert

▲ CDX = ap_{max}

WNT \ Performance

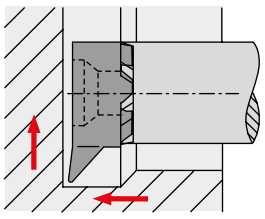

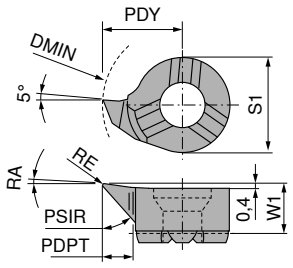



Size	ISO designation	DMIN mm	PDPT mm	W1 mm	PDY mm	S1 mm	RE mm	CDX mm	PSIR °	RA °	Right-hand 73 326 ...	PG Y5 £	£
08	8,00. R .30°.1,0	7.8	1.0	3.5	4.65	6	0.2	0.4	30	3	010	~~57.01~~	31.35
	8,00. R .47°.1,2	7.8	1.2	3.5	4.65	6	0.2	0.4	47	3	012	~~49.52~~	27.24
11	11,00. R .30°.2,3	11.0	2.3	4.2	6.70	8	0.2	0.6	30	3	423	~~55.68~~	30.62
	11,00. R .47°.2,3	11.0	2.3	4.2	6.70	8	0.2	0.6	47	3	323	~~48.22~~	26.52
14	13,70. R .47°.3,0	13.7	3.0	5.3	8.70	9	0.2	0.8	47	3	530	~~49.52~~	27.24
	13,70. R .30°.4,0	13.7	4.0	5.3	8.70	9	0.2	0.8	30	3	540	~~57.01~~	31.35
P											●		
M											●		
K											●		
N											●		
S											●		
H											●		
O											●		

MiniCut – Steel Tool holder

WNT \ Performance

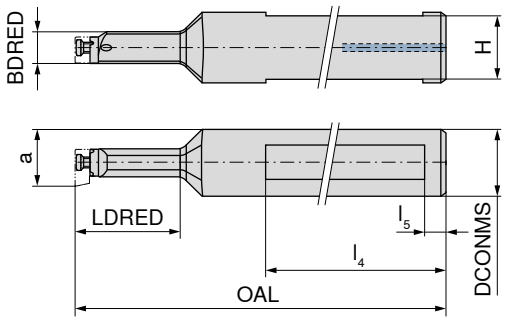



Designation	a mm	DCONMS f7 mm	OAL mm	l_4 mm	LDRED mm	BDRED mm	H mm	l_5 mm	73 522 ...	PG Y5 £	£
8,00/16.N.12.1,0	7.8	16	80	60	12		15.0	5	012	~~255.11~~	140.30
8,00/16.N.22.1,0	7.8	16	90	60	22	7.0	15.0	5	122	~~292.72~~	161.00
11,00/16.N.16.2,3	10.7	16	97	60	16		14.5	5	016	~~255.11~~	140.30
11,00/16.N.29.2,3	10.7	16	110	60	29	9.5	14.5	5	129	~~292.72~~	161.00
14,00/16.N.18.4,0	13.8	16	100	60	18	11.0	14.5	5	018	~~292.72~~	161.00
14,00/16.N.38.4,0	13.8	16	120	60	38	11.0	14.5	5	138	~~292.72~~	161.00





SOLID CARBIDE MILLING CUTTERS



SilverLine – first choice for high performance solid carbide milling applications in all materials.



AluLine – first choice for high performance solid carbide milling of aluminium.



CircularLine – first choice for high performance trochoidal milling and modern CAM machining strategies.



Ti1000 Standard Line – cost effective solution for all standard applications and materials.

FIRST CHOICE FOR HIGH PERFORMANCE SOLID CARBIDE MILLING APPLICATIONS



Optimised core geometry

- ▲ Less vibration even with high angles of contact
- ▲ Significantly increased fracture resistance

Latest Dragonskin coating

- ▲ Processing of almost all materials
- ▲ Increased temperature resistance
- ▲ Wet and dry machining

Improved chip clearance

- ▲ Smoother processing
- ▲ Lower forces during chip formation
- ▲ Reduced heat generation

Expanded product range

- ▲ Greater range of diameters
- ▲ Increased range of flute options
- ▲ HA shank options
- ▲ Versions with thro' coolant
- ▲ Roughing-finishing milling cutters
- ▲ Rough milling cutters
- ▲ Full slot milling cutters



SilverLine – End milling cutter

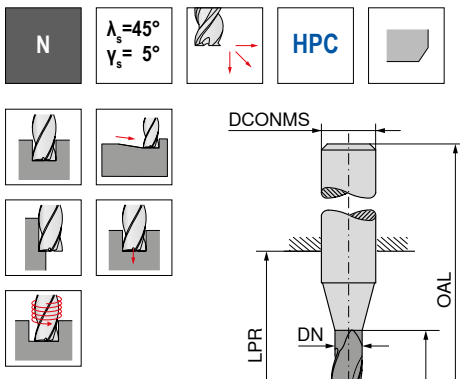

WNT \ Performance



DC f8	APMX	DN	LH	LPR	OAL	DCONMS h6	CHW	ZEFP	≈DIN 6527	50 966 ...	PG V0/5A £	£	≈DIN 6527	50 966 ...	PG V0/5A £	£	≈DIN 6527	50 966 ...	PG V0/5A £	£
mm	mm	mm	mm	mm	mm	mm	mm													
3.0	8	2.9	15	21	57	6	0.1	3						03200	~~79.95~~	55.96				
3.5	11	3.4	16	21	57	6	0.1	3						03700	~~79.95~~	55.96				
4.0	8	3.9	15	18	54	6	0.1	3		04100	~~77.10~~	53.97								
4.0	11	3.9	16	21	57	6	0.1	3						04200	~~77.10~~	53.97				
4.0	16			26	62	6	0.1	3										04400	~~81.29~~	56.90
4.5	13	4.4	19	21	57	6	0.1	3						04700	~~79.95~~	55.96				
5.0	9	4.9	16	18	54	6	0.1	3		05100	~~77.10~~	53.97								
5.0	13	4.9	19	21	57	6	0.1	3						05200	~~77.10~~	53.97				
5.0	17			26	62	6	0.1	3										05400	~~81.29~~	56.90
5.5	13	5.4	19	21	57	6	0.1	3						05700	~~83.91~~	58.73				
6.0	10	5.9	17	18	54	6	0.2	3		06100	~~80.18~~	56.12								
6.0	13	5.9	19	21	57	6	0.2	3						06200	~~81.14~~	56.80				
6.0	18			26	62	6	0.2	3										06400	~~90.15~~	63.11
6.5	19	6.3	25	27	63	8	0.2	3						06700	~~97.55~~	68.28				
7.0	19	6.8	25	27	63	8	0.2	3						07200	~~97.55~~	68.28				
7.5	19	7.3	25	27	63	8	0.2	3						07700	~~97.55~~	68.28				
8.0	12	7.8	20	22	58	8	0.2	3		08100	~~91.10~~	63.77								
8.0	19	7.8	25	27	63	8	0.2	3						08200	~~94.72~~	66.31				
8.0	24			32	68	8	0.2	3										08400	~~101.27~~	70.89
8.5	22	8.2	30	32	72	10	0.2	3						08700	~~162.56~~	113.80				
9.0	22	8.7	30	32	72	10	0.2	3						09200	~~162.56~~	113.80				
9.5	22	9.2	30	32	72	10	0.2	3						09700	~~162.56~~	113.80				
10.0	14	9.7	24	26	66	10	0.2	3		10100	~~144.01~~	100.81								
10.0	22	9.7	30	32	72	10	0.2	3						10200	~~159.58~~	111.71				
10.0	30			40	80	10	0.2	3										10400	~~180.28~~	126.19
12.0	16	11.7	26	28	73	12	0.2	3		12100	~~201.92~~	141.34								
12.0	26	11.7	36	38	83	12	0.2	3						12200	~~216.11~~	151.28				
12.0	36			48	93	12	0.2	3										12400	~~244.68~~	171.28
14.0	18	13.7	28	30	75	14	0.2	3		14100	~~249.37~~	174.55								
14.0	26	13.7	36	38	83	14	0.2	3						14200	~~285.03~~	199.52				
14.0	42			54	99	14	0.2	3										14400	~~316.90~~	221.83
16.0	22	15.5	32	34	82	16	0.2	3		16100	~~301.84~~	211.29								
16.0	32	15.5	42	44	92	16	0.2	3						16200	~~483.65~~	338.55				
16.0	48			60	108	16	0.2	3										16400	~~489.03~~	342.32
18.0	24	17.5	34	36	84	18	0.2	3		18100	~~416.46~~	291.53								
18.0	32	17.5	42	44	92	18	0.2	3						18200	~~498.56~~	348.99				
18.0	54			66	114	18	0.2	3										18400	~~630.52~~	441.37
20.0	26	19.5	40	42	92	20	0.2	3		20100	~~510.34~~	357.24								
20.0	38	19.5	52	54	104	20	0.2	3						20200	~~581.68~~	407.18				
20.0	60			76	126	20	0.2	3										20400	~~728.01~~	509.60
P										●				●				●		
M										●				●				●		
K										●				●				●		
N										○				○				○		
S										●				●				●		
H																				
O																				

SilverLine – End milling cutter

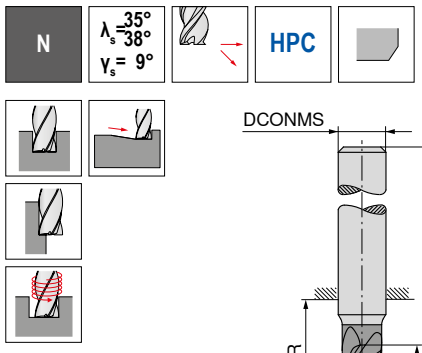

WNT \ Performance

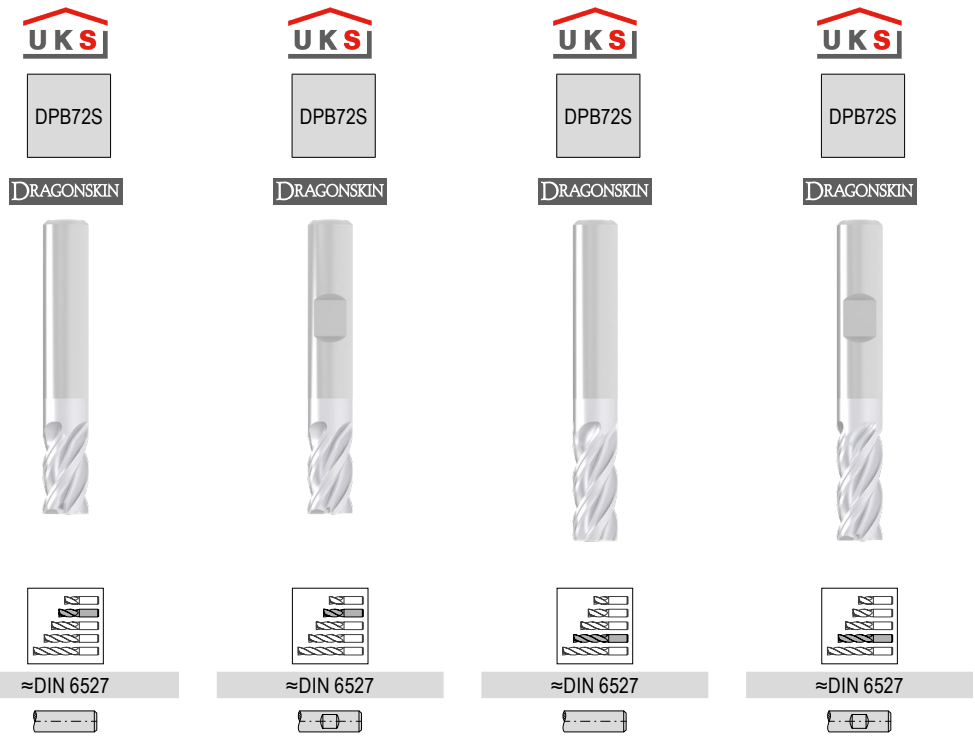

DC f8	APMX	LPR	OAL	DCONMS h6	CHW	ZEFP	50 972 ...	PG V0/5A		50 973 ...	PG V0/5A		50 972 ...	PG V0/5A		50 973 ...	PG V0/5A	
mm	mm	mm	mm	mm	mm			£	£		£	£		£	£		£	£
3.0	5	14	50	6	0.1	4	03100	~~66.16~~	46.31	03100	~~66.16~~	46.31						
3.0	8	21	57	6	0.1	4							03200	~~66.16~~	46.31	03200	~~66.16~~	46.31
3.5	8	18	54	6	0.1	4	03600	~~66.16~~	46.31	03600	~~66.16~~	46.31						
3.5	11	21	57	6	0.1	4							03700	~~66.16~~	46.31	03700	~~66.16~~	46.31
4.0	8	18	54	6	0.1	4	04100	~~66.16~~	46.31	04100	~~66.16~~	46.31						
4.0	11	21	57	6	0.1	4							04200	~~66.16~~	46.31	04200	~~66.16~~	46.31
4.5	9	18	54	6	0.1	4	04600	~~67.55~~	47.28	04600	~~67.55~~	47.28						
4.5	13	21	57	6	0.1	4							04700	~~67.55~~	47.28	04700	~~67.55~~	47.28
5.0	9	18	54	6	0.1	4	05100	~~67.55~~	47.28	05100	~~67.55~~	47.28						
5.0	13	21	57	6	0.1	4							05200	~~67.55~~	47.28	05200	~~67.55~~	47.28
5.5	10	18	54	6	0.1	4	05600	~~65.34~~	45.74	05600	~~65.34~~	45.74						
5.5	13	21	57	6	0.1	4							05700	~~65.34~~	45.74	05700	~~65.34~~	45.74
6.0	10	18	54	6	0.1	4	06100	~~65.34~~	45.74	06100	~~65.34~~	45.74						
6.0	13	21	57	6	0.1	4							06200	~~65.34~~	45.74	06200	~~65.34~~	45.74
7.0	12	22	58	8	0.2	4	07100	~~86.88~~	60.81	07100	~~86.88~~	60.81						
7.0	21	27	63	8	0.2	4							07200	~~86.88~~	60.81	07200	~~86.88~~	60.81
8.0	12	22	58	8	0.2	4	08100	~~86.88~~	60.81	08100	~~86.88~~	60.81						
8.0	21	27	63	8	0.2	4							08200	~~86.88~~	60.81	08200	~~86.88~~	60.81
9.0	14	26	66	10	0.2	4	09100	~~113.40~~	79.38	09100	~~113.40~~	79.38						
9.0	22	32	72	10	0.2	4							09200	~~113.40~~	79.38	09200	~~113.40~~	79.38
10.0	14	26	66	10	0.2	4	10100	~~113.40~~	79.38	10100	~~113.40~~	79.38						
10.0	22	32	72	10	0.2	4							10200	~~113.40~~	79.38	10200	~~113.40~~	79.38
11.0	16	28	73	12	0.3	4	11100	~~179.23~~	125.46	11100	~~179.23~~	125.46						
11.0	26	38	83	12	0.3	4							11200	~~179.23~~	125.46	11200	~~179.23~~	125.46
12.0	16	28	73	12	0.3	4	12100	~~179.23~~	125.46	12100	~~179.23~~	125.46						
12.0	26	38	83	12	0.3	4							12200	~~179.23~~	125.46	12200	~~179.23~~	125.46
14.0	16	28	73	14	0.3	4	14100	~~230.33~~	161.23	14100	~~230.33~~	161.23						
14.0	26	38	83	14	0.3	4							14200	~~230.33~~	161.23	14200	~~230.33~~	161.23
15.0	22	34	82	16	0.3	4	15100	~~284.52~~	199.16	15100	~~284.52~~	199.16						
15.0	36	44	92	16	0.3	4							15200	~~284.52~~	199.16	15200	~~284.52~~	199.16
16.0	22	34	82	16	0.3	4	16100	~~284.52~~	199.16	16100	~~284.52~~	199.16						
16.0	36	44	92	16	0.3	4							16200	~~284.52~~	199.16	16200	~~284.52~~	199.16
17.0	22	34	82	18	0.3	4	17100	~~386.87~~	270.81	17100	~~386.87~~	270.81						
17.0	36	44	92	18	0.3	4							17200	~~386.87~~	270.81	17200	~~386.87~~	270.81
18.0	22	34	82	18	0.3	4	18100	~~386.87~~	270.81	18100	~~386.87~~	270.81						
18.0	36	44	92	18	0.3	4							18200	~~386.87~~	270.81	18200	~~386.87~~	270.81
19.0	26	42	92	20	0.3	4	19100	~~438.99~~	307.29	19100	~~438.99~~	307.29						
19.0	41	54	104	20	0.3	4							19200	~~438.99~~	307.29	19200	~~438.99~~	307.29
20.0	26	42	92	20	0.3	4	20100	~~438.99~~	307.29	20100	~~438.99~~	307.29						
20.0	41	54	104	20	0.3	4							20200	~~438.99~~	307.29	20200	~~438.99~~	307.29
P							●			●			●			●		
M							●			●			●			●		
K							●			●			●			●		
N							○			○			○			○		
S							●			●			●			●		
H																		
O																		

HEADQUATERS

CERATIZIT worldwide



CERATIZIT Group

- Headquaters
- Production & Sales
- Production
- Sales

CB-CERATIZIT

- Production & Sales
- Production
- Sales

Customer Service Centre
Freephone: 0800 073 2 073
Email: info.uk@ceratizit.com

Ordering via the Online Shop
http://cuttingtools.ceratizit.com

SilverLine – End milling cutter

▲ Especially for high-volume milling

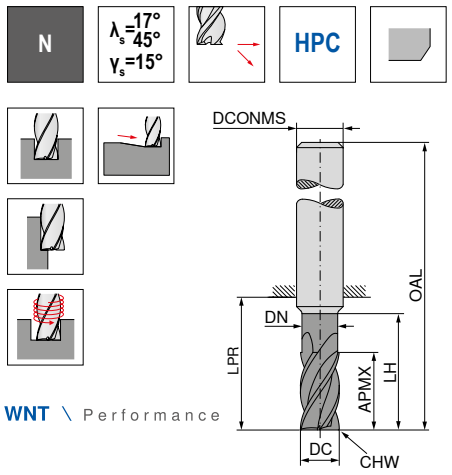



DC f8 mm	APMX mm	DN mm	LH mm	LPR mm	OAL mm	DCONMS h6 mm	CHW mm	ZEFP	50 976 ...	PG V0/5A £	£	50 977 ...	PG V0/5A £	£
3	8	2.8	13	21	57	6	0.1	4	03200	~~92.41~~	64.68	03200	~~92.41~~	64.68
4	11	3.8	17	21	57	6	0.1	4	04200	~~92.41~~	64.68	04200	~~92.41~~	64.68
5	13	4.8	19	21	57	6	0.1	4	05200	~~92.41~~	64.68	05200	~~92.41~~	64.68
6	13	5.8	19	21	57	6	0.1	4	06200	~~97.08~~	67.96	06200	~~97.08~~	67.96
8	21	7.7	25	27	63	8	0.2	4	08200	~~111.30~~	77.91	08200	~~111.30~~	77.91
10	22	9.7	30	32	72	10	0.2	4	10200	~~194.19~~	133.83	10200	~~194.19~~	133.83
12	26	11.6	36	38	83	12	0.3	4	12200	~~259.06~~	181.34	12200	~~259.06~~	181.34
14	26	13.6	36	38	83	14	0.3	4	14200	~~381.50~~	267.05	14200	~~381.50~~	267.05
16	36	15.5	42	44	92	16	0.3	4	16200	~~483.84~~	338.69	16200	~~483.84~~	338.69
18	36	17.5	42	44	92	18	0.3	4	18200	~~667.92~~	467.54	18200	~~667.92~~	467.54
20	41	19.5	52	54	104	20	0.3	4	20200	~~695.29~~	486.70	20200	~~695.29~~	486.70

P	●	●
M	●	●
K	●	●
N	○	○
S		
H		
O		

SilverLine – Rough milling cutter

▲ With roughing profile

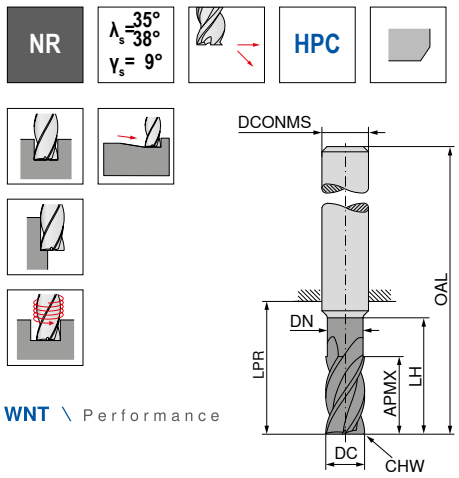



DC d11 mm	APMX mm	DN mm	LH mm	LPR mm	OAL mm	DCONMS h6 mm	CHW mm	ZEFP	50 979 ...	PG V0/5A £	£
3.0	8	2.8	13	21	57	6	0.1	4	03200	~~190.50~~	133.35
3.5	11	3.3	17	21	57	6	0.1	4	03700	~~190.50~~	133.35
4.0	11	3.8	17	21	57	6	0.1	4	04200	~~190.50~~	133.35
4.5	13	4.3	19	21	57	6	0.1	4	04700	~~190.50~~	133.35
5.0	13	4.8	19	21	57	6	0.1	4	05200	~~190.50~~	133.35
5.5	13	5.3	19	21	57	6	0.1	4	05700	~~190.50~~	133.35
6.0	13	5.8	19	21	57	6	0.1	4	06200	~~190.50~~	133.35
7.0	21	6.7	25	27	63	8	0.2	4	07200	~~205.21~~	143.64
8.0	21	7.7	25	27	63	8	0.2	4	08200	~~205.21~~	143.64
9.0	22	8.7	30	32	72	10	0.2	4	09200	~~215.59~~	150.91
10.0	22	9.7	30	32	72	10	0.2	4	10200	~~215.59~~	150.91
11.0	26	10.6	36	38	83	12	0.3	4	11200	~~300.98~~	210.68
12.0	26	11.6	36	38	83	12	0.3	4	12200	~~300.98~~	210.68
14.0	26	13.6	36	38	83	14	0.3	4	14200	~~430.85~~	301.59
15.0	36	14.5	42	44	92	16	0.3	4	15200	~~430.85~~	301.59
16.0	36	15.5	42	44	92	16	0.3	4	16200	~~430.85~~	301.59
17.0	36	16.5	42	44	92	18	0.3	4	17200	~~504.28~~	352.99
18.0	36	17.5	42	44	92	18	0.3	4	18200	~~504.28~~	352.99
19.0	41	18.5	52	54	104	20	0.3	4	19200	~~678.65~~	475.06
20.0	41	19.5	52	54	104	20	0.3	4	20200	~~678.65~~	475.06

P	●
M	●
K	●
N	○
S	●
H	
O	

CERATIZIT GROUP



Get the most out of your solid carbide tools by using Centro-P
→ see page 82

SilverLine – End milling cutter with corner radius

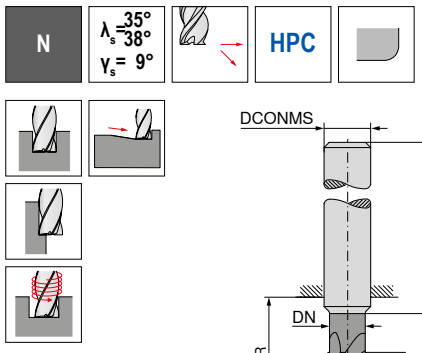



DC f8	RE ±0,05	APMX	DN	LH	LPR	OAL	DCONMS h6	ZEFP	50 970 ...	PG V0/5A		50 971 ...	PG V0/5A		50 970 ...	PG V0/5A		50 971 ...	PG V0/5A	
mm	mm	mm	mm	mm	mm	mm	mm			£	£		£	£		£	£		£	£
3	0.10	8.0	2.8	13	21	57	6	4	03201	~~89.18~~	62.43	03201	~~89.18~~	62.43						
3	0.40	8.0	2.8	13	21	57	6	4	03204	~~89.18~~	62.43	03204	~~89.18~~	62.43						
3	0.50	8.0	2.8	13	21	57	6	4	03205	~~89.18~~	62.43	03205	~~89.18~~	62.43						
3	1.00	8.0	2.8	13	21	57	6	4	03210	~~89.18~~	62.43	03210	~~89.18~~	62.43						
3	0.50	6.5	2.8	15	22	58	6	4							03405	~~104.81~~	73.37	03405	~~104.81~~	73.37
3	0.30	6.5	2.8	15	22	58	6	4							03403	~~104.81~~	73.37	03403	~~104.81~~	73.37
3	0.80	6.5	2.8	15	22	58	6	4							03408	~~104.81~~	73.37	03408	~~104.81~~	73.37
4	0.40	11.0	3.8	17	21	57	6	4	04204	~~89.18~~	62.43	04204	~~89.18~~	62.43						
4	0.10	11.0	3.8	17	21	57	6	4	04201	~~89.18~~	62.43	04201	~~89.18~~	62.43						
4	0.50	11.0	3.8	17	21	57	6	4	04205	~~89.18~~	62.43	04205	~~89.18~~	62.43						
4	1.00	11.0	3.8	17	21	57	6	4	04210	~~89.18~~	62.43	04210	~~89.18~~	62.43						
4	0.50	8.5	3.8	20	26	62	6	4							04405	~~104.81~~	73.37	04405	~~104.81~~	73.37
4	0.40	8.5	3.8	20	26	62	6	4							04404	~~104.81~~	73.37	04404	~~104.81~~	73.37
4	0.80	8.5	3.8	20	26	62	6	4							04408	~~104.81~~	73.37	04408	~~104.81~~	73.37
5	1.00	13.0	4.8	19	21	57	6	4	05210	~~90.62~~	63.43	05210	~~90.62~~	63.43						
5	0.10	13.0	4.8	19	21	57	6	4	05201	~~90.62~~	63.43	05201	~~90.62~~	63.43						
5	0.50	13.0	4.8	19	21	57	6	4	05205	~~90.62~~	63.43	05205	~~90.62~~	63.43						
5	0.80	10.5	4.8	25	34	70	6	4							05408	~~106.46~~	74.52	05408	~~106.46~~	74.52
5	0.50	10.5	4.8	25	34	70	6	4							05405	~~106.46~~	74.52	05405	~~106.46~~	74.52
6	1.00	13.0	5.8	19	21	57	6	4	06210	~~88.43~~	61.90	06210	~~88.43~~	61.90						
6	0.10	13.0	5.8	19	21	57	6	4	06201	~~88.43~~	61.90	06201	~~88.43~~	61.90						
6	0.50	13.0	5.8	19	21	57	6	4	06205	~~88.43~~	61.90	06205	~~88.43~~	61.90						
6	1.50	13.0	5.8	19	21	57	6	4	06215	~~88.43~~	61.90	06215	~~88.43~~	61.90						
6	0.80	13.0	5.8	30	34	70	6	4							06408	~~106.46~~	74.52	06408	~~106.46~~	74.52
6	0.60	13.0	5.8	30	34	70	6	4							06406	~~106.46~~	74.52	06406	~~106.46~~	74.52
6	1.00	13.0	5.8	30	34	70	6	4							06410	~~106.46~~	74.52	06410	~~106.46~~	74.52
8	0.50	21.0	7.7	25	27	63	8	4	08205	~~110.87~~	77.61	08205	~~110.87~~	77.61						
8	0.15	21.0	7.7	25	27	63	8	4	08202	~~110.87~~	77.61	08202	~~110.87~~	77.61						
8	1.00	21.0	7.7	25	27	63	8	4	08210	~~110.87~~	77.61	08210	~~110.87~~	77.61						
8	1.50	21.0	7.7	25	27	63	8	4	08215	~~110.87~~	77.61	08215	~~110.87~~	77.61						
8	2.00	21.0	7.7	25	27	63	8	4	08220	~~110.87~~	77.61	08220	~~110.87~~	77.61						
8	1.50	17.0	7.7	40	44	80	8	4							08415	~~128.90~~	90.23	08415	~~128.90~~	90.23
8	0.80	17.0	7.7	40	44	80	8	4							08408	~~128.90~~	90.23	08408	~~128.90~~	90.23
8	1.00	17.0	7.7	40	44	80	8	4							08410	~~128.90~~	90.23	08410	~~128.90~~	90.23
8	2.00	17.0	7.7	40	44	80	8	4							08420	~~128.90~~	90.23	08420	~~128.90~~	90.23
10	0.15	22.0	9.7	30	32	72	10	4	10202	~~138.54~~	96.98	10202	~~138.54~~	96.98						
10	0.50	22.0	9.7	30	32	72	10	4	10205	~~138.54~~	96.98	10205	~~138.54~~	96.98						
10	1.00	22.0	9.7	30	32	72	10	4	10210	~~138.54~~	96.98	10210	~~138.54~~	96.98						
10	1.50	22.0	9.7	30	32	72	10	4	10215	~~138.54~~	96.98	10215	~~138.54~~	96.98						
10	2.00	22.0	9.7	30	32	72	10	4	10220	~~138.54~~	96.98	10220	~~138.54~~	96.98						
10	1.50	21.0	9.7	50	54	94	10	4							10415	~~159.44~~	111.60	10415	~~159.44~~	111.60
10	0.50	21.0	9.7	50	54	94	10	4							10405	~~159.44~~	111.60	10405	~~159.44~~	111.60
10	1.00	21.0	9.7	50	54	94	10	4							10410	~~159.44~~	111.60	10410	~~159.44~~	111.60
10	2.00	21.0	9.7	50	54	94	10	4							10420	~~159.44~~	111.60	10420	~~159.44~~	111.60
12	0.20	26.0	11.6	36	38	83	12	4	12202	~~213.87~~	149.71	12202	~~213.87~~	149.71						
12	0.50	26.0	11.6	36	38	83	12	4	12205	~~213.87~~	149.71	12205	~~213.87~~	149.71						
12	1.00	26.0	11.6	36	38	83	12	4	12210	~~213.87~~	149.71	12210	~~213.87~~	149.71						
12	1.50	26.0	11.6	36	38	83	12	4	12215	~~213.87~~	149.71	12215	~~213.87~~	149.71						
12	2.00	26.0	11.6	36	38	83	12	4	12220	~~213.87~~	149.71	12220	~~213.87~~	149.71						
12	3.00	26.0	11.6	36	38	83	12	4	12230	~~213.87~~	149.71	12230	~~213.87~~	149.71						
12	4.00	26.0	11.6	36	38	83	12	4	12240	~~213.87~~	149.71	12240	~~213.87~~	149.71						
12	2.00	25.0	11.6	60	64	109	12	4							12420	~~242.10~~	169.47	12420	~~242.10~~	169.47
12	0.50	25.0	11.6	60	64	109	12	4							12405	~~242.10~~	169.47	12405	~~242.10~~	169.47
12	1.00	25.0	11.6	60	64	109	12	4							12410	~~242.10~~	169.47	12410	~~242.10~~	169.47
12	1.50	25.0	11.6	60	64	109	12	4							12415	~~242.10~~	169.47	12415	~~242.10~~	169.47
12	3.00	25.0	11.6	60	64	109	12	4							12430	~~242.10~~	169.47	12430	~~242.10~~	169.47
12	4.00	25.0	11.6	60	64	109	12	4							12440	~~242.10~~	169.47	12440	~~242.10~~	169.47
14	0.30	26.0	13.6	36	38	83	14	4	14203	~~323.40~~	226.44	14203	~~323.40~~	226.44						
14	1.00	26.0	13.6	36	38	83	14	4	14210	~~323.40~~	226.44	14210	~~323.40~~	226.44						
14	2.00	26.0	13.6	36	38	83	14	4	14220	~~323.40~~	226.44	14220	~~323.40~~	226.44						
14	3.00	26.0	13.6	36	38	83	14	4	14230	~~323.40~~	226.44	14230	~~323.40~~	226.44						
14	4.00	26.0	13.6	36	38	83	14	4	14240	~~323.40~~	226.44	14240	~~323.40~~	226.44						
14	3.00	29.0	13.6	70	74	119	14	4							14430	~~362.80~~	253.96	14430	~~362.80~~	253.96
14	1.00	29.0	13.6	70	74	119	14	4							14410	~~362.80~~	253.96	14410	~~362.80~~	253.96
14	2.00	29.0	13.6	70	74	119	14	4							14420	~~362.80~~	253.96	14420	~~362.80~~	253.96
14	4.00	29.0	13.6	70	74	119	14	4							14440	~~362.80~~	253.96	14440	~~362.80~~	253.96
16	1.00	36.0	15.5	42	44	92	16	4	16210	~~323.40~~	226.44	16210	~~323.40~~	226.44						
16	0.30	36.0	15.5	42	44	92	16	4	16203	~~323.40~~	226.44	16203	~~323.40~~	226.44						
16	2.00	36.0	15.5	42	44	92	16	4	16220	~~323.40~~	226.44	16220	~~323.40~~	226.44						
16	3.00	36.0	15.5	42	44	92	16	4	16230	~~323.40~~	226.44	16230	~~323.40~~	226.44						
16	4.00	36.0	15.5	42	44	92	16	4	16240	~~323.40~~	226.44	16240	~~323.40~~	226.44						
16	3.00	33.0	15.5	80	84	132	16	4							16430	~~397.95~~	278.56	16430	~~397.95~~	278.56
16	1.00	33.0	15.5	80	84	132	16	4							16410	~~397.95~~	278.56	16410	~~397.95~~	278.56
16	2.00	33.0	15.5	80	84	132	16	4							16420	~~397.95~~	278.56	16420	~~397.95~~	278.56
16	4.00	33.0	15.5	80	84	132	16	4							16440	~~397.95~~	278.56	16440	~~397.95~~	278.56
18	1.00	36.0	17.5	42	44	92	18	4	18210	~~430.32~~	301.22	18210	~~430.32~~	301.22						
18	2.00	36.0	17.5	42	44	92	18	4	18220	~~430.32~~	301.22	18220	~~430.32~~	301.22						
18	3.00	36.0	17.5	42	44	92	18	4	18230	~~430.32~~	301.22	18230	~~430.32~~	301.22						
18	4.00	36.0	17.5	42	44	92	18	4	18240	~~430.32~~	301.22	18240	~~430.32~~	301.22						
18	3.00	38.0	17.5	90	94	142	18	4							18430	~~480.03~~	336.03	18430	~~480.03~~	336.03
18	1.00	38.0	17.5	90	94	142	18	4							18410	~~480.03~~	336.03	18410	~~480.03~~	336.03
18	2.00	38.0	17.5	90	94	142	18	4							18420	~~480.03~~	336.03	18420	~~480.03~~	336.03
18	4.00	38.0	17.5	90	94	142	18	4							18440	~~480.03~~	336.03	18440	~~480.03~~	336.03
20	0.30	41.0	19.5	52	54	104	20	4	20203	~~484.54~~	339.18	20203	~~484.54~~	339.18						
20	1.00	41.0	19.5	52	54	104	20	4	20210	~~484.54~~	339.18	20210	~~484.54~~	339.18						
20	2.00	41.0	19.5	52	54	104	20	4	20220	~~484.54~~	339.18	20220	~~484.54~~	339.18						
20	3.00	41.0	19.5	52	54	104	20	4	20230	~~484.54~~	339.18	20230	~~484.54~~	339.18						
20	4.00	41.0	19.5	52	54	104	20	4	20240	~~484.54~~	339.18	20240	~~484.54~~	339.18						
20	3.00	42.0	19.5	100	104	154	20	4							20430	~~539.60~~	377.71	20430	~~539.60~~	377.71
20	1.00	42.0	19.5	100	104	154	20	4							20410	~~539.60~~	377.71	20410	~~539.60~~	377.71
20	2.00	42.0	19.5	100	104	154	20	4							20420	~~539.60~~	377.71	20420	~~539.60~~	377.71
20	4.00	42.0	19.5	100	104	154	20	4							20440	~~539.60~~	377.71	20440	~~539.60~~	377.71
P									●			●			●			●		
M									●			●			●			●		
K									●			●			●			●		
N									○			○			○			○		
S									●			●			●			●		
H																				
O																				

Customer Service Centre
Freephone: 0800 073 2 073
Email: info.uk@ceratizit.com

Ordering via the Online Shop
http://cuttingtools.ceratizit.com

SilverLine – End milling cutter

N | λ_s =37° 38° | γ_s = 9° | HPC

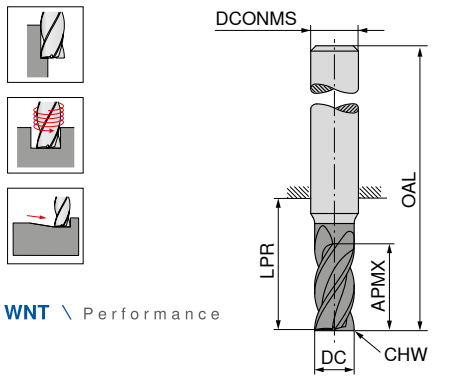

WNT \ Performance

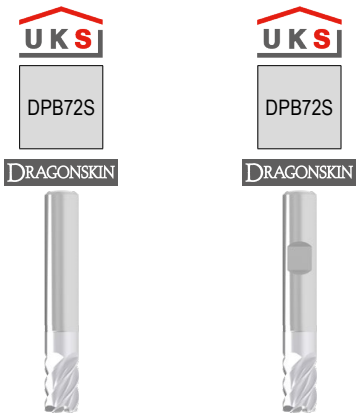



≈DIN 6527





≈DIN 6527



DC e8	APMX	LPR	OAL	DCONMS h6	α°	ZEFP	50 993 ...	PG V0/5A		50 995 ...	PG V0/5A	
mm	mm	mm	mm	mm				£	£		£	£
6	10	18	54	6	45	5	06100	~~54.22~~	37.95	06100	~~54.22~~	37.95
8	12	22	58	8	45	5	08100	~~72.07~~	50.45	08100	~~72.07~~	50.45
10	14	26	66	10	45	5	10100	~~94.04~~	65.84	10100	~~94.04~~	65.84
12	16	28	73	12	45	5	12100	~~148.66~~	104.06	12100	~~148.66~~	104.06
16	22	34	82	16	45	5	16100	~~235.92~~	165.14	16100	~~235.92~~	165.14
20	26	42	92	20	45	5	20100	~~363.92~~	254.74	20100	~~363.92~~	254.74

P	●	●
M	●	●
K	●	●
N	○	○
S	●	●
H		
O		

SilverLine – End milling cutter

N | λ_s =37° 38° | γ_s = 9° | HPC

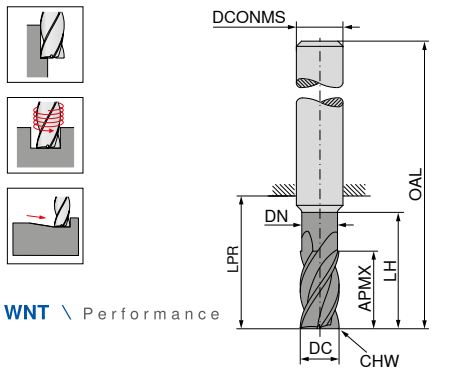

WNT \ Performance







≈DIN 6527





≈DIN 6527



DC e8	APMX	DN	LH	LPR	OAL	DCONMS h6	α°	ZEFP	50 994 ...	PG V0/5A		50 996 ...	PG V0/5A	
mm	mm	mm	mm	mm	mm	mm				£	£		£	£
6	13	5.8	19	21	57	6	45	5	06200	~~53.70~~	37.59	06200	~~53.70~~	37.59
8	21	7.7	25	27	63	8	45	5	08200	~~73.26~~	51.29	08200	~~73.26~~	51.29
10	22	9.7	30	32	72	10	45	5	10200	~~107.24~~	75.07	10200	~~107.24~~	75.07
12	26	11.6	36	38	83	12	45	5	12200	~~130.65~~	91.39	12200	~~130.65~~	91.39
16	36	15.5	42	44	92	16	45	5	16200	~~303.32~~	212.33	16200	~~303.32~~	212.33
20	41	19.5	52	54	104	20	45	5	20200	~~414.96~~	290.47	20200	~~414.96~~	290.47

P	●	●
M	●	●
K	●	●
N	○	○
S	●	●
H		
O		

SilverLine – End milling cutter with corner radius

N | λ_s =37° 38° | γ_s = 9° | HPC

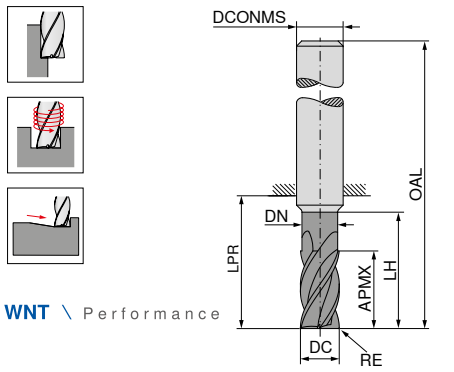

WNT \ Performance





Factory standard





Factory standard



DC e8	RE ±0,05	APMX	LPR	OAL	DCONMS h6	ZEFP	50 997 ...	PG V0/5A		50 998 ...	PG V0/5A	
mm	mm	mm	mm	mm	mm			£	£		£	£
6	0.2	13	21	57	6	5	06202	~~77.26~~	54.09	06202	~~77.26~~	54.09
6	0.5	13	21	57	6	5	06205	~~77.26~~	54.09	06205	~~77.26~~	54.09
6	1.0	13	21	57	6	5	06210	~~77.26~~	54.09	06210	~~77.26~~	54.09
8	0.2	21	27	63	8	5	08202	~~96.97~~	67.88	08202	~~96.97~~	67.88
8	0.5	21	27	63	8	5	08205	~~96.97~~	67.88	08205	~~96.97~~	67.88
8	1.0	21	27	63	8	5	08210	~~96.97~~	67.88	08210	~~96.97~~	67.88
8	1.5	21	27	63	8	5	08215	~~96.97~~	67.88	08215	~~96.97~~	67.88
10	0.2	22	32	72	10	5	10202	~~121.09~~	84.76	10202	~~121.09~~	84.76
10	0.5	22	32	72	10	5	10205	~~121.09~~	84.76	10205	~~121.09~~	84.76
10	1.0	22	32	72	10	5	10210	~~121.09~~	84.76	10210	~~121.09~~	84.76
10	1.5	22	32	72	10	5	10215	~~121.09~~	84.76	10215	~~121.09~~	84.76
10	1.6	22	32	72	10	5	10216	~~121.09~~	84.76	10216	~~121.09~~	84.76
10	2.0	22	32	72	10	5	10220	~~121.09~~	84.76	10220	~~121.09~~	84.76
12	0.3	26	38	83	12	5	12203	~~187.02~~	130.92	12203	~~187.02~~	130.92
12	0.5	26	38	83	12	5	12205	~~187.02~~	130.92	12205	~~187.02~~	130.92
12	1.0	26	38	83	12	5	12210	~~187.02~~	130.92	12210	~~187.02~~	130.92
12	1.5	26	38	83	12	5	12215	~~187.02~~	130.92	12215	~~187.02~~	130.92
12	1.6	26	38	83	12	5	12216	~~187.02~~	130.92	12216	~~187.02~~	130.92
12	2.0	26	38	83	12	5	12220	~~187.02~~	130.92	12220	~~187.02~~	130.92
12	2.5	26	38	83	12	5	12225	~~187.02~~	130.92	12225	~~187.02~~	130.92
16	0.3	36	44	92	16	5	16203	~~282.93~~	198.05	16203	~~282.93~~	198.05
16	0.5	36	44	92	16	5	16205	~~282.93~~	198.05	16205	~~282.93~~	198.05
16	1.0	36	44	92	16	5	16210	~~282.93~~	198.05	16210	~~282.93~~	198.05
16	1.5	36	44	92	16	5	16215	~~282.93~~	198.05	16215	~~282.93~~	198.05
16	1.6	36	44	92	16	5	16216	~~282.93~~	198.05	16216	~~282.93~~	198.05
16	2.0	36	44	92	16	5	16220	~~282.93~~	198.05	16220	~~282.93~~	198.05
16	2.5	36	44	92	16	5	16225	~~282.93~~	198.05	16225	~~282.93~~	198.05
16	3.0	36	44	92	16	5	16230	~~282.93~~	198.05	16230	~~282.93~~	198.05
20	0.3	41	54	104	20	5	20203	~~423.73~~	296.62	20203	~~423.73~~	296.62
20	0.5	41	54	104	20	5	20205	~~423.73~~	296.62	20205	~~423.73~~	296.62
20	1.0	41	54	104	20	5	20210	~~423.73~~	296.62	20210	~~423.73~~	296.62
20	1.5	41	54	104	20	5	20215	~~423.73~~	296.62	20215	~~423.73~~	296.62
20	1.6	41	54	104	20	5	20216	~~423.73~~	296.62	20216	~~423.73~~	296.62
20	2.0	41	54	104	20	5	20220	~~423.73~~	296.62	20220	~~423.73~~	296.62
20	2.5	41	54	104	20	5	20225	~~423.73~~	296.62	20225	~~423.73~~	296.62
20	3.0	41	54	104	20	5	20230	~~423.73~~	296.62	20230	~~423.73~~	296.62
20	4.0	41	54	104	20	5	20240	~~423.73~~	296.62	20240	~~423.73~~	296.62

P	●	●
M	●	●
K	●	●
N	○	○
S	●	●
H		
O		

SilverLine – High Accuracy Finish Milling Cutter

▲ max. taper of 0.008 mm for high precision and parallelism of vertical walls
▲ Tool with cutting edge correction

N | λ_s =48° 50° | γ_s =13°

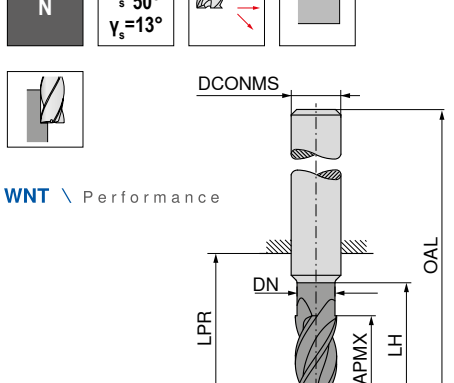

WNT \ Performance







≈DIN 6527





Factory standard



DC f8	APMX	DN	LH	LPR	OAL	DCONMS h5	ZEFP	50 991 ...	PG V0/5A		50 991 ...	PG V0/5A	
mm	mm	mm	mm	mm	mm	mm			£	£		£	£
6	13	5.6	19	21	57	6	6	06700	~~98.48~~	68.88			
6	13	5.8	18	22	58	6	6	06200	~~98.46~~	68.92			
6	13	5.8	27	31	67	6	6				06400	~~133.50~~	93.44
6	13	5.8	36	40	76	6	6				06900	~~166.76~~	116.73
6	15	5.6	42	44	80	6	6				90000	~~133.44~~	93.41
8	19	7.6	25	27	63	8	6	08700	~~113.02~~	79.12			
8	13	7.7	24	28	64	8	6	08200	~~112.62~~	78.83			
8	17	7.7	36	40	76	8	6				08400	~~165.14~~	115.60
8	17	7.7	48	53	89	8	6				08900	~~206.42~~	144.50
8	20	7.6	62	64	100	8	6				90100	~~164.92~~	115.44
10	22	9.6	30	32	72	10	6	10700	~~193.60~~	135.52			
10	16	9.7	30	34	74	10	6	10200	~~194.13~~	135.89			
10	21	9.7	45	49	89	10	6				10400	~~247.47~~	173.23
10	25	9.6	58	60	100	10	6				10900	~~246.78~~	172.75
10	21	9.7	60	64	104	10	6				90200	~~309.29~~	216.49
12	26	11.5	36	38	83	12	6	12700	~~263.35~~	183.65			
12	19	11.6	36	40	85	12	6	12200	~~263.05~~	184.13			
12	25	11.6	54	58	103	12	6				12400	~~383.05~~	268.13
12	30	11.5	73	75	120	12	6				12900	~~393.54~~	267.78
12	25	11.6	72	76	121	12	6				90300	~~478.64~~	335.05
16	32	15.0	42	44	92	16	6	16700	~~489.20~~	342.45			
16	25	15.5	48	52	100	16	6	16200	~~489.39~~	342.57			
16	33	15.5	72	76	124	16	6				16400	~~674.15~~	471.90
16	33	15.5	96	100	148	16	6				16900	~~842.65~~	589.85
16	40	15.0	100	102	150	16	6				90400	~~673.46~~	471.42
20	38	19.0	52	54	104	20	6	20700	~~704.81~~	493.37			
20	32	19.5	60	64	114	20	6	20200	~~705.16~~	493.61			
20	42	19.5	90	94	144	20	6				20400	~~928.38~~	649.87
20	50	19.0	98	100	150	20	6				20900	~~928.03~~	649.62
20	42	19.5	120	124	174	20	6				90500	~~1,160.41~~	812.29
25	40	24.5	75	80	136	25	6	25200	~~883.17~~	618.22			
25	52	24.5	113	118	174	25	6				25400	~~1,161.63~~	813.14
25	52	24.5	150	154	210	25	6				25900	~~1,452.05~~	1,016.43

P	●	●
M	●	●
K	○	○
N	○	○
S	●	●
H		
O		

SilverLine – Ball Nosed Cutter

N | λ_s=30° γ_s= 6°

WNT \ Performance

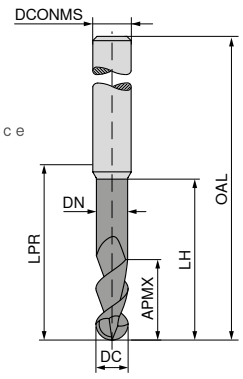

UKS DPB72S DRAGONSKIN



Factory standard



UKS DPB72S DRAGONSKIN



Factory standard

DC f8 mm	APMX mm	DN mm	LH mm	LPR mm	OAL mm	DCONMS h6 mm	ZEFP	50 963 ...	PG V0/5A £	£
3	4	2.8	10.0	14	50	6	2	03115	~~84.02~~	58.82
3	7	3.0	8.8	24	60	6	2	03415	~~112.72~~	78.91
4	8	3.8	12.0	18	54	6	2	04120	~~84.02~~	58.82
4	10	4.0	12.5	39	75	6	2	04420	~~112.72~~	78.91
5	9	4.8	16.0	18	54	6	2	05125	~~84.02~~	58.82
5	12	5.0	15.0	39	75	6	2	05425	~~117.23~~	82.06
6	10	5.7	16.0	18	54	6	2	06130	~~84.02~~	58.82
6	12	6.0	15.0	64	100	6	2	06430	~~135.76~~	95.03
7	11	6.6	20.0	22	58	8	2	07135	~~102.28~~	71.59
8	12	7.6	20.0	22	58	8	2	08140	~~102.28~~	71.59
8	14	8.0	17.5	64	100	8	2	08440	~~158.69~~	111.09
10	14	9.6	24.0	26	66	10	2	10150	~~127.99~~	89.52
10	18	10.0	22.5	60	100	10	2	10450	~~215.77~~	151.04
12	16	11.5	26.0	28	73	12	2	12160	~~185.84~~	130.07
12	22	12.0	27.5	55	100	12	2	12460	~~278.30~~	194.81
14	18	13.3	28.0	30	75	14	2	14170	~~215.77~~	151.04
14	26	14.0	32.5	75	120	14	2	14470	~~443.83~~	310.68
16	22	15.2	32.0	34	82	16	2	16180	~~273.78~~	191.64
16	30	16.0	37.5	102	150	16	2	16480	~~597.96~~	418.57
18	24	17.1	34.0	36	84	18	2	18190	~~451.10~~	315.77
20	26	19.0	40.0	42	92	20	2	20110	~~451.10~~	315.77
20	38	20.0	47.5	100	150	20	2	20410	~~702.43~~	554.70

	50 963 ...	50 963 ...
P	●	●
M		
K	●	●
N	○	○
S		
H	○	○
O		

SilverLine – Ball Nosed Cutter

N | λ_s=35° 38° γ_s= 7°

WNT \ Performance

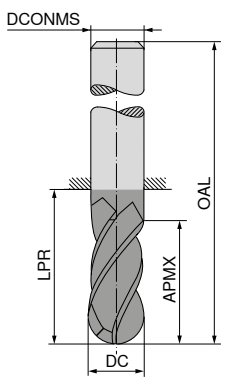

UKS DPB72S DRAGONSKIN



Factory standard



DC f8 mm	APMX mm	LPR mm	OAL mm	DCONMS h6 mm	ZEFP	50 990 ...	PG V0/5A £	£
4	11	21	57	6	4	04220	~~81.00~~	57.26
5	13	21	57	6	4	05225	~~81.00~~	57.26
6	13	21	57	6	4	06230	~~95.70~~	66.99
8	19	36	72	8	4	08280	~~118.58~~	83.01
10	22	32	72	10	4	10250	~~149.71~~	104.80
12	26	38	83	12	4	12260	~~236.91~~	165.84
16	32	44	92	16	4	16280	~~349.63~~	244.74
20	38	54	104	20	4	20210	~~506.70~~	354.69

	50 990 ...
P	●
M	○
K	●
N	○
S	
H	
O	

SilverLine – NC deburring cutter

▲ High performance 5 flute chamfering tool

N | λ_s=0° γ_s=5°

WNT \ Performance

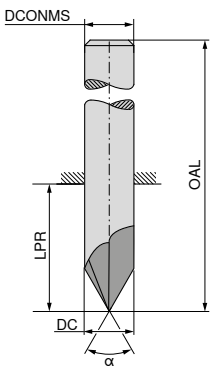

UKS DPB72S DRAGONSKIN



α = 60°
Factory standard

UKS DPB72S DRAGONSKIN



α = 60°
Factory standard

UKS DPB72S DRAGONSKIN



α = 90°
Factory standard

UKS DPB72S DRAGONSKIN



α = 90°
Factory standard

DC h6 mm	OAL mm	LPR mm	DCONMS h6 mm	ZEFP	50 562 ...	PG V1 £	£	50 563 ...	PG V1 £	£	50 560 ...	PG V1 £	£	50 561 ...	PG V1 £	£
4	50	22	4	5	04000	~~47.50~~	30.87				04000	~~47.50~~	30.87			
6	55	19	6	5	06000	~~52.21~~	33.94	06000	~~52.21~~	33.94	06000	~~52.21~~	33.94	06000	~~52.21~~	33.94
8	58	22	8	5	08000	~~68.02~~	44.22	08000	~~68.02~~	44.22	08000	~~68.02~~	44.22	08000	~~68.02~~	44.22
10	60	20	10	5	10000	~~80.87~~	52.57	10000	~~80.87~~	52.57	10000	~~80.87~~	52.57	10000	~~80.87~~	52.57
12	70	25	12	5	12000	~~103.32~~	67.16	12000	~~103.32~~	67.16	12000	~~103.32~~	67.16	12000	~~103.32~~	67.16
16	80	32	16	5	16000	~~160.85~~	104.55	16000	~~160.85~~	104.55	16000	~~160.85~~	104.55	16000	~~160.85~~	104.55

	50 562 ...	50 563 ...	50 560 ...	50 561 ...
P	●	●	●	●
M	●	●	●	●
K	●	●	●	●
N				
S	●	●	●	●
H				
O				

Customer Service Centre
Freephone: 0800 073 2 073
Email: info.uk@ceratizit.com

Ordering via the Online Shop
http://cuttingtools.ceratizit.com



AluLine

With optimised coating and geometry for the effective machining of aluminium and non-ferrous metals

> Our AluLine milling cutter impresses with its outstanding coating. It achieves first-rate results even in dry machining.
>
> Product Manager CERATIZIT, Michael Wucher

First Choice for high performance Aluminium Milling

Solid carbide milling tools from CERATIZIT ensure you always do a good job: We have added milling tools for machining aluminium and non-ferrous metals to our product portfolio. This means you will now be able to find the ideal product for any application.

This AluLine milling cutter allows you to master even the toughest demands when working with aluminium and non-ferrous metals. This is all made possible thanks to the special geometry and the specifically tailored coating.

Advantages/benefits

- ▲ **Economical and process-secure machining of aluminium and non-ferrous metals.**
  Optimal performance thanks to the perfectly coordinated combination of geometry, substrate and coating.
- ▲ **Optimal/versatile tool selection for almost all applications in the machining of non-ferrous metals**
  The product portfolio has increased in size following the program extension and now offers access to around 2500 items.
- ▲ **Extremely long tool service life possible**
  Thanks to the wear-resistant DLC coating.

Cutting datas can be found in our main catalogue, Chapter 14 Solid Carbide milling cutters on page 414–419

AluLine – End milling cutter

▲ With polished chip flutes

W | λ_s=50° γ_s=8°

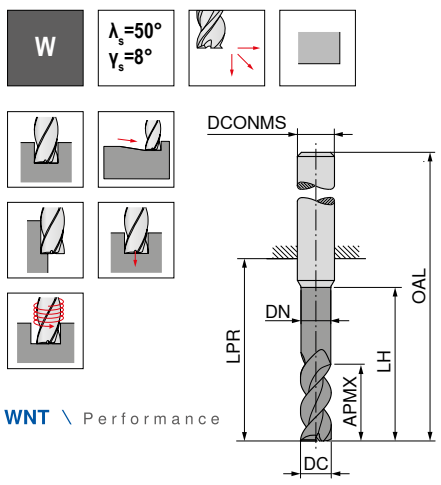

WNT \ Performance

UKS DLC DRAGONSKIN



UKS DLC DRAGONSKIN



Factory standard

Factory standard

DC h6 mm	APMX mm	DN mm	LH mm	LPR mm	OAL mm	DCONMS h6 mm	ZEFP	53 625 ...	PG V1/5B £	£	53 626 ...	PG V1/5B £	£
5.0	10.5	4.8	15	22	58	6	2	05100	~~65.73~~	42.73	05100	~~65.73~~	42.73
5.5	13.0	5.3	18	22	58	6	2	05600	~~76.94~~	50.00	05600	~~76.94~~	50.00
6.0	13.0	5.8	18	22	58	6	2	06100	~~74.12~~	48.18	06100	~~74.12~~	48.18
6.5	17.0	6.2	24	28	64	8	2	06600	~~82.51~~	53.64	06600	~~82.51~~	53.64
7.0	17.0	6.7	24	28	64	8	2	07100	~~81.11~~	52.72	07100	~~81.11~~	52.72
7.5	17.0	7.2	24	28	64	8	2	07600	~~79.70~~	51.81	07600	~~79.70~~	51.81
8.0	17.0	7.7	24	28	64	8	2	08100	~~78.32~~	50.91	08100	~~78.32~~	50.91
8.5	21.0	8.2	30	34	74	10	2	08600	~~121.66~~	79.08	08600	~~121.66~~	79.08
9.0	21.0	8.7	30	34	74	10	2	09100	~~118.85~~	77.26	09100	~~118.85~~	77.26
9.5	21.0	9.2	30	34	74	10	2	09600	~~116.07~~	75.44	09600	~~116.07~~	75.44
10.0	21.0	9.7	30	34	74	10	2	10100	~~113.26~~	73.62	10100	~~113.26~~	73.62
10.5	25.0	10.1	36	40	85	12	2	10600	~~162.22~~	105.45	10600	~~162.22~~	105.45
11.0	25.0	10.6	36	40	85	12	2	11100	~~159.42~~	103.62	11100	~~159.42~~	103.62
11.5	25.0	11.1	36	40	85	12	2	11600	~~155.24~~	100.90	11600	~~155.24~~	100.90
12.0	25.0	11.6	36	40	85	12	2	12100	~~159.42~~	103.62	12100	~~159.42~~	103.62
12.5	29.0	12.1	42	46	91	14	2				12600	~~218.16~~	141.80
13.0	29.0	12.6	42	46	91	14	2				13100	~~216.75~~	140.89
13.5	29.0	13.1	42	46	91	14	2				13600	~~215.35~~	139.98
14.0	29.0	13.6	42	46	91	14	2				14100	~~226.55~~	147.26
14.5	33.0	14.0	48	52	100	16	2				14600	~~296.46~~	192.70
15.0	33.0	14.5	48	52	100	16	2				15100	~~290.88~~	189.07
15.5	33.0	15.0	48	52	100	16	2				15600	~~283.38~~	184.52
16.0	33.0	15.5	48	52	100	16	2				16100	~~303.47~~	197.25
16.5	38.0	16.0	54	58	106	18	2				16600	~~380.38~~	247.25
17.0	38.0	16.5	54	58	106	18	2				17100	~~370.59~~	240.88
17.5	38.0	17.0	54	58	106	18	2				17600	~~360.79~~	234.51
18.0	38.0	17.5	54	58	106	18	2				18100	~~360.79~~	234.51
18.5	42.0	18.0	60	64	114	20	2				18600	~~462.86~~	300.86
19.0	42.0	18.5	60	64	114	20	2				19100	~~451.60~~	293.59
19.5	42.0	19.0	60	64	114	20	2				19600	~~440.50~~	286.32
20.0	42.0	19.5	60	64	114	20	2				20100	~~444.70~~	289.05

P		
M		
K		
N	•	•
S		
H		
O		

AluLine – End milling cutter

▲ With polished chip flutes

W | λ_s=45° γ_s= 7° | HPC

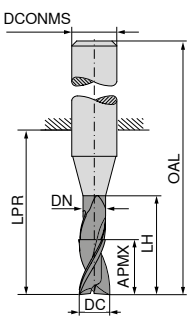

WNT \ Performance

UKS DLC DRAGONSKIN



UKS DLC DRAGONSKIN



Factory standard

Factory standard

DC h6 mm	APMX mm	DN mm	LH mm	LPR mm	OAL mm	DCONMS h6 mm	ZEFP	53 617 ...	PG V1/5B £	£	53 618 ...	PG V1/5B £	£
2.0	4.5	1.8	6.0	14	50	6	3	02100	~~61.54~~	40.01	02100	~~61.54~~	40.01
2.5	5.5	2.3	7.5	19	55	6	3	02600	~~60.14~~	39.09	02600	~~60.14~~	39.09
3.0	6.5	2.8	9.0	19	55	6	3	03100	~~61.54~~	40.01	03100	~~61.54~~	40.01
3.5	8.5	3.3	12.0	19	55	6	3	03600	~~64.32~~	41.81	03600	~~64.32~~	41.81
4.0	8.5	3.8	12.0	19	55	6	3	04100	~~64.32~~	41.81	04100	~~64.32~~	41.81
4.5	10.5	4.3	15.0	22	58	6	3	04600	~~78.32~~	50.91	04600	~~78.32~~	50.91
5.0	10.5	4.8	15.0	22	58	6	3	05100	~~69.03~~	45.45	05100	~~69.03~~	45.45
5.5	13.0	5.3	18.0	22	58	6	3	05600	~~79.70~~	51.81	05600	~~79.70~~	51.81
6.0	13.0	5.8	18.0	22	58	6	3	06100	~~74.12~~	48.18	06100	~~74.12~~	48.18
6.5	17.0	6.2	24.0	28	64	8	3	06600	~~86.71~~	56.36	06600	~~86.71~~	56.36
7.0	17.0	6.7	24.0	28	64	8	3	07100	~~83.91~~	54.54	07100	~~83.91~~	54.54
7.5	17.0	7.2	24.0	28	64	8	3	07600	~~82.51~~	53.64	07600	~~82.51~~	53.64
8.0	17.0	7.7	24.0	28	64	8	3	08100	~~81.11~~	52.72	08100	~~81.11~~	52.72
8.5	21.0	8.2	30.0	34	74	10	3	08600	~~125.85~~	81.80	08600	~~125.85~~	81.80
9.0	21.0	8.7	30.0	34	74	10	3	09100	~~123.06~~	79.99	09100	~~123.06~~	79.99
9.5	21.0	9.2	30.0	34	74	10	3	09600	~~120.26~~	78.17	09600	~~120.26~~	78.17
10.0	21.0	9.7	30.0	34	74	10	3	10100	~~117.46~~	76.35	10100	~~117.46~~	76.35
10.5	25.0	10.1	36.0	40	85	12	3	10600	~~169.21~~	109.99	10600	~~169.21~~	109.99
11.0	25.0	10.6	36.0	40	85	12	3	11100	~~166.42~~	108.17	11100	~~166.42~~	108.17
11.5	25.0	11.1	36.0	40	85	12	3	11600	~~160.82~~	104.53	11600	~~160.82~~	104.53
12.0	25.0	11.6	36.0	40	85	12	3	12100	~~166.42~~	108.17	12100	~~166.42~~	108.17
12.5	29.0	12.1	42.0	46	91	14	3				12600	~~218.16~~	141.80
13.0	29.0	12.6	42.0	46	91	14	3				13100	~~216.75~~	140.89
13.5	29.0	13.1	42.0	46	91	14	3				13600	~~215.35~~	139.98
14.0	29.0	13.6	42.0	46	91	14	3				14100	~~226.55~~	147.26
14.5	33.0	14.0	48.0	52	100	16	3				14600	~~296.46~~	192.70
15.0	33.0	14.5	48.0	52	100	16	3				15100	~~290.88~~	189.07
15.5	33.0	15.0	48.0	52	100	16	3				15600	~~283.38~~	184.52
16.0	33.0	15.5	48.0	52	100	16	3				16100	~~303.47~~	197.25
16.5	38.0	16.0	54.0	58	106	18	3				16600	~~380.38~~	247.25
17.0	38.0	16.5	54.0	58	106	18	3				17100	~~370.59~~	240.88
17.5	38.0	17.0	54.0	58	106	18	3				17600	~~360.79~~	234.51
18.0	38.0	17.5	54.0	58	106	18	3				18100	~~360.79~~	234.51
18.5	42.0	18.0	60.0	64	114	20	3				18600	~~462.86~~	300.86
19.0	42.0	18.5	60.0	64	114	20	3				19100	~~451.60~~	293.59
19.5	42.0	19.0	60.0	64	114	20	3				19600	~~440.50~~	286.32
20.0	42.0	19.5	60.0	64	114	20	3				20100	~~444.70~~	289.05

P		
M		
K		
N	•	•
S		
H		
O		

AluLine – End milling cutter

▲ With polished chip flutes

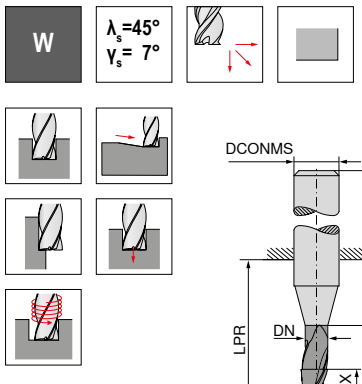



DC h6	APMX	DN	LH	LPR	OAL	DCONMS h6	ZEFP	53 617 ...	PG V1/5B		53 618 ...	PG V1/5B	
mm	mm	mm	mm	mm	mm	mm			£	£		£	£
2.0	5.5	1.8	10.0	19	55	6	3	02200	~~69.93~~	45.45	02200	~~69.93~~	45.45
2.5	6.5	2.3	12.5	22	58	6	3	02700	~~69.93~~	45.45	02700	~~69.93~~	45.45
3.0	8.0	2.8	15.0	22	58	6	3	03200	~~71.32~~	46.36	03200	~~71.32~~	46.36
3.5	10.5	3.3	20.0	26	62	6	3	03700	~~74.12~~	48.18	03700	~~74.12~~	48.18
4.0	10.5	3.8	20.0	26	62	6	3	04200	~~75.51~~	49.08	04200	~~75.51~~	49.08
4.5	13.0	4.3	25.0	34	70	6	3	04700	~~98.90~~	59.08	04700	~~98.90~~	59.08
5.0	13.0	4.8	25.0	34	70	6	3	05200	~~82.51~~	53.64	05200	~~82.51~~	53.64
5.5	16.0	5.3	30.0	34	70	6	3	05700	~~93.70~~	60.90	05700	~~93.70~~	60.90
6.0	16.0	5.8	30.0	34	70	6	3	06200	~~85.30~~	55.45	06200	~~85.30~~	55.45
6.5	21.0	6.2	40.0	44	80	8	3	06700	~~100.69~~	65.45	06700	~~100.69~~	65.45
7.0	21.0	6.7	40.0	44	80	8	3	07200	~~97.99~~	63.63	07200	~~97.99~~	63.63
7.5	21.0	7.2	40.0	44	80	8	3	07700	~~96.49~~	62.72	07700	~~96.49~~	62.72
8.0	21.0	7.7	40.0	44	80	8	3	08200	~~93.70~~	60.90	08200	~~93.70~~	60.90
8.5	26.0	8.2	50.0	54	94	10	3	08700	~~148.22~~	96.35	08700	~~148.22~~	96.35
9.0	26.0	8.7	50.0	54	94	10	3	09200	~~144.05~~	93.63	09200	~~144.05~~	93.63
9.5	26.0	9.2	50.0	54	94	10	3	09700	~~141.25~~	91.81	09700	~~141.25~~	91.81
10.0	26.0	9.7	50.0	54	94	10	3	10200	~~137.04~~	89.08	10200	~~137.04~~	89.08
10.5	31.0	10.1	60.0	64	109	12	3	10700	~~199.07~~	129.98	10700	~~199.07~~	129.98
11.0	31.0	10.6	60.0	64	109	12	3	11200	~~194.38~~	126.35	11200	~~194.38~~	126.35
11.5	31.0	11.1	60.0	64	109	12	3	11700	~~190.18~~	123.62	11700	~~190.18~~	123.62
12.0	31.0	11.6	60.0	64	109	12	3	12200	~~194.38~~	126.35	12200	~~194.38~~	126.35
12.5	36.0	12.1	70.0	74	119	14	3				12700	~~255.01~~	166.34
13.0	36.0	12.6	70.0	74	119	14	3				13200	~~254.50~~	165.43
13.5	36.0	13.1	70.0	74	119	14	3				13700	~~253.12~~	164.54
14.0	36.0	13.6	70.0	74	119	14	3				14200	~~264.31~~	171.79
14.5	41.0	14.0	80.0	84	132	16	3				14700	~~349.21~~	226.33
15.0	41.0	14.5	80.0	84	132	16	3				15200	~~341.22~~	221.79
15.5	41.0	15.0	80.0	84	132	16	3				15700	~~334.22~~	217.25
16.0	41.0	15.5	80.0	84	132	16	3				16200	~~355.20~~	230.88
16.5	47.0	16.0	90.0	94	142	18	3				16700	~~447.51~~	290.89
17.0	47.0	16.5	90.0	94	142	18	3				17200	~~436.31~~	283.60
17.5	47.0	17.0	90.0	94	142	18	3				17700	~~425.13~~	276.34
18.0	47.0	17.5	90.0	94	142	18	3				18200	~~423.71~~	275.41
18.5	52.0	18.0	100.0	104	154	20	3				18700	~~588.74~~	382.69
19.0	52.0	18.5	100.0	104	154	20	3				19200	~~573.35~~	372.68
19.5	52.0	19.0	100.0	104	154	20	3				19700	~~557.96~~	362.68
20.0	52.0	19.5	100.0	104	154	20	3				20200	~~560.76~~	364.50

P		
M		
K		
N	●	●
S		
H		
O		

AluLine – End milling cutter with corner radius

▲ With polished chip flutes

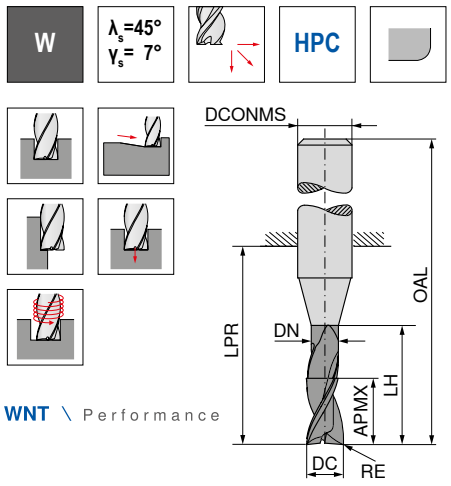





DC h6	RE ±0.05	APMX	DN	LH	LPR	OAL	DCONMS h6	ZEFP	53 710 ...	PG V1/5B		53 711 ...	PG V1/5B	
mm	mm	mm	mm	mm	mm	mm	mm			£	£		£	£
2	0.3	4.5	1.8	6	14	50	6	3	02103	~~62.92~~	40.90	02103	~~62.92~~	40.90
2	0.5	4.5	1.8	6	14	50	6	3	02105	~~62.92~~	40.90	02105	~~62.92~~	40.90
3	0.3	6.5	2.7	9	19	55	6	3	03103	~~64.32~~	41.81	03103	~~64.32~~	41.81
3	0.5	6.5	2.7	9	19	55	6	3	03105	~~64.32~~	41.81	03105	~~64.32~~	41.81
3	1.0	6.5	2.7	9	19	55	6	3	03110	~~64.32~~	41.81	03110	~~64.32~~	41.81
4	0.3	8.5	3.7	12	19	55	6	3	04103	~~68.52~~	44.54	04103	~~68.52~~	44.54
4	0.5	8.5	3.7	12	19	55	6	3	04105	~~68.52~~	44.54	04105	~~68.52~~	44.54
4	1.0	8.5	3.7	12	19	55	6	3	04110	~~68.52~~	44.54	04110	~~68.52~~	44.54
5	0.3	10.5	4.7	15	22	58	6	3	05103	~~74.12~~	49.08	05103	~~74.12~~	48.18
5	0.5	10.5	4.7	15	22	58	6	3	05105	~~74.12~~	49.08	05105	~~74.12~~	48.18
5	1.0	10.5	4.7	15	22	58	6	3	05110	~~74.12~~	49.08	05110	~~74.12~~	48.18
6	0.3	13.0	5.7	18	22	58	6	3	06103	~~78.32~~	50.91	06103	~~78.32~~	50.91
6	0.5	13.0	5.7	18	22	58	6	3	06105	~~78.32~~	50.91	06105	~~78.32~~	50.91
6	1.0	13.0	5.7	18	22	58	6	3	06110	~~78.32~~	50.91	06110	~~78.32~~	50.91
6	1.5	13.0	5.7	18	22	58	6	3	06115	~~78.32~~	50.91	06115	~~78.32~~	50.91
8	0.3	17.0	7.4	24	28	64	8	3	08103	~~85.30~~	55.45	08103	~~85.30~~	55.45
8	0.5	17.0	7.4	24	28	64	8	3	08105	~~85.30~~	55.45	08105	~~85.30~~	55.45
8	1.0	17.0	7.4	24	28	64	8	3	08110	~~85.30~~	55.45	08110	~~85.30~~	55.45
8	1.5	17.0	7.4	24	28	64	8	3	08115	~~85.30~~	55.45	08115	~~85.30~~	55.45
8	2.0	17.0	7.4	24	28	64	8	3	08120	~~85.30~~	55.45	08120	~~85.30~~	55.45
10	0.3	21.0	9.2	30	34	74	10	3	10103	~~124.46~~	80.90	10103	~~124.46~~	80.90
10	0.5	21.0	9.2	30	34	74	10	3	10105	~~124.46~~	80.90	10105	~~124.46~~	80.90
10	1.0	21.0	9.2	30	34	74	10	3	10110	~~124.46~~	80.90	10110	~~124.46~~	80.90
10	1.5	21.0	9.2	30	34	74	10	3	10115	~~124.46~~	80.90	10115	~~124.46~~	80.90
10	2.0	21.0	9.2	30	34	74	10	3	10120	~~124.46~~	80.90	10120	~~124.46~~	80.90
10	3.0	21.0	9.2	30	34	74	10	3	10130	~~124.46~~	80.90	10130	~~124.46~~	80.90
12	0.3	25.0	11.0	36	40	85	12	3	12103	~~176.19~~	114.52	12103	~~176.19~~	114.52
12	0.5	25.0	11.0	36	40	85	12	3	12105	~~176.19~~	114.52	12105	~~176.19~~	114.52
12	1.0	25.0	11.0	36	40	85	12	3	12110	~~176.19~~	114.52	12110	~~176.19~~	114.52
12	1.5	25.0	11.0	36	40	85	12	3	12115	~~176.19~~	114.52	12115	~~176.19~~	114.52
12	2.0	25.0	11.0	36	40	85	12	3	12120	~~176.19~~	114.52	12120	~~176.19~~	114.52
12	3.0	25.0	11.0	36	40	85	12	3	12130	~~176.19~~	114.52	12130	~~176.19~~	114.52
12	4.0	25.0	11.0	36	40	85	12	3	12140	~~176.19~~	114.52	12140	~~176.19~~	114.52
16	0.3	33.0	15.0	48	52	100	16	3				16103	~~284.09~~	182.70
16	0.5	33.0	15.0	48	52	100	16	3				16105	~~284.09~~	182.70
16	1.0	33.0	15.0	48	52	100	16	3				16110	~~284.09~~	182.70
16	1.5	33.0	15.0	48	52	100	16	3				16115	~~284.09~~	182.70
16	2.0	33.0	15.0	48	52	100	16	3				16120	~~284.09~~	182.70
16	3.0	33.0	15.0	48	52	100	16	3				16130	~~284.09~~	182.70
16	4.0	33.0	15.0	48	52	100	16	3				16140	~~284.09~~	182.70
20	0.5	42.0	19.0	60	64	114	20	3				20105	~~434.90~~	282.68
20	1.0	42.0	19.0	60	64	114	20	3				20110	~~434.90~~	282.68
20	1.5	42.0	19.0	60	64	114	20	3				20115	~~434.90~~	282.68
20	2.0	42.0	19.0	60	64	114	20	3				20120	~~434.90~~	282.68
20	3.0	42.0	19.0	60	64	114	20	3				20130	~~434.90~~	282.68
20	4.0	42.0	19.0	60	64	114	20	3				20140	~~434.90~~	282.68

P		
M		
K		
N	●	●
S		
H		
O		

AluLine – NC deburring cutter

▲ Point angle α = 90°

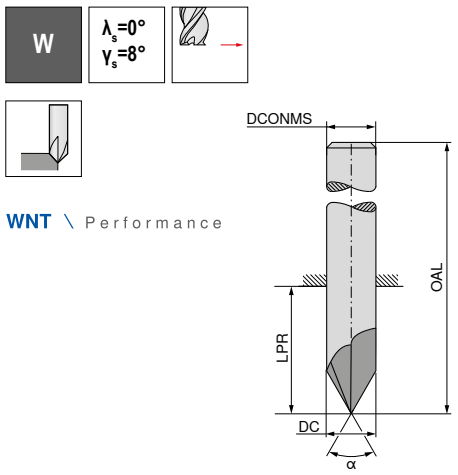









DC h6	OAL	LPR	DCONMS h6	ZEFP	53 662 ...	PG V1		53 663 ...	PG V1		53 660 ...	PG V1		53 661 ...	PG V1	
mm	mm	mm	mm			£	£		£	£		£	£		£	£
4	50	22	4	4	04000	~~45.11~~	29.32				04000	~~45.11~~	29.32			
6	55	19	6	4	06000	~~49.58~~	32.23	06000	~~49.58~~	32.23	06000	~~49.58~~	32.23	06000	~~49.58~~	32.23
8	58	22	8	4	08000	~~57.66~~	37.48	08000	~~57.66~~	37.48	08000	~~57.66~~	37.48	08000	~~57.66~~	37.48
10	60	20	10	4	10000	~~79.87~~	51.92	10000	~~79.87~~	51.92	10000	~~79.87~~	51.92	10000	~~79.87~~	51.92
12	70	25	12	4	12000	~~90.07~~	58.54	12000	~~90.07~~	58.54	12000	~~90.07~~	58.54	12000	~~90.07~~	58.54
16	80	32	16	4	16000	~~146.80~~	95.42	16000	~~146.80~~	95.42	16000	~~146.80~~	95.42	16000	~~146.80~~	95.42

P				
M				
K				
N	●	●	●	●
S				
H				
O	●	●	●	●

Customer Service Centre
Freephone: 0800 073 2 073
Email: info.uk@ceratizit.com

Ordering via the Online Shop
http://cuttingtools.ceratizit.com

CircularLine

Universal tool with 5 or 6 flutes for smooth operation and high material removal rate



Tools with chip breakers for optimum chip removal

DRAGONSKIN



CircularLine – End milling cutter with corner radius

▲ Chip breaker 0.9 x DC
▲ Cutting depth: 5 x DC

CCR UNI | λ_s = 35° 36° | γ_s = 9° | HPC

WNT \ Performance

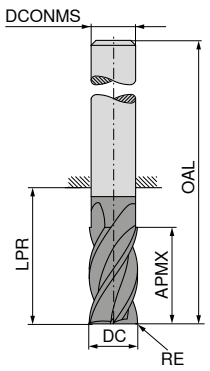

DPX72S

DRAGONSKIN



Factory standard

DC e8 mm	RE ±0,05 mm	APMX mm	LPR mm	OAL mm	DCONMS h6 mm	ZEFP	53 593 ...	£	£
6	0.2	31	39	75	6	5	06402	~~106.14~~	68.99
6	1.0	31	39	75	6	5	06410	~~106.14~~	68.99
6	1.5	31	39	75	6	5	06415	~~106.14~~	68.99
8	0.2	41	49	85	8	5	08402	~~122.36~~	79.54
8	1.0	41	49	85	8	5	08410	~~122.36~~	79.54
8	1.5	41	49	85	8	5	08415	~~122.36~~	79.54
8	2.0	41	49	85	8	5	08420	~~122.36~~	79.54
10	0.2	51	60	100	10	5	10402	~~168.94~~	109.81
10	1.0	51	60	100	10	5	10410	~~168.94~~	109.81
10	1.5	51	60	100	10	5	10415	~~168.94~~	109.81
10	1.6	51	60	100	10	5	10416	~~168.94~~	109.81
10	2.0	51	60	100	10	5	10420	~~168.94~~	109.81
12	0.2	61	70	115	12	5	12402	~~209.41~~	136.12
12	1.0	61	70	115	12	5	12410	~~209.41~~	136.12
12	1.5	61	70	115	12	5	12415	~~209.41~~	136.12
12	1.6	61	70	115	12	5	12416	~~209.41~~	136.12
12	2.0	61	70	115	12	5	12420	~~209.41~~	136.12
12	3.0	61	70	115	12	5	12430	~~209.41~~	136.12
14	0.2	71	81	126	14	5	14402	~~209.41~~	136.12
14	1.0	71	81	126	14	5	14410	~~430.15~~	279.60
14	1.5	71	81	126	14	5	14415	~~430.15~~	279.60
14	1.6	71	81	126	14	5	14416	~~430.15~~	279.60
14	2.0	71	81	126	14	5	14420	~~430.15~~	279.60
14	3.0	71	81	126	14	5	14430	~~430.15~~	279.60
16	0.2	81	92	140	16	5	16402	~~425.56~~	276.61
16	1.0	81	92	140	16	5	16410	~~425.56~~	276.61
16	1.5	81	92	140	16	5	16415	~~425.56~~	276.61
16	1.6	81	92	140	16	5	16416	~~425.56~~	276.61
16	2.0	81	92	140	16	5	16420	~~425.56~~	276.61
16	3.0	81	92	140	16	5	16430	~~425.56~~	276.61
16	4.0	81	92	140	16	5	16440	~~425.56~~	276.61
18	0.2	91	102	150	18	5	18402	~~486.68~~	316.35
18	1.0	91	102	150	18	5	18410	~~486.68~~	316.35
18	1.5	91	102	150	18	5	18415	~~486.68~~	316.35
18	1.6	91	102	150	18	5	18416	~~486.68~~	316.35
18	2.0	91	102	150	18	5	18420	~~486.68~~	316.35
18	3.0	91	102	150	18	5	18430	~~486.68~~	316.35
18	4.0	91	102	150	18	5	18440	~~486.68~~	316.35
20	0.2	102	113	163	20	5	20402	~~587.66~~	381.98
20	1.0	102	113	163	20	5	20410	~~587.66~~	381.98
20	1.5	102	113	163	20	5	20415	~~587.66~~	381.98
20	1.6	102	113	163	20	5	20416	~~587.66~~	381.98
20	2.0	102	113	163	20	5	20420	~~587.66~~	381.98
20	3.0	102	113	163	20	5	20430	~~587.66~~	381.98
20	4.0	102	113	163	20	5	20440	~~587.66~~	381.98

P	●
M	○
K	●
N	
S	○
H	
O	

CircularLine – End milling cutter with corner radius

▲ Chip breaker 0.9 x DC
▲ Cutting depth: 3 x DC

CCR UNI | λ_s = 30° 31° | γ_s = 8° | HPC

WNT \ Performance

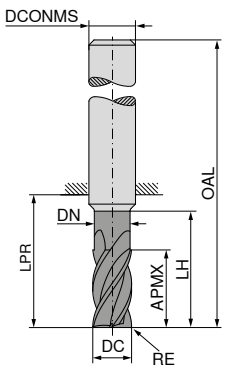

UKS

DPX72S

DRAGONSKIN



Factory standard

DC e8 mm	RE ±0,05 mm	APMX mm	DN mm	LH mm	LPR mm	OAL mm	DCONMS h6 mm	ZEFP	53 642 ...	£	£
6	0.2	19	5.8	25	27	63	6	6	06202	~~70.07~~	45.55
6	1.0	19	5.8	25	27	63	6	6	06210	~~71.56~~	46.51
6	1.5	19	5.8	25	27	63	6	6	06215	~~71.56~~	46.51
8	0.2	25	7.7	33	35	71	8	6	08202	~~90.94~~	59.11
8	1.0	25	7.7	33	35	71	8	6	08210	~~93.94~~	61.06
8	1.5	25	7.7	33	35	71	8	6	08215	~~93.94~~	61.06
8	2.0	25	7.7	33	35	71	8	6	08220	~~93.94~~	61.06
10	0.2	31	9.7	41	43	83	10	6	10202	~~128.21~~	83.33
10	1.0	31	9.7	41	43	83	10	6	10210	~~131.18~~	85.26
10	1.5	31	9.7	41	43	83	10	6	10215	~~131.18~~	85.26
10	1.6	31	9.7	41	43	83	10	6	10216	~~131.18~~	85.26
10	2.0	31	9.7	41	43	83	10	6	10220	~~131.18~~	85.26
12	0.2	37	11.6	47	49	94	12	6	12202	~~150.57~~	97.87
12	1.0	37	11.6	47	49	94	12	6	12210	~~155.04~~	100.78
12	1.5	37	11.6	47	49	94	12	6	12215	~~155.04~~	100.78
12	1.6	37	11.6	47	49	94	12	6	12216	~~155.04~~	100.78
12	2.0	37	11.6	47	49	94	12	6	12220	~~155.04~~	100.78
12	3.0	37	11.6	47	49	94	12	6	12230	~~155.04~~	100.78
16	0.2	49	15.5	61	63	111	16	6	16202	~~311.59~~	202.54
16	1.0	49	15.5	61	63	111	16	6	16210	~~314.56~~	204.47
16	1.5	49	15.5	61	63	111	16	6	16215	~~314.56~~	204.47
16	1.6	49	15.5	61	63	111	16	6	16216	~~314.56~~	204.47
16	2.0	49	15.5	61	63	111	16	6	16220	~~314.56~~	204.47
16	3.0	49	15.5	61	63	111	16	6	16230	~~314.56~~	204.47
16	4.0	49	15.5	61	63	111	16	6	16240	~~314.56~~	204.47
20	0.2	61	19.5	75	77	127	20	6	20202	~~436.84~~	283.94
20	1.0	61	19.5	75	77	127	20	6	20210	~~441.26~~	286.82
20	1.5	61	19.5	75	77	127	20	6	20215	~~441.26~~	286.82
20	1.6	61	19.5	75	77	127	20	6	20216	~~441.26~~	286.82
20	2.0	61	19.5	75	77	127	20	6	20220	~~441.26~~	286.82
20	3.0	61	19.5	75	77	127	20	6	20230	~~441.26~~	286.82
20	4.0	61	19.5	75	77	127	20	6	20240	~~441.26~~	286.82

P	●
M	○
K	●
N	
S	○
H	
O	

Trochoidal milling

When programming the various CAM systems different information is required.

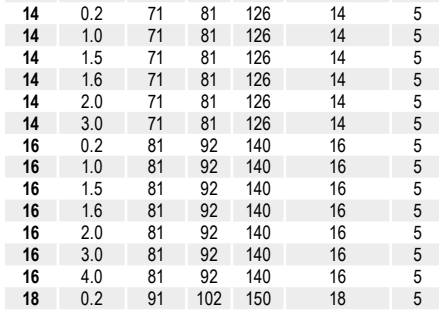

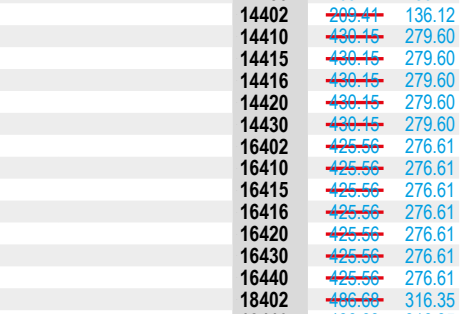

Features & benefits of trochoidal milling

▲ reduced tool wear
▲ higher material removal rate than HPC machining possible
▲ spindle and machine-friendly
▲ suitable for low-power machines
▲ suitable for thin-walled components and unstable workpiece clamping

Calculation of the average chip thickness

$$h_m \approx f_z \sqrt{\frac{a_e}{DC}} \qquad f_z \approx h_m \sqrt{\frac{DC}{a_e}}$$

$a_{e\,max}$ = maximum lateral infeed (depending on the material to be machined)
f_z = maximum feed per tooth
h_m = average chip thickness
DC = tool diameter

CircularLine – End milling cutter with corner radius

▲ Chip breaker 0.9 x DC
▲ Cutting depth: 2 x DC

CCR UNI | λ_s=30° 31° | γ_s= 8° | HPC

WNT \ Performance

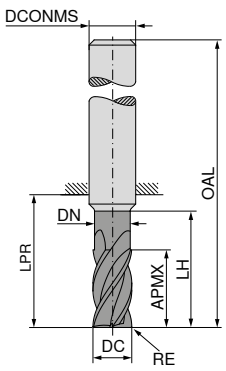

UKS | DPX72S | DRAGONSKIN





Factory standard



DC e8 mm	OAL mm	RE ±0,05 mm	APMX mm	DN mm	LH mm	LPR mm	DCONMS h6 mm	ZEFP	53 586 ...	PG V1/5B £	£
6	57	1.0	13	5.8	19	21	6	6	06010	~~71.89~~	46.72
6	57	0.2	13	5.8	19	21	6	6	06002	~~71.40~~	46.47
6	57	1.5	13	5.8	19	21	6	6	06015	~~71.89~~	46.72
8	63	1.5	21	7.7	25	27	8	6	08015	~~95.45~~	62.04
8	63	1.0	21	7.7	25	27	8	6	08010	~~95.45~~	62.04
8	63	2.0	21	7.7	25	27	8	6	08020	~~95.45~~	62.04
10	72	1.5	22	9.7	30	32	10	6	10015	~~123.07~~	80.00
10	72	0.2	22	9.7	30	32	10	6	10002	~~119.70~~	77.86
10	72	1.0	22	9.7	30	32	10	6	10010	~~123.07~~	80.00
10	72	1.6	22	9.7	30	32	10	6	10016	~~123.07~~	80.00
10	72	2.0	22	9.7	30	32	10	6	10020	~~123.07~~	80.00
12	83	1.5	26	11.6	36	38	12	6	12015	~~154.76~~	100.59
12	83	0.2	26	11.6	36	38	12	6	12002	~~154.05~~	100.13
12	83	1.0	26	11.6	36	38	12	6	12010	~~154.76~~	100.59
12	83	1.6	26	11.6	36	38	12	6	12016	~~154.76~~	100.59
12	83	2.0	26	11.6	36	38	12	6	12020	~~154.76~~	100.59
12	83	3.0	26	11.6	36	38	12	6	12030	~~154.76~~	100.59
16	92	4.0	36	15.5	42	44	16	6	16040	~~320.20~~	208.13
16	92	0.2	36	15.5	42	44	16	6	16002	~~307.26~~	199.72
16	92	1.0	36	15.5	42	44	16	6	16010	~~331.31~~	215.35
16	92	1.5	36	15.5	42	44	16	6	16015	~~320.20~~	208.13
16	92	1.6	36	15.5	42	44	16	6	16016	~~320.20~~	208.13
16	92	2.0	36	15.5	42	44	16	6	16020	~~320.20~~	208.13
16	92	3.0	36	15.5	42	44	16	6	16030	~~320.20~~	208.13
20	104	1.6	41	19.5	52	54	20	6	20016	~~446.24~~	290.06
20	104	0.2	41	19.5	52	54	20	6	20002	~~441.78~~	287.15
20	104	1.0	41	19.5	52	54	20	6	20010	~~446.24~~	290.06
20	104	1.5	41	19.5	52	54	20	6	20015	~~446.24~~	290.06
20	104	2.0	41	19.5	52	54	20	6	20020	~~446.24~~	290.06
20	104	3.0	41	19.5	52	54	20	6	20030	~~446.24~~	290.06
20	104	4.0	41	19.5	52	54	20	6	20040	~~446.24~~	290.06

P	●
M	○
K	●
N	
S	○
H	
O	

CircularLine – End milling cutter with corner radius

▲ Chip breaker 0.9 x DC
▲ Cutting depth: 4 x DC

CCR UNI | λ_s=35° 36° | γ_s= 9° | HPC

WNT \ Performance

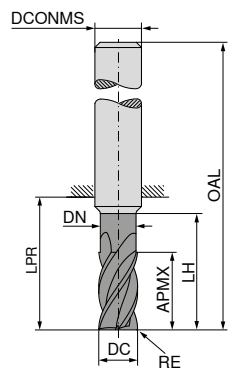

UKS | DPX72S | DRAGONSKIN





Factory standard

DC e8 mm	OAL mm	RE ±0,05 mm	APMX mm	DN mm	LH mm	LPR mm	DCONMS h6 mm	ZEFP	53 593 ...	PG V1/5B £	£
6	67	1.5	25	5.8	29	31	6	5	06015	~~74.53~~	48.44
6	67	0.2	25	5.8	29	31	6	5	06002	~~73.05~~	47.49
8	76	1.5	33	7.7	38	40	8	5	08015	~~95.42~~	62.02
8	76	1.0	33	7.7	38	40	8	5	08010	~~95.42~~	62.02
8	76	2.0	33	7.7	38	40	8	5	08020	~~95.42~~	62.02
8	76	0.2	33	7.7	38	40	8	5	08002	~~93.94~~	61.06
10	89	1.5	41	9.7	47	49	10	5	10015	~~132.69~~	86.25
10	89	1.0	41	9.7	47	49	10	5	10010	~~132.69~~	86.25
10	89	1.6	41	9.7	47	49	10	5	10016	~~132.69~~	86.25
10	89	2.0	41	9.7	47	49	10	5	10020	~~132.69~~	86.25
10	89	0.2	41	9.7	47	49	10	5	10002	~~129.71~~	84.31
12	102	1.0	49	11.6	55	57	12	5	12010	~~162.50~~	105.62
12	102	1.5	49	11.6	55	57	12	5	12015	~~162.50~~	105.62
12	102	1.6	49	11.6	55	57	12	5	12016	~~162.50~~	105.62
12	102	2.0	49	11.6	55	57	12	5	12020	~~162.50~~	105.62
12	102	3.0	49	11.6	55	57	12	5	12030	~~162.50~~	105.62
12	102	0.2	49	11.6	55	57	12	5	12002	~~158.03~~	102.72
16	123	1.6	65	15.5	73	75	16	5	16016	~~323.51~~	210.28
16	123	1.0	65	15.5	73	75	16	5	16010	~~323.51~~	210.28
16	123	1.5	65	15.5	73	75	16	5	16015	~~323.51~~	210.28
16	123	2.0	65	15.5	73	75	16	5	16020	~~323.51~~	210.28
16	123	3.0	65	15.5	73	75	16	5	16030	~~323.51~~	210.28
16	123	4.0	65	15.5	73	75	16	5	16040	~~323.51~~	210.28
16	123	0.2	65	15.5	73	75	16	5	16002	~~317.55~~	206.41
20	143	2.0	82	19.5	91	93	20	5	20020	~~454.70~~	295.56
20	143	1.0	82	19.5	91	93	20	5	20010	~~454.70~~	295.56
20	143	1.5	82	19.5	91	93	20	5	20015	~~454.70~~	295.56
20	143	1.6	82	19.5	91	93	20	5	20016	~~454.70~~	295.56
20	143	3.0	82	19.5	91	93	20	5	20030	~~454.70~~	295.56
20	143	4.0	82	19.5	91	93	20	5	20040	~~454.70~~	295.56
20	143	0.2	82	19.5	91	93	20	5	20002	~~447.25~~	290.71

P	●
M	○
K	●
N	
S	○
H	
O	

CircularLine – End milling cutter

▲ Chip breaker 0,9 x DC
▲ Cutting depth: 4 x DC

CCR UNI | λ_s=35° 36° | γ_s= 8° | HPC

WNT \ Performance

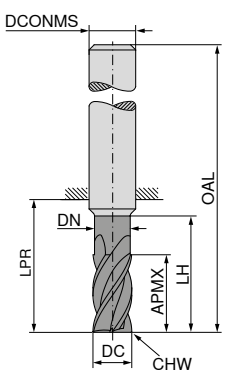

UKS | DPX72S | DRAGONSKIN





Factory standard



DC e8 mm	OAL mm	APMX mm	DN mm	LH mm	LPR mm	DCONMS h6 mm	CHW mm	ZEFP	53 589 ...	PG V1/5B £	£
6	67	25	5.8	29	31	6	0.2	5	060	~~73.05~~	47.49
8	76	33	7.7	38	40	8	0.2	5	080	~~93.94~~	61.06
10	89	41	9.7	47	49	10	0.2	5	100	~~129.71~~	84.31
12	102	49	11.6	55	57	12	0.2	5	120	~~158.03~~	102.72
16	123	65	15.5	73	75	16	0.2	5	160	~~317.55~~	206.41
20	143	82	19.5	91	93	20	0.2	5	200	~~447.25~~	290.71

P	●
M	○
K	●
N	
S	○
H	
O	



Customer Service Centre
Freephone: 0800 073 2 073
Email: info.uk@ceratizit.com

Ordering via the Online Shop
http://cuttingtools.ceratizit.com



TI 1000 STANDARD LINE



End milling cutter

N | λ_s = 35° 38° | γ_s = 9° | HPC

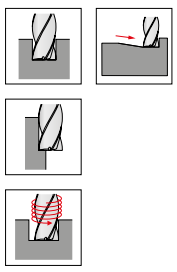

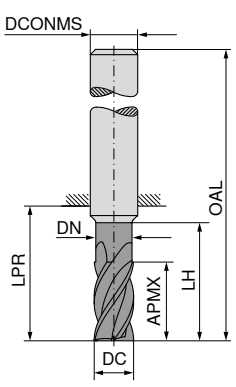

WNT \ Standard

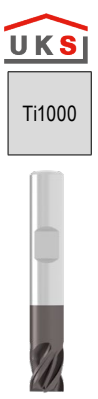





≈DIN 6527

≈DIN 6527

≈DIN 6527

DC h10 mm	APMX mm	DN mm	LH mm	LPR mm	OAL mm	DCONMS h6 mm	ZEFP	54 070 ...	£	£	54 070 ...	£	£	54 070 ...	£	£
										PG V3/5C			PG V3/5C			PG V3/5C
3	5			14	50	6	4	03100	~~16.49~~	14.00						
3	8	2.8	13	21	57	6	4				03200	~~16.49~~	14.00			
3	8	2.8	15	22	69	6	4							03400	~~24.11~~	20.00
4	8			18	54	6	4	04100	~~16.49~~	14.00						
4	11	3.8	17	21	57	6	4				04200	~~16.49~~	14.00			
4	11	3.8	20	26	69	6	4							04400	~~24.11~~	20.00
5	9			18	54	6	4	05100	~~16.49~~	14.00						
5	13	4.8	19	21	57	6	4				05200	~~16.49~~	14.00			
5	13	4.8	25	34	69	6	4							05400	~~26.64~~	22.00
6	10			18	54	6	4	06100	~~16.49~~	14.00						
6	13	5.8	19	21	57	6	4				06200	~~20.30~~	17.00			
6	13	5.8	30	34	69	6	4							06400	~~30.44~~	25.00
8	12			22	58	8	4	08100	~~24.11~~	20.00						
8	19	7.7	25	27	63	8	4				08200	~~25.30~~	21.00			
8	17	7.7	40	44	79	8	4							08400	~~38.06~~	32.00
10	14			26	66	10	4	10100	~~30.44~~	25.00						
10	22	9.7	30	32	72	10	4				10200	~~34.25~~	29.00			
10	21	9.7	50	54	93	10	4							10400	~~53.28~~	45.00
12	16			28	73	12	4	12100	~~44.40~~	37.00						
12	26	11.6	36	38	83	12	4				12200	~~53.28~~	45.00			
12	25	11.6	60	64	108	12	4							12400	~~65.97~~	56.00
16	22			34	82	16	4	16100	~~77.38~~	65.00						
16	32	15.5	42	44	92	16	4				16200	~~82.46~~	70.00			
16	33	15.5	80	84	132	16	4							16400	~~123.06~~	104.00
20	26			42	92	20	4	20100	~~115.44~~	98.00						
20	38	19.5	52	54	104	20	4				20200	~~124.33~~	105.00			
20	42	19.5	100	104	154	20	4							20400	~~168.73~~	143.00
P								●			●			●		
M								●			●			○		
K								●			●			●		
N								○			○					
S								○			○					
H																
O																



End milling cutter

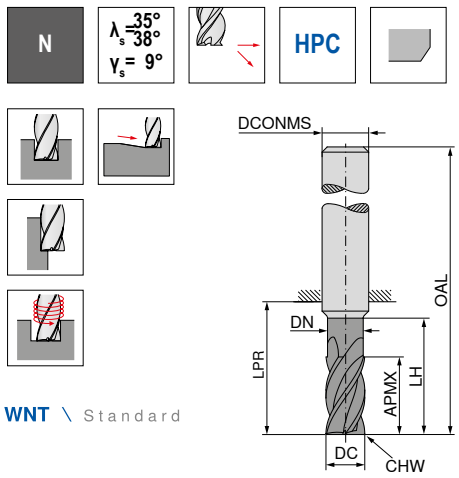

WNT \ Standard



≈DIN 6527 ≈DIN 6527 ≈DIN 6527

DC h10 mm	APMX mm	DN mm	LH mm	LPR mm	OAL mm	DCONMS h6 mm	CHW mm	ZEFP	54 071 ...	£	£	54 071 ...	£	£	54 071 ...	£	£
3	5			14	50	6	0.1	4	03100	~~16.49~~	14.00						
3	8	2.8	13	21	57	6	0.1	4				03200	~~16.49~~	14.00			
3	8	2.8	15	22	69	6	0.1	4							03400	~~24.11~~	20.00
4	8			18	54	6	0.1	4	04100	~~16.49~~	14.00						
4	11	3.8	17	21	57	6	0.1	4				04200	~~16.49~~	14.00			
4	11	3.8	20	26	69	6	0.1	4							04400	~~24.11~~	20.00
5	9			18	54	6	0.1	4	05100	~~16.49~~	14.00						
5	13	4.8	19	21	57	6	0.1	4				05200	~~16.49~~	14.00			
5	13	4.8	25	34	69	6	0.1	4							05400	~~26.64~~	22.00
6	10			18	54	6	0.1	4	06100	~~16.49~~	14.00						
6	13	5.8	19	21	57	6	0.1	4				06200	~~20.30~~	17.00			
6	13	5.8	30	34	69	6	0.1	4							06400	~~30.44~~	25.00
8	12			22	58	8	0.2	4	08100	~~24.11~~	20.00						
8	21	7.7	25	27	63	8	0.2	4				08200	~~25.38~~	21.00			
8	17	7.7	40	44	79	8	0.2	4							08400	~~38.86~~	32.00
10	14			26	66	10	0.2	4	10100	~~30.44~~	25.00						
10	22	9.7	30	32	72	10	0.2	4				10200	~~34.25~~	29.00			
10	21	9.7	50	54	93	10	0.2	4							10400	~~53.28~~	45.00
12	16			28	73	12	0.3	4	12100	~~44.40~~	37.00						
12	26	11.6	36	38	83	12	0.3	4				12200	~~53.28~~	45.00			
12	25	11.6	60	64	108	12	0.3	4							12400	~~65.97~~	56.00
16	22			34	82	16	0.3	4	16100	~~77.38~~	65.00						
16	36	15.5	42	44	92	16	0.3	4				16200	~~82.46~~	70.00			
16	33	15.5	80	84	132	16	0.3	4							16400	~~123.86~~	104.00
20	26			42	92	20	0.3	4	20100	~~115.44~~	98.00						
20	41	19.5	52	54	104	20	0.3	4				20200	~~124.33~~	105.00			
20	42	19.5	100	104	154	20	0.3	4							20400	~~168.73~~	143.00
P									●			●			●		
M									●			●			○		
K									●			●			●		
N									○			○					
S									○			○					
H																	
O																	

End milling cutter

▲ Cutting depth: 3 x DC

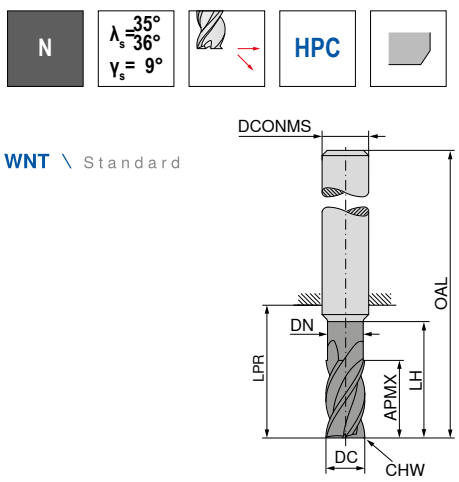

WNT \ Standard



≈DIN 6527

DC f8 mm	APMX mm	DN mm	LH mm	LPR mm	OAL mm	DCONMS h6 mm	CHW mm	ZEFP	54 078 ...	£	£
6	19	5.8	24	26	62	6	0.1	4	06200	~~34.47~~	29.00
8	25	7.7	30	32	68	8	0.2	4	08200	~~44.54~~	37.00
10	31	9.7	38	40	80	10	0.2	4	10200	~~59.33~~	49.00
12	37	11.6	46	48	93	12	0.2	4	12200	~~92.73~~	78.00
16	49	15.5	58	60	108	16	0.3	4	16200	~~143.13~~	121.00
20	61	19.5	74	76	126	20	0.3	4	20200	~~215.88~~	183.00
P									●		
M									●		
K									●		
N											
S											
H											
O											

CERATIZIT GROUP

Get the most out of your solid carbide tools by using Centro-P
→ see page 82



Customer Service Centre
Freephone: 0800 073 2 073
Email: info.uk@ceratizit.com

Ordering via the Online Shop
http://cuttingtools.ceratizit.com

End milling cutter with corner radius

N | λ_s =35° 38° | γ_s = 9° | HPC

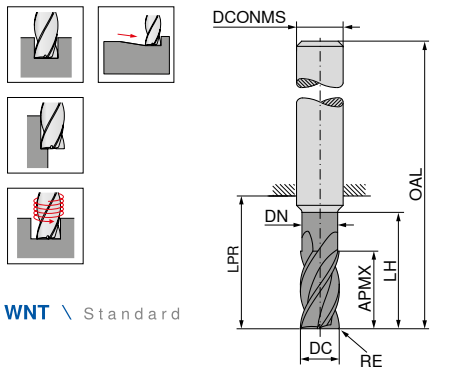

WNT \ Standard



≈DIN 6527

≈DIN 6527

DC h10 mm	RE ±0,05 mm	APMX mm	DN mm	LH mm	LPR mm	OAL mm	DCONMS h6 mm	ZEFP	54 072 ...	PG V3/5C £	£
3	0.1	8	2.8	13	21	57	6	4	03201	~~21.56~~	18.00
3	0.3	8	2.8	13	21	57	6	4	03203	~~21.56~~	18.00
3	0.5	8	2.8	13	21	57	6	4	03205	~~21.56~~	18.00
3	1.0	8	2.8	13	21	57	6	4	03210	~~21.56~~	18.00
3	0.5	8	2.8	15	22	69	6	4			
3	0.3	8	2.8	15	22	69	6	4			
3	1.0	8	2.8	15	22	69	6	4			
4	0.1	11	3.8	17	21	57	6	4	04201	~~21.56~~	18.00
4	0.3	11	3.8	17	21	57	6	4	04203	~~21.56~~	18.00
4	0.5	11	3.8	17	21	57	6	4	04205	~~21.56~~	18.00
4	1.0	11	3.8	17	21	57	6	4	04210	~~21.56~~	18.00
4	0.5	11	3.8	20	26	69	6	4			
4	0.3	11	3.8	20	26	69	6	4			
4	1.0	11	3.8	20	26	69	6	4			
5	0.5	13	4.8	19	21	57	6	4	05205	~~21.56~~	18.00
5	0.1	13	4.8	19	21	57	6	4	05201	~~21.56~~	18.00
5	0.3	13	4.8	19	21	57	6	4	05203	~~21.56~~	18.00
5	1.0	13	4.8	19	21	57	6	4	05210	~~21.56~~	18.00
5	0.5	13	4.8	25	34	69	6	4			
5	0.3	13	4.8	25	34	69	6	4			
5	1.0	13	4.8	25	34	69	6	4			
6	0.3	13	5.8	19	21	57	6	4	06203	~~24.11~~	20.00
6	0.1	13	5.8	19	21	57	6	4	06201	~~24.11~~	20.00
6	0.5	13	5.8	19	21	57	6	4	06205	~~24.11~~	20.00
6	1.0	13	5.8	19	21	57	6	4	06210	~~24.11~~	20.00
6	1.5	13	5.8	19	21	57	6	4	06215	~~24.11~~	20.00
6	2.0	13	5.8	19	21	57	6	4	06220	~~24.11~~	20.00
6	1.0	13	5.8	30	34	69	6	4			
6	0.3	13	5.8	30	34	69	6	4			
6	0.5	13	5.8	30	34	69	6	4			
6	1.5	13	5.8	30	34	69	6	4			
6	2.0	13	5.8	30	34	69	6	4			
8	0.1	21	7.7	25	27	63	8	4	08201	~~31.72~~	26.00
8	0.3	21	7.7	25	27	63	8	4	08203	~~31.72~~	26.00
8	0.5	21	7.7	25	27	63	8	4	08205	~~31.72~~	26.00
8	1.0	21	7.7	25	27	63	8	4	08210	~~31.72~~	26.00
8	1.5	21	7.7	25	27	63	8	4	08215	~~31.72~~	26.00
8	2.0	21	7.7	25	27	63	8	4	08220	~~31.72~~	26.00
8	1.0	17	7.7	40	44	79	8	4			
8	0.3	17	7.7	40	44	79	8	4			
8	0.5	17	7.7	40	44	79	8	4			
8	1.5	17	7.7	40	44	79	8	4			
8	2.0	17	7.7	40	44	79	8	4			
10	1.0	22	9.7	30	32	72	10	4	10210	~~40.60~~	34.00
10	0.1	22	9.7	30	32	72	10	4	10201	~~40.60~~	34.00
10	0.3	22	9.7	30	32	72	10	4	10203	~~40.60~~	34.00
10	0.5	22	9.7	30	32	72	10	4	10205	~~40.60~~	34.00
10	1.5	22	9.7	30	32	72	10	4	10215	~~40.60~~	34.00
10	2.0	22	9.7	30	32	72	10	4	10220	~~40.60~~	34.00
10	1.0	21	9.7	50	54	93	10	4			
10	0.3	21	9.7	50	54	93	10	4			
10	0.5	21	9.7	50	54	93	10	4			
10	1.5	21	9.7	50	54	93	10	4			
10	2.0	21	9.7	50	54	93	10	4			
12	0.5	26	11.6	36	38	83	12	4	12205	~~62.16~~	52.00
12	0.1	26	11.6	36	38	83	12	4	12201	~~62.16~~	52.00
12	0.3	26	11.6	36	38	83	12	4	12203	~~62.16~~	52.00
12	1.0	26	11.6	36	38	83	12	4	12210	~~62.16~~	52.00
12	1.5	26	11.6	36	38	83	12	4	12215	~~62.16~~	52.00
12	2.0	26	11.6	36	38	83	12	4	12220	~~62.16~~	52.00
12	3.0	26	11.6	36	38	83	12	4	12230	~~62.16~~	52.00
12	1.5	25	11.6	60	64	108	12	4			
12	0.3	25	11.6	60	64	108	12	4			
12	0.5	25	11.6	60	64	108	12	4			
12	1.0	25	11.6	60	64	108	12	4			
12	2.0	25	11.6	60	64	108	12	4			
12	3.0	25	11.6	60	64	108	12	4			
16	0.3	36	15.5	42	44	92	16	4	16203	~~95.15~~	80.00
16	0.1	36	15.5	42	44	92	16	4	16201	~~95.15~~	80.00
16	0.5	36	15.5	42	44	92	16	4	16205	~~95.15~~	80.00
16	1.0	36	15.5	42	44	92	16	4	16210	~~95.15~~	80.00
16	1.5	36	15.5	42	44	92	16	4	16215	~~95.15~~	80.00
16	2.0	36	15.5	42	44	92	16	4	16220	~~95.15~~	80.00
16	3.0	36	15.5	42	44	92	16	4	16230	~~95.15~~	80.00
16	4.0	36	15.5	42	44	92	16	4	16240	~~95.15~~	80.00
16	1.5	33	15.5	80	84	132	16	4			
16	0.3	33	15.5	80	84	132	16	4			
16	0.5	33	15.5	80	84	132	16	4			
16	1.0	33	15.5	80	84	132	16	4			
16	2.0	33	15.5	80	84	132	16	4			
16	3.0	33	15.5	80	84	132	16	4			
16	4.0	33	15.5	80	84	132	16	4			
20	0.1	41	19.5	52	54	104	20	4	20201	~~137.02~~	116.00
20	0.3	41	19.5	52	54	104	20	4	20203	~~137.02~~	116.00
20	0.5	41	19.5	52	54	104	20	4	20205	~~137.02~~	116.00
20	1.0	41	19.5	52	54	104	20	4	20210	~~137.02~~	116.00
20	1.5	41	19.5	52	54	104	20	4	20215	~~137.02~~	116.00
20	2.0	41	19.5	52	54	104	20	4	20220	~~137.02~~	116.00
20	3.0	41	19.5	52	54	104	20	4	20230	~~137.02~~	116.00
20	4.0	41	19.5	52	54	104	20	4	20240	~~137.02~~	116.00
20	4.0	42	19.5	100	104	154	20	4			
20	0.3	42	19.5	100	104	154	20	4			
20	0.5	42	19.5	100	104	154	20	4			
20	1.0	42	19.5	100	104	154	20	4			
20	1.5	42	19.5	100	104	154	20	4			
20	2.0	42	19.5	100	104	154	20	4			
20	3.0	42	19.5	100	104	154	20	4			

54 072 ...	PG V3/5C £	£
03405	~~29.17~~	24.00
03403	~~29.17~~	24.00
03410	~~29.17~~	24.00
04405	~~29.17~~	24.00
04403	~~29.17~~	24.00
04410	~~29.17~~	24.00
06410	~~35.52~~	30.00
06403	~~35.52~~	30.00
06405	~~35.52~~	30.00
06415	~~35.52~~	30.00
06420	~~35.52~~	30.00
08410	~~48.21~~	40.00
08403	~~48.21~~	40.00
08405	~~48.21~~	40.00
08415	~~48.21~~	40.00
08420	~~48.21~~	40.00
10410	~~64.69~~	54.00
10403	~~64.69~~	54.00
10405	~~64.69~~	54.00
10415	~~64.69~~	54.00
10420	~~64.69~~	54.00
12420	~~93.09~~	79.00
12403	~~93.09~~	79.00
12430	~~93.09~~	79.00
12405	~~93.09~~	79.00
12410	~~93.09~~	79.00
16415	~~145.89~~	124.00
16403	~~145.89~~	124.00
16405	~~145.89~~	124.00
16410	~~145.89~~	124.00
16420	~~145.89~~	124.00
16430	~~145.89~~	124.00
16440	~~145.89~~	124.00
20440	~~215.67~~	183.00
20403	~~215.67~~	183.00
20405	~~215.67~~	183.00
20410	~~215.67~~	183.00
20415	~~215.67~~	183.00
20420	~~215.67~~	183.00
20430	~~215.67~~	183.00

	54 072 ...	54 072 ...
P	●	●
M	●	○
K	●	●
N	○	
S	○	
H		
O		

Finish milling cutter

N | λ_s =48° 50° | γ_s =13° | HPC

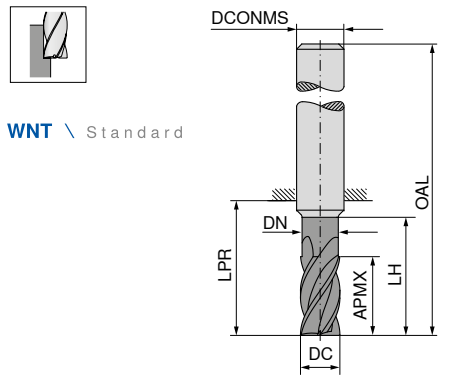

WNT \ Standard





≈DIN 6527

≈DIN 6527

DC h10 mm	APMX mm	DN mm	LH mm	LPR mm	OAL mm	DCONMS h6 mm	ZEFP	54 076 ...	PG V3/5C £	£	54 075 ...	PG V3/5C £	£
6	13	5.6	19	21	57	6	6	06200	~~24.11~~	20.00	06200	~~24.11~~	20.00
8	19	7.6	25	27	63	8	6	08200	~~31.72~~	26.00	08200	~~31.72~~	26.00
10	22	9.6	30	32	72	10	6	10200	~~41.87~~	35.00	10200	~~41.87~~	35.00
12	26	11.5	36	38	83	12	6	12200	~~67.24~~	57.00	12200	~~67.24~~	57.00
16	32	15.0	42	44	92	16	6	16200	~~102.76~~	87.00	16200	~~102.76~~	87.00
20	38	19.0	52	54	104	20	6	20200	~~156.05~~	132.00	20200	~~156.05~~	132.00
P								●			●		
M								●			●		
K								○			○		
N								○			○		
S								○			○		
H													
O													

Finish milling cutter

N | λ_s =48° 50° | γ_s =13° | HPC

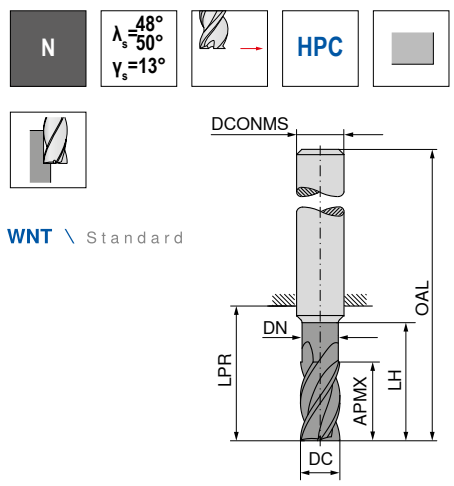

WNT \ Standard





≈DIN 6527

≈DIN 6527

DC h10 mm	APMX mm	DN mm	LH mm	LPR mm	OAL mm	DCONMS h6 mm	ZEFP	54 076 ...	PG V3/5C £	£	54 075 ...	PG V3/5C £	£
6	15	5.6	42	44	80	6	6	06400	~~38.06~~	32.00	06400	~~38.06~~	32.00
8	20	7.6	62	64	100	8	6	08400	~~48.21~~	40.00	08400	~~48.21~~	40.00
10	25	9.6	58	60	100	10	6	10400	~~65.97~~	56.00	10400	~~65.97~~	56.00
12	30	11.5	73	75	120	12	6	12400	~~81.19~~	69.00	12400	~~81.19~~	69.00
16	40	15.0	100	102	150	16	6	16400	~~154.78~~	131.00	16400	~~154.78~~	131.00
20	50	19.0	98	100	150	20	6	20400	~~211.87~~	180.00	20400	~~211.87~~	180.00
P								●			●		
M								●			●		
K								○			○		
N								○			○		
S								○			○		
H													
O													



Ball Nosed Cutter

▲ Radius accuracy: ± 0,01 mm

N | λ_s=30° γ_s=13° | HPC

WNT \ Standard

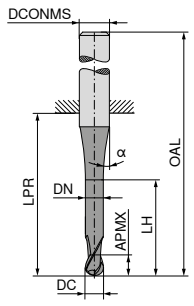

UKS | Ti1000



≈DIN 6527

DC h10 mm	APMX mm	DN mm	LH mm	LPR mm	OAL mm	DCONMS h6 mm	α°	ZEFP	54 073 ...	PG V3/5C £	£
3	5	2.9	9	14	50	6	15	2	03115	~~20.30~~	17.00
4	8	3.9	12	18	54	6	45	2	04120	~~20.30~~	17.00
5	9	4.9	15	18	54	6	45	2	05125	~~20.30~~	17.00
6	10	5.9	17	18	54	6	45	2	06130	~~21.56~~	18.00
8	12	7.8	20	22	58	8	45	2	08140	~~27.90~~	23.00
10	14	9.8	26	26	66	10	45	2	10150	~~35.52~~	30.00
12	16	11.8	28	28	73	12	45	2	12160	~~50.75~~	43.00
16	22	15.7	32	34	82	16	45	2	16180	~~83.73~~	71.00
20	26	19.7	40	42	92	20	45	2	20110	~~119.26~~	101.00

P	●
M	○
K	●
N	●
S	○
H	
O	

Rough milling cutter

▲ With roughing profile

NR | λ_s=35° 38° γ_s=10° | HPC

WNT \ Standard

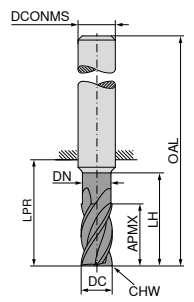

UKS | Ti1000



≈DIN 6527

DC f8 mm	APMX mm	DN mm	LH mm	LPR mm	OAL mm	DCONMS h6 mm	CHW mm	ZEFP	54 077 ...	PG V3/5C £	£
4	11	3.8	17	21	57	6	0.1	4	00400	~~24.11~~	20.00
5	13	4.8	19	21	57	6	0.1	4	00500	~~24.11~~	20.00
6	13	5.8	19	21	57	6	0.1	4	00600	~~20.17~~	24.00
8	21	7.7	25	27	63	8	0.2	4	00800	~~36.79~~	31.00
10	22	9.7	30	32	72	10	0.2	4	01000	~~45.67~~	38.00
12	26	11.6	36	38	83	12	0.3	4	01200	~~74.86~~	63.00
16	36	15.5	42	44	92	16	0.3	4	01600	~~112.91~~	95.00
20	41	19.5	52	54	104	20	0.3	4	02000	~~167.46~~	142.00

P	●
M	●
K	●
N	○
S	○
H	
O	

Engraving cutter 60°

W | λ_s=15° γ_s=20°

WNT \ Standard

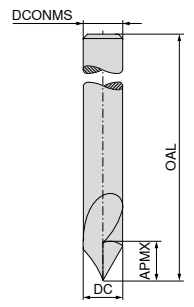

UKS



Factory standard

DC h6 mm	APMX mm	OAL mm	DCONMS h6 mm	ZEFP	52 195 ...	PG V1 £	£
3	15	50	3	1	030	~~67.74~~	44.04
4	18	50	4	1	040	~~71.12~~	46.23
6	20	54	6	1	060	~~77.45~~	50.34

P	○
M	○
K	○
N	●
S	○
H	
O	●

Ball Nosed Cutter

▲ Radius accuracy: ± 0,01 mm

N | λ_s=35° 38° γ_s= 7° | HPC

WNT \ Standard

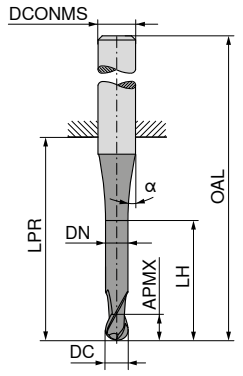

UKS | Ti1000



≈DIN 6527

UKS | Ti1000

≈DIN 6527

DC h10 mm	APMX mm	DN mm	LH mm	LPR mm	OAL mm	DCONMS h6 mm	α°	ZEFP	54 074 ...	PG V3/5C £	£	54 074 ...	PG V3/5C £	£
3	8			21	57	6	30	4	03115	~~20.30~~	17.00			
3	8	2.8	13	21	57	6	30	4				03215	~~20.30~~	17.00
4	11			21	57	6	30	4	04120	~~20.30~~	17.00			
4	11	3.8	17	21	57	6	30	4				04220	~~20.30~~	17.00
5	13			21	57	6	30	4	05125	~~20.30~~	17.00			
5	13	4.8	19	21	57	6	30	4				05225	~~20.30~~	17.00
6	13			21	57	6	30	4	06130	~~21.56~~	18.00			
6	13	5.8	19	21	57	6	30	4				06430	~~24.11~~	20.00
8	19			36	72	8	30	4	08140	~~27.90~~	23.00			
8	19	7.7	25	27	72	8	30	4				08440	~~29.17~~	24.00
10	22			32	72	10	30	4	10150	~~35.52~~	30.00			
10	22	9.7	30	32	72	10	30	4				10450	~~38.06~~	32.00
12	26			38	83	12	30	4	12160	~~50.75~~	43.00			
12	26	11.6	36	38	83	12	30	4				12460	~~50.63~~	50.00
16	32			44	92	16	30	4	16180	~~83.73~~	71.00			
16	32	15.5	42	44	92	16	30	4				16480	~~87.54~~	74.00
20	38			54	104	20	30	4	20110	~~119.26~~	101.00			
20	38	19.5	52	54	104	20	30	4				20410	~~126.87~~	107.00

P	●	●
M	●	●
K	●	●
N	○	○
S		
H		
O		

NC front and rear chamfer milling cutter

N | λ_s=0° γ_s=0°

WNT \ Standard

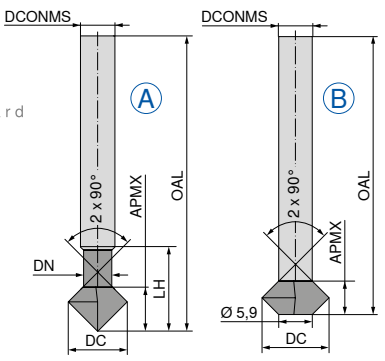

UKS | Ti1000



Factory standard

DC mm	APMX mm	DN mm	LH mm	OAL mm	DCONMS h5 mm	ZEFP	Fig.	52 159 ...	PG V1 £	£
3	2.0	2.2	12.0	75	4	4	A	030	~~126.44~~	82.18
4	2.7	2.9	17.7	75	4	4	A	040	~~125.73~~	81.73
5	3.0	3.9	18.0	75	5	4	A	050	~~130.64~~	84.90
6	4.0	3.9	19.0	100	6	4	A	060	~~130.73~~	84.97
8	2.0			100	6	4	B	080	~~173.13~~	112.54
10	4.0			100	6	4	B	100	~~213.74~~	138.93
12	6.0			100	6	4	B	120	~~254.76~~	165.60

P	●
M	○
K	●
N	○
S	○
H	○
O	●

Customer Service Centre
Freephone: 0800 073 2 073
Email: info.uk@ceratizit.com

Ordering via the Online Shop
http://cuttingtools.ceratizit.com



MILLING TOOLS WITH INDEXABLE INSERTS

SYSTEM



MaxiMill 491 – first choice indexable shoulder milling system with 8 edges.



MaxiMill C 211-11 – first choice indexable end milling system.



MaxiMill A 271-12 – first choice indexable face milling system also with high feed geometry option.



MaxiMill A HFC – first choice indexable high feed milling system.



MaxiMill 252 – New generation heavy duty button milling system.



MaxiMill 251 – first choice indexable button milling system.



WPS – first choice indexable chamfer milling cutter.



MaxiMill Slot-SX – New side and face milling cutters deliver maximum process security and optimum performance thanks to thro' coolant.



MaxiMill 242 – first choice chamfer milling system.

GRADES



CTPM240 – first choice for stainless steel and other corrosion resistant materials.



CTPP235 – first choice for steels with or without coolant.



CTWN215 – first choice for aluminium and other non ferrous materials.



CTC5240 – first choice for titanium and heat resistant super alloys.



M1 – first choice chipbreaker for parting off.

MaxiMill – 491-09 Shell mill

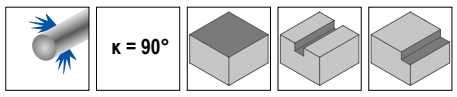

CERATIZIT \ Performance

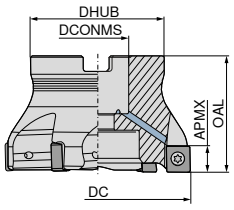





Designation	DC	OAL	DHUB	DCONMS H6	APMX	Insert	ZNF	50 775 ... PG 2B/40			50 776 ... PG 2B/40		
	mm	mm	mm	mm	mm				£	£		£	£
A491.40.R.03-09	40	40	38	16	6	SNHU 09T3	3	240	~~469.74~~	58.74			
A491.40.R.05-09	40	40	38	16	6	SNHU 09T3	5				240	~~546.04~~	68.19
A491.50.R.04-09	50	40	43	22	6	SNHU 09T3	4	250	~~520.64~~	65.04			
A491.50.R.06-09	50	40	43	22	6	SNHU 09T3	6				250	~~596.78~~	74.48
A491.63.R.05-09	63	40	48	22	6	SNHU 09T3	5	263	~~622.19~~	77.63			
A491.63.R.08-09	63	40	48	22	6	SNHU 09T3	8				263	~~736.48~~	91.26
A491.80.R.06-09	80	50	58	27	6	SNHU 09T3	6	280	~~660.37~~	81.82			
A491.80.R.10-09	80	50	58	27	6	SNHU 09T3	10				280	~~812.69~~	100.70

MaxiMill – 491-12 Shell mill

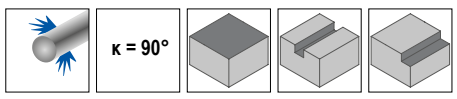

CERATIZIT \ Performance

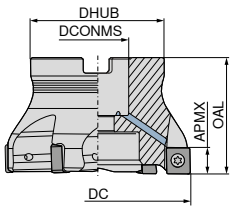





Designation	DC	OAL	DHUB	DCONMS H6	APMX	RPMX	torque moment	Insert	ZNF	50 775 ... PG 2B/40			50 776 ... PG 2B/40		
	mm	mm	mm	mm	mm	1/min.	Nm				£	£		£	£
A491.50.R.04-12	50	40	43	22	8	9800	3,2	SNHU 1204	4	050	~~520.64~~	77.63			
A491.50.R.05-12	50	40	43	22	8	9800	3,2	SNHU 1204	5				050	~~558.74~~	83.92
A491.63.R.05-12	63	40	48	22	8	8500	3,2	SNHU 1204	5	063	~~622.19~~	93.36			
A491.63.R.06-12	63	40	48	22	8	8500	3,2	SNHU 1204	6				063	~~660.37~~	98.61
A491.80.R.06-12	80	50	58	27	8	7400	3,2	SNHU 1204	6	080	~~660.37~~	98.61			
A491.80.R.08-12	80	50	58	27	8	7400	3,2	SNHU 1204	8				080	~~761.85~~	114.34
A491.100.R.07-12	100	50	78	32	8	6500	3,2	SNHU 1204	7	100	~~837.99~~	125.88			
A491.100.R.10-12	100	50	78	32	8	6500	3,2	SNHU 1204	10				100	~~952.45~~	142.66

SNHU

Designation	IC	L	S	D1
	mm	mm	mm	mm
SNHU 09T3..	9.15	9.15	3.70	3.85
SNHU 1204..	12.20	12.20	5.00	4.40

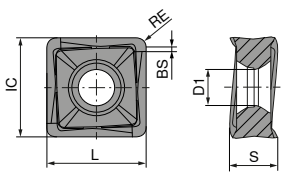

SNHU

CERATIZIT \ Performance

UKS -M50 CTPM240 DRAGONSKIN



SNHU

UKS -M50 CTPP235 DRAGONSKIN



SNHU

UKS -F10 CTWN215



SNHU

UKS -F40 CTC5240 DRAGONSKIN



SNHU

ISO	RE	51 120 ... PG 1B/61			51 120 ... PG 1B/61			51 118 ... PG 1B/61			51 126 ... PG 1H/17		
	mm		£	£		£	£		£	£		£	£
09T308ER	0.8										15800	~~33.25~~	24.95
09T308FR	0.8							358	~~26.58~~	19.94			
09T308SR	0.8	408	~~26.58~~	19.94	108	~~26.58~~	19.94						
09T312FR	1.2							36200	~~26.58~~	19.94			
09T312SR	1.2	41200	~~26.58~~	19.94	11200	~~26.58~~	19.94						
09T316FR	1.6							36600	~~26.58~~	19.94			
09T316SR	1.6	41600	~~26.58~~	19.94	11600	~~26.58~~	19.94						

SNHU

CERATIZIT \ Performance

UKS -M50 CTPM240 DRAGONSKIN



SNHU

UKS -M50 CTPP235 DRAGONSKIN



SNHU

UKS -F10 CTWN215



SNHU

UKS -F40 CTC5240 DRAGONSKIN



SNHU

ISO	RE	51 100 ... PG 1B/61			51 100 ... PG 1B/61			51 101 ... PG 1B/61			51 128 ... PG 1H/17		
	mm		£	£		£	£		£	£		£	£
120408ER	0.8										15800	~~39.92~~	29.95
120408FR	0.8							358	~~32.47~~	24.35			
120408SR	0.8	408	~~32.47~~	24.35	108	~~32.47~~	24.35						
120412FR	1.2							362	~~32.47~~	24.35			
120412SR	1.2				112	~~32.47~~	24.35						
120416FR	1.6							366	~~32.47~~	24.35			
120416SR	1.6				116	~~32.47~~	24.35						
120420FR	2.0							370	~~32.47~~	24.35			
120420SR	2.0				120	~~32.47~~	24.35						

Customer Service Centre
Freephone: 0800 073 2 073
Email: info.uk@ceratizit.com

Ordering via the Online Shop
http://cuttingtools.ceratizit.com

MaxiMill – 211-11 End milling cutter

▲ Insert radius >1,6 mm: Modify cutter body

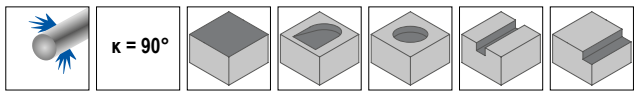

CERATIZIT \ Performance

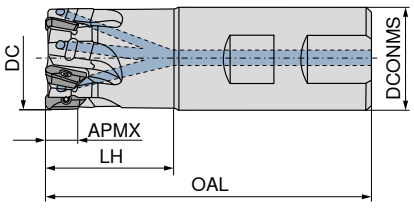





ISO designation	DC mm	OAL mm	LH mm	DCONMS h6 mm	APMX mm	RPMX 1/min.	Insert	ZNF	50 737 ...	PG 2B/40 £	£	50 737 ...	PG 2B/40 £	£
C211.16.R.02-11-A-25	16	75	25	16	10	42000	XD.T 11T3	2	116	~~279.14~~	34.62			
C211.16.R.02-11-B-25	16	75	25	16	10	42000	XD.T 11T3	2				016	~~279.14~~	34.62
C211.16.R.02-11-A15-32-165	16	165	32	15	10	14800	XD.T 11T3	2	316	~~279.14~~	34.62			
C211.16.R.02-11-A-32-165	16	165	32	16	10	14800	XD.T 11T3	2	216	~~279.14~~	34.62			
C211.20.R.03-11-A-25	20	77	25	20	10	36900	XD.T 11T3	3	120	~~316.94~~	38.81			
C211.20.R.03-11-B-25	20	77	25	20	10	36900	XD.T 11T3	3				020	~~316.94~~	38.81
C211.20.R.02-11-A-25	20	77	25	20	10	36900	XD.T 11T3	2	12002	~~294.28~~	38.81			
C211.20.R.03-11-A-32-165	20	165	32	20	10	15800	XD.T 11T3	3	320	~~316.94~~	38.81			
C211.20.R.02-11-A19-40-200	20	200	40	19	10	10500	XD.T 11T3	2	620	~~294.28~~	36.72			
C211.20.R.02-11-A-40-200	20	200	40	20	10	10500	XD.T 11T3	2	420	~~294.28~~	36.72			
C211.25.R.03-11-A-32	25	90	32	25	10	33200	XD.T 11T3	3	625	~~332.05~~	40.91			
C211.25.R.04-11-B-32	25	90	32	25	10	33200	XD.T 11T3	4				025	~~354.69~~	44.06
C211.25.R.04-11-A-32	25	90	32	25	10	33200	XD.T 11T3	4	125	~~354.69~~	44.06			
C211.25.R.04-11-A-40-165	25	165	40	25	10	19900	XD.T 11T3	4	325	~~354.69~~	44.06			
C211.25.R.03-11-A-50-225	25	225	50	25	10	9400	XD.T 11T3	3	425	~~332.05~~	40.91			
C211.25.R.03-11-A24-50-225	25	225	50	24	10	9400	XD.T 11T3	3	825	~~332.05~~	40.91			
C211.25.R.02-11-A-50-225	25	225	50	25	10	9400	XD.T 11T3	2	02502	~~309.53~~	39.86			
C211.32.R.04-11-A-40	32	102	40	32	10	30200	XD.T 11T3	4	13204	~~360.72~~	48.25			
C211.32.R.05-11-B-40	32	102	40	32	10	30200	XD.T 11T3	5				032	~~392.48~~	48.25
C211.32.R.05-11-A-40	32	102	40	32	10	30200	XD.T 11T3	5	132	~~392.48~~	48.25			
C211.32.R.04-11-A25-40	32	102	40	25	10	30200	XD.T 11T3	4	53204	~~369.72~~	48.25			
C211.32.R.05-11-A-50-165	32	165	50	32	10	20900	XD.T 11T3	5	332	~~392.48~~	48.25			
C211.32.R.04-11-A-64-250	32	250	64	32	10	8500	XD.T 11T3	4	432	~~369.72~~	46.16			

XDKT

Designation	IC mm	D1 mm	L mm	BS mm	S mm
XDKT 11T302..	6.8	2.8	10.6	2	3.80
XDKT 11T304..	6.8	2.8	10.6	1.8	3.80
XDKT 11T308..	6.8	2.8	10.6	1.4	3.80
XDKT 11T312..	6.8	2.8	10.6	1.4	3.80
XDKT 11T316..	6.8	2.8	10.6	1.4	3.80
XDKT 11T320..	6.8	2.8	10.6	1.4	3.80
XDKT 11T325..	6.8	2.8	10.6	1.4	3.80
XDKT 11T332..	6.8	2.8	10.6	1.4	3.80
XDKT 11T332..	6.8	2.8	10.6	0.8	3.80
XDKT 11T340..	6.8	2.8	10.6	-	3.80

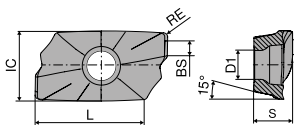

XDKT

XDKT

CERATIZIT \ Performance

UKS **-F20** CTWN215



XDKT

UKS **-F40** CTC5240 DRAGONSKIN



XDKT

UKS **-M50** CTPP235 DRAGONSKIN



XDKT

UKS **-M50** CTPM240 DRAGONSKIN



XDKT

ISO	50 478 ...	PG 1A/90 £	£	50 463 ...	PG 1H/17 £	£	51 037 ...	PG 1B/61 £	£	51 037 ...	PG 1B/61 £	£
11T302FR	502	~~21.39~~	16.04									
11T304ER				504	~~21.90~~	18.62						
11T304FR	504	~~21.39~~	16.04									
11T304SR							104	~~17.03~~	12.77	404	~~17.03~~	12.77
11T308ER				500	~~21.90~~	18.62						
11T308FR	508	~~21.39~~	16.04									
11T308SR							108	~~17.03~~	12.77	408	~~17.03~~	12.77
11T312ER				512	~~21.90~~	18.62						
11T312SR							112	~~17.03~~	12.77	412	~~17.03~~	12.77
11T316ER				516	~~21.90~~	18.62						
11T320ER				520 1)	~~21.90~~	18.62						
11T320FR	520 1)	~~21.39~~	16.04									
11T320SR							120 1)	~~17.03~~	12.77	420 1)	~~17.03~~	12.77
11T325ER				525 1)	~~21.90~~	18.62						
11T325FR	525 1)	~~21.39~~	16.04									
11T325SR							125 1)	~~17.03~~	12.77			
11T332ER				532 1)	~~21.90~~	18.62						
11T332SR										432 1)	~~17.03~~	12.77
11T340ER				540 1)	~~21.90~~	18.62						
P							●			○		
M							○			●		
K	○						○					
N	●											
S				●								
H												
O	○											

1) Insert radius >1.6 mm: Modify cutter body

MaxiMill – 271-12 Face mill

▲ 8 cutting edges per insert

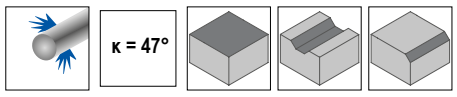

CERATIZIT \ Performance

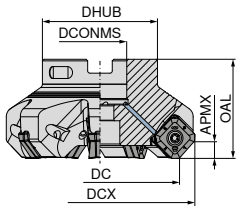





ISO designation	DC mm	DCX mm	ZNF	APMX mm	OAL mm	DHUB mm	DCONMS H6 mm	RPMX 1/min.	torque moment Nm	Insert	50 787 ...	PG 2B/40 £	£	50 787 ...	PG 2B/40 £	£
A271.40.R.04-12	40	53	4	6.8	40	38	16	17900	3,2	SOHU 1204.. / XOHU 1204..	**04004**	~~493.61~~	60.84			
A271.50.R.05-12	50	63	5	6.8	40	43	22	15200	3,2	SOHU 1204.. / XOHU 1204..	**05005**	~~505.95~~	62.94			
A271.63.R.07-12	63	76	7	6.8	40	48	22	13100	3,2	SOHU 1204.. / XOHU 1204..	**06307**	~~641.70~~	79.72			
A271.80.R.06-12	80	93	6	6.8	50	58	27	11300	3,2	SOHU 1204.. / XOHU 1204..				**08006**	~~641.70~~	79.72
A271.80.R.08-12	80	93	8	6.8	50	58	27	11300	3,2	SOHU 1204.. / XOHU 1204..	**08008**	~~740.41~~	92.31			
A271.100.R.07-12	100	113	7	6.8	63	78	32	9900	3,2	SOHU 1204.. / XOHU 1204..				**10007**	~~814.39~~	100.70
A271.100.R.10-12	100	113	10	6.8	63	78	32	9900	3,2	SOHU 1204.. / XOHU 1204..	**10010**	~~925.56~~	114.34			

MaxiMill – 271-12 HFC Face mill

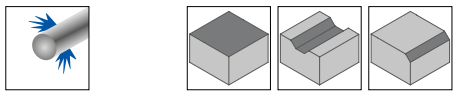

CERATIZIT \ Performance

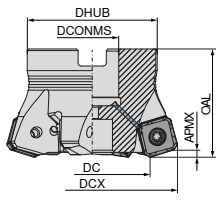



ISO designation	DC mm	ZNF	APMX mm	OAL mm	DHUB mm	DCONMS H6 mm	RPMX 1/min.	torque moment Nm	Insert	50 788 ...	PG 2B/40 £	£
A271.50.R.04-12-HFC	30	4	2.6	40	43	22	14600	3,2	SOHU 1204..	**05004**	~~505.95~~	62.94
A271.63.R.06-12-HFC	43	6	2.6	40	48	22	12500	3,2	SOHU 1204..	**06306**	~~641.70~~	79.72
A271.80.R.07-12-HFC	60	7	2.6	50	58	27	10800	3,2	SOHU 1204..	**08007**	~~740.41~~	92.31

SOHU

Designation	IC mm	D1 mm	L mm	BS mm	S mm
SOHU 1204AB..	13.36	4.4	8.8	1.7	5.00

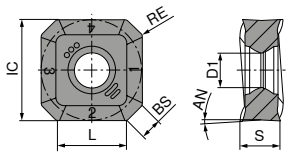

SOHU

SOHU

CERATIZIT \ Performance



SOHU



SOHU



SOHU

ISO	RE mm	51 140 ...	PG 1H/17 £	£	51 138 ...	PG 1B/61 £	£	51 138 ...	PG 1B/61 £	£
1204ABSR	0.8	**17000**	~~38.39~~	32.63	**12000**	~~31.23~~	23.42	**42000**	~~31.23~~	23.42
P					●			○		
M					○			●		
K					○					
N										
S		●								
H										
O										



Customer Service Centre
Freephone: 0800 073 2 073
Email: info.uk@ceratizit.com

Ordering via the Online Shop
http://cuttingtools.ceratizit.com

MaxiMill – HFC high-feed end mill

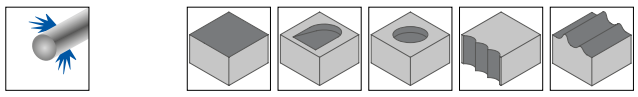

CERATIZIT \ Performance

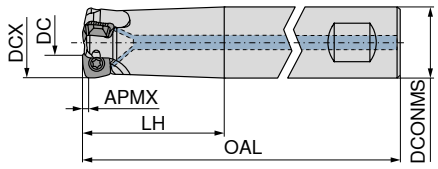





ISO designation	DC	OAL	LH	DCONMS h6	APMX	RPMX	Insert	ZNF	50 681 ...	PG 2B/40		50 681 ...	PG 2B/40	
	mm	mm	mm	mm	mm	1/min.				£	£		£	£
CHFC.16.R.02-06-A-40-200	7.0	200	40	16	0.8	4600	XPLX 0603..	2	716	~~279.14~~	36.72			
CHFC.16.R.02-06-B-40	7.0	89	40	16	0.8	17300	XPLX 0603..	2				616	~~279.14~~	36.72
CHFC.20.R.03-06-A-50-225	11.0	225	50	20	0.8	4200	XPLX 0603..	3	720	~~316.94~~	40.91			
CHFC.20.R.03-06-B-50	11.0	101	50	20	0.8	14500	XPLX 0603..	3				620	~~316.94~~	40.91
CHFC.25.R.02-09-A-50-225	12.3	225	50	25	1.0	9000	XDLX 09T3..	2	025	~~334.23~~	41.96			
CHFC.25.R.03-09-A-50-225	12.3	225	50	25	1.0	9000	XDLX 09T3..	3	125	~~358.84~~	44.06			
CHFC.32.R.02-12-A-63-250	14.8	250	63	32	2.0	6480	XOLX 1204..	2	132	~~350.59~~	43.01			
CHFC.25.R.04-06-A-50-225	16.0	225	50	25	0.8	4600	XPLX 0603..	4	725	~~354.69~~	46.16			
CHFC.25.R.04-06-B-50	16.0	107	50	25	0.8	15600	XPLX 0603..	4				625	~~354.69~~	46.16
CHFC.35.R.03-12-A-63-250	17.8	250	63	32	2.0	6480	XOLX 1204..	3	035	~~374.80~~	46.16			
CHFC.32.R.03-09-A-63-250	19.3	250	63	32	1.0	8100	XDLX 09T3..	3	032	~~374.80~~	46.16			
CHFC.32.R.05-06-A-25-60-225	23.0	225	60	25	0.8	3900	XPLX 0603..	5	732	~~392.48~~	51.40			
CHFC.32.R.05-06-B-25-60	23.0	117	60	25	0.8	11000	XPLX 0603..	5				632	~~392.48~~	51.40

MaxiMill – HFC high-feed face mill

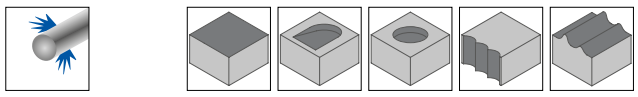

CERATIZIT \ Performance

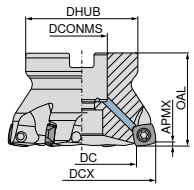



ISO designation	DC	OAL	DCONMS H6	DHUB	APMX	RPMX	Insert	ZNF	50 683 ...	PG 2B/40	
	mm	mm	mm	mm	mm	1/min.				£	£
AHFC.32.R.03-09	19.3	40	16	38	1	27700	XDLX 09T3..	3	032	~~374.80~~	46.16
AHFC.35.R.04-09	19.3	40	16	38	1	26700	XDLX 09T3..	4	035	~~399.27~~	49.30
AHFC.40.R.04-09	27.3	40	16	38	1	26400	XDLX 09T3..	4	140	~~415.61~~	51.40
AHFC.42.R.05-09	29.3	40	16	38	1	26100	XDLX 09T3..	5	142	~~439.94~~	54.55
AHFC.50.R.05-09	37.3	40	22	43	1	23500	XDLX 09T3..	5	150	~~488.98~~	60.84
AHFC.52.R.06-09	39.3	40	22	43	1	23000	XDLX 09T3..	6	152	~~513.45~~	63.99
AHFC.63.R.06-09	50.3	40	22	48	1	20500	XDLX 09T3..	6	163	~~562.25~~	69.23
AHFC.66.R.07-09	53.3	40	22	48	1	20000	XDLX 09T3..	7	16600	~~586.71~~	76.58
AHFC.40.R.03-12	22.8	40	16	38	2	21120	XOLX 1204..	3	040	~~391.28~~	48.25
AHFC.42.R.04-12	24.8	40	16	38	2	20880	XOLX 1204..	4	042	~~415.61~~	51.40
AHFC.50.R.04-12	32.8	40	22	43	2	18800	XOLX 1204..	4	050	~~464.40~~	57.70
AHFC.52.R.05-12	34.8	40	22	43	2	18400	XOLX 1204..	5	052	~~488.98~~	60.84
AHFC.63.R.05-12	45.8	40	22	48	2	16400	XOLX 1204..	5	063	~~537.69~~	67.14
AHFC.66.R.06-12	48.8	40	22	48	2	16000	XOLX 1204..	6	066	~~562.25~~	69.23

XPLX

CERATIZIT \ Performance

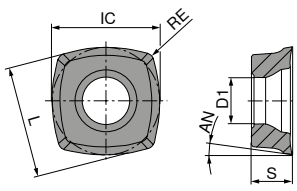

ISO	RE	IC	D1	L	AN	S
	mm	mm	mm	mm	°	mm
060305ER	0.5	6.35	2.8	6	11	2.75
060305SR	0.5	6.35	2.8	6	11	2.75

UKS -F40 CTC5240 DRAGONSKIN



XPLX

50 518 ...	PG 1H/17	
	£	£
558	~~18.23~~	15.49

UKS -M50 CTPP235 DRAGONSKIN



XPLX

51 019 ...	PG 1B/61	
	£	£
105	~~14.95~~	11.21

UKS -M50 CTPM240 DRAGONSKIN



XPLX

51 019 ...	PG 1B/61	
	£	£
405	~~14.95~~	11.21

XDLX

CERATIZIT \ Performance

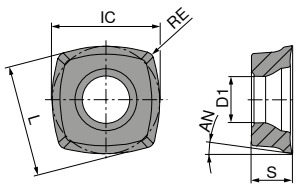

ISO	RE	IC	D1	L	AN	S
	mm	mm	mm	mm	°	mm
09T308ER	0.8	9.52	4.4	9	15	3.97
09T308SR	0.8	9.52	4.4	9	15	3.97

UKS -F40 CTC5240 DRAGONSKIN

XDLX

50 503 ...	PG 1H/17	
	£	£
558	~~18.59~~	15.80

UKS -M50 CTPP235 DRAGONSKIN

XDLX

51 016 ...	PG 1B/61	
	£	£
108	~~15.40~~	11.55

UKS -M50 CTPM240 DRAGONSKIN

XDLX

51 016 ...	PG 1B/61	
	£	£
408	~~15.40~~	11.55

XOHX / XOLX

CERATIZIT \ Performance

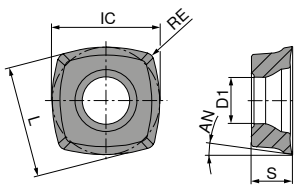

ISO	RE	IC	D1	L	AN	S
	mm	mm	mm	mm	°	mm
120410SR	1.0	12.7	5.5	12	10	4.76

UKS -F50 CTC5240 DRAGONSKIN



XOHX

51 124 ...	PG 1H/17	
	£	£
16000	~~28.20~~	24.04

UKS -M50 CTPP235 DRAGONSKIN



XOLX

51 017 ...	PG 1B/61	
	£	£
110	~~18.47~~	13.86

UKS -M50 CTPM240 DRAGONSKIN



XOLX

51 017 ...	PG 1B/61	
	£	£
410	~~18.47~~	13.86

P		●	○
M		○	●
K		○	
N			
S	●		
H			
O			

MaxiMill – 252 Shell mill

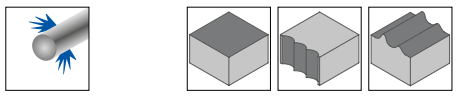

CERATIZIT \ Performance

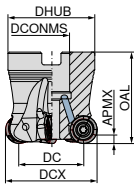



ISO designation	DC mm	DCX mm	ZNF	APMX mm	OAL mm	DHUB mm	DCONMS mm	torque moment Nm	Insert	50 689 ...	PG 2B/40 £	£
A252.40.R.04-12	28	40	4	3	40	38	16	3,2	RNHU 1205..	240	~~455.58~~	68.19
A252.50.R.05-12	38	50	5	3	40	43	22	3,2	RNHU 1205..	250	~~553.17~~	82.87
A252.52.R.05-12	40	52	5	3	40	43	22	3,2	RNHU 1205..	252	~~554.50~~	82.87
A252.63.R.06-12	51	63	6	3	40	48	22	3,2	RNHU 1205..	263	~~683.35~~	102.80

RNHU

Designation	IC mm	D1 mm	S mm
RNHU 1205..	12	4.4	5.30

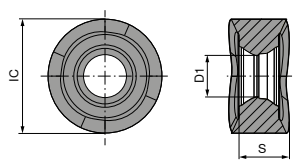

RNHU

CERATIZIT \ Performance

	-M32 CTPM245 DRAGONSKIN	-M31 CTC5240 DRAGONSKIN
	 RNHU	 RNHU
ISO	51 107 ... PG 1H/17	50 521 ... PG 1H/17
	£ £	£ £
1205M4ER	475 ~~32.89~~ 27.96	552 ~~32.89~~ 27.96
P	●	
M	●	
K		
N		
S		●
H		
O		



UKS

UK LOGISTICS

WHEN YOU SEE THIS LOGO
IT´S IN STOCK IN SHEFFIELD



Customer Service Centre
Freephone: 0800 073 2 073
Email: info.uk@ceratizit.com

Ordering via the Online Shop
http://cuttingtools.ceratizit.com

MaxiMill – 251 RS Shell mill



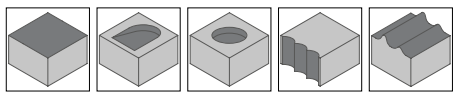

CERATIZIT \ Performance

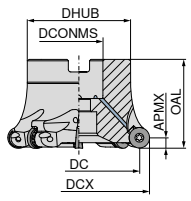



ISO designation	DCX mm	DC mm	OAL mm	APMX mm	DHUB mm	DCONMS $_{H6}$ mm	RPMX 1/min.	Insert	ZNF	50 686 ...	£	£
												PG 2B/40
A251.40.R.05-10-RS	40	30	40	5	38	16	16000	RP.X 10T3..	5	**140**	~~438.75~~	53.50
A251.42.R.06-10-RS	42	32	40	5	38	16	16000	RP.X 10T3..	6	**142**	~~495.05~~	61.89
A251.50.R.06-10-RS	50	40	40	5	43	22	12500	RP.X 10T3..	6	**150**	~~512.25~~	63.99
A251.52.R.06-10-RS	52	42	40	5	43	22	12500	RP.X 10T3..	6	**152**	~~512.25~~	63.99
A251.40.R.04-12-RS	40	28	40	6	38	16	15900	RP.X 1204..	4	**340**	~~396.23~~	49.30
A251.50.R.05-12-RS	50	38	40	6	43	22	12500	RP.X 1204..	5	**050**	~~480.88~~	59.79
A251.52.R.05-12-RS	52	40	40	6	43	22	12500	RP.X 1204..	5	**052**	~~504.39~~	66.09
A251.63.R.06-12-RS	63	51	40	6	48	22	10000	RP.X 1204..	6	**063**	~~593.75~~	73.43
A251.66.R.07-12-RS	66	54	40	6	48	22	9000	RP.X 1204..	7	**166**	~~625.97~~	81.82
A251.80.R.07-12-RS	80	68	50	6	58	27	8000	RP.X 1204..	7	**080**	~~669.80~~	82.87

RPHX / RPNX

Designation	IC mm	D1 mm	S mm
RP.X 10T3..	10	3.4	3.97
RP.X 1204..	12	4.4	4.76

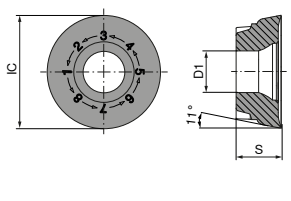

RPHX / RPNX

CERATIZIT \ Performance

ISO	UKS -M31 CTC5240 DRAGONSKIN RPHX 50 493 ... PG 1H/17			UKS -M50 CTPP235 DRAGONSKIN RPNX 51 054 ... PG 1B/61			UKS -F50 CTPP235 DRAGONSKIN RPHX 51 051 ... PG 1B/61			UKS -M50 CTPM240 DRAGONSKIN RPHX 51 050 ... PG 1B/61		
		£	£		£	£		£	£		£	£
10T3M4EN	**550** [1]	~~19.62~~	16.68									
10T3M8EN	**551**	~~19.62~~	16.68									
10T3M8SN				**12000**	~~11.03~~	8.87	**12000**	~~15.53~~	11.64	**420**	~~15.53~~	11.64
1204M4EN	**552** [1]	~~21.61~~	18.37									
1204M6EN	**56200**	~~21.61~~	18.37									
1204M8EN	**582**	~~21.61~~	18.37									
1204M8SN				**125**	~~13.60~~	10.20	**125**	~~17.03~~	12.77	**425**	~~17.03~~	12.77
P				●			●			○		
M				○			○			●		
K				○			○					
N												
S	●											
H												
O												

1) Insert with 4 indexes



MaxiMill – 242 Chamfer Cutter

▲ Caution: Use only inserts with a corner radius of less than 1.6 mm
▲ ZEFP = number of inserts
▲ ZNP = tooth rows

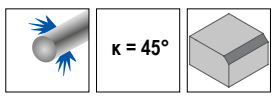

CERATIZIT \ Performance

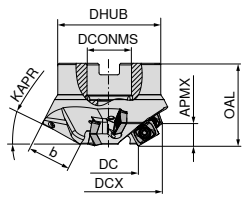



KAPR °	DC mm	DCX mm	ZNF	APMX mm	ZEFP	b ±0,3 mm	OAL mm	DCONMS mm	DHUB mm	ZNP	torque moment Nm	Insert	50 768 ...	£	£
															PG 2B/40
30	35	83.60	3	13.6	6	27.6	50	27	62.5	2	3,2	LD.. 15...	**13003**	~~455.84~~	68.19
45	35	74.60	3	19.3	6	27.6	50	27	62.5	2	3,2	LD.. 15...	**14503**	~~455.84~~	68.19
15	35	89.60	3	7.0	6	27.6	50	27	62.5	2	3,2	LD.. 15...	**11503**	~~455.84~~	68.19
60	35	62.70	3	23.6	6	27.6	50	22	49.0	2	3,2	LD.. 15...	**16003**	~~455.84~~	68.19
75	35	49.48	3	26.7	6	27.6	60	22	49.0	2	3,2	LD.. 15...	**17503** 1)	~~455.84~~	68.19

1) Version with Powerscrew

LDFT

CERATIZIT \ Performance

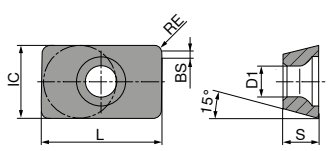

ISO designation	IC mm	D1 mm	L mm	BS mm	S mm	ISO	RE mm	LDFT	51 157 ...	£	£
											PG 1A/90
LDFT 150408FR	9.52	4.4	15	1.2	4.76	150408FR	0.8		**00802**	~~29.75~~	22.31

UKS | -F10 | CTPX715 | DRAGONSKIN



Indexable chamfer milling 90°

Scope of supply:
Indexable insert countersink including clamping screws

KOMET \ Performance

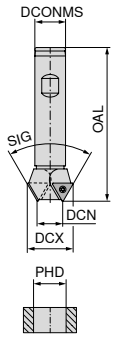

UKS | WPS



DCX mm	DCN mm	PHD mm	ZEFP	DCONMS mm	OAL mm	Insert	30 196 ...	£	£
									PG U1/4D
19	7	9.5	2	16	100	TOHX 090204	**19000**	~~489.25~~	52.45
23	11	12.0	2	16	100	TOHX 090204	**23000**	~~496.08~~	52.45
26	11	12.0	1	16	100	TOHX 090204	**26000**	~~500.69~~	52.45
30	12	13.0	2	20	100	TOHX 140305	**30000**	~~523.53~~	52.45
34	16	17.0	2	20	100	TOHX 140305	**34000**	~~532.57~~	52.45
37	19	20.0	2	20	100	TOHX 140305	**37000**	~~532.57~~	52.45

Indexable chamfer milling 60°

Scope of supply:
Indexable insert countersink including clamping screws

KOMET \ Performance

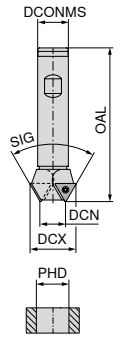

UKS | WPS



DCX mm	DCN mm	PHD mm	ZEFP	DCONMS mm	OAL mm	Insert	30 197 ...	£	£
									PG U1/4D
16.5	8.1	8.5	1	16	100	TOHX 090204	**16500**	~~496.08~~	52.45
20.0	11.6	12.0	2	16	100	TOHX 090204	**20000**	~~500.69~~	52.45
22.0	13.6	14.0	2	16	100	TOHX 090204	**22000**	~~523.53~~	52.45
23.5	15.1	15.5	2	16	100	TOHX 090204	**23500**	~~532.57~~	52.45
25.5	17.1	17.5	2	16	100	TOHX 090204	**25500**	~~532.57~~	52.45

TOHX

KOMET \ Performance

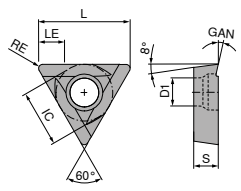

UKS | -G12 | BK8425

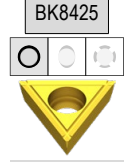

UKS | -G12 | BK8425



ISO designation	L mm	S mm	D1 mm	IC mm	ISO	RE mm	F	62 603 ...	£	£	F	62 603 ...	£	£
										PG 1A/3#				PG 1A/3#
TOHX 06T103EL	6.50	1.80	2.2	4.0	06T103EL	0.3						**30200**	~~22.92~~	17.19
TOHX 090204EL	9.12	2.50	2.8	5.6	090204EL	0.4						**31800**	~~25.93~~	19.45
TOHX 090204EN	9.12	2.50	2.8	5.6	090204EN	0.4	**31400**		~~26.70~~	20.03				
TOHX 140304EL	13.62	3.00	3.8	8.2	140304EL	0.4						**32600**	~~29.24~~	21.92
P							●					●		
M							●					●		
K							●					●		
N							○					○		
S							●					●		
H							○					○		
O														

Customer Service Centre
Freephone: 0800 073 2 073
Email: info.uk@ceratizit.com

Ordering via the Online Shop
http://cuttingtools.ceratizit.com

MaxiMill – Slot-SX slot milling and parting off cutter

Scope of supply:

Slot milling and parting off cutters **without** assembly key, **without** clamping screws

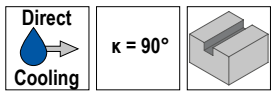

CERATIZIT \ Performance

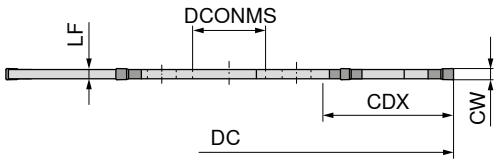



Designation	DC mm	CW mm	CDX mm	DCONMS H6 mm	DHUB mm	OAL mm	ZEFP	Insert	Adapter	50 383 ...	£	PG 2B/40 £
ASLOT.80.R.6.13.DC-SX2	80	2	23	13	32	2.675	6	SX E2 ..	AD.SLOT.13...	**08002**	~~614.87~~	76.58
ASLOT.80.R.6.13.DC-SX3	80	3	23	13		2.750	6	SX E3 ..	AD.SLOT.13...	**08003**	~~614.87~~	76.58
ASLOT.80.R.4.13.DC-SX4	80	4	23	13		3.750	4	SX E4 ..	AD.SLOT.13...	**08004**	~~614.87~~	76.58
ASLOT.80.R.4.13.DC-SX5	80	5	23	13		4.750	4	SX E5 ..	AD.SLOT.13...	**08005**	~~614.87~~	76.58

Ejector SX

Spare parts for Article no.	£	70 950 ...
50 383 08002	26.23	**836**
50 383 08003	26.23	**836**
50 383 08004	26.23	**837**
50 383 08005	26.23	**837**

MaxiMill – Slot-SX slot milling and parting off cutter

Scope of supply:

Slot milling and parting off cutters **without** assembly key, **without** clamping screws

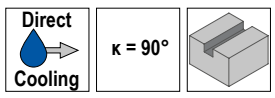

CERATIZIT \ Performance

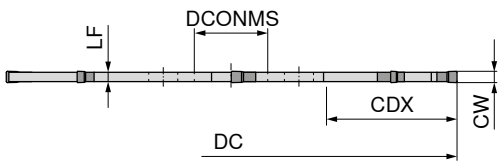



Designation	DC mm	CW mm	CDX mm	DCONMS H6 mm	DHUB mm	OAL mm	ZEFP	Insert	Adapter	50 384 ...	£	PG 2B/40 £
ASLOT.100.R.8.22.DC-SX2	100	2	29	22	40	2.675	8	SX E2 ..	AD.SLOT.22...	**10002**	~~818.75~~	101.75
ASLOT.100.R.8.22.DC-SX3	100	3	29	22		2.750	8	SX E3 ..	AD.SLOT.22...	**10003**	~~818.75~~	101.75
ASLOT.100.R.6.22.DC-SX4	100	4	29	22		3.750	6	SX E4 ..	AD.SLOT.22...	**10004**	~~818.75~~	101.75
ASLOT.100.R.6.22.DC-SX5	100	5	29	22		4.750	6	SX E5 ..	AD.SLOT.22...	**10005**	~~818.75~~	101.75
ASLOT.100.R.4.22.DC-SX6	100	6	29	22		5.700	4	SX E6 ..	AD.SLOT.22...	**10006**	~~818.75~~	101.75

Ejector SX

Spare parts for Article no.	£	70 950 ...
50 384 10002	26.23	**836**
50 384 10003	26.23	**836**
50 384 10004	26.23	**837**
50 384 10005	26.23	**837**
50 384 10006	26.23	**837**

MaxiMill – Slot-SX slot milling and parting off cutter

Scope of supply:

Slot milling and parting off cutters **without** assembly key, **without** clamping screws

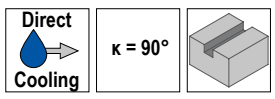

CERATIZIT \ Performance

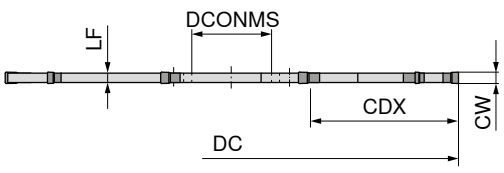



Designation	DC mm	CW mm	CDX mm	DCONMS H6 mm	DHUB mm	OAL mm	ZEFP	Insert	Adapter	50 385 ...	£	PG 2B/40 £
ASLOT.125.R.10.22.DC-SX2	125	2	42	22	40	2.675	10	SX E2 ..	AD.SLOT.22...	**12502**	~~1,023.47~~	126.93
ASLOT.125.R.10.22.DC-SX3	125	3	42	22		2.750	10	SX E3 ..	AD.SLOT.22...	**12503**	~~1,023.47~~	126.93

Ejector SX

Spare parts for Article no.	£	70 950 ...
50 385 12502	26.23	**836**
50 385 12503	26.23	**836**

MaxiMill – Slot-SX slot milling and parting off cutter

Scope of supply:

Slot milling and parting off cutters **without** assembly key, **without** clamping screws

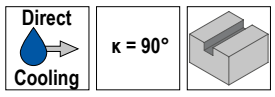

CERATIZIT \ Performance

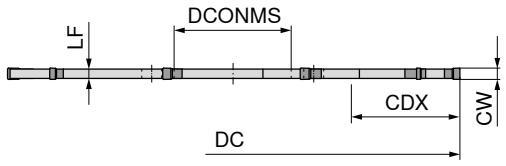



Designation	DC mm	CW mm	CDX mm	DCONMS h6 mm	DHUB mm	OAL mm	ZEFP	Insert	Adapter	50 386 ...	£	£
												PG 2B/40
ASLOT.125.R.10.32.DC-SX2	125	2	30	32	63	2.675	10	SX E2 ..	AD.SLOT.32...	**12502**	~~1,023.47~~	126.93
ASLOT.125.R.10.32.DC-SX3	125	3	30	32		2.750	10	SX E3 ..	AD.SLOT.32...	**12503**	~~1,023.47~~	126.93
ASLOT.125.R.8.32.DC-SX4	125	4	30	32		3.750	8	SX E4 ..	AD.SLOT.32...	**12504**	~~1,023.47~~	126.93
ASLOT.125.R.8.32.DC-SX5	125	5	30	32		4.750	8	SX E5 ..	AD.SLOT.32...	**12505**	~~1,023.47~~	126.93
ASLOT.125.R.8.32.DC-SX6	125	6	30	32		5.700	8	SX E6 ..	AD.SLOT.32...	**12506**	~~1,023.47~~	126.93

Ejector SX

Spare parts for Article no.	£	70 950 ...
50 386 12502	26.23	**836**
50 386 12503	26.23	**836**
50 386 12504	26.23	**837**
50 386 12505	26.23	**837**
50 386 12506	26.23	**837**

MaxiMill – Slot-SX multipurpose milling cutter adapter

Scope of supply:

Multipurpose milling cutter adapter including screws



CERATIZIT \ Performance

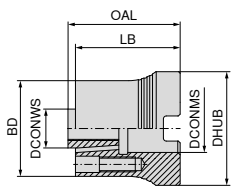



Designation	DCONMS mm	DCONWS h6 mm	LB mm	OAL mm	BD mm	50 395 ...	£	£
								PG 2E/45
AD.SLOT.13.32.A16	16	13	35	37.5	32	**01300**	~~191.68~~	24.13
AD.SLOT.22.40.A22	22	22	35	37.5	40	**02200**	~~196.75~~	24.13
AD.SLOT.32.63.A27	27	32	45	47.5	63	**03200**	~~214.80~~	26.23
AD.SLOT.40.80.A32.SK	32	40	55	57.5	80	**04000**	~~272.12~~	33.57
AD.SLOT.40.80.A32.ZK	32	40	55	57.5	80	**04100**	~~272.12~~	33.57

Insert SX

▲ Specially developed geometry with negative edge-chamfers available in right, left and neutral types



F	M	R

CERATIZIT \ Performance

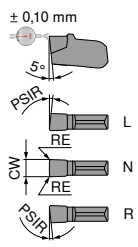

UKS

-M1

CTP1340

DRAGONSKIN

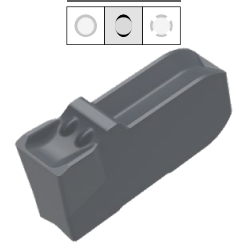

Designation	IH	CW +/-0,05 mm	for tool holder	70 342 ...	£	£
						PG 1C/72
SX E2.00 N 0.20	N	2	-SX2	**622**	~~15.35~~	11.51
SX E3.00 N 0.20	N	3	-SX3	**623**	~~16.32~~	12.24
SX E4.00 N 0.30	N	4	-SX4	**624**	~~17.22~~	12.92
SX E5.00 N 0.30	N	5	-SX5	**625**	~~18.33~~	13.74
SX E6.00 N 0.40	N	6	-SX6	**626**	~~19.75~~	14.81

P	●
M	●
K	●
N	○
S	●
H	
O	○

Customer Service Centre
Freephone: 0800 073 2 073
Email: info.uk@ceratizit.com

Ordering via the Online Shop
http://cuttingtools.ceratizit.com



CLAMPING TECHNOLOGY



Centro-P – highest performance and accuracy for all milling and drilling applications.



Standard Line – range of tools to support all standard applications.



BT-FC – face and taper contact. For highest stability and process security in compatible machines.



HSK-A – Full range of HSK-A toolholding for multi-tasking lathes



VDI – Full range



CentriClamp ZSG4 – High performance, cost effective workholding solution.

ER Precision Collet chuck – Centro-P

- ▲ for standard or sealed nuts
- ▲ maximum size collet to ISO tolerance field H10
- ▲ for clamping a roll key is required
- ▲ p_{max} = 80 bar
- ▲ also available with Balluff chip **on request**

Scope of supply:

Holder **without** nut, **without** backstop

Centro-P WNT \ Performance

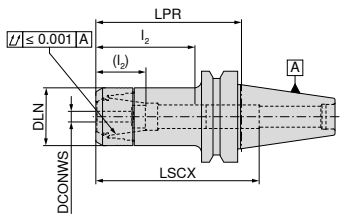



AD

G 2,5 n_{max} 25000

Adapter	DCONWS	LPR	DLN	LSCX	l_2 (l_2)	for collet	84 524 ...	PG Y8	
	mm	mm	mm	mm	mm			£	£
BT 40	1 - 10	75	30	90	38 - 53 (29 - 39)	426E (ER16)	210	~~186.01~~	61.89
BT 40	1 - 10	90	30	120	30 - 50 (29 - 36)	426E (ER16)	310	~~220.42~~	72.38
BT 40	1 - 10	120	30	140	29 - 45 (29 - 35)	426E (ER16)	410	~~300.14~~	99.66
BT 40	1 - 10	150	30	180	29 - 45 (29 - 32)	426E (ER16)	510	~~323.57~~	107.00
BT 40	2 - 16	60	40	92	44 - 64 (36 - 46)	430E (ER25)	116	~~211.05~~	70.28
BT 40	2 - 16	75	40	100	42 - 59 (36 - 41)	430E (ER25)	216	~~186.01~~	61.89
BT 40	2 - 16	90	40	91	42 - 59 (36 - 41)	430E (ER25)	316	~~220.42~~	72.38
BT 40	2 - 16	120	40	91	40 - 65 (36 - 47)	430E (ER25)	416	~~323.57~~	107.00
BT 40	2 - 16	150	40	100	40 - 64 (36 - 45)	430E (ER25)	516	~~347.03~~	114.34
BT 40	2 - 16	200	40	150	40 - 64 (36 - 45)	430E (ER25)	616	~~399.60~~	132.17
BT 40	2 - 20	60	50	55	45 - 64 (42 - 46)	470E (ER32)	120	~~211.05~~	70.28
BT 40	2 - 20	75	50	100	42 - 76 (42 - 52)	470E (ER32)	220	~~186.01~~	61.89
BT 40	2 - 20	90	50	100	42 - 76 (42 - 52)	470E (ER32)	320	~~220.42~~	72.38
BT 40	2 - 20	120	50	110	42 - 71 (42 - 53)	470E (ER32)	420	~~323.57~~	107.00
BT 40	2 - 20	150	50	110	42 - 71 (42 - 53)	470E (ER32)	520	~~347.03~~	114.34

LSCX = clamping depth without back stop screw for shanks
l_2 = with back stop screw 1, dimension in brackets ( ) = with back stop screw 2
dimension LPR when using tightening nuts with seals 4 mm longer

Roll key

- ▲ Version CP = for Centro-P lock nuts
- ▲ Version STD = for standard lock nuts
- ▲ Version HDC = for HDC lock nuts

WNT \ Performance



for lock nut	DLN	84 950 ...	PG Y8	
	mm		£	£
426E / ER 16 CP	30	027	~~145.99~~	48.25
430E / ER 25 CP	40	054	~~171.83~~	56.65
470E / ER 32 CP + STD	50	056	~~160.34~~	53.50

ER precision collet for precision collet chucks – Centro-P

- ▲ DIN ISO 15488-B (old DIN 6499-B)
- ▲ 12 times slotted
- ▲ Double taper collet
- ▲ Coloured ring as identification of precision collet
- ▲ ER08: 5 µm runout and repeatability
- ▲ Coated precision collet

ER-B 2 µm WNT \ Performance

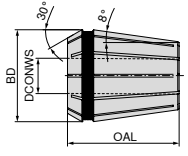

DCONWS	BD = 17 OAL = 27.5 426 E / ER16			BD = 26 OAL = 34 430 E / ER25			BD = 33 OAL = 40 470 E / ER32		
mm	84 596 ...	PG Y8		84 597 ...	PG Y8		84 598 ...	PG Y8	
		£	£		£	£		£	£
1.0	010	~~119.54~~	39.86						
1.1	011	~~213.82~~	70.28						
1.2	012	~~213.82~~	70.28						
1.4	014	~~213.82~~	70.28						
1.5	015	~~119.54~~	39.86						
1.6	016	~~213.82~~	70.28						
1.8	018	~~213.82~~	70.28						
2.0	020	~~102.11~~	33.57	020	~~105.71~~	34.62	020	~~108.11~~	35.67
2.2	022	~~189.80~~	62.94						
2.4	024	~~189.80~~	62.94						
2.5	025	~~102.11~~	33.57	025	~~105.71~~	34.62			
2.6	026	~~189.80~~	62.94						
2.8	028	~~189.80~~	62.94						
3.0	030	~~86.49~~	28.32	030	~~88.90~~	29.37	030	~~90.11~~	29.37
3.2	032	~~169.19~~	55.60						
3.4	034	~~149.91~~	49.30						
3.5	035	~~110.11~~	36.72	035	~~115.35~~	37.76			
3.6	036	~~169.19~~	55.60						
3.8	038	~~169.19~~	55.60						
4.0	040	~~86.49~~	28.32	040	~~88.90~~	29.37	040	~~90.11~~	29.37
4.5	045	~~110.11~~	36.72	045	~~115.35~~	37.76			
5.0	050	~~86.49~~	28.32	050	~~88.90~~	29.37	050	~~90.11~~	29.37
5.5	055	~~110.11~~	36.72	055	~~115.35~~	37.76			
5.6	056	~~169.19~~	55.60						
6.0	060	~~86.49~~	28.32	060	~~88.90~~	29.37	060	~~90.11~~	29.37
6.3	063	~~169.19~~	55.60						
6.5	065	~~110.11~~	36.72	065	~~115.35~~	37.76			

Clamping range covered: H10 corresponding to shank Ø DCONWS

ER Precision Collet chuck – Centro-P

- ▲ for standard or sealed nuts
- ▲ maximum size collet to ISO tolerance field H10
- ▲ for clamping a roll key is required
- ▲ p_{max} = 80 bar
- ▲ also available with Balluff chip **on request**

Scope of supply:

Holder **without** nut, **without** backstop

Centro-P WNT \ Performance

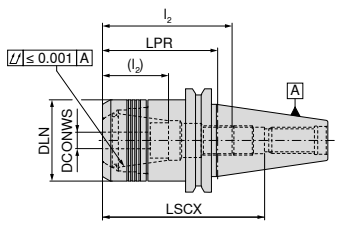



AD/B

G 2,5 n_{max} 25000

Adapter	DCONWS	LPR	DLN	LSCX	l_2 (l_2)	for collet	84 414 ...	PG Y8	
	mm	mm	mm	mm	mm			£	£
SK 40	1 - 10	130	30	140	28 - 50 (14 - 34)	426E (ER16)	510	~~304.86~~	100.70
SK 40	1 - 10	160	30	200	28 - 45 (16 - 31)	426E (ER16)	910	~~336.47~~	111.19
SK 40	2 - 16	45	40	85	35 - 60 (20 - 42)	430E (ER25)	816	~~276.86~~	91.26
SK 40	2 - 16	130	40	140	38 - 67 (21 - 49)	430E (ER25)	516	~~331.33~~	109.10
SK 40	2 - 16	160	40	118	35 - 60 (20 - 42)	430E (ER25)	916	~~349.85~~	115.39
SK 40	2 - 20	130	50	114	50 - 74 (36 - 55)	470E (ER32)	620	~~331.33~~	109.10
SK 40	2 - 20	160	50	119	52 - 70 (32 - 52)	470E (ER32)	920	~~349.85~~	115.39
SK 50	2 - 20	100	50	150	53 - 81 (35 - 63)	470E (ER32)	520	~~567.00~~	187.77
SK 50	2 - 20	160	50	200	53 - 83 (35 - 65)	470E (ER32)	720	~~923.71~~	305.26

Centro-P WNT \ Performance

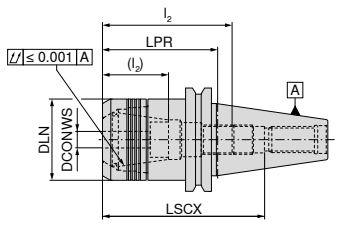



AD

G 2,5 n_{max} 25000

Adapter	DCONWS	LPR	DLN	LSCX	l_2 (l_2)	for collet	84 424 ...	PG Y8	
	mm	mm	mm	mm	mm			£	£
SK 40	1 - 10	70	30	110	28 - 45 (16 - 31)	426E (ER16)	102	~~244.82~~	73.82
SK 40	1 - 10	100	30	140	28 - 45 (16 - 31)	426E (ER16)	103	~~304.49~~	82.04
SK 40	2 - 16	70	40	110	35 - 60 (20 - 42)	430E (ER25)	162	~~226.23~~	73.82
SK 40	2 - 16	100	40	113	35 - 60 (20 - 42)	430E (ER25)	163	~~304.49~~	82.04
SK 40	2 - 20	50	50	85	52 - 70 (26 - 52)	470E (ER32)	201	~~297.62~~	77.92
SK 40	2 - 20	70	50	111	55 - 75 (42 - 62)	470E (ER32)	202	~~211.13~~	73.82
SK 40	2 - 20	100	50	114	52 - 70 (32 - 52)	470E (ER32)	203	~~304.49~~	82.04
SK 40	3 - 26	70	63	105	48 - 55	472E (ER40)	261 1)	~~339.84~~	98.42
SK 50	2 - 16	100	40	150	35 - 64 (20 - 48)	430E (ER25)	167	~~565.05~~	163.19

1) Non standard groove before tool change collar not according to DIN, not suitable for automatic tool change



DCONWS	BD = 17 OAL = 27.5 426 E / ER16			BD = 26 OAL = 34 430 E / ER25			BD = 33 OAL = 40 470 E / ER32		
mm	84 596 ...	PG Y8		84 597 ...	PG Y8		84 598 ...	PG Y8	
		£	£		£	£		£	£
7.0	070	~~86.49~~	28.32	070	~~88.90~~	29.37	070	~~90.11~~	29.37
7.1	071	~~169.19~~	55.60						
7.5	075	~~110.11~~	36.72	075	~~115.35~~	37.76			
8.0	080	~~86.49~~	28.32	080	~~88.90~~	29.37	080	~~90.11~~	29.37
8.5	085	~~110.11~~	36.72	085	~~115.35~~	37.76			
9.0	090	~~86.49~~	28.32	090	~~88.90~~	29.37	090	~~90.11~~	29.37
9.5	095	~~110.11~~	36.72	095	~~115.35~~	37.76			
10.0	100	~~86.49~~	28.32	100	~~88.90~~	29.37	100	~~90.11~~	29.37
10.5				105	~~115.35~~	37.76			
11.0				110	~~88.90~~	29.37	110	~~90.11~~	29.37
11.5				115	~~115.35~~	37.76			
12.0				120	~~88.90~~	29.37	120	~~90.11~~	29.37
12.5				125	~~115.35~~	37.76			
13.0				130	~~88.90~~	29.37	130	~~90.11~~	29.37
13.5				135	~~115.35~~	37.76			
14.0				140	~~88.90~~	29.37	140	~~90.11~~	29.37
14.5				145	~~115.35~~	37.76			
15.0				150	~~88.90~~	29.37	150	~~90.11~~	29.37
15.5				155	~~115.35~~	37.76			
16.0				160	~~88.90~~	29.37	160	~~90.11~~	29.37
17.0							170	~~90.11~~	29.37
18.0							180	~~90.11~~	29.37
19.0							190	~~90.11~~	29.37
20.0							200	~~90.11~~	29.37

Customer Service Centre
Freephone: 0800 073 2 073
Email: info.uk@ceratizit.com

Ordering via the Online Shop
http://cuttingtools.ceratizit.com

ER-Collet chuck

▲ also available with Balluff chip **on request**

Scope of supply:
Holder with lock nut and adjustable back stop

WNT \ Standard

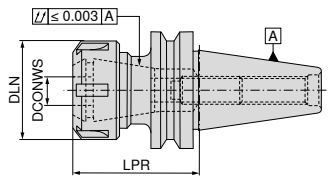



AD/B
G 2,5 n_{max} 25000

Version	Adapter	DCONWS mm	LPR mm	DLN mm	TQX Nm	for collet	82 743 ...	PG Y8 £	£
short	BT 40	1 - 10	60	28	56	426E (ER16)	11069 1)	~~417.72~~	36.72
	BT 40	1 - 16	70	42	104	430E (ER25)	11669	~~423.05~~	38.81
	BT 40	2 - 20	70	50	136	470E (ER32)	12069	~~423.43~~	38.81
	BT 40	3 - 26	70	63	176	472E (ER40)	12669	~~428.34~~	40.91
medium length	BT 40	1 - 10	120	28	56	426E (ER16)	21069 1)	~~429.09~~	41.96
	BT 40	1 - 16	120	42	104	430E (ER25)	21669	~~434.41~~	41.96
	BT 40	2 - 20	120	50	136	470E (ER32)	22069	~~434.78~~	41.96

1) with 6 position lock nut

Shell mill adapter

▲ With fixed drive dogs and enlarged contact face for milling cutters with transverse groove
▲ also available with Balluff chip **on request**

Scope of supply:
Toolholder with clamping screw

WNT \ Standard

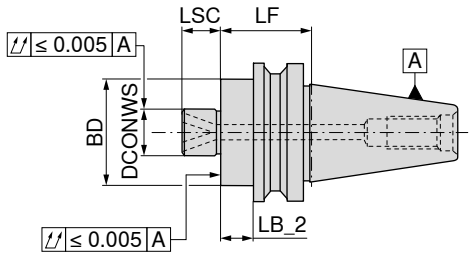



AD/B
G 2,5 n_{max} 25000

Version	Adapter	DCONWS mm	LB_2 mm	LF mm	BD mm	LSC mm	82 745 ...	PG Y8 £	£
short	BT 40	16	25	52	38	17	11669	~~416.42~~	48.25
	BT 40	22	25	52	48	19	12269	~~423.23~~	52.45
	BT 40	27	25	52	58	21	12769	~~425.68~~	52.45
	BT 40	32	23	50	78	24	13269	~~432.31~~	55.60
	BT 40	40	23	50	88	27	14069 1)	~~443.86~~	60.84

1) with cross screw and 4 holes M12, Pitch Circle diameter = 66.7 mm, coolant outlet on the outer diameter of the spigot (DCONWS)!

Cylindrical shank adapter (Weldon)

▲ For shanks according to DIN 6535 HB / 1835 B with lateral clamping flat
▲ also available with Balluff chip **on request**

WNT \ Standard

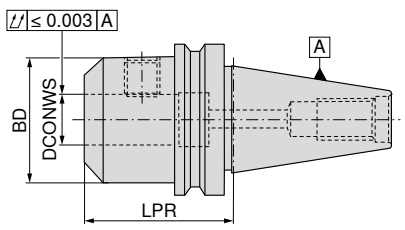



AD/B
G 2,5 n_{max} 25000

Version	Adapter	DCONWS $_{H4}$ mm	LPR mm	BD mm	82 740 ...	PG Y8 £	£
short	BT 40	6	50	25	10669	~~84.31~~	36.72
	BT 40	8	50	28	10869	~~84.31~~	36.72
	BT 40	10	63	35	11069	~~79.58~~	36.72
	BT 40	12	63	42	11269	~~79.58~~	36.72
	BT 40	14	63	44	11469	~~79.58~~	36.72
	BT 40	16	63	48	11669	~~86.16~~	36.72
	BT 40	18	63	50	11869	~~86.16~~	36.72
	BT 40	20	63	52	12069	~~86.16~~	36.72
	BT 40	25	100	65	12569	~~94.53~~	36.72
	BT 40	32	100	72	13269 1)	~~102.83~~	41.96
medium length	BT 40	6	100	25	20669	~~87.89~~	39.86
	BT 40	8	100	28	20869	~~87.89~~	39.86
	BT 40	10	100	35	21069	~~82.97~~	39.86
	BT 40	12	100	42	21269	~~82.97~~	39.86
	BT 40	14	100	44	21469	~~82.41~~	39.86
	BT 40	16	100	48	21669	~~91.12~~	54.55
	BT 40	18	100	50	21869	~~90.72~~	39.86
	BT 40	20	100	52	22069	~~91.12~~	54.55
extra-long	BT 40	6	160	25	40669	~~101.12~~	41.96
	BT 40	8	160	28	40869	~~101.12~~	41.96
	BT 40	10	160	35	41069	~~95.82~~	41.96
	BT 40	12	160	42	41269	~~95.82~~	41.96
	BT 40	14	160	44	41469	~~95.82~~	41.96
	BT 40	16	160	48	41669	~~96.20~~	41.96
	BT 40	18	160	50	41869	~~96.20~~	41.96
	BT 40	20	160	52	42069	~~96.20~~	41.96
	BT 40	25	160	65	42569 1)	~~102.83~~	41.96

1) Version with two grubscrews

Spare parts can be found in → **Chapter 16 Adapters and accessoires in the clamping technology catalogue.**

ER Collet chuck

▲ also available with Balluff chip **on request**

Scope of supply:
Holder with lock nut and adjustable back stop

WNT \ Standard

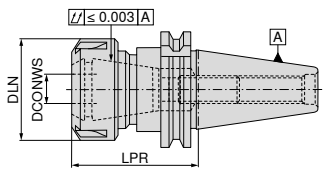



AD/B
G 2,5 n_{max} 25000

Version	Adapter	DCONWS mm	LPR mm	DLN mm	TQX Nm	for collet	82 743 ...	PG Y8 £	£
short	SK 40	1 - 10	60	28	56	426E (ER16)	11079 1)	~~417.72~~	36.72
	SK 40	1 - 16	70	42	104	430E (ER25)	11679	~~423.05~~	38.81
	SK 40	2 - 20	70	50	136	470E (ER32)	12079	~~423.43~~	38.81
	SK 40	3 - 26	70	63	176	472E (ER40)	12679	~~428.34~~	40.91
medium length	SK 40	1 - 10	120	28	56	426E (ER16)	21079 1)	~~429.09~~	41.96
	SK 40	1 - 16	120	42	104	430E (ER25)	21679	~~434.41~~	41.96
	SK 40	2 - 20	120	50	136	470E (ER32)	22079	~~434.78~~	41.96

1) with 6 position lock nut

Shell mill adapter

▲ Screwed drive dogs
▲ also available with Balluff chip **on request**

Scope of supply:
Toolholder with clamping screw

WNT \ Standard

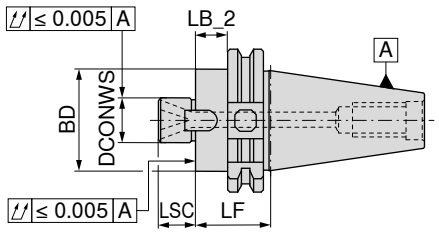



AD/B
G 2,5 n_{max} 25000

Version	Adapter	DCONWS mm	LB_2 mm	LF mm	BD mm	LSC mm	82 745 ...	PG Y8 £	£
short	SK 40	16	25	44	38	17	11679	~~416.42~~	48.25
	SK 40	22	25	44	48	19	12279	~~423.43~~	52.45
	SK 40	27	36	55	58	21	12779	~~425.68~~	52.45
	SK 40	32	31	50	78	24	13279	~~432.31~~	55.60
	SK 40	40	31	50	88	27	14079 1)	~~443.86~~	60.84

1) with cross screw and 4 holes M12, Pitch Circle diameter = 66.7 mm, coolant outlet on the outer diameter of the spigot (DCONWS)!

Cylindrical shank adapter (Weldon)

▲ For shanks according to DIN 6535 HB / 1835 B with lateral clamping flat
▲ also available with Balluff chip **on request**

WNT \ Standard

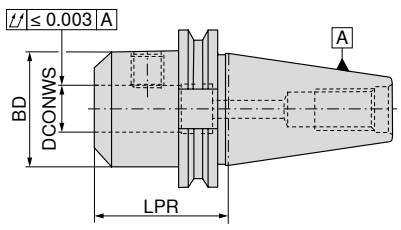



AD/B
G 2,5 n_{max} 25000

Version	Adapter	DCONWS $_{H4}$ mm	LPR mm	BD mm	82 740 ...	PG Y8 £	£
short	SK 40	6	50	25	10679	~~84.31~~	36.72
	SK 40	8	50	28	10879	~~84.31~~	36.72
	SK 40	10	50	35	11079	~~79.58~~	36.72
	SK 40	12	50	42	11279	~~79.58~~	36.72
	SK 40	14	50	44	11479	~~79.58~~	36.72
	SK 40	16	63	48	11679	~~86.16~~	36.72
	SK 40	18	63	50	11879	~~86.16~~	36.72
	SK 40	20	63	52	12079	~~86.16~~	36.72
	SK 40	25	100	65	12579 1)	~~94.53~~	36.72
	SK 40	32	100	72	13279 1)	~~102.83~~	41.96
medium length	SK 40	6	100	25	20679	~~87.89~~	39.86
	SK 40	8	100	28	20879	~~87.89~~	39.86
	SK 40	10	100	35	21079	~~82.97~~	39.86
	SK 40	12	100	42	21279	~~82.97~~	39.86
	SK 40	14	100	44	21479	~~82.41~~	39.86
	SK 40	16	100	48	21679	~~91.12~~	54.55
	SK 40	18	100	50	21879	~~90.72~~	39.86
	SK 40	20	100	52	22079	~~91.12~~	54.55
extra-long	SK 40	6	160	25	40679	~~101.12~~	41.96
	SK 40	8	160	28	40879	~~101.12~~	41.96
	SK 40	10	160	35	41079	~~95.82~~	41.96
	SK 40	12	160	42	41279	~~95.82~~	41.96
	SK 40	14	160	44	41479	~~95.82~~	41.96
	SK 40	16	160	48	41679	~~96.20~~	41.96
	SK 40	18	160	50	41879	~~96.20~~	41.96
	SK 40	20	160	52	42079	~~96.20~~	41.96
	SK 40	25	160	65	42579 1)	~~102.83~~	41.96

1) Version with two grubscrews

Spare parts can be found in → **Chapter 16 Adapters and accessoires in the clamping technology catalogue.**

Customer Service Centre
Freephone: 0800 073 2 073
Email: info.uk@ceratizit.com

Ordering via the Online Shop
http://cuttingtools.ceratizit.com

Cylindrical shank adapter (Weldon) – BT-FC

- ▲ with face contact
- ▲ for shanks according to DIN 6535 / 1835 B with lateral clamping flat
- ▲ also available with Balluff chip **on request**

WNT \ Standard

UKS

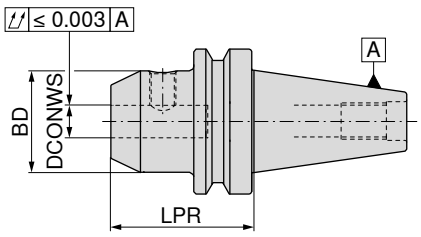



AD
G 2,5 n_{max} 25000

Version	Adapter	DCONWS $_{H4}$ mm	LPR mm	BD mm	84 552 ...	PG Y8 £	£
short	BT-FC 30	6	50	25	006	~~140.14~~	46.16
	BT-FC 30	8	50	28	008	~~140.14~~	46.16
	BT-FC 30	10	50	35	010	~~140.14~~	46.16
	BT-FC 30	12	50	42	012	~~140.14~~	46.16
	BT-FC 30	16	63	48	016	~~150.36~~	49.30
	BT-FC 30	20	63	52	020	~~150.36~~	49.30
	BT-FC 40	6	50	25	106	~~177.60~~	58.74
	BT-FC 40	8	50	28	108	~~171.84~~	56.65
	BT-FC 40	10	63	35	110	~~171.84~~	56.65
	BT-FC 40	12	63	42	112	~~171.84~~	56.65
	BT-FC 40	16	63	48	116	~~171.84~~	56.65
	BT-FC 40	20	63	52	120	~~171.84~~	56.65
	BT-FC 40	25	90	65	125 1)	~~229.45~~	75.53
	BT-FC 40	32	100	72	132 1)	~~229.45~~	75.53
	BT-FC 50	6	63	25	306	~~263.59~~	87.07
	BT-FC 50	8	63	28	308	~~255.80~~	84.97
	BT-FC 50	10	63	35	310	~~255.80~~	84.97
	BT-FC 50	12	80	42	312	~~255.80~~	84.97
	BT-FC 50	16	80	48	316	~~255.80~~	84.97
	BT-FC 50	20	80	52	320	~~255.80~~	84.97
	BT-FC 50	25	100	65	325 1)	~~292.84~~	96.51
	BT-FC 50	32	105	72	332 1)	~~292.84~~	96.51

1) Version with two grubscrews

Shell mill adapter – BT-FC

- ▲ with face contact
- ▲ with fixed drive dogs and enlarged contact face for milling cutters with transverse slot
- ▲ also available with Balluff chip **on request**

WNT \ Standard

UKS

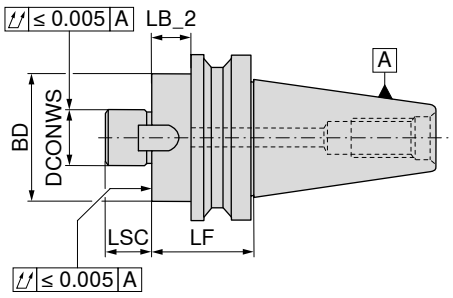



AD
G 6,3 n_{max} 15000

Version	Adapter	DCONWS mm	LB_2 mm	LF mm	BD mm	LSC mm	84 562 ...	PG Y8 £	£
short	BT-FC 30	16	18	39.0	40	17	016	~~154.27~~	51.40
	BT-FC 30	22	18	39.0	50	19	022	~~154.27~~	51.40
	BT-FC 30	27	18	39.0	60	21	027	~~154.27~~	51.40
	BT-FC 30	32	28	49.0	80	24	032	~~154.27~~	51.40
	BT-FC 40	16	8	34.0	40	17	116	~~185.51~~	60.84
	BT-FC 40	22	8	34.0	50	19	122	~~185.51~~	60.84
	BT-FC 40	27	8	34.0	60	21	127	~~185.51~~	60.84
	BT-FC 40	32	23	49.0	80	24	132	~~185.51~~	60.84
	BT-FC 40	40	23	49.0	89	27	140	~~185.51~~	60.84
	BT-FC 50	22	12	48.5	50	19	322	~~214.75~~	71.33
	BT-FC 50	27	12	48.5	60	21	327	~~214.75~~	71.33
	BT-FC 50	32	12	48.5	80	24	332	~~228.45~~	75.53
	BT-FC 50	40	17	53.5	89	27	340	~~228.45~~	75.53

ER Collet chuck – BT-FC

- ▲ with face contact
- ▲ also available with Balluff chip **on request**

Scope of supply:
Toolholder including nut

WNT \ Standard

UKS

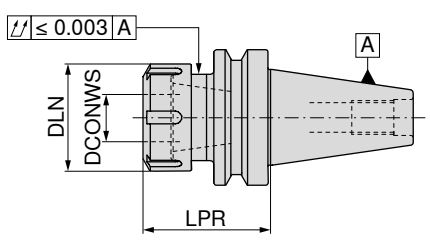



AD
G 2,5 n_{max} 20000

Version	Adapter	DCONWS mm	LPR mm	DLN mm	TQX Nm	for collet	84 557 ...	PG Y8 £	£
short	BT-FC 30	1 - 10	63	28	56	426E (ER16)	010 1)	~~158.15~~	52.45
	BT-FC 30	1 - 16	60	42	104	430E (ER25)	016	~~158.15~~	52.45
	BT-FC 30	2 - 20	60	50	136	470E (ER32)	020	~~158.15~~	52.45
	BT-FC 40	1 - 10	63	28	56	426E (ER16)	110 1)	~~199.21~~	66.09
	BT-FC 40	1 - 16	60	42	104	430E (ER25)	116	~~199.21~~	66.09
	BT-FC 40	2 - 20	60	50	136	470E (ER32)	120	~~199.21~~	66.09
	BT-FC 50	1 - 16	70	42	104	430E (ER25)	316	~~271.38~~	90.21
	BT-FC 50	2 - 20	70	50	136	470E (ER32)	320	~~271.38~~	90.21
medium length	BT-FC 50	1 - 10	100	28	56	426E (ER16)	310 1)	~~271.38~~	90.21

1) with 6 position lock nut

ER Precision Collet chuck – Centro-P – BT-FC

- ▲ with face contact
- ▲ for standard or sealed nuts
- ▲ maximum clamping range covered according to ISO tolerance field H10
- ▲ for clamping a roll key is required
- ▲ p_{max} = 80 bar
- ▲ also available with Balluff chip **on request**

Scope of supply:
Holder **without** nut, **without** backstop

Centro-P WNT \ Performance

UKS

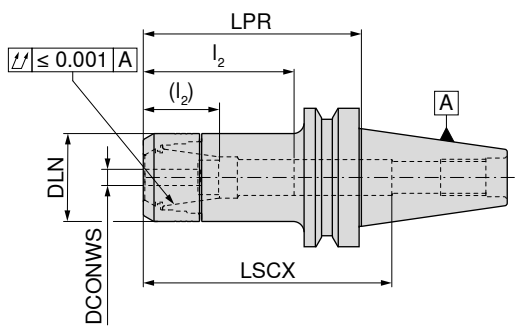



AD
G 2,5 n_{max} 25000

Adapter	DCONWS mm	LPR mm	BD mm	LSCX mm	l_2 (l_2) mm	for collet	84 525 ...	PG Y8 £	£
BT-FC 30	1 - 10	75	30	97	28 - 45 (14 - 31)	426E (ER16)	002	~~322.64~~	107.00
BT-FC 30	2 - 16	75	40	72	38 - 56 (23 - 39)	430E (ER25)	012	~~327.25~~	108.05
BT-FC 30	2 - 20	75	45	84	42 - 62 (24 - 45)	470E (ER32)	022	~~327.25~~	108.05
BT-FC 40	1 - 10	75	30	90	38 - 53 (29 - 39)	426E (ER16)	102	~~359.54~~	118.54
BT-FC 40	2 - 16	75	40	100	42 - 59 (36 - 41)	430E (ER25)	112	~~364.13~~	120.64
BT-FC 40	2 - 20	75	50	100	42 - 76 (42 - 52)	470E (ER32)	122	~~364.13~~	120.64

LSCX = clamping depth without back stop screw for shanks
l_2 = with back stop screw 1, dimension in brackets ( ) = with back stop screw 2
dimension LPR when using tightening nuts with seals 4 mm longer

Spare parts can be found in → **Chapter 16 Adapters and accessoires in the clamping technology catalogue.**

ER precision collet chuck – Centro-P

- ▲ for standard or sealed nuts
- ▲ maximum size collet to ISO tolerance field H10
- ▲ for clamping a roll key is required
- ▲ p_{max} = 80 bar
- ▲ also available with Balluff chip **on request**

Scope of supply:
Holder **without** nut, **without** backstop

WNT \ Performance

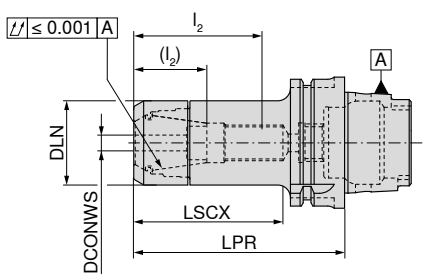



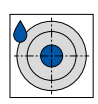

AD
G 2,5 n_{max} 25000

Adapter	DCONWS mm	LPR mm	DLN mm	LSCX mm	l_2 (l_2) mm	for collet	84 722 ...	PG Y8 £	£
HSK-A 50	2 - 16	60	40	37		430E (ER25)	**504** [1]	~~374.34~~	112.30
HSK-A 50	2 - 16	70	40	49	34 - 35	430E (ER25)	**505**	~~374.34~~	112.30
HSK-A 63	1 - 10	55	30	32		426E (ER16)	**609** [1]	~~361.66~~	108.50
HSK-A 63	1 - 10	100	30	71	28 - 45 (16 - 31)	426E (ER16)	**610**	~~351.88~~	105.60
HSK-A 63	1 - 10	130	30	87	26 - 50 (17 - 38)	426E (ER16)	**613**	~~405.44~~	121.60
HSK-A 63	1 - 10	160	30	106	28 - 45 (16 - 31)	426E (ER16)	**611**	~~427.80~~	128.30
HSK-A 63	1 - 10	200	30	136	28 - 45 (16 - 31)	426E (ER16)	**612**	~~729.15~~	216.90
HSK-A 63	2 - 16	60	40	37		430E (ER25)	**615**	~~361.66~~	108.50
HSK-A 63	2 - 16	100	40	70	35 - 55 (24 - 37)	430E (ER25)	**616**	~~351.88~~	105.60
HSK-A 63	2 - 16	130	40	89	37 - 60 (12 - 42)	430E (ER25)	**619**	~~436.60~~	131.00
HSK-A 63	2 - 16	160	40	128	35 - 60 (24 - 42)	430E (ER25)	**617**	~~449.52~~	134.90
HSK-A 63	2 - 20	70	50	46		470E (ER32)	**620**	~~351.88~~	105.60
HSK-A 63	2 - 20	100	50	71	41 - 57 (26 - 39)	470E (ER32)	**621**	~~351.88~~	105.60
HSK-A 63	2 - 20	130	50	101	42 - 69 (18 - 41)	470E (ER32)	**625**	~~436.60~~	131.00
HSK-A 63	2 - 20	160	50	129	52 - 70 (26 - 60)	470E (ER32)	**622**	~~449.52~~	134.90
HSK-A 63	3 - 26	80	63	56		472E (ER40)	**626** [2]	~~452.04~~	135.60
HSK-A 63	3 - 26	120	63	91		472E (ER40)	**62700**	~~373.17~~	112.00

1) Item cannot be combined with backstop screw
2) Non standard groove before tool change collar not according to DIN, not suitable for automatic tool change

LSCX = clamping depth without back stop screw for shanks
l_2 = with back stop screw 1, dimension in brackets ( ) = with back stop screw 2
dimension LPR when using tightening nuts with seals 4 mm longer

ER precision collet chuck, slim – Centro-P

- ▲ for Mini Clamping Nuts
- ▲ Maximum clamping range covered according to ISO tolerance field H10
- ▲ Roll key required for clamping
- ▲ p_{max} 80 bar
- ▲ also available with Balluff chip **on request**

Scope of supply:
Holder **without** nut, **without** backstop

WNT \ Performance

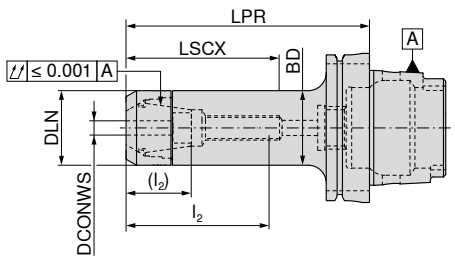



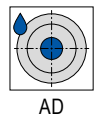

AD
G 2,5 n_{max} 25000

Adapter	DCONWS mm	LPR mm	BD mm	DLN mm	LSCX mm	l_2 (l_2) mm	for collet	84 719 ...	PG Y8 £	£
HSK-A 50	1 - 7	130	16	16	60	15 - 32 (7 - 22)	4008E (ER11)	**407**	~~467.92~~	140.40
HSK-A 63	1 - 10	70	22	22	46	27 - 34 (14 - 20)	426E (ER16)	**610**	~~358.62~~	107.60
HSK-A 63	1 - 10	100	22	22	62	27 - 44 (14 - 30)	426E (ER16)	**710**	~~358.62~~	107.60
HSK-A 63	1 - 10	130	22	22	87	27 - 52 (14 - 38)	426E (ER16)	**810**	~~461.66~~	138.50
HSK-A 63	1 - 10	160	22	22	97	27 - 52 (14 - 38)	426E (ER16)	**910**	~~461.66~~	138.50
HSK-A 63	1 - 7	70	16	16	48	15 - 32 (7 - 22)	4008E (ER11)	**507**	~~358.62~~	107.60
HSK-A 63	1 - 7	100	16	16	68	18 - 36 (12 - 26)	4008E (ER11)	**607**	~~374.93~~	112.50
HSK-A 63	1 - 7	130	16	16	108	15 - 32 (7 - 22)	4008E (ER11)	**707**	~~461.66~~	138.50
HSK-A 63	1 - 7	160	16	16	68	18 - 36 (12 - 26)	4008E (ER11)	**608**	~~488.71~~	146.60

LSCX = clamping depth without back stop screw for shanks
l_2 = with back stop screw 1, dimension in brackets ( ) = with back stop screw 2
dimension LPR when using tightening nuts with seals 4 mm longer

Customer Service Centre
Freephone: 0800 073 2 073
Email: info.uk@ceratizit.com

Ordering via the Online Shop
http://cuttingtools.ceratizit.com

ER Collet chuck

▲ also available with Balluff chip **on request**

Scope of supply:
Toolholder including nut

WNT \ Standard

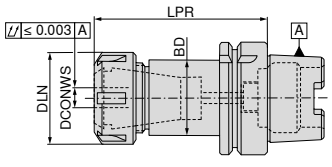



AD
G 2,5 n_{max} 25000

Version	Adapter	DCONWS mm	LPR mm	DLN mm	TQX Nm	for collet	82 743 ...	£	PG Y8/3B £
medium length	HSK-A 63	1 - 10	100	22	56	426E (ER16 mini)	21157	~~205.47~~	61.60
	HSK-A 63	1 - 10	100	32	56	426E (ER16)	21057	~~176.16~~	52.80
	HSK-A 63	1 - 16	100	42	104	430E (ER25)	21657	~~176.16~~	52.80
	HSK-A 63	2 - 20	100	50	136	470E (ER32)	22057	~~176.16~~	52.80
	HSK-A 63	3 - 26	100	63	176	472E (ER40)	22657	~~176.16~~	52.80
extra-long	HSK-A 63	1 - 10	160	22	56	426E (ER16 mini)	41157	~~205.47~~	61.60
	HSK-A 63	1 - 10	160	32	56	426E (ER16)	41057	~~247.77~~	74.30
	HSK-A 63	1 - 16	160	42	104	430E (ER25)	41657	~~247.77~~	74.30
	HSK-A 63	2 - 20	160	50	136	470E (ER32)	42057	~~247.77~~	74.30
	HSK-A 63	3 - 26	160	63	176	472E (ER40)	42657	~~247.77~~	74.30

Shell mill adapter with reduced flange diameter

▲ Screwed drive dogs
▲ also available with Balluff chip **on request**

Scope of supply:
Base body with retaining screw and drive dog

WNT \ Standard

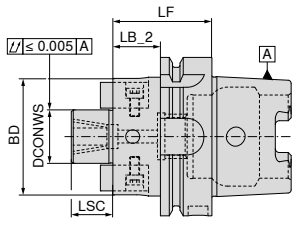



AD
G 2,5 n_{max} 25000

Version	Adapter	DCONWS mm	LB_2 mm	LF mm	BD mm	LSC mm	82 315 ...	£	PG Y8/3B £
short	HSK-A 63	22	34	60	38	19	12257	~~258.15~~	77.40
	HSK-A 63	27	34	60	48	21	12757	~~258.15~~	77.40

Cylindrical shank adapter (Weldon)

▲ For shanks according to DIN 6535 HB / 1835 B with lateral clamping flat
▲ also available with Balluff chip **on request**

WNT \ Standard

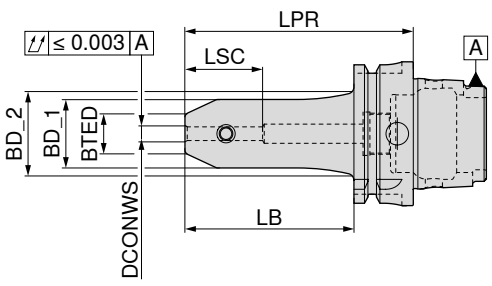



NEW

AD - 2KMB
G 2,5 n_{max} 25000

NEW

AD
G 2,5 n_{max} 25000

Version	Adapter	DCONWS H5 mm	LPR mm	BTED mm	BD_1 mm	BD_2 mm	LB mm	LSC mm	82 740 ...	£	PG Y8/3B £	82 741 ...	£	PG Y8/3B £
short	HSK-A 63	6	65	17	30		39	34	10657	~~213.70~~	64.10	10657	~~162.64~~	48.80
	HSK-A 63	8	65	20	32		39	34	10857	~~213.70~~	64.10	10857	~~162.64~~	48.80
	HSK-A 63	10	65	25	35		39	39	11057	~~213.70~~	64.10	11057	~~162.64~~	48.80
	HSK-A 63	12	80	30	42		54	44	11257	~~213.70~~	64.10	11257	~~162.64~~	48.80
	HSK-A 63	14	80	32	45		54	44	11457	~~213.70~~	64.10	11457	~~162.64~~	48.80
	HSK-A 63	16	80	36	48		54	47	11657	~~213.70~~	64.10	11657	~~162.64~~	48.80
	HSK-A 63	18	80	38	48		54	47	11857	~~213.70~~	64.10	11857	~~162.64~~	48.80
	HSK-A 63	20	80	40	52		54	49	12057	~~213.70~~	64.10	12057	~~162.64~~	48.80
	HSK-A 63	25	110	45	63		84	54	12557 1)	~~213.70~~	64.10	12557 1)	~~162.64~~	48.80
	HSK-A 63	32	110	52	72		84	58	13257 1)	~~213.70~~	64.10	13257 1)	~~162.64~~	48.80
	HSK-A 100	6	80	17	30		51	34	10655	~~286.59~~	86.00	10655	~~250.06~~	75.00
	HSK-A 100	8	80	20	32		51	34	10855	~~286.59~~	86.00	10855	~~250.06~~	75.00
	HSK-A 100	10	80	25	35		51	39	11055	~~286.59~~	86.00	11055	~~250.06~~	75.00
	HSK-A 100	12	80	30	42		51	44	11255	~~286.59~~	86.00	11255	~~250.06~~	75.00
	HSK-A 100	14	80	32	45		51	44	11455	~~286.59~~	86.00	11455	~~250.06~~	75.00
	HSK-A 100	16	100	36	48		71	47	11655	~~286.59~~	86.00	11655	~~250.06~~	75.00
	HSK-A 100	18	100	38	48		71	47	11855	~~286.59~~	86.00	11855	~~250.06~~	75.00
	HSK-A 100	20	100	40	52		71	49	12055	~~286.59~~	86.00	12055	~~250.06~~	75.00
	HSK-A 100	25	100	45	65		71	54	12555 1)	~~286.59~~	86.00	12555 1)	~~250.06~~	75.00
	HSK-A 100	32	100	52	72		71	58	13255 1)	~~286.59~~	86.00	13255 1)	~~250.06~~	75.00
	HSK-A 100	40	110	60	80		81	68	14055 1)	~~286.59~~	86.00	14055 1)	~~250.06~~	75.00
medium length	HSK-A 63	6	100	17	30	36.2	74	34	20657	~~233.69~~	70.10	20657	~~186.68~~	56.00
	HSK-A 63	8	100	20	32	38.2	74	34	20857	~~233.69~~	70.10	20857	~~186.68~~	56.00
	HSK-A 63	10	100	25	35	41.2	74	39	21057	~~233.69~~	70.10	21057	~~186.68~~	56.00
	HSK-A 63	12	100	30	42		74	44	21257	~~233.69~~	70.10	21257	~~186.68~~	56.00
	HSK-A 63	14	100	32	45		74	44	21457	~~233.69~~	70.10	21457	~~186.68~~	56.00
	HSK-A 63	16	100	36	48		74	47	21657	~~233.69~~	70.10	21657	~~186.68~~	56.00
	HSK-A 63	18	100	38	48		74	47	21857	~~233.69~~	70.10	21857	~~186.68~~	56.00
	HSK-A 63	20	100	40	52		74	49	22057	~~233.69~~	70.10	22057	~~186.68~~	56.00
long	HSK-A 63	6	130	17	30	36.2	104	34	30657	~~249.67~~	74.90	30657	~~205.74~~	61.70
	HSK-A 63	8	130	20	32	38.2	104	34	30857	~~249.67~~	74.90	30857	~~205.74~~	61.70
	HSK-A 63	10	130	25	35	41.2	104	39	31057	~~249.67~~	74.90	31057	~~205.74~~	61.70
	HSK-A 63	12	130	30	42	48.2	104	44	31257	~~249.67~~	74.90	31257	~~205.74~~	61.70
	HSK-A 63	14	130	32	45	50.5	104	44	31457	~~249.67~~	74.90	31457	~~205.74~~	61.70
	HSK-A 63	16	130	36	48	50.1	104	47	31657	~~249.67~~	74.90	31657	~~205.74~~	61.70
	HSK-A 63	18	130	38	48	50.1	104	47	31857	~~249.67~~	74.90	31857	~~205.74~~	61.70
	HSK-A 63	20	130	40	52		104	49	32057	~~249.67~~	74.90	32057	~~205.74~~	61.70
	HSK-A 63	25	130	45	63		104	54	32557 1)	~~249.67~~	74.90	32557 1)	~~205.74~~	61.70
	HSK-A 63	32	130	52	72		104	58	33257 1)	~~249.67~~	74.90	33257 1)	~~205.74~~	61.70

1) Version with two grubscrews

Cylindrical shank adapter (Weldon)

▲ For shanks according to DIN 6535 HB / 1835 B with lateral clamping flat
▲ also available with Balluff chip **on request**

WNT \ Standard

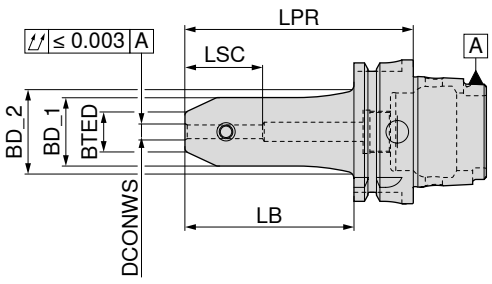



NEW



AD - 2KMB
G 2,5 n_{max} 25000

NEW



AD
G 2,5 n_{max} 25000

Version	Adapter	DCONWS $_{H5}$ mm	LPR mm	BTED mm	BD_1 mm	BD_2 mm	LB mm	LSC mm	82 740 ...	PG Y8/3B £	£	82 741 ...	PG Y8/3B £	£
extra-long	HSK-A 100	6	160	17	30	38.2	131	34	40655	~~340.78~~	122.00	40655	~~325.99~~	114.00
	HSK-A 100	8	160	20	32	40.2	131	34	40855	~~340.78~~	122.00	40855	~~325.99~~	114.00
	HSK-A 100	10	160	25	35	43.2	131	39	41055	~~340.78~~	122.00	41055	~~325.99~~	114.00
	HSK-A 100	12	160	30	42	50.2	131	44	41255	~~340.78~~	122.00	41255	~~325.99~~	114.00
	HSK-A 100	14	160	32	45	53.2	131	44	41455	~~340.78~~	122.00	41455	~~325.99~~	114.00
	HSK-A 100	16	160	36	48	56.2	131	47	41655	~~340.78~~	122.00	41655	~~325.99~~	114.00
	HSK-A 100	18	160	38	48	56.2	131	47	41855	~~340.78~~	122.00	41855	~~325.99~~	114.00
	HSK-A 100	20	160	40	52	60.2	131	49	42055	~~340.78~~	122.00	42055	~~325.99~~	114.00
	HSK-A 100	25	160	45	65	73.2	131	54	42555 [1]	~~340.78~~	122.00	42555 [1]	~~325.99~~	114.00
	HSK-A 100	32	160	52	72	79.5	134	58	43255 [1]	~~340.78~~	122.00	43255 [1]	~~325.99~~	114.00
	HSK-A 63	6	160	17	30	36.2	134	34	40657	~~265.65~~	93.00	40657	~~224.94~~	79.00
	HSK-A 63	8	160	20	32	38.2	134	34	40857	~~265.65~~	93.00	40857	~~224.94~~	79.00
	HSK-A 63	10	160	25	35	41.2	134	39	41057	~~265.65~~	93.00	41057	~~224.94~~	79.00
	HSK-A 63	12	160	30	42	48.2	134	44	41257	~~265.65~~	93.00	41257	~~224.94~~	79.00
	HSK-A 63	14	160	32	45	50.5	134	44	41457	~~265.65~~	93.00	41457	~~224.94~~	79.00
	HSK-A 63	16	160	36	48	50.1	134	47	41657	~~265.65~~	93.00	41657	~~224.94~~	79.00
	HSK-A 63	18	160	38	48	50.1	134	47	41857	~~265.65~~	93.00	41857	~~224.94~~	79.00
	HSK-A 63	20	160	40	52		134	49	42057	~~265.65~~	93.00	42057	~~224.94~~	79.00
	HSK-A 63	25	160	45	63		134	54	42557 [1]	~~265.65~~	93.00	42557 [1]	~~224.94~~	79.00

1) Version with two grubscrews



Customer Service Centre
Freephone: 0800 073 2 073
Email: info.uk@ceratizit.com

Ordering via the Online Shop
http://cuttingtools.ceratizit.com

ER precision collet

▲ DIN ISO 15488-B (old DIN 6499-B)
▲ Double taper collet
▲ 16 times slotted

ER-B 20 µm WNT \ Standard

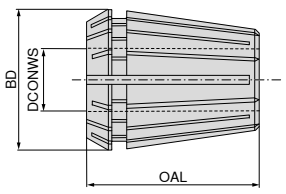

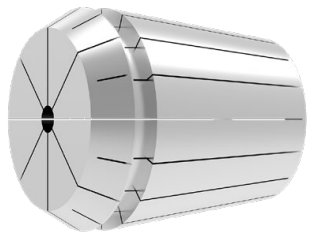

DCONWS mm		BD = 17 OAL = 27.5 426 E / ER16			BD = 21 OAL = 31.5 428 E / ER20			BD = 26 OAL = 34 430 E / ER25			BD = 33 OAL = 40 470 E / ER32			BD = 41 OAL = 46 472 E / ER40		
		82 687 ...	PG	Y8	82 688 ...	PG	Y8	82 689 ...	PG	Y8	82 690 ...	PG	Y8	82 691 ...	PG	Y8
			£	£		£	£		£	£		£	£		£	£
1		01000	~~30.59~~	11.54	01000	~~31.62~~	10.49									
2		02000	~~30.59~~	11.54	02000	~~31.62~~	10.49	02000	~~32.83~~	11.54						
3		03000	~~24.87~~	9.44	03000	~~22.99~~	7.34	03000	~~24.64~~	7.34	03000	~~26.53~~	8.39	03000	~~33.48~~	10.49
4		04000	~~24.87~~	9.44	04000	~~22.99~~	7.34	04000	~~24.64~~	7.34	04000	~~26.53~~	8.39	04000	~~33.48~~	10.49
5		05000	~~24.87~~	9.44	05000	~~22.99~~	7.34	05000	~~24.64~~	7.34	05000	~~26.53~~	8.39	05000	~~33.48~~	10.49
6		06000	~~24.87~~	9.44	06000	~~22.99~~	7.34	06000	~~24.64~~	7.34	06000	~~26.53~~	8.39	06000	~~33.48~~	10.49
7		07000	~~24.87~~	9.44	07000	~~22.99~~	7.34	07000	~~24.64~~	7.34	07000	~~26.53~~	8.39	07000	~~33.48~~	10.49
8		08000	~~24.87~~	9.44	08000	~~22.99~~	7.34	08000	~~24.64~~	7.34	08000	~~26.53~~	8.39	08000	~~33.48~~	10.49
9		09000	~~24.87~~	9.44	09000	~~22.99~~	7.34	09000	~~24.64~~	7.34	09000	~~26.53~~	8.39	09000	~~33.48~~	10.49
10		10000	~~24.87~~	9.44	10000	~~22.99~~	7.34	10000	~~24.64~~	7.34	10000	~~26.53~~	8.39	10000	~~33.48~~	10.49
11					11000	~~22.99~~	7.34	11000	~~24.64~~	7.34	11000	~~26.53~~	8.39	11000	~~33.48~~	10.49
12					12000	~~22.99~~	7.34	12000	~~24.64~~	7.34	12000	~~26.53~~	8.39	12000	~~33.48~~	10.49
13					13000	~~22.99~~	7.34	13000	~~24.64~~	7.34	13000	~~26.53~~	8.39	13000	~~33.48~~	10.49
14								14000	~~24.64~~	7.34	14000	~~26.53~~	8.39	14000	~~33.48~~	10.49
15								15000	~~24.64~~	7.34	15000	~~26.53~~	8.39	15000	~~33.48~~	10.49
16								16000	~~24.64~~	7.34	16000	~~26.53~~	8.39	16000	~~33.48~~	10.49
17											17000	~~26.53~~	8.39	17000	~~33.48~~	10.49
18											18000	~~26.53~~	8.39	18000	~~33.48~~	10.49
19											19000	~~26.53~~	8.39	19000	~~33.48~~	10.49
20											20000	~~26.53~~	8.39	20000	~~33.48~~	10.49
21														21000	~~33.48~~	10.49
22														22000	~~33.48~~	10.49
23														23000	~~33.48~~	10.49
24														24000	~~33.48~~	10.49
25														25000	~~33.48~~	10.49
26														26000	~~33.48~~	10.49

Collet Set

Scope of supply

82 687 01000 DCONWS 1,0
82 687 02000 DCONWS 2,0
82 687 03000 DCONWS 3,0
82 687 04000 DCONWS 4,0
82 687 05000 DCONWS 5,0
82 687 06000 DCONWS 6,0
82 687 07000 DCONWS 7,0
82 687 08000 DCONWS 8,0
82 687 09000 DCONWS 9,0
82 687 10000 DCONWS 10,0



Set	BD mm	OAL mm		82 687 ...	PG	Y8
					£	£
426 E / ER16	17	27.5	99900	~~275.43~~		147.91

Collet Set

Scope of supply

82 688 01000 DCONWS 1,0
82 688 02000 DCONWS 2,0
82 688 03000 DCONWS 3,0
82 688 04000 DCONWS 4,0
82 688 05000 DCONWS 5,0
82 688 06000 DCONWS 6,0
82 688 07000 DCONWS 7,0
82 688 08000 DCONWS 8,0
82 688 09000 DCONWS 9,0
82 688 10000 DCONWS 10,0
82 688 11000 DCONWS 11,0
82 688 12000 DCONWS 12,0
82 688 13000 DCONWS 13,0



Set	BD mm	OAL mm		82 688 ...	PG	Y8
					£	£
428 E / ER20	21	31.5	99900	~~295.76~~		147.91

Collet Set

Scope of supply

82 689 02000 DCONWS 2,0
82 689 03000 DCONWS 3,0
82 689 04000 DCONWS 4,0
82 689 05000 DCONWS 5,0
82 689 06000 DCONWS 6,0
82 689 07000 DCONWS 7,0
82 689 08000 DCONWS 8,0
82 689 09000 DCONWS 9,0
82 689 10000 DCONWS 10,0
82 689 11000 DCONWS 11,0
82 689 12000 DCONWS 12,0
82 689 13000 DCONWS 13,0
82 689 14000 DCONWS 14,0
82 689 15000 DCONWS 15,0
82 689 16000 DCONWS 16,0



Set	BD mm	OAL mm		82 689 ...	PG	Y8
					£	£
430 E / ER25	26	34	99900	~~388.42~~		147.91

Collet Set

Scope of supply

82 690 03000 DCONWS 3,0
82 690 04000 DCONWS 4,0
82 690 05000 DCONWS 5,0
82 690 06000 DCONWS 6,0
82 690 07000 DCONWS 7,0
82 690 08000 DCONWS 8,0
82 690 09000 DCONWS 9,0
82 690 10000 DCONWS 10,0
82 690 11000 DCONWS 11,0
82 690 12000 DCONWS 12,0
82 690 13000 DCONWS 13,0
82 690 14000 DCONWS 14,0
82 690 15000 DCONWS 15,0
82 690 16000 DCONWS 16,0
82 690 17000 DCONWS 17,0
82 690 18000 DCONWS 18,0
82 690 19000 DCONWS 19,0
82 690 20000 DCONWS 20,0



Set	BD mm	OAL mm		82 690 ...	PG	Y8
					£	£
470 E / ER32	33	40	99900	~~476.68~~		157.35

Collet Set

Scope of supply

82 691 03000 DCONWS 3,0
82 691 04000 DCONWS 4,0
82 691 05000 DCONWS 5,0
82 691 06000 DCONWS 6,0
82 691 07000 DCONWS 7,0
82 691 08000 DCONWS 8,0
82 691 09000 DCONWS 9,0
82 691 10000 DCONWS 10,0
82 691 11000 DCONWS 11,0
82 691 12000 DCONWS 12,0
82 691 13000 DCONWS 13,0
82 691 14000 DCONWS 14,0
82 691 15000 DCONWS 15,0
82 691 16000 DCONWS 16,0
82 691 17000 DCONWS 17,0
82 691 18000 DCONWS 18,0
82 691 19000 DCONWS 19,0
82 691 20000 DCONWS 20,0
82 691 21000 DCONWS 21,0
82 691 22000 DCONWS 22,0
82 691 23000 DCONWS 23,0
82 691 24000 DCONWS 24,0
82 691 25000 DCONWS 25,0
82 691 26000 DCONWS 26,0



Set	BD mm	OAL mm		82 691 ...	PG	Y8
					£	£
472 E / ER40	41	46	99900	~~805.36~~		251.76

Quick change tap chuck with length compensation

▲ With length compensation under tension and compression (LZD)
▲ also available with Balluff chip **on request**

WNT \ Standard

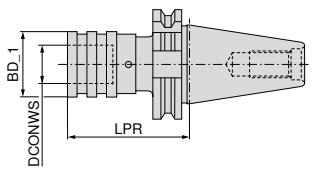





A

Adapter	cutting range	SZID	LPR mm	BD_1 mm	DCONWS mm	LZD± mm		83 428 ...	PG	Y8
									£	£
SK 30	M6 - M20	02	101	55	31	15	320	~~698.00~~		230.78
SK 30	M3 - M12	01	60	38	19	9	312	~~614.30~~		203.51
SK 40	M6 - M20	02	100	55	31	15	420	~~514.16~~		169.94
SK 40	M3 - M12	01	60	38	19	9	412	~~474.49~~		157.35
SK 50	M6 - M20	02	83	55	31	15	520	~~767.62~~		253.86
SK 50	M3 - M12	01	62	38	19	9	512	~~708.64~~		233.93

Quick change tap chuck with length compensation

▲ With length compensation under tension and compression (LZD)
▲ also available with Balluff chip **on request**

WNT \ Standard

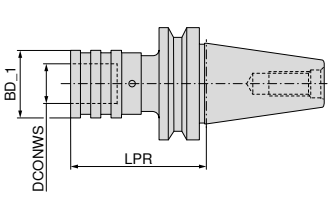





A

Adapter	cutting range	SZID	LPR mm	BD_1 mm	DCONWS mm	LZD± mm		83 528 ...	PG	Y8
									£	£
BT 30	M3 - M12	01	63	38	19	9	312	~~617.65~~		204.56
BT 30	M6 - M20	02	96	55	31	15	320	~~774.59~~		255.96
BT 40	M3 - M12	01	68	38	19	9	412	~~495.59~~		163.64
BT 40	M6 - M20	02	93	55	31	15	420	~~514.16~~		169.94
BT 50	M3 - M12	01	80	38	19	9	512	~~830.50~~		274.84
BT 50	M6 - M20	02	102	55	31	15	520	~~956.10~~		315.75

Quick change tap adapter

▲ Normal version without overload clutch
▲ For mounting taps
▲ For right-hand and left-hand threads

WNT \ Standard

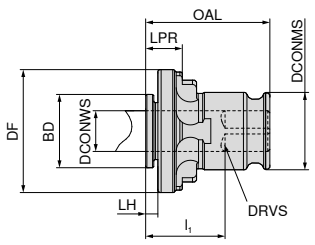





AD

SZID	DCONWS mm	DRVS mm	DIN 371	DIN 374 / 376	DF mm	DCONMS mm	OAL mm	LPR mm
01	11.0	9.0		M14	30.2	19	31	9.5
01	3.5	2.7	M3		30.2	19	31	9.5
01	4.5	3.4	M4		30.2	19	31	9.5
01	4.0	3.0	M3,5		30.2	19	31	9.5
01	2.8	2.1	M2 - M2,6		30.2	19	31	9.5
01	5.5	4.3		M7	30.2	19	31	9.5
01	6.0	4.9	M4,5 - M6	M8	30.2	19	31	9.5
01	7.0	5.5	M7	M10	30.2	19	31	9.5
01	8.0	6.2	M8	M11	30.2	19	31	9.5
01	9.0	7.0	M9	M12	30.2	19	31	9.5
01	10.0	8.0	M10		30.2	19	31	9.5
02	11.0	9.0		M14	46.3	31	46	11.0
02	6.0	4.9	M4,5 - M6		46.3	31	46	11.0
02	7.0	5.5	M7		46.3	31	46	11.0
02	8.0	6.2	M8		46.3	31	46	11.0
02	9.0	7.0	M9		46.3	31	46	11.0
02	10.0	8.0	M10		46.3	31	46	11.0
02	12.0	9.0		M16	46.3	31	46	11.0
02	14.0	11.0		M18	46.3	31	46	11.0
02	16.0	12.0		M20	46.3	31	46	11.0
02	18.0	14.5		M22 - M24	46.3	31	46	11.0

83 610 ...	PG Y8	
	£	£
110	~~51.10~~	16.78
100	~~51.10~~	16.78
101	~~51.10~~	16.78
102	~~51.10~~	16.78
103	~~51.10~~	16.78
104	~~51.10~~	16.78
105	~~51.10~~	16.78
106	~~51.10~~	16.78
107	~~51.10~~	16.78
108	~~51.10~~	16.78
109	~~51.10~~	16.78
205	~~70.27~~	23.08
200	~~70.27~~	23.08
201	~~70.27~~	23.08
202	~~70.27~~	23.08
203	~~70.27~~	23.08
204	~~70.27~~	23.08
206	~~70.27~~	23.08
207	~~70.27~~	23.08
208	~~70.27~~	23.08
209	~~70.27~~	23.08

Pull stud for tool holders according to ISO 7388-2

▲ MAS-BT 45° Form A and B

Scope of supply:
including O-Ring

WNT \ Standard

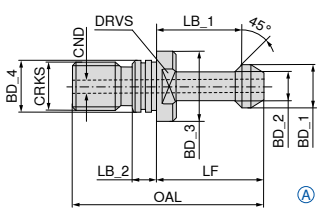

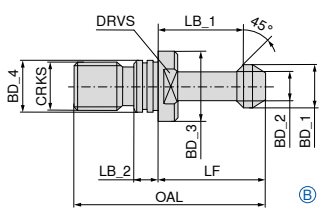



Adapter	BD_1 mm	BD_2 mm	BD_3 mm	BD_4 mm	CRKS	OAL mm	LF mm	LB_1 mm	LB_2 mm	CND mm	DRVS mm	TQX Nm
BT 30	11	7	16.5	12.5	M12	43	23	18	4.0		13	20
BT 30	11	7	16.5	12.5	M12	43	23	18	4.0	2.2	13	20
BT 40	15	10	23.0	17.0	M16	60	35	28	5.5		19	50
BT 40	15	10	23.0	17.0	M16	60	35	28	5.5	4.0	19	50
BT 50	23	17	38.0	25.0	M24	85	45	35	8.0		30	150
BT 50	23	17	38.0	25.0	M24	85	45	35	8.0	6.0	30	150

82 530 ...	PG Y8	
	£	£
030	~~23.07~~	7.34
040	~~49.75~~	6.29
050	~~28.02~~	9.44

82 534 ...	PG Y8	
	£	£
030	~~23.07~~	7.34
040	~~23.07~~	7.34
050	~~29.67~~	9.44

Pull studs for tool holders according to ISO 7388-1

▲ ISO 7388-3 AD
▲ For tools with or without axial coolant supply

Scope of supply:
including O-Ring

WNT \ Standard

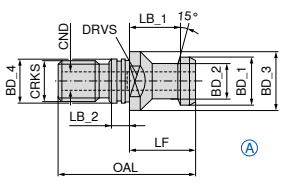



Adapter	BD_1 mm	BD_2 mm	BD_3 mm	BD_4 mm	CRKS	OAL mm	LF mm	LB_1 mm	LB_2 mm	CND mm	DRVS mm	TQX Nm
SK 30	13	9	17	13	M12	44	24	19	5	3.5	14	20
SK 40	19	14	23	17	M16	54	26	20	7	7.0	19	50
SK 50	28	21	36	25	M24	74	34	25	10	11.5	30	150

82 468 ...	PG Y8	
	£	£
030	~~18.80~~	6.29
040	~~16.00~~	5.25
050	~~23.75~~	7.34

Customer Service Centre
Freephone: 0800 073 2 073
Email: info.uk@ceratizit.com

Ordering via the Online Shop
http://cuttingtools.ceratizit.com

Pull studs for tool holders according to ISO 7388-1

▲ CAT Mazak
▲ Face ground flat

Scope of supply:

SK 50 including O-ring
SK 40 without O-ring groove

WNT \ Standard

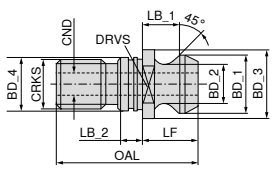



Adapter	BD_1 mm	BD_2 mm	BD_3 mm	BD_4 mm	CRKS	OAL mm	LF mm	LB_1 mm	LB_2 mm	CND mm	DRVS mm	TQX Nm	82 487 ...	PG Y8 £	£
SK 40	18.79	12.44	21.8	17	M16	41.26	16.25	11.17	4.0	7.0	19	50	**040**	~~16.00~~	5.25
SK 50	29.10	19.60	37.0	25	M24	65.50	25.55	17.95	5.5	11.5	30	150	**050**	~~25.10~~	8.39

ER collet chuck with mini clamping nut

▲ with cylindrical shank

WNT \ Standard

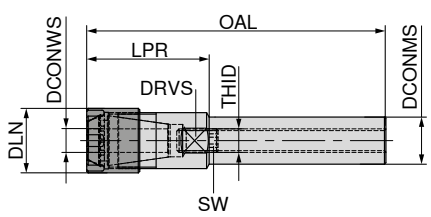



AD

DCONMS h6 mm	DCONWS mm	OAL mm	LPR mm	DLN mm	THID	DRVS mm	for collet	83 453 ...	PG Y8 £	£
8	1 - 5	81	26	12		9	4004E (ER08)	**081** 1)	~~164.64~~	54.55
12	1 - 5	157	20	12	M5x0,8	10	4004E (ER08)	**122**	~~348.14~~	115.39
16	1 - 7	185	25	16	M7,5x0,5	14	4008E (ER11)	**163**	~~342.64~~	113.29
16	1 - 10	117	37	22	M11x1	17	426E (ER16)	**164**	~~348.14~~	115.39
16	1 - 10	199	39	22	M8x1,25	17	426E (ER16)	**165**	~~342.64~~	113.29
20	1 - 10	168	28	22	M11x1	17	426E (ER16)	**204**	~~245.32~~	80.77
25	1 - 13	168	28	28	M14x1	22	428E (ER20)	**254**	~~283.82~~	93.36
25	1 - 16	189	39	35	M18x1	27	430E (ER25)	**256**	~~357.53~~	118.54

1) without coolant supply (form A)

ER collet chuck with mini clamping nut

▲ with cylindrical shank and clamping flat

WNT \ Standard

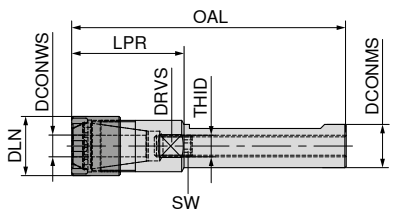



AD

DCONMS h6 mm	DCONWS mm	OAL mm	LPR mm	DLN mm	THID	DRVS mm	for collet	83 454 ...	PG Y8 £	£
20	1 - 10	168	28	22	M11x1	17	426E (ER16)	**204**	~~245.32~~	80.77
20	1 - 13	138	38	28	M11x1	22	428E (ER20)	**206**	~~176.38~~	58.74
20	1 - 16	146	46	35	M14x1	27	430E (ER25)	**208**	~~205.67~~	68.19
25	1 - 13	168	28	28	M14x1	22	428E (ER20)	**254**	~~283.82~~	93.36
25	1 - 16	189	39	35	M18x1	27	430E (ER25)	**256**	~~357.53~~	118.54

ER Collet Chuck

▲ with cylindrical shank and clamping flat

WNT \ Standard

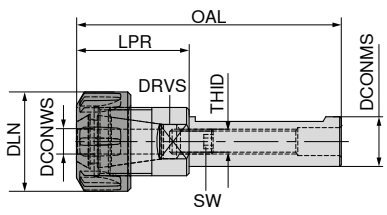



AD

DCONMS h6 mm	DCONWS mm	OAL mm	LPR mm	DLN mm	THID	DRVS mm	for collet	83 455 ...	PG Y8 £	£
40	2 - 20	100	35	50	M22x1,5	36	470E (ER32)	**401**	~~208.98~~	69.23
40	2 - 20	160	35	50	M22x1,5	36	470E (ER32)	**402**	~~258.92~~	84.97
40	3 - 30	139	59	63	M28x1,5	40	472E (ER40)	**405**	~~239.57~~	79.72

Note: Spanner to be ordered separately.

Radial tool holders, short

WNT \ Performance

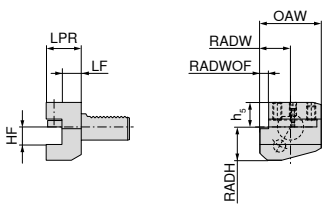

B2

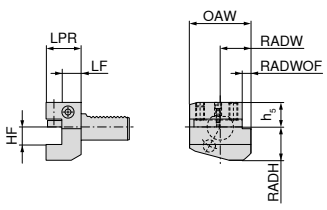

B1

UKS B2



UKS B1



DCONMS h6	HF 0/-0,1	OAW	RADW	RADWOF	h_5	RADH	LF 0/+0,5	LPR	Left-hand 82 189 ... PG Y8			Right-hand 82 185 ... PG Y8		
mm	mm	mm	mm	mm	mm	mm	mm	mm		£	£		£	£
16	12	42	23.0	5.0	20.0	22	13.0	24				160	~~235.29~~	77.63
20	16	55	30.0	7.0	25.0	30	16.0	30	200	~~200.87~~	66.09	200	~~214.43~~	71.33
20	16	55	30.0	7.0	25.0	30	26.0	40	201	~~264.83~~	87.07	201	~~247.41~~	81.82
30	20	70	35.0	10.0	28.0	38	18.5	40	300	~~217.61~~	72.38	300	~~197.20~~	65.04
30	20	70	35.0	10.0	28.0	38	42.0	60	301	~~343.91~~	113.29	301	~~326.38~~	108.05
40	25	85	42.5	12.5	32.5	48	18.5	44	400	~~220.41~~	72.38	400	~~201.23~~	66.09
50	32	100	50.0	16.0	35.0	60	30.0	55	500	~~341.74~~	113.29	500	~~336.13~~	111.19

Radial tool holders, overhead, short

WNT \ Performance

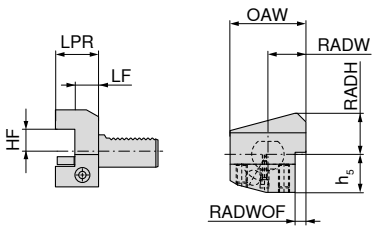

UKS B3



DCONMS h6	HF 0/-0,1	OAW	RADW	RADWOF	h_5	RADH	LF 0/+0,5	LPR	Right-hand 82 193 ... PG Y8		
mm	mm	mm	mm	mm	mm	mm	mm	mm		£	£
16	12	42	23.0	5.0	20.0	22	13.0	24	160	~~248.04~~	81.82
20	16	55	30.0	7.0	25.0	30	26.0	40	201	~~311.29~~	102.80
30	20	70	35.0	10.0	35.0	38	18.5	40	300	~~203.19~~	67.14
40	25	85	42.5	12.5	42.5	48	18.5	44	400	~~214.88~~	71.33
50	32	100	50.0	16.0	50.0	60	30.0	55	500	~~341.74~~	113.29

Axial tool holders

WNT \ Performance

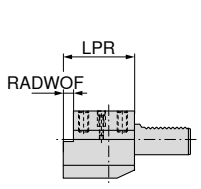

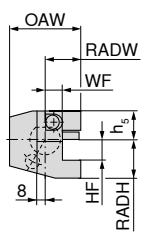

UKS C1



DCONMS h6	HF 0/-0,1	OAW	RADW	WF 0/+0,3	h_5	RADH	LPR	RADWOF	Right-hand 82 211 ... PG Y8		
mm	mm	mm	mm	mm	mm	mm	mm	mm		£	£
30	20	70	35.0	17.0	28.0	38	70	10.0	300	~~228.74~~	75.53
40	25	85	42.5	20.5	32.5	48	85	12.5	400	~~266.69~~	88.12
50	32	100	50.0	25.5	35.0	60	100	16.0	500	~~387.97~~	127.98

Reduction sleeves for direct clamping

▲ For tools with cylindrical shank

WNT \ Performance

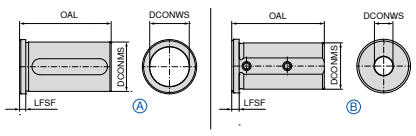

UKS



DCONMS	DCONWS	OAL	LFSF	Fig.	83 272 ... PG Y8		
mm	mm	mm	mm			£	£
25	12	50	4	B	262	~~133.85~~	44.06
25	6	50	4	B	256	~~175.54~~	57.70
25	8	50	4	B	258	~~133.85~~	44.06
25	10	50	4	B	260	~~133.85~~	44.06
25	16	50	4	A	266	~~133.85~~	44.06
25	20	50	4	A	270	~~133.85~~	44.06
32	6	58	5	B	326	~~181.13~~	59.79
32	8	58	5	B	328	~~181.13~~	59.79
32	10	58	5	B	330	~~137.63~~	45.11
32	12	58	5	B	332	~~137.63~~	45.11
32	16	58	5	A	336	~~137.63~~	45.11
32	20	58	5	A	340	~~137.63~~	45.11
32	25	58	5	A	345	~~137.63~~	45.11
40	8	58	5	B	408	~~220.04~~	72.38
40	10	58	5	B	410	~~181.13~~	59.79
40	12	58	5	B	412	~~181.13~~	59.79
40	16	58	5	A	416	~~181.13~~	59.79
40	20	58	5	A	420	~~181.13~~	59.79
40	25	58	5	A	425	~~181.13~~	59.79
40	32	58	5	A	432	~~181.13~~	59.79
50	25	75	5	A	525	~~204.35~~	67.14
50	12	75	5	B	512	~~204.35~~	67.14
50	16	75	5	A	516	~~204.35~~	67.14
50	20	75	5	A	520	~~204.35~~	67.14
50	32	75	5	A	532	~~204.35~~	67.14
50	40	75	5	A	540	~~204.35~~	67.14

ER Collet chucks

WNT \ Performance

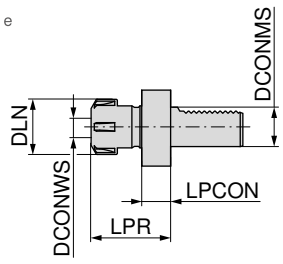

UKS E4



DCONMS h6	DCONWS H7	DF	DLN	h_1	LPR	LPCON	for collet	82 286 ... PG Y8		
mm	mm	mm	mm	mm	mm	mm			£	£
16	1 - 10	40	28	18.0	43.5	14	426E (ER16)	160	~~339.24~~	112.24
16	1 - 13	40	34	18.0	44.0	14	428E (ER20)	161	~~335.69~~	111.19
20	1 - 16	50	42	23.0	57.0	18	430E (ER25)	202	~~276.34~~	91.26
20	2 - 20	50	50	23.0	62.0	18	470E (ER32)	203	~~288.92~~	95.46
30	1 - 16	68	42	28.0	57.0	22	430E (ER25)	300	~~272.77~~	90.21
30	2 - 20	68	50	28.0	75.0	22	470E (ER32)	301	~~273.02~~	90.21
40	1 - 16	83	42	32.5	75.0	22	430E (ER25)	400	~~295.76~~	97.56
40	2 - 20	83	50	32.5	75.0	22	470E (ER32)	401	~~295.76~~	97.56
40	3 - 26	83	63	32.5	75.0	22	472E (ER40)	402	~~290.46~~	96.51
50	2 - 20	94	50	35.0	75.0	30	470E (ER32)	500	~~430.76~~	142.66
50	3 - 26	94	63	35.0	63.0	30	472E (ER40)	501	~~430.76~~	142.66

Boring bar holder

▲ for turning tools with cylindrical shank
▲ Coolant supply either through the tool or via the ball-shaped spray nozzle

WNT \ Performance

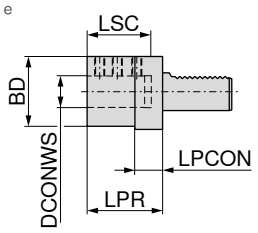

UKS E2



DCONMS h6	DCONWS H7	DF	BD	h_1	LPR	LPCON	LSC	82 268 ... PG Y8		
mm	mm	mm	mm	mm	mm	mm	mm		£	£
16	6	40	32	18.0	44	13	34	160 1)	~~291.00~~	96.51
16	8	40	32	18.0	44	13	34	161 1)	~~222.00~~	73.43
16	10	40	32	18.0	44	13	34	162 1)	~~222.00~~	73.43
16	12	40	40	18.0	44	13	34	163 1)	~~222.00~~	73.43
16	16	40	40	18.0	44	13	34	164 1)	~~222.00~~	73.43
20	8	50	40	23.0	50	18	41	200	~~206.47~~	68.19
20	10	50	40	23.0	50	18	41	201	~~206.47~~	68.19
20	12	50	40	23.0	50	18	41	202	~~206.47~~	68.19
20	16	50	40	23.0	50	18	41	203	~~206.47~~	68.19
20	20	50	50	23.0	50	18	41	204	~~206.47~~	68.19
20	25	50	50	23.0	60	18	51	205	~~206.47~~	68.19
30	8	68	55	28.0	60	22	51	300	~~201.23~~	66.09
30	10	68	55	28.0	60	22	51	301	~~201.23~~	66.09
30	12	68	55	28.0	60	22	51	302	~~201.23~~	66.09
30	16	68	55	28.0	60	22	51	303	~~201.23~~	66.09
30	20	68	55	28.0	60	22	51	304	~~201.23~~	66.09
30	25	68	55	28.0	60	22	51	305	~~201.23~~	66.09
30	32	68	68	28.0	75	22	61	306	~~201.23~~	66.09
40	8	83	55	32.5	75	22	61	400	~~205.14~~	68.19
40	10	83	55	32.5	75	22	61	401	~~205.14~~	68.19
40	12	83	55	32.5	75	22	61	402	~~205.14~~	68.19
40	16	83	55	32.5	75	22	61	403	~~205.14~~	68.19
40	20	83	55	32.5	75	22	61	404	~~205.14~~	68.19
40	25	83	55	32.5	75	22	61	405	~~205.14~~	68.19
40	32	83	83	32.5	75	22	61	406	~~205.14~~	68.19
40	40	83	83	32.5	90	22	76	407	~~205.14~~	68.19
50	12	98	68	35.0	90	30	76	500	~~295.49~~	97.56
50	16	98	68	35.0	90	30	76	501	~~295.49~~	97.56
50	20	98	68	35.0	90	30	76	502	~~295.49~~	97.56
50	25	98	68	35.0	90	30	76	503	~~283.34~~	93.36
50	32	98	68	35.0	90	30	76	504	~~283.34~~	93.36
50	40	98	98	35.0	90	30	76	505	~~283.34~~	93.36
50	50	98	98	35.0	100	30	86	506	~~283.34~~	93.36

1) Coolant supply through pipe joint

Customer Service Centre
Freephone: 0800 073 2 073
Email: info.uk@ceratizit.com

Ordering via the Online Shop
http://cuttingtools.ceratizit.com

CentriClamp – ZSG 4

- ▲ Sealed centric vice
- ▲ With grip jaws, 3 mm
- ▲ Ball bearing mounted spindle
- ▲ ± 0.01 mm repeatability
- ▲ Suitable for PNG and MNG

ZSG 4 WNT \ Standard

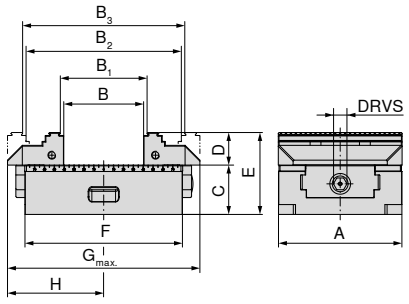



A	B	B1	B2	B3	C ±0,01	D	E	F	Gmax.	H	DRVS	MXC	WT
mm	mm	mm	mm	mm	mm	mm	mm	mm	mm	mm	mm	kN	kg
80	0 - 59	4 - 63	59 - 117	63 - 121	50	28	78	130	157	81	12	25	3.9
80	0 - 123	4 - 127	59 - 181	63 - 185	50	28	78	190	206	104	12	25	5.5
125	0 - 80	8 - 87	77 - 156	84 - 163	50	33	83	160	208	111	12	35	8.7

80 878 ...	PG Y4	
	£	£
08700	~~747.94~~	681.85
08800	~~854.94~~	786.75
15300	~~943.95~~	891.65

Base plate, round



80 899 ...	PG Y4	
	£	£
125	~~548.63~~	398.62

ⓘ It is not possible to fit top jaws with a height of 40 mm, if this height is required, please use the reversible jaws with D = 40 mm (Article No. **80 878 520**).

MNG indexing bolt



80 899 ...	PG Y4	
	£	£
51500	~~16.78~~	11.54

MNG pull studs



80 899 ...	PG Y4	
	£	£
025	~~47.21~~	33.57

CentriClamp – ZSG 4

- ▲ Sealed centric vice for Erowa ITS 148
- ▲ Ball bearing mounted spindle
- ▲ ± 0.01 mm repeatability

ZSG 4 WNT \ Standard

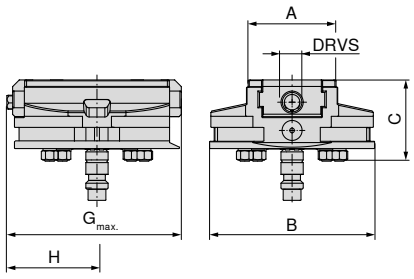



A	C	F	Gmax.	DRVS	MXC	WT
mm	mm	mm	mm	mm	kN	kg
80	73	148	130	12	25	5,6

80 878 ...	PG Y4	
	£	£
08900	~~1,315.45~~	1,153.90

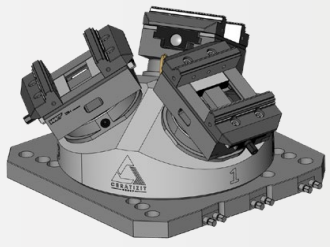

MADE IN SHEFFIELD

ⓘ Talk to us about your special workholding requirements

CERATIZIT
TECH CENTRE

MADE IN SHEFFIELD



BESPOKE FIXTURING
ALL MADE IN TECH CENTRE SHEFFIELD

PYRAMIDS



TOMBSTONE



ZERO POINT PLATE MODIFICATIONS



BESPOKE VICE JAWS



MULTIPLE COMPONENT WORK HOLDING SOLUTIONS



TALK TO US ABOUT YOUR SPECIAL WORKHOLDING REQUIREMENTS





Sustainability is not a goal, it’s a mission

Together for sustainability

Leading in sustainability by 2025

Our mission is just as clear as it is difficult to accomplish. By 2025, we aim to be the sustainability leader for the hard metals and cutting tool industry. To meet this ambitious objective and become truly sustainable, we are implementing an array of sustainability measures along the entire value chain. However, we‘re not just keeping our sustainability ethos in-house, it will help set new standards for cooperating with partners moving forward.

Climate neutral by 2025

We recognise our responsibility to be good stewards to the climate and are going to great lengths to keep our carbon footprint to a minimum. The United Nations‘ Sustainable Development Goals aim to achieve net-zero carbon emissions by 2050. We think we can do better and are striving to be net-zero by 2040.

- ▲ **By 2025:** Carbon neutral, emissions reduced by 35%
- ▲ **By 2030:** Combined reduction of 60%
- ▲ **By 2040:** Net zero, emissions reduced by 75%

Minimise the use of virgin raw materials

To reduce the mining of virgin raw materials, our goal is to increase the share of raw materials remaining in the carbide production chain to over 95% by 2030 (based on scrap recycling rates of sintered products).

Read more about our sustainability approach on our website:

ceratizit.com

Our warehouse in your machine shop...

Access to cutting tools 24/7
With full control.

Major cashflow benefits
You only pay for the tools you use.

Zero obsolete stock
You don‘t get left with old cutting tool technology.

Major purchasing cost reduction
Only one consolidated invoice per month, with no management fee.

For all vending customers
We will collect your used carbide, recycle it back into our system and pay you a 10% premium on market rate for it, current rate £17 per Kg.



CERATIZIT UK & IRELAND LTD
Europa Link \ UK-Sheffield S9 1XU
Tel.: 0800 073 2 073
info.uk@ceratizit.com \ www.ceratizit.com

CERATIZIT GROUP

09/2024 - 99 022 00552