



 ZSG 1

 CERATIZIT GROUP MNG mini

 ZSG mini

New products for clamping technology

NEW Mechanical Zero-point Clamping System – MNG mini



149-151

**MNG
mini**

Weight-optimized consoles, pyramids and clamping towers integrated zero point clamping system for small clamping devices.

NEW CentriClamp – ZSG mini



92-100

**ZSG
mini**

The ZSG mini is ideal for clamping small workpieces.

NEW PolyClamp – Verso



111-124

Verso

The new flexible multiple vice with quick jaw change system for many small and large workpieces.

Solid drilling and bore machining

- 1 HSS drilling
- 2 Solid carbide drilling
- 3 Indexable insert drilling
- 4 Reaming and Countersinking
- 5 Spindle Tooling

Threading

- 6 Taps and thread formers
- 7 Circular and Thread Milling
- 8 Thread turning

Turning

- 9 Turning Tools
- 10 Multifunctional Tools – EcoCut and FreeTurn
- 11 Grooving Tools
- 12 Miniature turning tools

Milling

- 13 HSS Milling Cutters
- 14 Solid Carbide milling cutters
- 15 Milling tools with indexable inserts

Clamping technology

- 16 Adaptors and Accessories
- 17 Workpiece clamping

- 18 Material examples and article no. Index

Table of contents

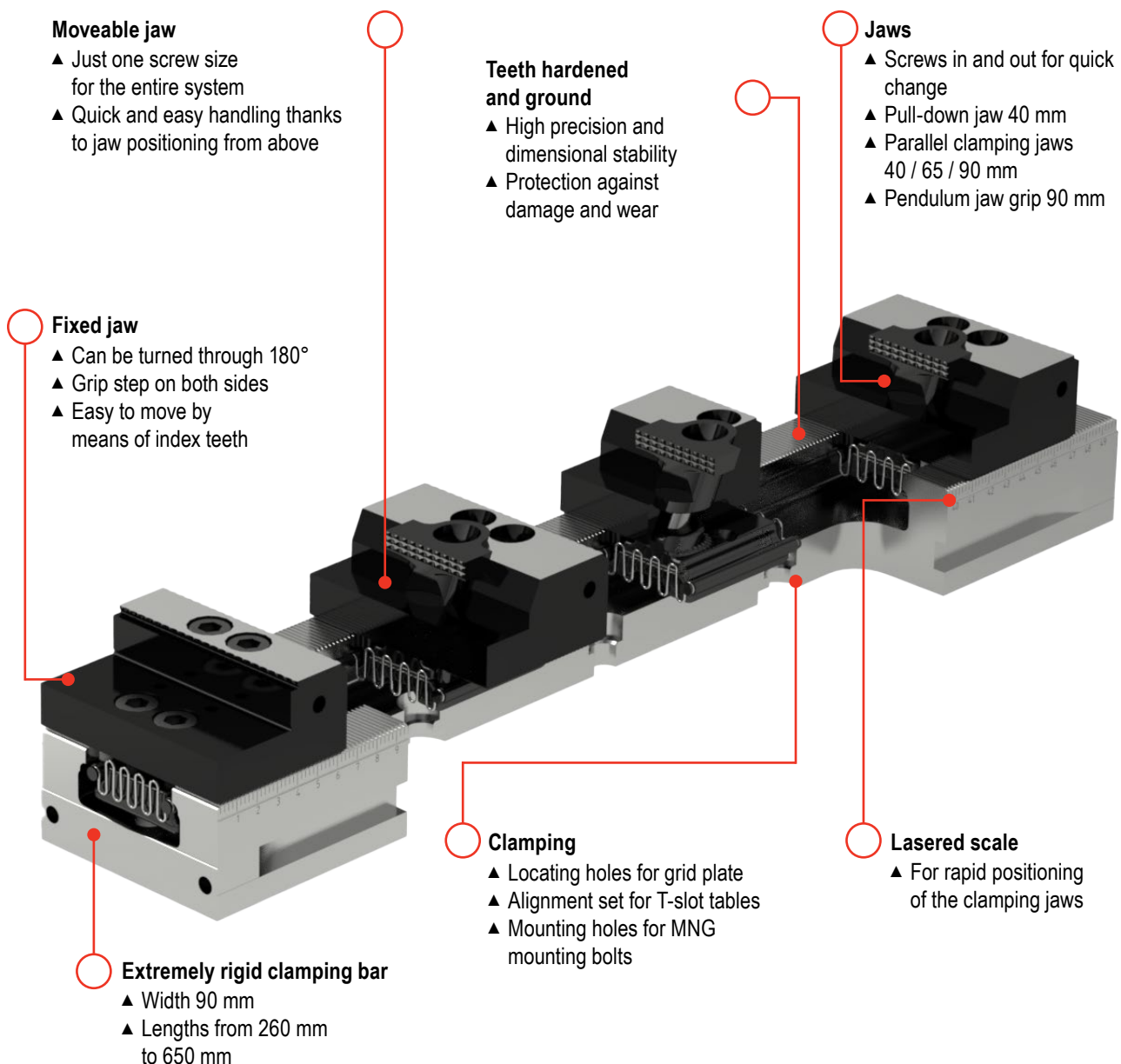
PolyClamp – Verso	4
Clamping systems overview	5
Toolfinder – Clamping systems	6–9
Product programme	10–183
General top jaws overview	164–173
Workpiece supports overview	174–177
Accessories General Overview	178+179
Clamping levers overview	180+181
Screws Overview	182+183

WNT \ Performance

Premium quality tools for high performance.

The premium quality tools from the **WNT Performance** product line have been designed for specific applications and are distinguished by their outstanding performance. If you make high demands on the performance of your production and want to achieve the very best results, we recommend the Premium tools in this product line.

PolyClamp – Verso



Clamping systems overview

SoloClamp – Single clamping vice

- ▲ Power-assisted systems NCG, HDG 2 and H5G
- ▲ Fixed jaws as reference
- ▲ High repeatability
- ▲ Very good angular accuracy



High precision and force amplification

CentriClamp – Centric vice

- ▲ symmetrical clamping
- ▲ very good accessibility for 5-sided machining
- ▲ part datum always centered
- ▲ high repeatability



High process security with encapsulated system

PolyClamp – Multiple vice

- ▲ Faster set up times
- ▲ multifunctional use
- ▲ optimum utilization of the machine table
- ▲ high repeatability



Increased machine uptime

Stationary three-jaw chuck – SBF 3

- ▲ Suitable for 3/5-axis machining of round components
- ▲ Compatible with PNG and MNG zero point clamping systems
- ▲ Wedge bar drive
- ▲ Hardened and stiff base body
- ▲ Optimised lubrication system



The perfect clamping situation for round components

Clamping variants

- ▲ Zero point clamping systems
- ▲ Zero point clamping system grid plates
- ▲ MNG – Mechanical zero point clamping system
- ▲ PNG – Pneumatic zero point clamping system



Reduction in setup times

Clamping Towers

- ▲ Double sided clamping tower
- ▲ Triangular clamping tower
- ▲ Cruciform clamping tower
- ▲ Cube clamping tower



Automation made easy







A variety of clamping towers can be found in our online shop at cuttingtools.ceratizit.com




Toolfinder clamping systems

Type	Description	3 axis	4 axis	5 axis	
SoloClamp – Single clamping vice	NCG  <ul style="list-style-type: none"> ▲ 160° quick clamping ▲ rapid installation and removal of the spindle assembly ▲ quick span adjustment 	✓	✓		
	NCG 5A  <ul style="list-style-type: none"> ▲ 160° quick clamping ▲ for 5 axis machining ▲ quick span adjustment 	✓		✓	
	H5G  <ul style="list-style-type: none"> ▲ fast handle clamping ▲ 5 axis high power vice ▲ 100% encapsulated 	✓		✓	
	H5G -Z  <ul style="list-style-type: none"> ▲ Fast handle clamping ▲ 5-axis high power vice ▲ 100% encapsulated ▲ With movable fixed jaw 	✓		✓	
	X5G -Z  <ul style="list-style-type: none"> ▲ 100 % encapsulated ▲ Optimum accessibility ▲ 5- and 6-sided machining possible ▲ Fast jaw changeover without tools 	✓		✓	
	ESG 4  <ul style="list-style-type: none"> ▲ 100 % encapsulated ▲ Precision base body ▲ High clamping force ▲ Large clamping range 	✓	✓	✓	
	ESG 5  <ul style="list-style-type: none"> ▲ New version of the sealed centric vice ZSG 4 as single vice ▲ Identical dimensions and function as the ZSG 4 	✓	✓	✓	
	HDG 2  <ul style="list-style-type: none"> ▲ mechanical power transmission ▲ clamping force with only one turn of the handle ▲ infinitely variable clamping force setting 	✓			
	CentriClamp – Centric vice	ZSG 4  <ul style="list-style-type: none"> ▲ ball bearing, backlash free spindle ▲ high precision, clamping force and process security ▲ repeatability ±0.01 mm 	✓	✓	✓
		ZSG mini  <ul style="list-style-type: none"> ▲ Fast jaw changeover without tools ▲ compact and precise ▲ optimum accessibility from all sides ▲ stainless, hardened base body 	✓	✓	✓


	Jaw width in mm	Body length in mm	max. clamping range in mm	cubic workpieces	assymetrical workpieces	round workpieces	max. clamping force in kN	Page No.
	100 125 160	305 390 530	245 343 506	✓	✓	✓	30 40 40	10-21
	100 125	305 390	199 269	✓		✓	18 24	13-21
	125	300	249	✓	✓	✓	40	22-36
	125	330 430 500 630	396 466 578	✓	✓	✓	40	26-36
	125	330 430 500 630 800	80-210 80-310 80-380 80-510 80-688	✓	✓	✓	40	37
	80 125 160	214 362 480	192 308 434	✓	✓	✓	25 40 50	49-58
	80 125 160	130+190 160+235+300 280+480	63-171 84-281 125-448	✓	✓	✓	35 35 50	59-66
	100 125 160	342 400 544	278 338 470	✓		✓	30 40 60	68-71
	80 125 160	130+190 160+235+300 280+480	121-185 163-303 134-462	✓	✓	✓	25 40 50	72-90
	45 70	80 100	7-77	✓	✓	✓	16	92-100



Toolfinder clamping systems


Type	Description	3 axis	4 axis	5 axis
PolyClamp – Multiple vice	DSG 4  <ul style="list-style-type: none"> ▲ Quick assembly and disassembly ▲ Flexible clamping system ▲ Can be converted into single vice 	✓	✓	✓
	Verso  <ul style="list-style-type: none"> ▲ Variable clamping system ▲ Clamp several small and large components ▲ Innovative multiple vice system 	✓	✓	✓
Stationary three-jaw chuck	SBF 3  <ul style="list-style-type: none"> ▲ Suitable for 3/5-axis machining of round components ▲ Compatible with PNG and MNG zero point clamping systems 	✓		✓
	 <ul style="list-style-type: none"> ▲ Suitable for 3/5-axis machining of round components ▲ Compatible with PNG and MNG zero point clamping systems 	✓		✓

Type	Description
Zero point clamping systems	mechanical
	MNG mini  <ul style="list-style-type: none"> ▲ For workpiece clamping in the smaller dimension range
pneumatic	PNG  <ul style="list-style-type: none"> ▲ Process security thanks to self-locking mechanism
Clamping Towers	 <ul style="list-style-type: none"> ▲ Increased machine uptime

Manual machine vice

Drilling machine vice	HSG  <ul style="list-style-type: none"> ▲ fast jaw adjustment, compact and precise
-----------------------	---

Jaw width in mm	Body length in mm	max. clamping range in mm	cubic workpieces	assymetrical workpieces	round workpieces	max. clamping force in kN	Page No.
80	300	102	✓	✓	✓	25	101-110
125	320+390+460 530+600+670+740	114+149+184 219+254+289+324				40	
40 65 90	260 -650	524	✓	✓	✓	30	111-124
	Ø 200	SB-H jaws 6-180			✓	100	125-130
	Ø 315	SB-H jaws 12-420			✓	180	
mechanical		pneumatic		Comments		Page No.	
✓						134-148	
✓						149-151	
		✓				152-163	
✓				This article can be found in our online shop at cuttingtools.ceratizit.com		 	
✓						131-133	



Systematic clamping

Modular machine vice as system with clamping under tension.

Unique, patented fast handle clamping with mechanical power assist and minimum setup times.

Your benefits:


- ▲ Quick adjustment using a crank handle
- ▲ Quick positioning with MNG on the machine table without an intermediate pallet
- ▲ Clamping force can be continuously adjusted 4 – 40 kN
- ▲ 160° quick clamping
- ▲ Quick and easy jaw change with 4 screws
- ▲ Easy cleaning thanks to rapid disassembly of the entire spindle unit
- ▲ Extensive modular jaw range



Clamping/aligning:



Clamping with two dowel screws dia. 12_{H7} / M12
(NCG 100) Article no. 80 890 313 or dia. 16_{H9s} / M16
(NCG 125 / 160) Article no. 80 890 314



Alignment through 20^{H7} precision slot nuts in the base body and clamping with clamping claws



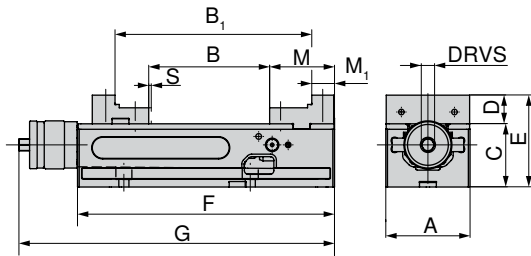
Alignment and clamping with MNG zero point clamping system (2-3 mounting bolts)

SoloClamp – NCG

- ▲ NC-quick clamping vice with combi reversible jaw plus
- ▲ thanks to additional threads, top jaws with heights of 18 mm and 40 mm can be used

Scope of supply:

NC-quick vice, including 4 clamping claws, 2 combi reversible jaw plus, clamping lever



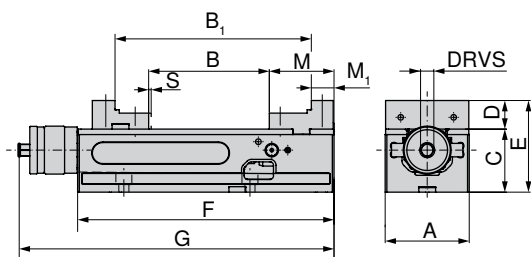
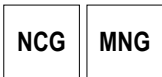
A	B	B ₁	C _{-0.02}	D	E	F	G	M	M ₁	S	DRVS	MXC	WT	80 890 ...	
mm	mm	mm	mm	mm	mm	mm	mm	mm	mm	mm	mm	kN	kg	£	
125	0 - 212	96 - 307	100	39	139	390	457	89	39	3	14	4 - 40	34	Y4	2,989.65 12500

SoloClamp – NCG

- ▲ NC-quick clamping vice with combination jaw
- ▲ Fast 160° handle clamping
- ▲ Rapid installation and removal of the spindle assembly
- ▲ S = powerstroke

Scope of supply:

NC-quick vice, including 4 clamping claws, 2 combi reversible jaws (one side stepped, one side smooth), clamping lever



A	B	B ₁	C _{-0.02}	D	E	F	G	M	M ₁	S	DRVS	MXC	WT	80 890 ...	
mm	mm	mm	mm	mm	mm	mm	mm	mm	mm	mm	mm	kN	kg	£	
100	0 - 155	91 - 245	75	34	109	305	374	77	27	2,5	14	4 - 30	19	Y4	2,561.66 602
125	0 - 212	96 - 307	100	39	139	390	457	89	39	3	14	4 - 40	34		2,960.28 627
160	0 - 314	113 - 426	115	49	164	530	600	108	52	3	14	4 - 40	68		3,886.55 662

Vice guide

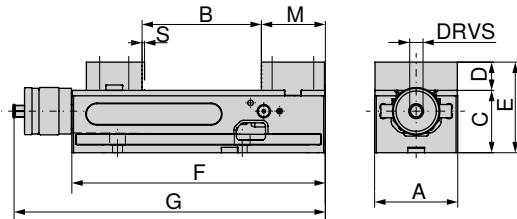
Underside Dimensions	14	System accessories	16-21
MNG-/PNG zero point clamping system	134-163	General accessories	164-183

SoloClamp – NCG

- ▲ NC-quick clamping vice with standard jaw
- ▲ Fast 160° handle clamping
- ▲ Rapid installation and removal of the spindle assembly
- ▲ S = powerstroke

Scope of supply:

NC-quick vice, including 4 clamping claws, 2 standard reversible jaws (one side smooth, one side serrated), clamping lever



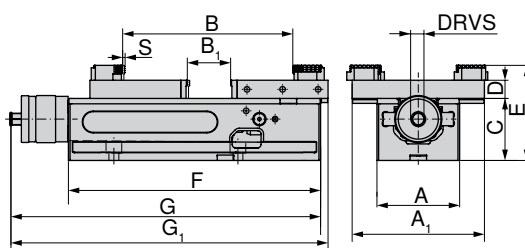
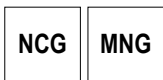
A	B	C _{-0.02}	D	E	F	G	M	S	DRVS	MXC	WT	80 890 ...	
mm	mm	mm	mm	mm	mm	mm	mm	mm	mm	kN	kg	£	
100	0 - 155	75	34	109	305	374	77	2,5	14	4 - 30	19.5	Y4	600
125	0 - 212	100	39	139	390	457	89	3	14	4 - 40	35.0	2,481.93	625
160	0 - 314	115	49	164	530	600	108	3	14	4 - 40	70.0	2,890.00	660
												3,806.82	660

SoloClamp – NCG

- ▲ NC-quick clamping vice with adapter and pendulum jaws
- ▲ fast 160° lever clamping
- ▲ rapid installation and removal of the spindle assembly
- ▲ S = powerstroke
- ▲ simple raw part clamping
- ▲ free positioning of the 6-face reversible jaw which can be found in the accessories

Scope of supply:

NC-quick vice (type NCG base body) with 1 fixed adapter plate and 1 pendulum jaw, clamping lever, 4 clamping claws, without 6-face indexable jaws



A	A ₁	B	B ₁	C _{-0.02}	D	E	F	G	G ₁	S	DRVS	MXC	WT	80 890 ...	
mm	mm	mm	mm	mm	mm	mm	mm	mm	mm	mm	mm	kN	kg	£	
100	160	10 - 230	0 - 77	75	22	115	305	374	383	2,5	14	4 - 30	19	Y4	636
125	192	16 - 343	0 - 152	100	22	140	390	457	478	3	14	4 - 40	34	2,661.31	637
160	256	15 - 506	0 - 237	115	22	155	530	600	631	3	14	4 - 40	68	3,099.80	638
														4,085.86	638

Vice guide

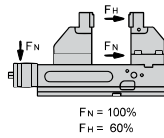
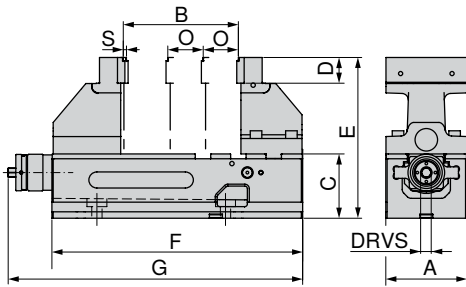
Underside Dimensions	14	System accessories	16-21
MNG-/PNG zero point clamping system	134-163	General accessories	164-183

SoloClamp – NCG 5A

- ▲ NC quick vice 5A with high support jaws
- ▲ Fast 160° handle clamping
- ▲ Rapid installation and removal of the spindle assembly
- ▲ S = powerstroke
- ▲ Ideally suited to 5-axis machining due to optimum accessibility
- ▲ Reversible jaws for clamping range extension
- ▲ 100 mm base body has 2 slots for moving the fixed jaw
- ▲ 125 mm base body has 3 slots for moving the fixed jaw

Scope of supply:

NC quick clamping vice incl. 2 high base jaws, 2 'grip' stepped jaws 5 mm, 1 clamping lever, 4 clamping claws



80 890 ...

A	B	C	D	E	F	G	O	S	DRVS	MXC	WT
mm	mm	mm	mm	mm	mm	mm	mm	mm	mm	kN	kg
100	6 - 127	75	35	200	305	374	50	2,5	14	4 - 18 (30)	21.5
125	6 - 179	100	40	250	390	457	55	3	14	4 - 24 (40)	42.0

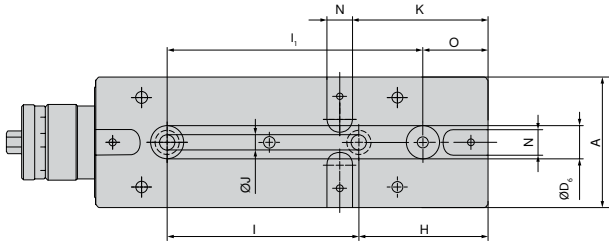
£	
Y4	
3,089.31	605
3,567.65	635

Vice guide

Underside Dimensions	14	Structural dimension tables for the different jaws	15
System accessories	16–21	MNG-/PNG zero point clamping system	134–163
General accessories	164–183		

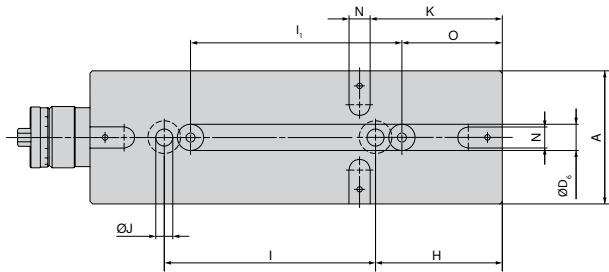
NCG underside dimensions

Base width 100 mm



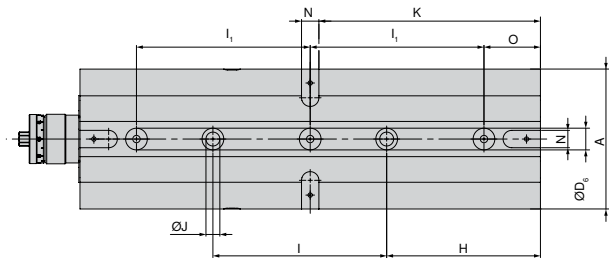
A	H	I _{±0,015}	J _{F7}	K	N _{H7}	O	I _{1±0,015}	D _{6 H7}
mm	mm	mm	mm	mm	mm	mm	mm	mm
100	100	150	12	105	20	50	200	25

Base width 125 mm



A	H	I _{±0,015}	J _{F7}	K	N _{H7}	O	I _{1±0,015}	D _{6 H7}
mm	mm	mm	mm	mm	mm	mm	mm	mm
125	120	200	16	125	20	95	200	25

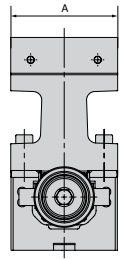
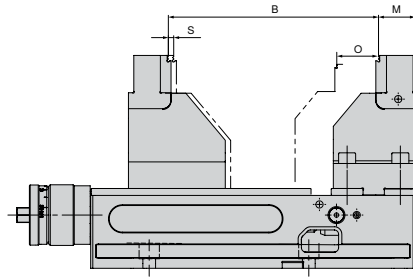
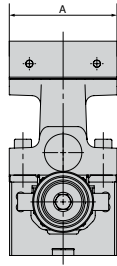
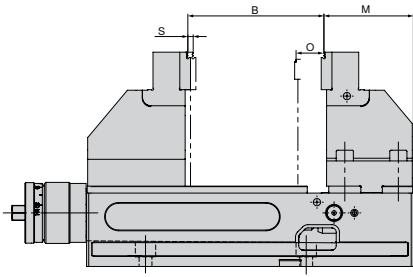
Base width 160 mm



A	H	I _{±0,015}	J _{F7}	K	N _{H7}	O	I _{1±0,015}	D _{6 H7}
mm	mm	mm	mm	mm	mm	mm	mm	mm
160	177	200	16	255	20	65	200	25

NCG 5A structural dimension table for different jaw positions

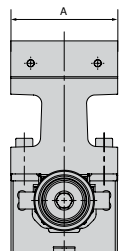
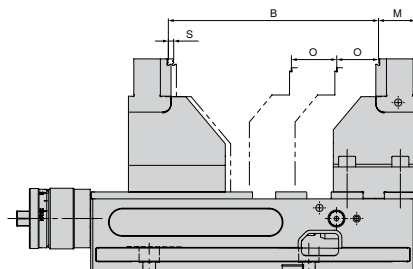
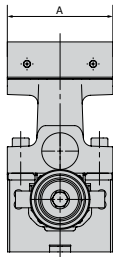
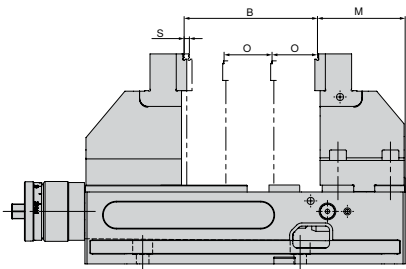
NCG 5A 100 mm



A mm	B mm	M mm	O mm	S mm
100	6 - 127	84,5	50	2,5

A mm	B mm	M mm	O mm	S mm
100	97 - 199	34,5	50	2,5

NCG 5A 125 mm



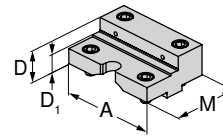
A mm	B mm	M mm	O mm	S mm
125	6 - 182	91	55	3

A mm	B mm	M mm	O mm	S mm
125	117 - 269	36	55	3

System jaws overview

Combi reversible jaw plus, fixed


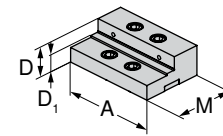
- ▲ For the extension of the clamping range
- ▲ Jaws hardened
- ▲ includes fixing bolts
- ▲ price per piece



For vice width	A	A ₁	D	D ₁	D ₂	E	M	M ₁	M ₂	£	Y4	NCG	H5G / -S / -Z	X5G-Z / -S	ESG 4	ESG 5	HDG 2	ZSG 4	ZSG mini	DSG 4	Verso	HSG	
125	125		39,8	22			88			362.95	80 890 35100	●											

Combi reversible jaw plus, movable

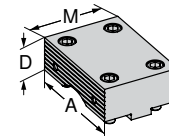
- ▲ For the extension of the clamping range
- ▲ Jaws hardened
- ▲ includes fixing bolts
- ▲ price per piece



For vice width	A	A ₁	D	D ₁	D ₂	E	M	M ₁	M ₂	£	Y4	NCG	H5G / -S / -Z	X5G-Z / -S	ESG 4	ESG 5	HDG 2	ZSG 4	ZSG mini	DSG 4	Verso	HSG	
125	125		39,8	22			82			362.95	80 890 35200	●											

Standard reversible jaw, fixed

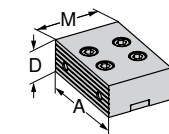
- ▲ 1 side smooth, 1 side grooved
- ▲ includes fixing bolts
- ▲ price per piece



For vice width	A	A ₁	D	D ₁	D ₂	E	M	M ₁	M ₂	£	Y4	NCG	H5G / -S / -Z	X5G-Z / -S	ESG 4	ESG 5	HDG 2	ZSG 4	ZSG mini	DSG 4	Verso	HSG		
100	100		34				76			237.07	80 890 323	●												
125	125		39				88			310.50	80 890 324	●												
160	160		49				108			391.28	80 890 325	●												

Standard reversible jaw, movable

- ▲ 1 side smooth, 1 side grooved
- ▲ includes fixing bolts
- ▲ price per piece

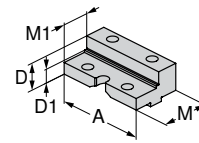


For vice width	A	A ₁	D	D ₁	D ₂	E	M	M ₁	M ₂	£	Y4	NCG	H5G / -S / -Z	X5G-Z / -S	ESG 4	ESG 5	HDG 2	ZSG 4	ZSG mini	DSG 4	Verso	HSG		
100	100		34				67			237.07	80 890 327	●												
125	125		39				82			310.50	80 890 328	●												
160	160		49				108			391.28	80 890 329	●												

System jaws overview

Combi reversible jaw, fixed

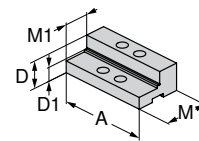
- ▲ For the extension of the clamping range
- ▲ Jaws hardened
- ▲ includes fixing bolts
- ▲ price per piece



For vice width	A	A ₁	D	D ₁	D ₂	E	M	M ₁	M ₂	£	Y4	NCG	H5G / -S / -Z	X5G-Z / -S	ESG 4	ESG 5	HDC 2	ZSG 4	ZSG mini	DSG 4	Verso	HSG		
100	100		34	23			76	50		273.79	80 890 343	●												
125	125		39	25			88	50		349.32	80 890 344	●												
160	160		49	28			108	56		429.04	80 890 342	●												

Combi reversible jaw, movable

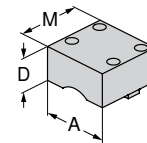
- ▲ For the extension of the clamping range
- ▲ Jaws hardened
- ▲ includes fixing bolts
- ▲ price per piece



For vice width	A	A ₁	D	D ₁	D ₂	E	M	M ₁	M ₂	£	Y4	NCG	H5G / -S / -Z	X5G-Z / -S	ESG 4	ESG 5	HDC 2	ZSG 4	ZSG mini	DSG 4	Verso	HSG		
100	100		34	23			67	40		273.79	80 890 347	●												
125	125		39	25			82	45		349.32	80 890 348	●												
160	160		49	28			108	56		429.04	80 890 346	●												

Soft jaw, steel, fixed

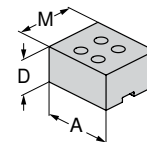
- ▲ Material: 16MnCr5
- ▲ For producing shaped jaws (hardenable)
- ▲ Without fixing screws
- ▲ Price per piece



For vice width	A	A ₁	D	D ₁	D ₂	E	M	M ₁	M ₂	£	Y4	NCG	H5G / -S / -Z	X5G-Z / -S	ESG 4	ESG 5	HDC 2	ZSG 4	ZSG mini	DSG 4	Verso	HSG			
100	100		50				95			130.08	80 890 763	●													
125	125		50				110			135.32	80 890 764	●													

Soft jaw, steel, movable

- ▲ Material: 16MnCr5
- ▲ For producing shaped jaws (hardenable)
- ▲ Without fixing screws
- ▲ Price per piece

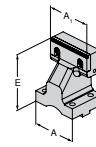


For vice width	A	A ₁	D	D ₁	D ₂	E	M	M ₁	M ₂	£	Y4	NCG	H5G / -S / -Z	X5G-Z / -S	ESG 4	ESG 5	HDC 2	ZSG 4	ZSG mini	DSG 4	Verso	HSG			
100	100		50				85			130.08	80 890 767	●													
125	125		50				100			137.42	80 890 768	●													

System jaws overview

5A carrier jaw, fixed

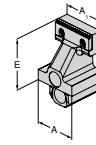
- ▲ Price per piece
- ▲ With stepped grip jaw, 5 mm



For vice width	A	A ₁	D	D ₁	D ₂	E	M	M ₁	M ₂	£	Y4	NCG	H5G / -S / -Z	X5G-Z / -S	ESG 4	ESG 5	HDG 2	HDG 4	ZSG 4	ZSG mini	DSG 4	Verso	HSG	
100	100	100				125				532.89	80 890 364	●												
125	125	125				150				640.94	80 890 366	●												

5A carrier jaw, movable

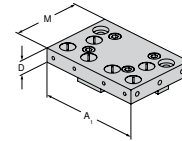
- ▲ Price per piece
- ▲ With stepped grip jaw, 5 mm



For vice width	A	A ₁	D	D ₁	D ₂	E	M	M ₁	M ₂	£	Y4	NCG	H5G / -S / -Z	X5G-Z / -S	ESG 4	ESG 5	HDG 2	HDG 4	ZSG 4	ZSG mini	DSG 4	Verso	HSG	
100	100	100				125				567.51	80 890 365	●												
125	125	125				150				702.83	80 890 367	●												

Fixed adaptor jaw


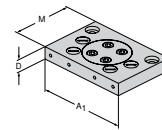
- ▲ for holding 6-way reversible jaws
- ▲ price per piece
- ▲ incl. 6 cover screws



For vice width	A	A ₁	D	D ₁	D ₂	E	M	M ₁	M ₂	£	Y4	NCG	H5G / -S / -Z	X5G-Z / -S	ESG 4	ESG 5	HDG 2	HDG 4	ZSG 4	ZSG mini	DSG 4	Verso	HSG	
100	100	160	22				110			267.50	80 890 321	●												
125	125	192	22				130			381.84	80 890 337	●												
160	160	256	22				170			501.42	80 890 339	●												

Pendulum jaw, movable

- ▲ for holding 6-way reversible jaws
- ▲ price per piece
- ▲ incl. 6 cover screws (with A = 100 mm, 4 pieces)

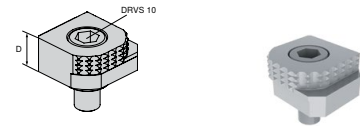


For vice width	A	A ₁	D	D ₁	D ₂	E	M	M ₁	M ₂	£	Y4	NCG	H5G / -S / -Z	X5G-Z / -S	ESG 4	ESG 5	HDG 2	HDG 4	ZSG 4	ZSG mini	DSG 4	Verso	HSG	
100	100	160	22				110			386.03	80 890 322	●												
125	125	192	22				130			454.22	80 890 338	●												
160	160	256	22				170			560.17	80 890 340	●												

System jaws overview

6 function indexable jaw

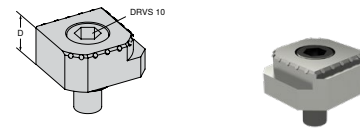
- ▲ 1 = Smooth, carbide coated
- ▲ 2 = Grip with 3 mm step
- ▲ 3 = Grip with 8 mm step
- ▲ 4 = Grip with 18 mm step
- ▲ 5 = Rough grip with 8 mm step
- ▲ 6 = Round grip
- ▲ $M_{max} = 60 \text{ Nm}$
- ▲ Including fixation screws



For vice width	A	A ₁	D	D ₁	D ₂	E	M	M ₁	M ₂	£	Y4	NCG	H5G / -S / -Z	X5G-Z / -S	ESG 4	ESG 5	HDG 2	ZSG 4	ZSG mini	DSG 4	Verso	HSG
			18							77.63	80 892 246	●	●	●	●			●		●	●	

6x indexable jaw, carbide grip

- ▲ 1 = Smooth
- ▲ 2 = Carbide grip
- ▲ 3 = Carbide grip with 3 mm step
- ▲ 4 = Carbide grip with 8 mm step
- ▲ 5 = Round carbide grip with 8 mm step
- ▲ 6 = Round carbide grip
- ▲ Incl. fixing screws



For vice width	A	A ₁	D	D ₁	D ₂	E	M	M ₁	M ₂	£	Y4	NCG	H5G / -S / -Z	X5G-Z / -S	ESG 4	ESG 5	HDG 2	ZSG 4	ZSG mini	DSG 4	Verso	HSG
			18							112.24	80 890 35300	●	●	●	●			●		●	●	

System accessories overview

Spindle body

▲ For the conversion of the NCG 5AC into an NCG vice

NCG NCG 5A



		80 890 ...	
for width mm		£ Y4	
100		178.33	385
125		189.87	387
160		215.05	389

Carrying handle

▲ for simple and safe transporting

Scope of supply:

1 piece Hand grip including fixing bolts

NCG NCG 5AC



		80 890 ...	
for width mm		£ Y4	
100/125		13.64	685

Drawbar extension

▲ For connecting 2 NCG vices

NCG NCG 5A


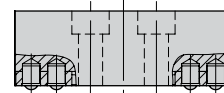


		80 890 ...	
for width mm	B mm	£ Y4	
100	305 - 460	306.31	460
125	390 - 602	335.68	470

Protection plate

▲ For standard moving and combi reversible jaw


NCG



		80 890 ...	
for width mm		£ Y4	
100		4.20	010
125		3.15	012
160		32.52	013

Cover plate set

NCG NCG 5AC



		80 890 ...	
for width mm		£ Y4	
100		26.23	442
125		29.37	443
160		31.47	444

Spring Loaded Locator

NCG



		80 890 ...	
for width mm		£ Y4	
100/125		2.10	008
160		2.10	014

System accessories overview

Clamping lever

▲ including control accessories

NCG	NCG 5A
H5G	



for width mm	DRVS mm	80 890 ...	
		£	Y4
100/125/160	14	122.73	501


High-speed operation device

▲ For faster span adjustment with removable grip

NCG	NCG 5AC
-----	------------



for width mm	80 890 ...	
	£	Y4
100	60.84	550
125/160	72.38	551



5-axis-optimised clamping system


The power-assisted clamping system for 'real' 5-axis complete and simultaneous machining. 1 and 2-sided machining with clamping under tension and 40 kN directly on the workpiece.

Your benefits:

- ▲ Quick conversion – adjustment of entire clamping range in just a few seconds
- ▲ Quick positioning with MNG on the machine table without an intermediate plate
- ▲ Clamping force can be continuously adjusted 4 – 40 kN
- ▲ 160° quick clamping
- ▲ Rotate jaws – quick and easy jaw change with 4 screws
- ▲ Easy cleaning, spindle fully protected
- ▲ Extensive modular jaw range



Clamping/aligning:



Clamping with two dowel screws dia. 12₁₇ / M12
Article no. 80 895 019



Alignment through 20^{H7} precision slot nuts in the base body (H5G) and alignment sets 14 / 16 / 18 in the machine table's T-slot. Clamping with clamping claws.




Alignment and clamping with MNG zero point clamping system (2-3 mounting bolts).
Optional: Positioning and fixing holes at the customer's request.

Alignment of extension base body:




- ▲ Loosely mount the extension base body
- ▲ Distance to basic base body 0.2 – 10 mm
- ▲ Slide movable supporting jaw overlapping onto both base bodies
- ▲ Align the extension base body so it is parallel with the basic base body
- ▲ Secure the extension base body

Fitting the drawbar extension:



- ▲ Fit the extension base body (see alignment above)
- ▲ Screw the drawbar extension onto the spindle
- ▲ Insert the first anti-twist protection
- ▲ Slide the movable supporting jaw onto the extension base body
- ▲ Connect the extended drawbar to the fixed supporting jaw
- ▲ Insert the second anti-twist protection

Movable fixed jaw functional principle:



Double-acting screw = double the force
angled surfaces = double the force

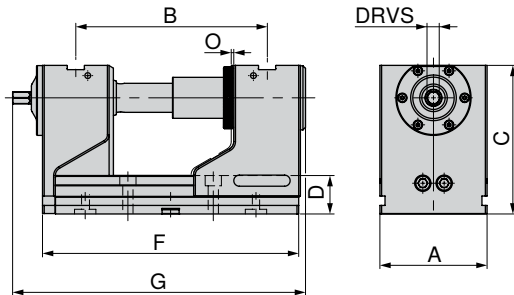
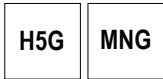
In the case of the H5G-Z and H5G-Z-S, both supporting jaws can be moved as desired. The movable fixed jaw can be clamped on any position on the base body via 1 or 2 screws (1 = H5G-Z / 2 = H5G-Z-S) (tighten screw with 90 Nm). The clamping force of the fixed jaw is almost identical to that of the H5G which is secured with four screws.

SoloClamp – H5G

- ▲ 5-axis vice with quick adjustment, 174 mm height
- ▲ Crank handle quick clamping
- ▲ Vice with quick span adjustment
- ▲ 100 % encapsulated
- ▲ Vice with longitudinal and transverse grooves 20 H7 and alignment holes Ø 12 F7

Scope of supply:

Vice incl. 4 clamping claws, hand crank and clamping wrench



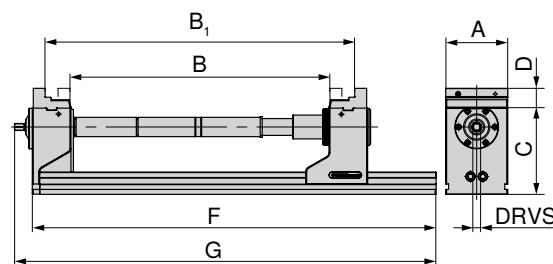

80 898 ...

£
Y4
3,059.93 125

A	B	C	D	F	G	O	DRVS	MXC	WT
mm	mm	mm	mm	mm	mm	mm	mm	kN	kg
125	97 - 223	174	45	300	336,5	1	14	40	30.2

SoloClamp – H5G

- ▲ 5 axis high power vice, long version, 174 mm height



A	C	D	F	G	DRVS	Clamping force
mm	mm	mm	mm	mm	mm	kN
125	174	40	815	851	14	40

B	B ₁	Article no.
0 – 126	123 – 251	80 898 125
125 – 252	248 – 374	80 898 125 + 80 898 826 + 80 898 725
250 – 376	372 – 499	80 898 125 + 80 898 827 + 80 898 725
375 – 501	498 – 624	80 898 125 + 80 898 826 + 80 898 827 + 80 898 725
500 – 626	622 – 749	80 898 125 + 2 x 80 898 827 + 80 898 725



The H5G 125 mm can be extended by a maximum of 250 mm with 2 extensions. The extension results in approximately 10% loss of clamping force. Base plate available in long version with the desired hole pattern **on request**.

Vice guide

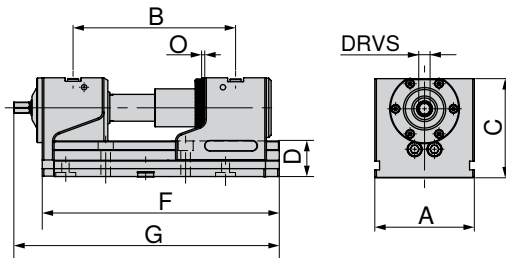
Underside Dimensions	27	Structural dimension tables for the different jaws	28–32
System accessories	33–36	MNG-/PNG zero point clamping system	134–163
General accessories	164–183		

SoloClamp – H5G-S

- ▲ 5-Axis vice with quick adjustment, 125 mm height
- ▲ Crank handle quick clamping
- ▲ Vice with quick span adjustment
- ▲ 100 % encapsulated
- ▲ Length F = 300 mm with Ø 25 H7 centering
- ▲ Length F = 265 mm with Ø 32 H6
- ▲ Vice with longitudinal and transverse grooves 20 H7 and alignment holes Ø 12 F7

Scope of supply:

Vice incl. 4 clamping claws, hand crank and clamping wrench

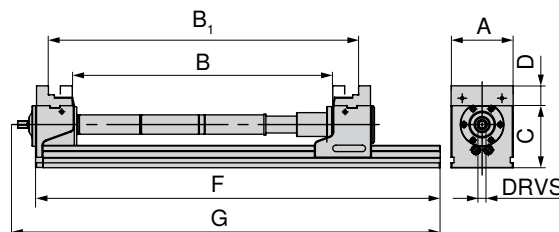



A	B	C	D	F	G	O	DRVS	MXC	WT	80 898 ...	
mm	mm	mm	mm	mm	mm	mm	mm	kN	kg	£	
125	97 - 186	125	45	265	301,5	1	14	40	21.0	Y4	123 ¹⁾
125	97 - 223	125	45	300	336,5	1	14	40	22.6	2,800.83	124
										2,860.62	

1) not standardised

SoloClamp – H5G-S

- ▲ 5 axis high power vice, long version, 125 mm height



A	C	D	F	G	DRVS	Clamping force
mm	mm	mm	mm	mm	mm	kN
125	125	40	815	851	14	40

B	B ₁	Article no.
0 – 126	123 – 250	80 898 124
125 – 251	248 – 374	80 898 124 + 80 898 826 + 80 898 725
250 – 376	372 – 499	80 898 124 + 80 898 827 + 80 898 725
375 – 501	498 – 624	80 898 124 + 80 898 826 + 80 898 827 + 80 898 725
500 – 626	622 – 749	80 898 124 + 2 x 80 898 827 + 80 898 725



The H5G-S 125 mm can be extended by a maximum of 250 mm with 2 extensions. The extension results in approximately 10% loss of clamping force. Base plate available in long version with the desired hole pattern **on request**.

Vice guide

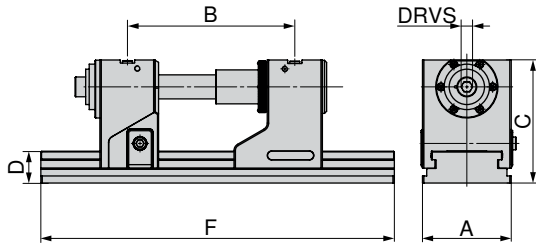
Underside Dimensions	27	Structural dimension tables for the different jaws	28–32
System accessories	33–36	MNG-/PNG zero point clamping system	134–163
General accessories	164–183		

SoloClamp – H5G-Z

- ▲ 5-Axis vice with movable fixed jaw, 174 mm height
- ▲ Crank handle quick clamping
- ▲ Vice with quick span adjustment
- ▲ 100 % encapsulated
- ▲ Clamping on the machine table is possible with MNG/PNG, or directly through the base body

Scope of supply:

Incl. clamping key with hexagonal pin insert



A	B ±0.015	C	D	F	DRVS	MXC	WT	80 907 ...	
mm	mm	mm	mm	mm	mm	kN	kg	£	
125	131 - 246	174	45	330	14	40	32.5	Y4	12800
125	131 - 352	174	45	430	14	40	36.0	3,448.06	125
125	131 - 422	174	45	500	14	40	38.5	3,507.86	126
125	131 - 552	174	45	630	14	40	43.0	3,667.30	127
								3,976.76	


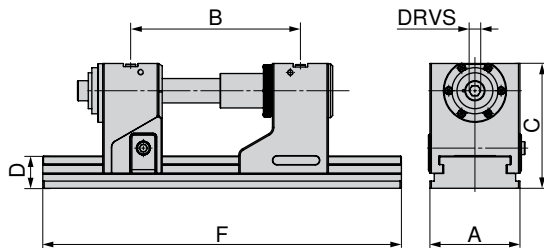
→ Page 36
Here you will find the additional drawbar extensions that must be used to reach the maximum clamping ranges.

SoloClamp – H5G-Z-S

- ▲ 5-Axis vice with movable fixed jaw, 125 mm height
- ▲ Crank handle quick clamping
- ▲ Vice with quick span adjustment
- ▲ 100 % encapsulated
- ▲ Clamping on the machine table is possible with MNG/PNG, or directly through the base body

Scope of supply:

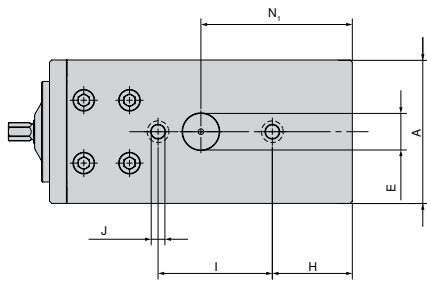
Incl. clamping key with hexagonal pin insert



A	B ±0.015	C	D	F	DRVS	MXC	WT	80 907 ...	
mm	mm	mm	mm	mm	mm	kN	kg	£	
125	131 - 246	125	45	330	14	40	24.5	Y4	22500
125	131 - 352	125	45	430	14	40	28.5	3,248.75	22600
125	131 - 422	125	45	500	14	40	30.5	3,299.11	22700
125	131 - 552	125	45	630	14	40	35.5	3,467.99	22700
								3,777.45	22800

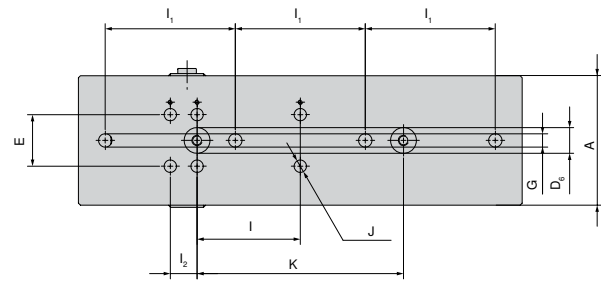
H5G/H5G-Z underside dimensions

Base width 125 mm and 265 mm length



A	E _{H6}	H	I _{±0,015}	J _{F7}	N ₁
125	32	70	100	12	132,5

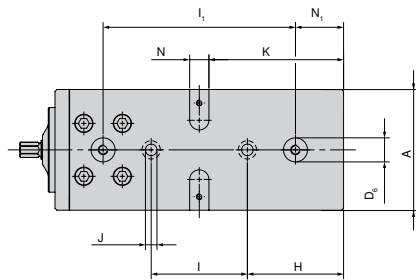
Base width 125 mm and 430 mm length



A	E _{±0,01}	I _{1 ±0,3}	I ₂	I _{±0,015}	K _{±0,015}	J _{H7}	G	D _{6 H6}
125	50	126	26	100	200	12	13	25

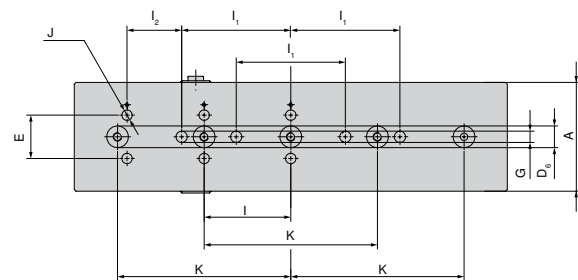
1 H5G with 265 mm length is not compatible with MNG

Base width 125 mm and length 300 mm



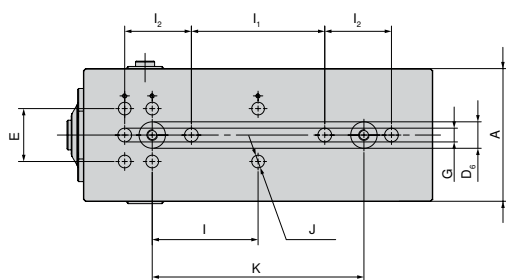
A	D _{6 H7}	H	I _{±0,015}	J _{F7}	K	N _{H7}	I _{1 ±0,015}	N ₁
125	25	100	100	12	140	20	200	50

Base width 125 mm and 500 mm length



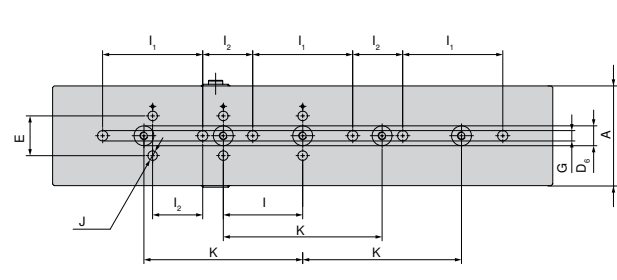
A	E _{±0,01}	I _{1 ±0,3}	I _{±0,015}	K _{±0,015}	I ₂	G	D _{6 H6}	J _{H7}
125	50	126	100	200	63	13	25	12

Base width 125 mm and 330 mm length



A	E _{±0,01}	I _{±0,015}	I ₂	I _{1 ±0,3}	D _{6 H6}	J _{H7}	K _{±0,015}	G
125	50	100	26	126	25	12	200	13

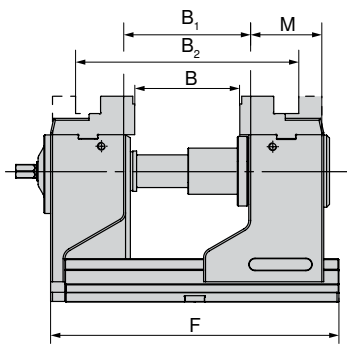
Base width 125 mm and 630 mm length



A	E _{±0,01}	I _{1 ±0,3}	I ₂	I _{±0,015}	K _{±0,015}	G	D _{6 H6}	J _{H7}
125	50	126	63	100	200	13	25	12

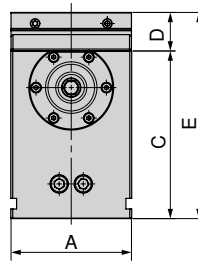
H5G/H5G-S – Structural dimension table for the different jaws

With combi jaws



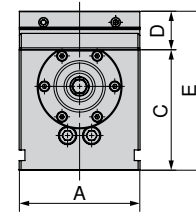
F	B	B ₁	B ₂	M	Article no.
mm	mm	mm	mm	mm	System jaws
265	0 - 89	22 - 112	123 - 212	76	80 898 225
300	0 - 126	22 - 149	123 - 249	76	80 898 225

H5G



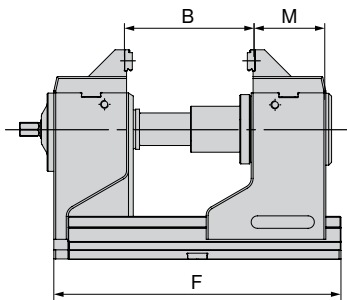
A	C	D	E
mm	mm	mm	mm
-	-	-	-
125	174	40	214

H5G-S



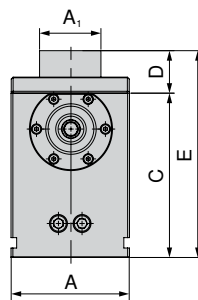
A	C	D	E
mm	mm	mm	mm
125	125	40	165
125	125	40	165

With 5A top jaws, jaw width 65 mm



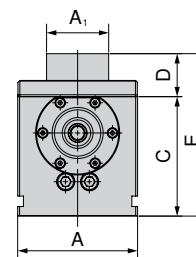
F	B	M	Article no.
mm	mm	mm	System jaws
265	16 - 105	79,5	80 898 325
300	16 - 142	79,5	80 898 325

H5G



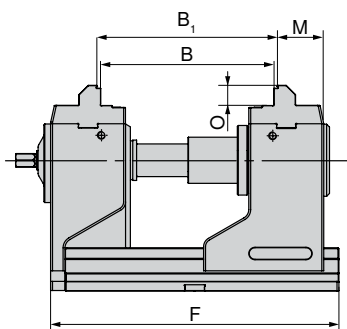
A	A ₁	C	D	E
mm	mm	mm	mm	mm
-	-	-	-	-
125	65	174	45	219

H5G-S



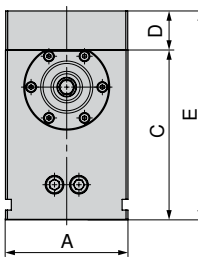
A	A ₁	C	D	E
mm	mm	mm	mm	mm
125	65	125	45	170
125	65	125	45	170

With 5A top jaws, jaw width 125 mm



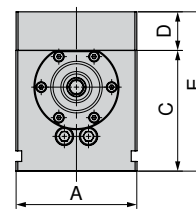
F	B	B ₁	O	M	Article no.
mm	mm	mm	mm	mm	System jaws
265	74 - 162	80 - 168	21	49	80 907 300
300	74 - 199	80 - 205	21	49	80 907 300

H5G



A	C	D	E
mm	mm	mm	mm
-	-	-	-
125	174	40	214

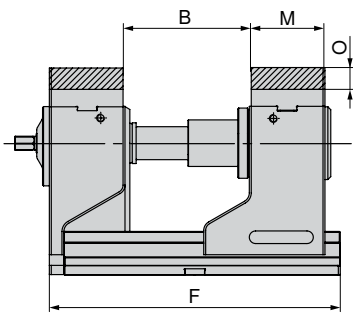
H5G-S



A	C	D	E
mm	mm	mm	mm
125	125	40	165
125	125	40	165

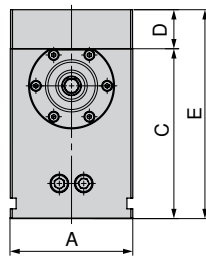
H5G/H5G-S – Structural dimension table for the different jaws

with soft jaws



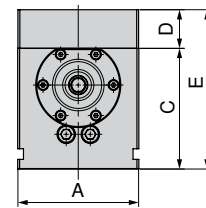
F	B	O	M	Article no.
mm	mm	mm	mm	System jaws
265	23 - 112	22	76	80 898 625
300	23 - 149	22	76	80 898 625

H5G



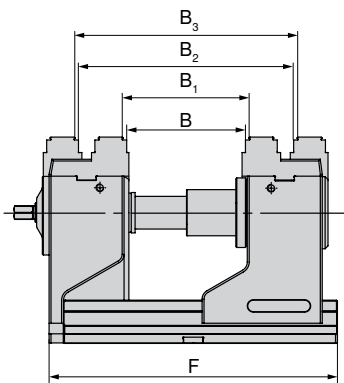
A	C	D	E
mm	mm	mm	mm
-	-	-	-
125	174	40	214

H5G-S



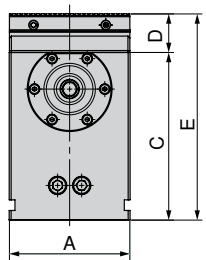
A	C	D	E
mm	mm	mm	mm
125	125	40	165
125	125	40	165

With indexable jaws, grip 3 mm



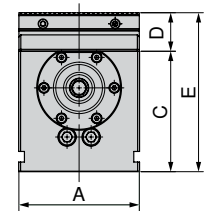
F	B	B ₁	B ₂	B ₃	Article no.
mm	mm	mm	mm	mm	System jaws
265	17 - 106	23 - 112	117 - 206	123 - 212	80 898 35000
300	17 - 140	23 - 146	117 - 240	123 - 246	80 898 35000

H5G



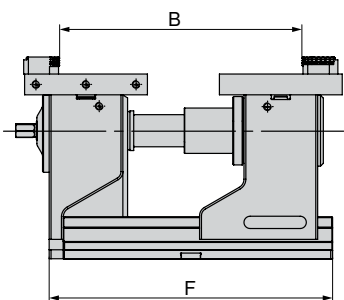
A	C	D	E
mm	mm	mm	mm
-	-	-	-
125	174	40	214

H5G-S



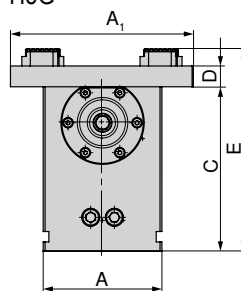
A	C	D	E
mm	mm	mm	mm
125	125	40	165
125	125	40	165

With pendulum and adapter plate



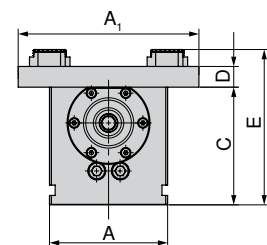
F	B	Article no.
mm	mm	System jaws
265	17 - 236	80 898 525 + 80 898 425
300	17 - 274	80 898 525 + 80 898 425

H5G



A	A ₁	C	D	E
mm	mm	mm	mm	mm
-	-	-	-	-
125	192	174	22	214

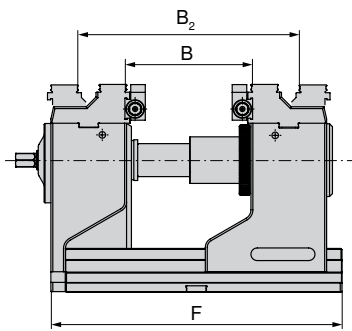
H5G-S



A	A ₁	C	D	E
mm	mm	mm	mm	mm
125	192	125	22	165
125	192	125	22	165

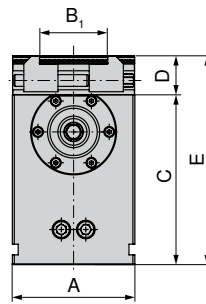
H5G/H5G-S – Structural dimension table for the different jaws

With 6-face jaw system



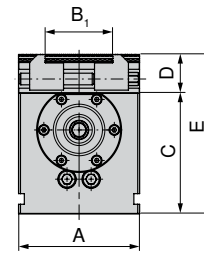
F	B	B ₂	O	M	Article no.
mm	mm	mm	mm	mm	System jaws
265	39-115	119-191	22	76	80 898 230
300	39-152	119-228	22	76	80 898 230

H5G



A	B ₁	C	D	E
mm	mm	mm	mm	mm
-	-	-	-	-
125	37-101	174	40	214

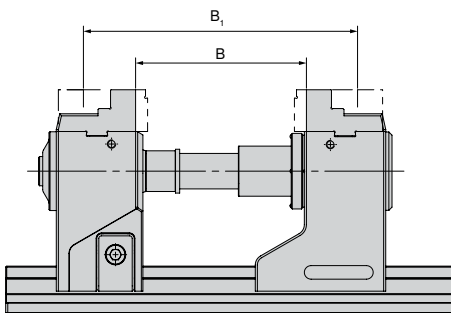
H5G-S



A	B ₁	C	D	E
mm	mm	mm	mm	mm
125	37-101	125	40	165
125	37-101	125	40	165

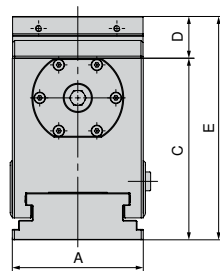
H5G-Z/-S structural dimension table for the different jaws

With combi jaws



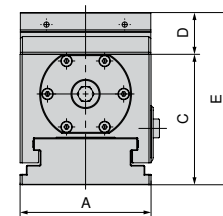
Variant	B	B ₁	Article no.
	mm	mm	System jaws
H5G-Z	57-182	157-282	80 898 225
H5G-Z-S	47-172	147-272	80 898 225

H5G-Z



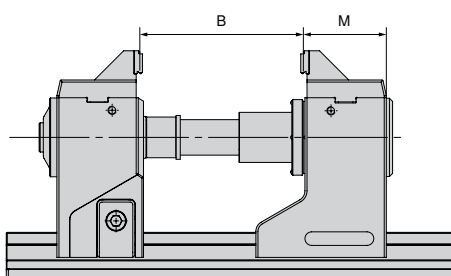
A	C	D	E
mm	mm	mm	mm
125	174	40	214
-	-	-	-

H5G-Z-S



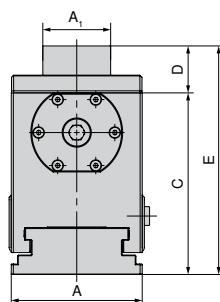
A	C	D	E
mm	mm	mm	mm
-	-	-	-
125	125	40	165

With 5A stepped top jaws



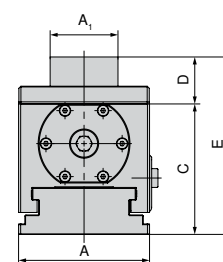
Variant	B	M	Article no.
	mm	mm	System jaws
H5G-Z	50-175	74	80 898 325
H5G-Z-S	40-165	74	80 898 325

H5G-Z



A	A ₁	C	D	E
mm	mm	mm	mm	mm
125	65	174	45	214
-	-	-	-	-

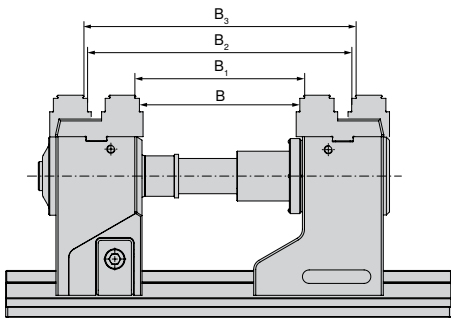
H5G-Z-S



A	A ₁	C	D	E
mm	mm	mm	mm	mm
-	-	-	-	-
125	65	125	45	165

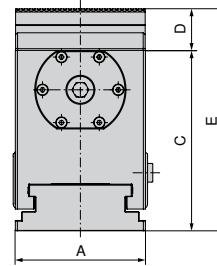
H5G-Z/-S structural dimension table for the different jaws

With indexable jaw grip 3 mm and 16 mm smooth step



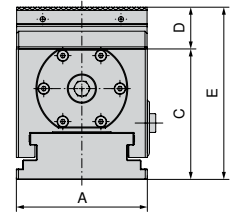
Variant	B mm	B ₁ mm	B ₂ mm	B ₃ mm	Article no. System jaws
H5G-Z	48-173	54-179	148-273	154-279	2 x 80 898 35000
H5G-Z-S	38-173	44-169	138-263	144-269	2 x 80 898 35000

H5G-Z



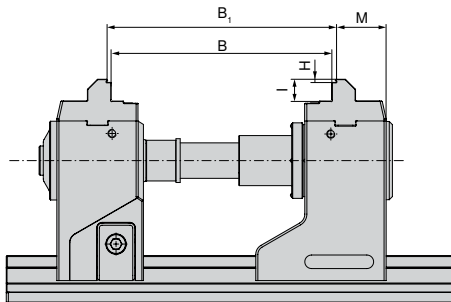
A mm	C mm	D mm	E mm
125	174	40	214
-	-	-	-

H5G-Z-S



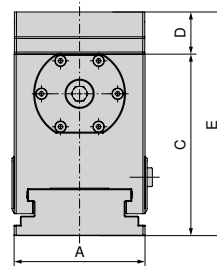
A mm	C mm	D mm	E mm
-	-	-	-
125	125	40	165

With 5A top jaw, jaw width 125 mm



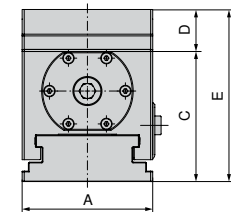
Variant	B mm	B ₁ mm	H mm	I mm	M mm	Article no. System jaws
H5G-Z	105-230	111-236	3	21	48,7	2 x 80 907 300
H5G-Z-S	95-220	101-226	3	21	48,7	2 x 80 907 300

H5G-Z



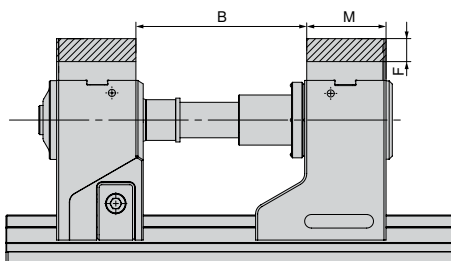
A mm	C mm	D mm	E mm
125	174	40	214
-	-	-	-

H5G-Z-S



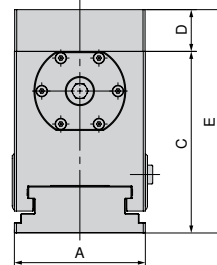
A mm	C mm	D mm	E mm
-	-	-	-
125	125	40	165

with soft jaws



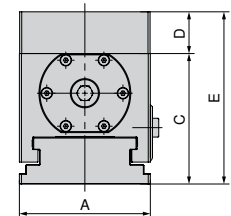
Variant	B mm	F mm	M mm	Article no. System jaws
H5G-Z	57-182	22	76	80 898 625
H5G-Z-S	47-172	22	76	80 898 625

H5G-Z



A mm	C mm	D mm	E mm
125	174	40	214
-	-	-	-

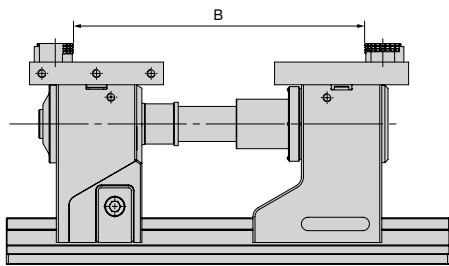
H5G-Z-S



A mm	C mm	D mm	E mm
-	-	-	-
125	125	40	165

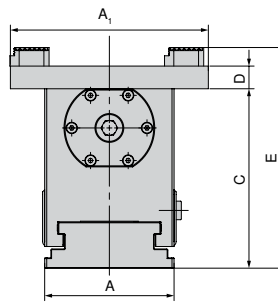
H5G-Z/-S structural dimension table for the different jaws

With pendulum and adapter plate



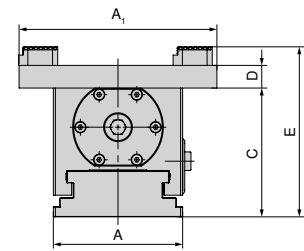
Variant	B mm	Article no. System jaws
H5G-Z	11 - 300	80 898 525 + 80 898 425
H5G-Z-S	11 - 290	80 898 525 + 80 898 425

H5G-Z



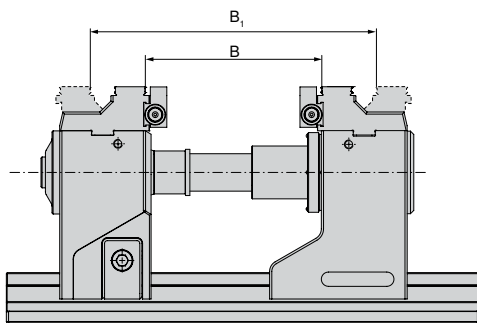
A mm	A ₁ mm	C mm	D mm	E mm
125	192	174	40	214
-	-	-	-	-

H5G-Z-S



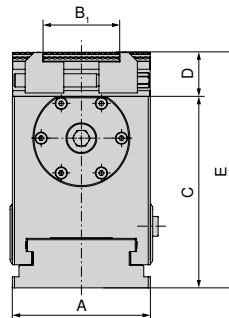
A mm	A ₁ mm	C mm	D mm	E mm
-	-	-	-	-
125	192	125	40	165

With 6-face jaw system



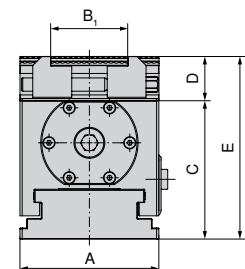
Variant	B mm	B ₁ mm	Article no. System jaws
H5G-Z	52 - 177	152 - 277	80 898 230
H5G-Z-S	42 - 167	142 - 267	80 898 230

H5G-Z



A mm	B ₁ mm	C mm	D mm	E mm
125	37 - 101	174	40	214
-	-	-	-	-

H5G-Z-S



A mm	B ₁ mm	C mm	D mm	E mm
-	-	-	-	-
125	37 - 101	125	40	165

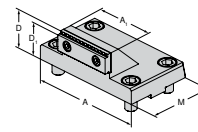


Clamping ranges also apply to 500 mm and 630 mm base bodies. Extended clamping ranges with drawbar extension possible. The specified clamping ranges can sometimes only be achieved using top jaws.

System jaws overview

5A stepped top jaw

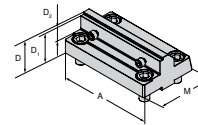
- ▲ including 125/65 mm attachment and 3 mm grip step
- ▲ price per piece



For vice width	A	A ₁	D	D ₁	D ₂	E	M	M ₁	M ₂	£	Y4	NCG	H5G / -S / -Z	X5G-Z / -S	ESG 4	ESG 5	HDG 2	ZSG 4	ZSG mini	DSG 4	Verso	HSG		
125	125	65	45	42			76			362.95		●												
												80 898 325												

5A – Top jaw

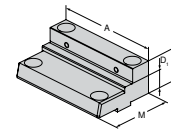
- ▲ Improved accessibility through tapered rear section
- ▲ Price per piece



For vice width	A	A ₁	D	D ₁	D ₂	E	M	M ₁	M ₂	£	Y4	NCG	H5G / -S / -Z	X5G-Z / -S	ESG 4	ESG 5	HDG 2	ZSG 4	ZSG mini	DSG 4	Verso	HSG		
125	125		40	37	18		78			340.93		●												
												80 907 300												

Combi reversable jaw

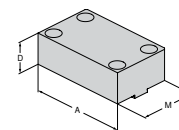
- ▲ to extend the clamping range
- ▲ Price per piece



For vice width	A	A ₁	D	D ₁	D ₂	E	M	M ₁	M ₂	£	Y4	NCG	H5G / -S / -Z	X5G-Z / -S	ESG 4	ESG 5	HDG 2	ZSG 4	ZSG mini	DSG 4	Verso	HSG		
125	125		40	22			76			362.95		●												
												80 898 225												

Soft Alu-jaw

- ▲ for producing shaped jaws
- ▲ Price per piece

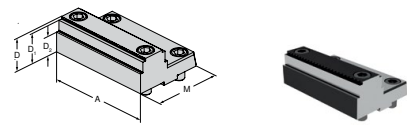


For vice width	A	A ₁	D	D ₁	D ₂	E	M	M ₁	M ₂	£	Y4	NCG	H5G / -S / -Z	X5G-Z / -S	ESG 4	ESG 5	HDG 2	ZSG 4	ZSG mini	DSG 4	Verso	HSG		
125	125		40				76			107.00		●												
												80 898 625												

System jaws overview

Indexable jaw, grip 3 mm, 16 mm smooth step, on both sides

▲ Price per piece

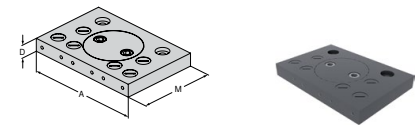


For vice width	A	A ₁	D	D ₁	D ₂	E	M	M ₁	M ₂	£	Y4	NCG	H5G / -S / -Z	X5G-Z / -S	ESG 4	ESG 5	HDG 2	ZSG 4	ZSG mini	DSG 4	Verso	HSG	
125	125		40	37	24		82,5			383.93		●											
											80 898 35000												

Pendulum jaw, movable

▲ to accommodate 6-way reversible jaws

▲ Price per piece

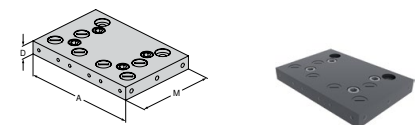


For vice width	A	A ₁	D	D ₁	D ₂	E	M	M ₁	M ₂	£	Y4	NCG	H5G / -S / -Z	X5G-Z / -S	ESG 4	ESG 5	HDG 2	ZSG 4	ZSG mini	DSG 4	Verso	HSG	
125	192		22				130			472.05		●											
											80 898 525												

Adapter plate

▲ to accommodate 6-way reversible jaws


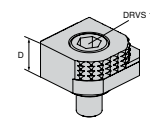
▲ Price per piece



For vice width	A	A ₁	D	D ₁	D ₂	E	M	M ₁	M ₂	£	Y4	NCG	H5G / -S / -Z	X5G-Z / -S	ESG 4	ESG 5	HDG 2	ZSG 4	ZSG mini	DSG 4	Verso	HSG	
125	192		22				130			398.62		●											
											80 898 425												

6 function indexable jaw

- ▲ 1 = Smooth, carbide coated
- ▲ 2 = Grip with 3 mm step
- ▲ 3 = Grip with 8 mm step
- ▲ 4 = Grip with 18 mm step
- ▲ 5 = Rough grip with 8 mm step
- ▲ 6 = Round grip
- ▲ M_{max} = 60 Nm
- ▲ Including fixation screws

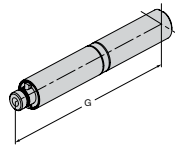



For vice width	A	A ₁	D	D ₁	D ₂	E	M	M ₁	M ₂	£	Y4	NCG	H5G / -S / -Z	X5G-Z / -S	ESG 4	ESG 5	HDG 2	ZSG 4	ZSG mini	DSG 4	Verso	HSG	
			18							77.63		●	●	●	●				●		●	●	
											80 892 246												

System accessories overview

Drawbar

▲ Incl. anti-rotation

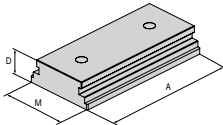

H5G	H5G-S			80 898 ...	
H5G-Z				£	Y4
				125	346.17 826
				250	392.33 827

Protection plugs

▲ Price per piece

H5G-Z		80 907 ...		
		£	Y4	
D ₁			19	1.05 501

Base plate to extend

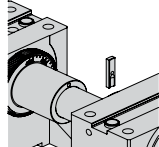

H5G			80 898 ...	
			£	Y4
A	D	M		
250	45	125,5	619.96	725

Clamping lever

▲ including control accessories


NCG	NCG 5A		80 890 ...	
H5G			£	Y4
DRVS			14	122.73 501

Anti-twist plate

H5G	H5G-S			80 898 ...	
H5G-Z	H5G-Z-S			£	Y4
				11.54	024


Clamping Handle with Joint

▲ without socket

H5G-Z	H5G-Z-S		80 891 ...	
ESG 4	ESG mini		£	Y4
ZSG 4			1/2"	73.43 600

Hand crank


▲ for fast adjustment

	H5G-Z	H5G-S	H5G		
	X5G-Z	H5G-Z-S			
DRVS	80 907 ...		80 898 ...		80 898 ...
mm	£	Y4	£	Y4	£
14	77.63	500	77.63	026	77.63 025

Socket

▲ Suitable for 1/2" or 3/8" square drive

H5G-Z	ESG mini		80 877 ...		
MSG 2	Verso		£	Y4	
MNG			1/2"	14	17.83 214



5-axis machining to perfection

Maximum ease of handling and integrated pull-down action for 6-sided machining. X5G-Z is the new 5-axis vice from CERATIZIT. All the advantages that ensure optimum and simple 5- and 6-sided machining combined in a single clamping device.

Your benefits:

- ▲ Either 5 and 6-axis machining thanks to clamping of one or both supporting jaws
- ▲ Fast jaw changeover without tools
- ▲ Optimum accessibility from all sides and large base clamping stroke of 130 mm
- ▲ Fully encapsulated, mechanical spindle
- ▲ Integrated, internal elastomer damping to minimise vibrations
- ▲ Extensive modular jaw range



Clamping/aligning:



Clamping with two dowel screws dia. 12_{H7} / M12 and clamping screws **Article no. 80 895 019**



Alignment through 20^{H7} precision slot nuts in the base body in the machine table's T-slot. Clamping with clamping claws.



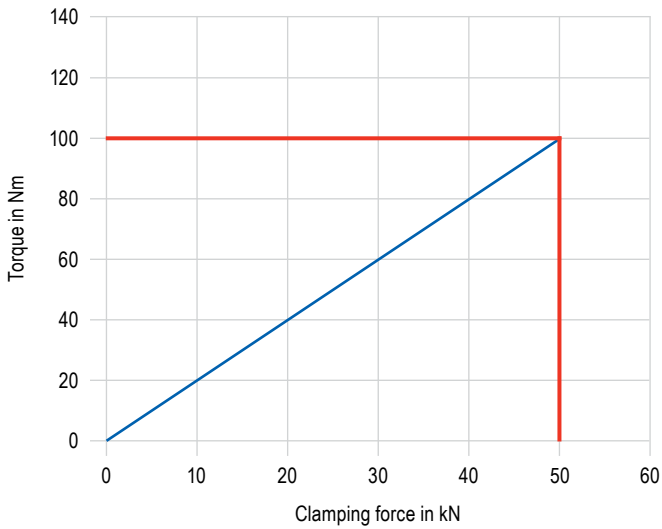
Alignment and clamping with MNG zero point clamping system (2-3 mounting bolts). **Optional:** Positioning and fixing holes at the customer's request.

Clamping force:

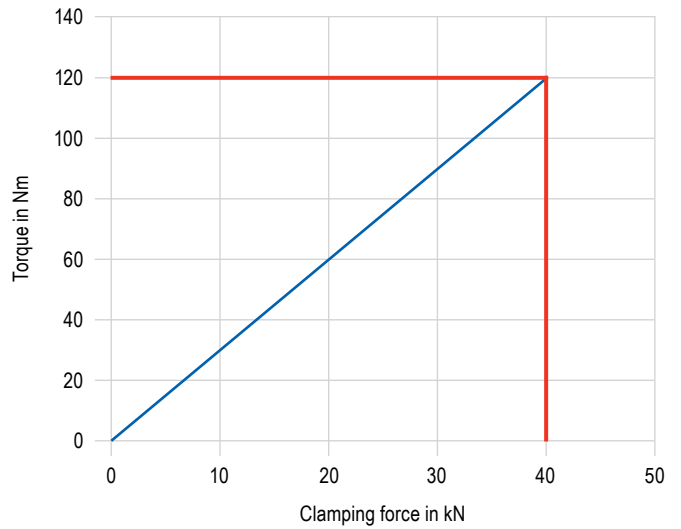
Size		Max. tightening torque in Nm	max. clamping force in kN
X5G-Z	Blank clamping	100	50
X5G-Z	Precision clamping	120	40
X5G-Z-S	Blank clamping	100	50
X5G-Z-S	Precision clamping	120	34

X5G-Z tightening torque/clamping force

Blank clamping

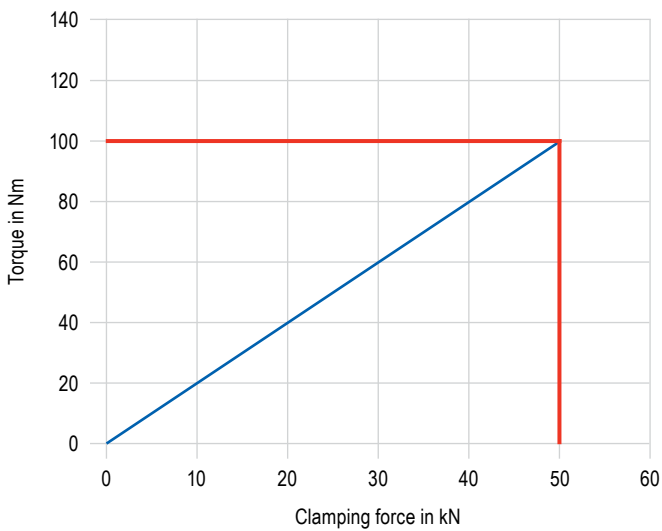


Precision clamping

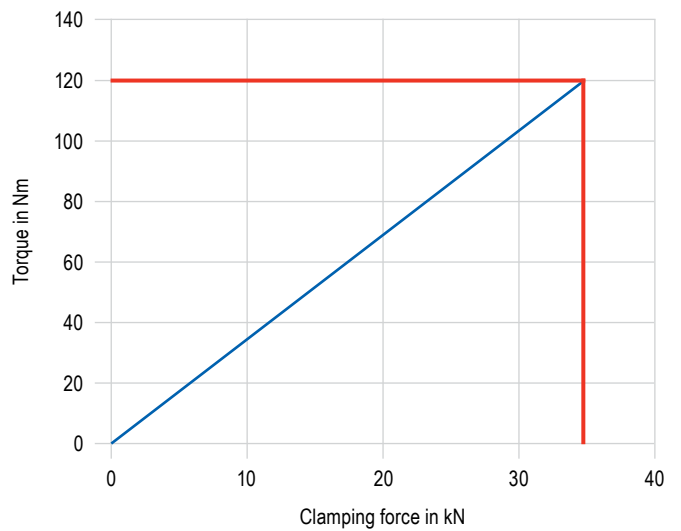


X5G-Z-S tightening torque/clamping force

Blank clamping

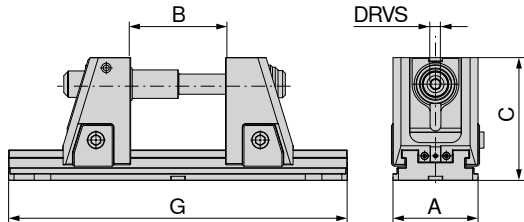
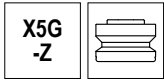


Precision clamping



SoloClamp – X5G-Z

- ▲ Mechanical 5-axis vice with movable fixed jaws, 181 mm height
- ▲ Without system jaws
- ▲ Optimum accessibility
- ▲ 5- and 6-sided machining possible
- ▲ Fast jaw changeover
- ▲ Clamping on the machine table is possible with MNG/PNG, or directly through the base body



A	B	C	G	DRVS	MXC	WT	80 908 ...	
mm	mm	mm	mm	mm	kN	kg	£	Y4
125	4 - 134	181	330	14	40	33.2	3,049.44	52500
125	4 - 234	181	430	14	40	36.1	3,268.68	52600
125	4 - 304	181	500	14	40	38.1	3,408.20	52700
125	4 - 434	181	630	14	40	41.8	3,657.86	52800
125	4 - 604	181	800	14	40	46.6	3,986.20	52900

Basic clamping stroke 130 mm

→ **Page 48**
Here you will find the additional drawbar extensions that must be used to reach the maximum clamping ranges.

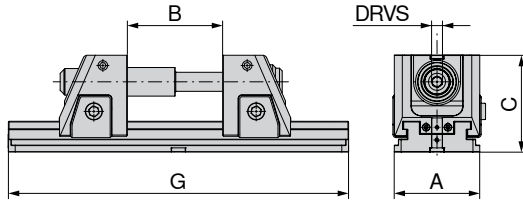
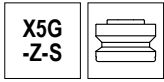
→ **Page 42–44**
Here you will find the structural dimension tables for the different jaws.

Vice guide

Underside Dimensions	41	System accessories	45
MNG-/PNG zero point clamping system	134–163	General accessories	164–183

SoloClamp – X5G-Z-S

- ▲ Mechanical 5-axis vice with movable fixed jaws, 142 mm height
- ▲ Without system jaws
- ▲ Optimum accessibility
- ▲ 5- and 6-sided machining possible
- ▲ Fast jaw changeover
- ▲ Clamping on the machine table is possible with MNG/PNG, or directly through the base body



A	B	C	G	DRVS	MXC	WT	80 908 ...	
mm	mm	mm	mm	mm	kN	kg	£	
125	4 - 134	142	330	14	40	27.3	Y4	2,770.41 42500
125	4 - 234	142	430	14	40	30.2		2,989.65 42600
125	4 - 304	142	500	14	40	32.2		3,129.17 42700
125	4 - 434	142	630	14	40	35.9		3,378.83 42800
125	4 - 604	142	800	14	40	40.7		3,707.17 42900

Basic clamping stroke 130 mm

→ **Page 48**
Here you will find the additional drawbar extensions that must be used to reach the maximum clamping ranges.

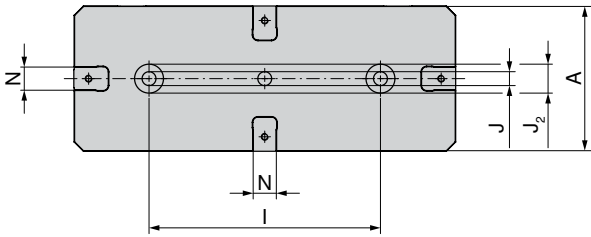
→ **Page 42–44**
Here you will find the structural dimension tables for the different jaws.

Vice guide

Underside Dimensions	41	System accessories	45
MNG-/PNG zero point clamping system	134–163	General accessories	164–183

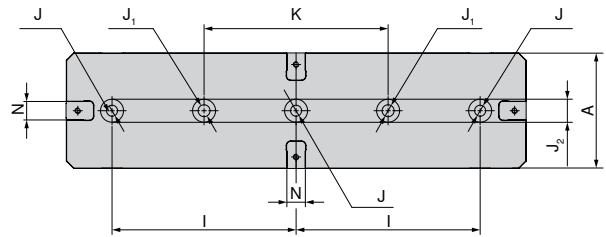
X5G-Z/-S underside dimensions

Base width 125 mm and 330 mm length



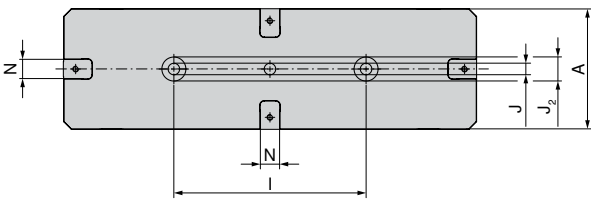
A	I _{±0.02}	J _{H7}	J _{2 H6}	N _{H7}
mm	mm	mm	mm	mm
125	200	12	25	20

Base width 125 mm and 630 mm length



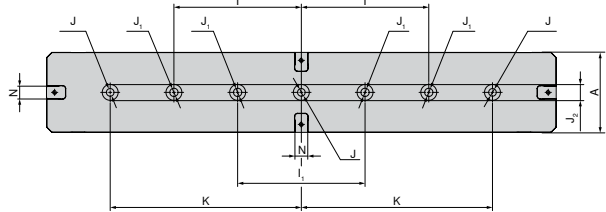
A	I _{±0.02}	J _{H7}	J ₁	J _{2 H6}	K _{±0.02}	N _{H7}
mm	mm	mm	mm	mm	mm	mm
125	200	12	13	25	200	20

Base width 125 mm and 430 mm length



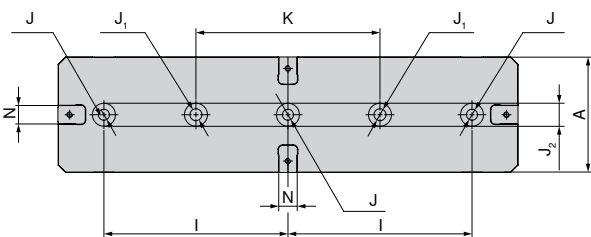
A	I _{±0.02}	J _{H7}	J _{2 H6}	N _{H7}
mm	mm	mm	mm	mm
125	200	12	25	20

Base width 125 mm and 800 mm length



A	I _{±0.02}	I _{1 ±0.02}	J _{H7}	J ₁	J _{2 H6}	K _{±0.02}	N _{H7}
mm	mm	mm	mm	mm	mm	mm	mm
125	200	200	12	13	25	300	20

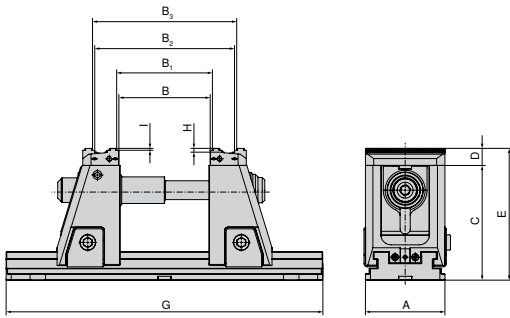
Base width 125 mm and 500 mm length



A	I _{±0.02}	J _{H7}	J ₁	J _{2 H6}
mm	mm	mm	mm	mm
125	200	12	13	25

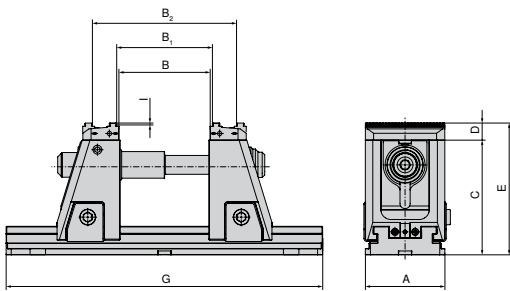
X5G-Z/-S structural dimension table for the different jaws

With indexable jaws, grip 3 mm



Type	Drawbar 430 mm 80 908 80000	Drawbar 500 mm 80 908 80100	Drawbar 630 mm 80 908 80200	Drawbar 800 mm 80 908 80300	A	B	B ₁	B ₂	B ₃	C	D	E	G	H	I
80 908 52500					125	5-134	12-141	80-210	88-217	181	27	208	330	6	3
80 908 42500					125	5-134	12-141	80-210	88-217	142	27	169	330	6	3
80 908 52600	1 x				125	5-234	12-241	80-310	88-317	181	27	208	430	6	3
80 908 42600	1 x				125	5-234	12-241	80-310	88-317	142	27	169	430	6	3
80 908 52700	1 x	1 x			125	5-304	12-311	80-380	88-387	181	27	208	500	6	3
80 908 42700	1 x	1 x			125	5-304	12-311	80-380	88-387	142	27	169	500	6	3
80 908 52800	1 x	1 x	1 x		125	5-434	12-441	80-510	88-517	181	27	208	630	6	3
80 908 42800	1 x	1 x	1 x		125	5-434	12-441	80-510	88-517	142	27	169	630	6	3
80 908 52900	1 x	1 x	1 x	1 x	125	5-604	12-611	80-680	88-687	181	27	208	800	6	3
80 908 42900	1 x	1 x	1 x	1 x	125	5-604	12-611	80-680	88-687	142	27	169	800	6	3

With indexable jaws, grip 5 mm



Type	Drawbar 430 mm 80 908 80000	Drawbar 500 mm 80 908 80100	Drawbar 630 mm 80 908 80200	Drawbar 800 mm 80 908 80300	A	B	B ₁	B ₂	C	D	E	G	I
80 908 52500					125	5-134	12-141	88-217	181	27	208	330	5
80 908 42500					125	5-134	12-141	88-217	142	27	169	330	5
80 908 52600	1 x				125	5-234	12-241	88-317	181	27	208	430	5
80 908 42600	1 x				125	5-234	12-241	88-317	142	27	169	430	5
80 908 52700	1 x	1 x			125	5-304	12-311	88-387	181	27	208	500	5
80 908 42700	1 x	1 x			125	5-304	12-311	88-387	142	27	169	500	5
80 908 52800	1 x	1 x	1 x		125	5-434	12-441	88-517	181	27	208	630	5
80 908 42800	1 x	1 x	1 x		125	5-434	12-441	88-517	142	27	169	630	5
80 908 52900	1 x	1 x	1 x	1 x	125	5-604	12-611	88-687	181	27	208	800	5
80 908 42900	1 x	1 x	1 x	1 x	125	5-604	12-611	88-687	142	27	169	800	5

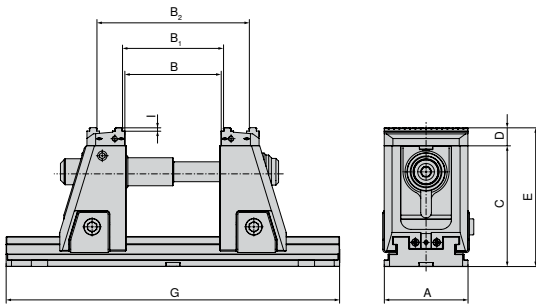


→ Page 48

Here you will find the suitable drawbar extensions.

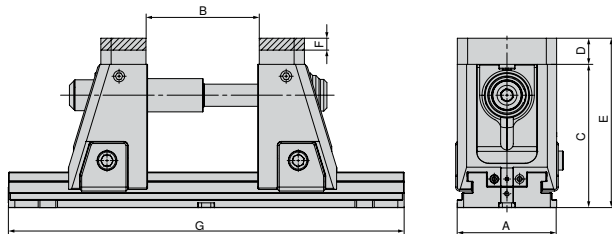
X5G-Z/-S structural dimension table for the different jaws

With stepped jaws, carbide grip 5 mm



Type	Drawbar 430 mm 80 908 80000	Drawbar 500 mm 80 908 80100	Drawbar 630 mm 80 908 80200	Drawbar 800 mm 80 908 80300	A	B	B ₁	B ₂	C	D	E	G	I
80 908 52500					125	5-134	12-141	88-217	181	27	208	330	5
80 908 42500					125	5-134	12-141	88-217	142	27	169	330	5
80 908 52600	1 x				125	5-234	12-241	88-317	181	27	208	430	5
80 908 42600	1 x				125	5-234	12-241	88-317	142	27	169	430	5
80 908 52700	1 x	1 x			125	5-304	12-311	88-387	181	27	208	500	5
80 908 42700	1 x	1 x			125	5-304	12-311	88-387	142	27	169	500	5
80 908 52800	1 x	1 x	1 x		125	5-434	12-441	88-517	181	27	208	630	5
80 908 42800	1 x	1 x	1 x		125	5-434	12-441	88-517	142	27	169	630	5
80 908 52900	1 x	1 x	1 x	1 x	125	5-604	12-611	88-687	181	27	208	800	5
80 908 42900	1 x	1 x	1 x	1 x	125	5-604	12-611	88-687	142	27	169	800	5

With soft jaws, steel



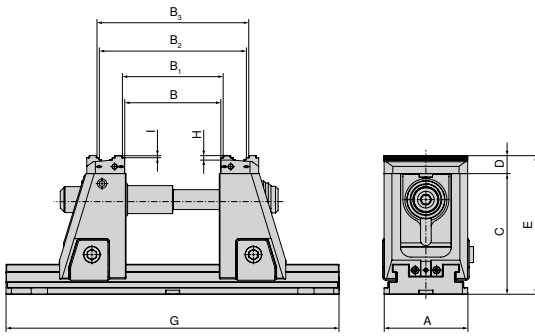
Article no.
System jaws

2 x 80 909 31200

Type	Drawbar 430 mm 80 908 80000	Drawbar 500 mm 80 908 80100	Drawbar 630 mm 80 908 80200	Drawbar 800 mm 80 908 80300	A	B	C	D	E	F	G
80 908 52500					125	4-134	181	33	214	15	330
80 908 42500					125	4-134	142	33	175	15	330
80 908 52600	1 x				125	4-234	181	33	214	15	430
80 908 42600	1 x				125	4-234	142	33	175	15	430
80 908 52700	1 x	1 x			125	4-304	181	33	214	15	500
80 908 42700	1 x	1 x			125	4-304	142	33	175	15	500
80 908 52800	1 x	1 x	1 x		125	4-434	181	33	214	15	630
80 908 42800	1 x	1 x	1 x		125	4-434	142	33	175	15	630
80 908 52900	1 x	1 x	1 x	1 x	125	4-604	181	33	214	15	800
80 908 42900	1 x	1 x	1 x	1 x	125	4-604	142	33	175	15	800

X5G-Z/-S structural dimension table for the different jaws

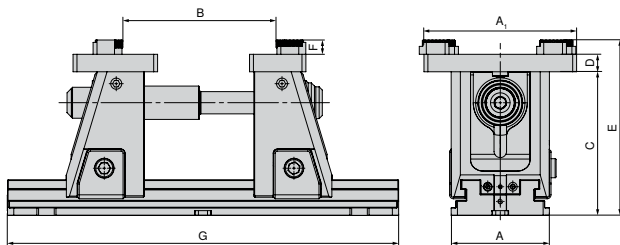
With indexable jaws embossed profile



Article no.
System jaws
2 x 80 908 31200

Type	Drawbar 430 mm 80 908 80000	Drawbar 500 mm 80 908 80100	Drawbar 630 mm 80 908 80200	Drawbar 800 mm 80 908 80300	A	B	B ₁	B ₂	B ₃	C	D	E	G	H	I
80 908 52500					125	5-134	12-141	82-210	89-217	181	27	208	330	6	3
80 908 42500					125	5-134	12-141	82-210	89-217	142	27	169	330	6	3
80 908 52600	1 x				125	5-234	12-241	82-310	89-317	181	27	208	430	6	3
80 908 42600	1 x				125	5-234	12-241	82-310	89-317	142	27	169	430	6	3
80 908 52700	1 x	1 x			125	5-304	12-311	82-380	89-387	181	27	208	500	6	3
80 908 42700	1 x	1 x			125	5-304	12-311	82-380	89-387	142	27	169	500	6	3
80 908 52800	1 x	1 x	1 x		125	5-434	12-441	82-510	89-517	181	27	208	630	6	3
80 908 42800	1 x	1 x	1 x		125	5-434	12-441	82-510	89-517	142	27	169	630	6	3
80 908 52900	1 x	1 x	1 x	1 x	125	5-604	12-611	82-680	89-687	181	27	208	800	6	3
80 908 42900	1 x	1 x	1 x	1 x	125	5-604	12-611	82-680	89-687	142	27	169	800	6	3

With pendulum and adapter plate



Article no.
System jaws
80 909 31500 + 80 909 31300

Type	Drawbar 430 mm 80 908 80000	Drawbar 500 mm 80 908 80100	Drawbar 630 mm 80 908 80200	Drawbar 800 mm 80 908 80300	A	B	C	D	E	F	G
80 908 52500					125	42-210	181	22	221	18	330
80 908 42500					125	42-210	142	22	182	18	330
80 908 52600	1 x				125	42-310	181	22	221	18	430
80 908 42600	1 x				125	42-310	142	22	182	18	430
80 908 52700	1 x	1 x			125	42-380	181	22	221	18	500
80 908 42700	1 x	1 x			125	42-380	142	22	182	18	500
80 908 52800	1 x	1 x	1 x		125	42-510	181	22	221	18	630
80 908 42800	1 x	1 x	1 x		125	42-510	142	22	182	18	630
80 908 52900	1 x	1 x	1 x	1 x	125	42-680	181	22	221	18	800
80 908 42900	1 x	1 x	1 x	1 x	125	42-680	142	22	182	18	800



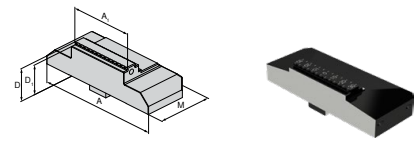
→ Page 48

Here you will find the suitable drawbar extensions.

System jaws overview

Indexable grip jaw, 3 mm

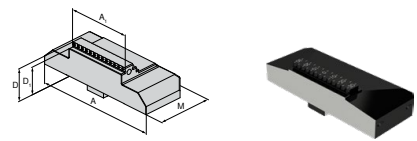
▲ Price per piece



For vice width	A	A ₁	D	D ₁	D ₂	E	M	M ₁	M ₂	£	Y4	NCG	H5G / -S / -Z	X5G-Z / -S	ESG 4	ESG 5	HDG 2	ZSG 4	ZSG mini	DSG 4	Verbo	HSG		
125	125	40	27	24			57			289.52	80 908 30300			●										
125	125	65	27	24			57			302.11	80 908 30200			●										
125	125	80	27	24			57			302.11	80 908 30100			●										
125	125	125	27	24			57			311.55	80 908 30000			●										

Indexable grip jaw, 5 mm

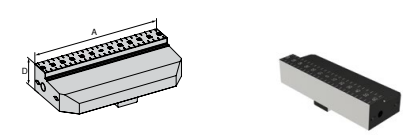
▲ Price per piece



For vice width	A	A ₁	D	D ₁	D ₂	E	M	M ₁	M ₂	£	Y4	NCG	H5G / -S / -Z	X5G-Z / -S	ESG 4	ESG 5	HDG 2	ZSG 4	ZSG mini	DSG 4	Verbo	HSG		
125	125	40	27	22			57			289.52	80 908 30700			●										
125	125	65	27	22			57			302.11	80 908 30600			●										
125	125	80	27	22			57			302.11	80 908 30500			●										
125	125	125	27	22			57			311.55	80 908 30400			●										

Indexable smooth jaw

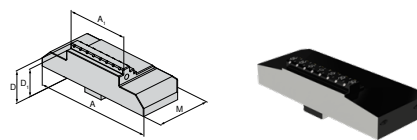
▲ Price per piece



For vice width	A	A ₁	D	D ₁	D ₂	E	M	M ₁	M ₂	£	Y4	NCG	H5G / -S / -Z	X5G-Z / -S	ESG 4	ESG 5	HDG 2	ZSG 4	ZSG mini	DSG 4	Verbo	HSG		
125	125		27							311.55	80 908 31400			●										

Stepped jaw, carbide grip 5 mm

▲ Price per piece

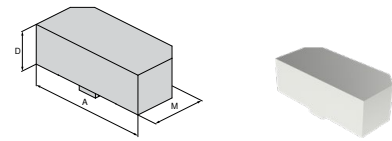


For vice width	A	A ₁	D	D ₁	D ₂	E	M	M ₁	M ₂	£	Y4	NCG	H5G / -S / -Z	X5G-Z / -S	ESG 4	ESG 5	HDG 2	ZSG 4	ZSG mini	DSG 4	Verbo	HSG		
125	125	40	27	22			57			344.07	80 908 31100			●										
125	125	65	27	22			57			355.61	80 908 31000			●										
125	125	80	27	22			57			366.10	80 908 30900			●										
125	125	125	27	22			57			376.59	80 908 30800			●										

System jaws overview

Soft jaw, steel

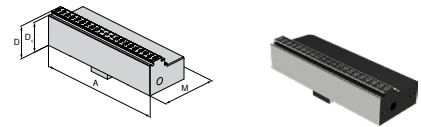
- ▲ Material: 16MnCr5
- ▲ Price per piece



For vice width	A	A ₁	D	D ₁	D ₂	E	M	M ₁	M ₂	£	Y4	NCG	H5G / -S / -Z	X5G-Z / -S	ESG 4	ESG 5	HDG 2	ZSG 4	ZSG mini	DSG 4	Verso	HSG	
125	125		33				57			134.27				●									
											80 909 31200												

Indexable jaw embossed profile

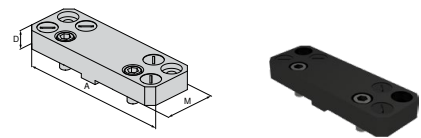
- ▲ Price per piece
- ▲ suitable for LANG embossed profile



For vice width	A	A ₁	D	D ₁	D ₂	E	M	M ₁	M ₂	£	Y4	NCG	H5G / -S / -Z	X5G-Z / -S	ESG 4	ESG 5	HDG 2	ZSG 4	ZSG mini	DSG 4	Verso	HSG	
125	125		27	24			57			311.55				●									
											80 908 31200												

Adapter plate

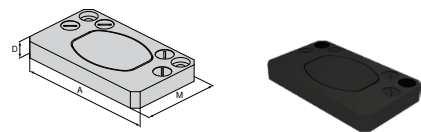
- ▲ for holding 6-function indexable jaws
- ▲ Price per piece
- ▲ incl. cover screws



For vice width	A	A ₁	D	D ₁	D ₂	E	M	M ₁	M ₂	£	Y4	NCG	H5G / -S / -Z	X5G-Z / -S	ESG 4	ESG 5	HDG 2	ZSG 4	ZSG mini	DSG 4	Verso	HSG	
125	180		22				104			398.62				●									
											80 909 31500												

Floating jaw

- ▲ for holding 6-function indexable jaws
- ▲ Price per piece
- ▲ incl. cover screws

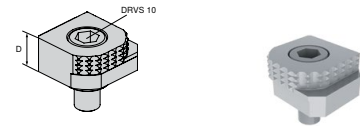


For vice width	A	A ₁	D	D ₁	D ₂	E	M	M ₁	M ₂	£	Y4	NCG	H5G / -S / -Z	X5G-Z / -S	ESG 4	ESG 5	HDG 2	ZSG 4	ZSG mini	DSG 4	Verso	HSG	
125	180		22				62			531.84				●									
											80 909 31300												

System jaws overview

6 function indexable jaw

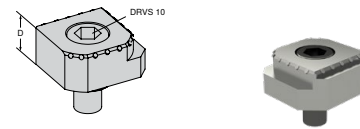
- ▲ 1 = Smooth, carbide coated
- ▲ 2 = Grip with 3 mm step
- ▲ 3 = Grip with 8 mm step
- ▲ 4 = Grip with 18 mm step
- ▲ 5 = Rough grip with 8 mm step
- ▲ 6 = Round grip
- ▲ $M_{max} = 60 \text{ Nm}$
- ▲ Including fixation screws



For vice width	A	A ₁	D	D ₁	D ₂	E	M	M ₁	M ₂	£	Y4	NCG	H5G / -S / -Z	X5G-Z / -S	ESG 4	ESG 5	HDC 2	ZSG 4	ZSG mini	DSG 4	Verso	HSG	
			18							77.63	80 892 246	●	●	●	●				●	●	●	●	

6x indexable jaw, carbide grip

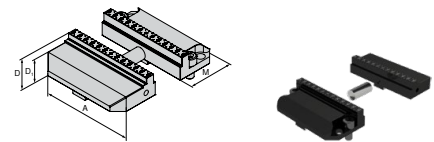
- ▲ 1 = Smooth
- ▲ 2 = Carbide grip
- ▲ 3 = Carbide grip with 3 mm step
- ▲ 4 = Carbide grip with 8 mm step
- ▲ 5 = Round carbide grip with 8 mm step
- ▲ 6 = Round carbide grip
- ▲ Incl. fixing screws



For vice width	A	A ₁	D	D ₁	D ₂	E	M	M ₁	M ₂	£	Y4	NCG	H5G / -S / -Z	X5G-Z / -S	ESG 4	ESG 5	HDC 2	ZSG 4	ZSG mini	DSG 4	Verso	HSG	
			18							112.24	80 890 35300	●	●	●	●				●	●	●	●	

Precision jaw

- ▲ Price per set

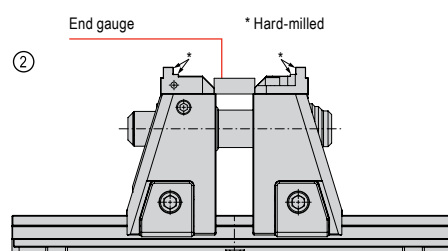
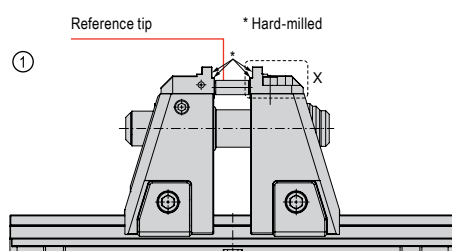


For vice width	A	A ₁	D	D ₁	D ₂	E	M	M ₁	M ₂	£	Y4	NCG	H5G / -S / -Z	X5G-Z / -S	ESG 4	ESG 5	HDC 2	ZSG 4	ZSG mini	DSG 4	Verso	HSG	
125	125		27	24			57			471.00	80 908 31300			●									

Procedure for hardened precision jaw set

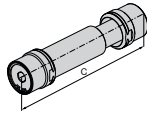
The X5G-Z impresses with its extreme accuracy. All the components have been ground or hard-milled to a high level of precision. Despite this, there are still applications whereby the precision requirements cannot be satisfied in full due to the tolerance chain of the indexable grip jaws. For these situations we offer a hardened precision jaw set (article no. **80 908 31300**) that can be hard-milled by the customer on the clamping flat (both sides).

Hard machining is carried out in the precision vice (both screws on the supporting jaws tightened to 140 Nm). The precision jaws must be hard-milled as per the views shown (1+2). The reference tip supplied is used for clamping in the standard position (1). An end gauge can be used for clamping in the increased clamping range position (2).



System accessories overview

Spindle unit X5G-Z



C mm	WT kg
227,5	2.5

80 908 ...	
£	
Y4	
376.59	50100

Hand crank

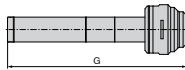
- ▲ Version with external hex
- ▲ For quick adjustment



H5G-Z X5G-Z	
80 907 ...	
£	
Y4	
77.63	500

for width mm	DRVS mm
125	14

Drawbar



for width mm	G mm
125	430
125	500
125	630
125	800

80 908 ...	
£	
Y4	
157.35	80000
169.94	80100
197.21	80200
226.58	80300

Socket



Square	DRVS mm
1/2"	14

80 877 ...	
£	
Y4	
17.83	214

Torque Wrench


- ▲ without socket



Square	TQX Nm
1/2"	10 - 100

80 884 ...	
£	
Y4	
269.59	502

ESG 4



Highly-efficient all-rounder for machining unfinished and finished parts

The ESG 4 single vice impresses with fast handle clamping, quick setting of the clamping range, a flat design and low weight.


Your benefits:

- ▲ Several cooling lubricant flows for problem-free working and controlled outflow
- ▲ Quick and easy positioning on the MNG zero point clamping system
- ▲ High clamping force between 5 – 50 kN with low tightening torque
- ▲ Quick and easy jaw change with 2 screws
- ▲ Quick, simple disassembly of the spindle unit
- ▲ Extensive modular jaw range

Clamping/aligning:



ESG 4 – 80 mm = mounting with M8 screws through the base body
ESG 4 – 125 mm / 160 mm = mounting with M12 screws and dowel screws through the base body



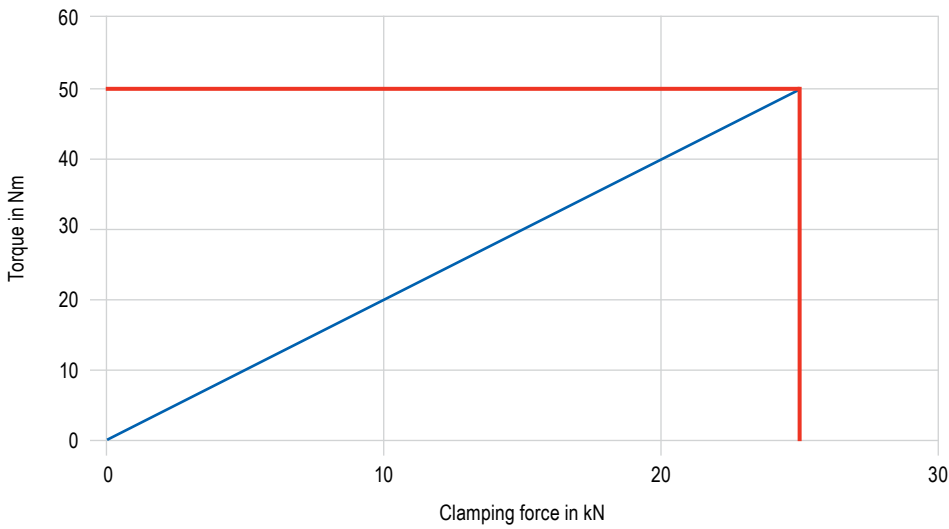
Mounting with 4 clamping claws
Article no. 80 890 315



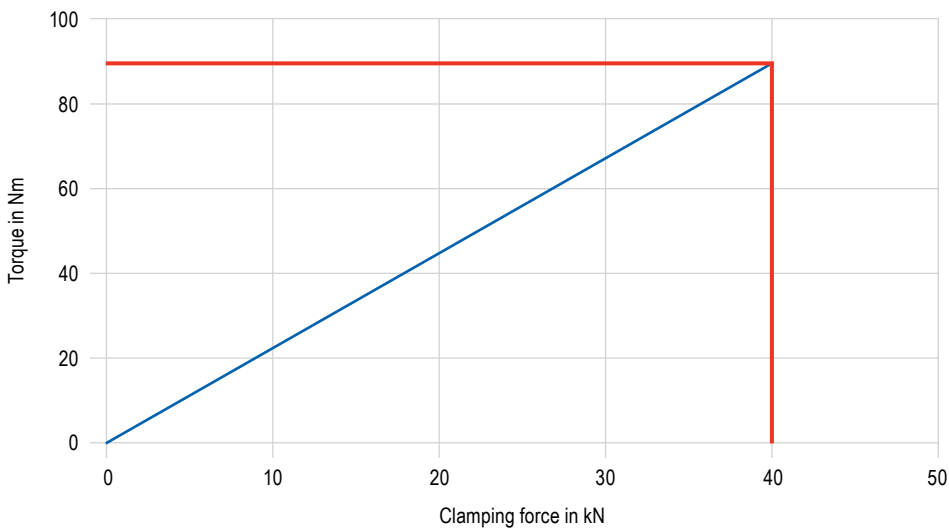
Mounting with zero point clamping systems
ESG 4 – 80 mm = 1 mounting bolt + anti-twist protection
ESG 4 – 125 / 160 mm = 2 mounting bolts, centre distance 200 mm

Clamping force:

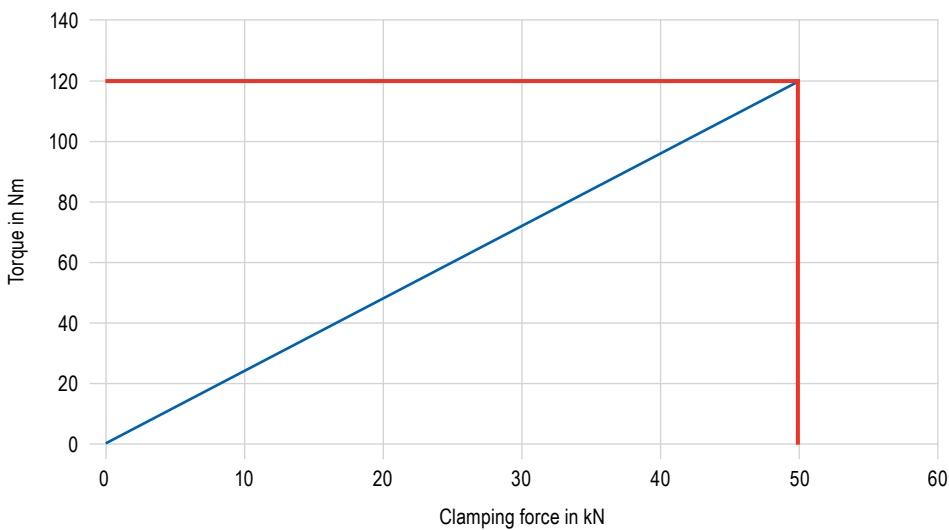
ESG 4 – 80 mm tightening torque / clamping force



ESG 4 – 125 mm tightening torque/clamping force

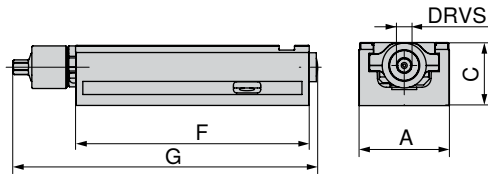


ESG 4 – 160 mm tightening torque / clamping force



SoloClamp – ESG 4

- ▲ Single vice without system jaws
- ▲ Fast 160° handle clamping with torque key
- ▲ Rapid installation and removal of the spindle assembly
- ▲ ±0.01 mm repeatability (±0.015 mm when A = 160 mm)



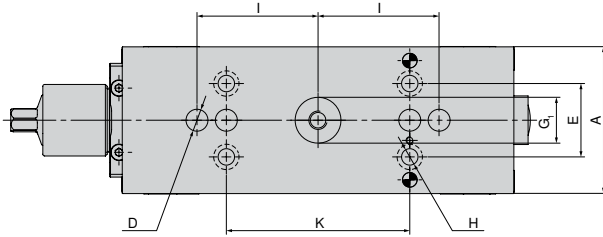
A	C ^{-0.02}	F	G	DRVS	MXC	WT	clamping range	80 901 ...	
mm	mm	mm	mm	mm	kN	kg	mm	£	
80	55	214	284	12	25	5.0	0-192	Y4	080
125	60	362	433	14	40	15.0	0-308	1,175.93	125
160	70	480	559	14	50	28.5	0-434	1,454.96	160
								2,132.62	

Vice guide

Underside Dimensions	52	Structural dimension tables for the different jaws	53+54
System accessories	55–58	MNG-/PNG zero point clamping system	134–163
General accessories	164–183		

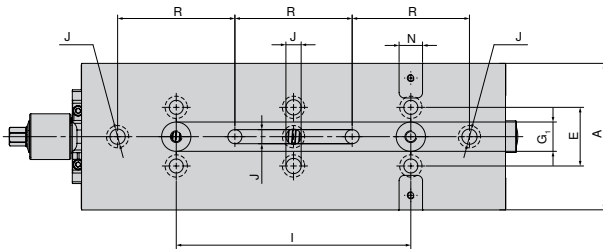
ESG 4 underside dimensions

Base width 80 mm and length 214 mm



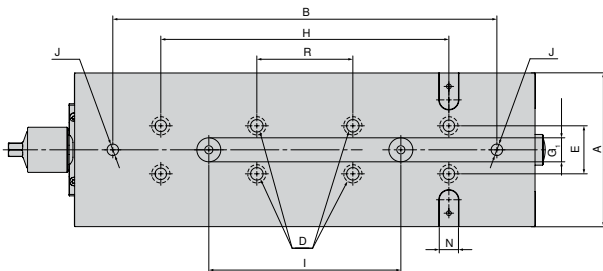
A	D	E	G ₁	H	I	K
mm	mm	mm	mm	mm	mm	mm
80	12	40	25	9	66	100

Base width 125 mm and length 362 mm



A	E	G ₁	I	J	N _{H7}	R
mm	mm	mm	mm	mm	mm	mm
125	50	25	200	13	20	100

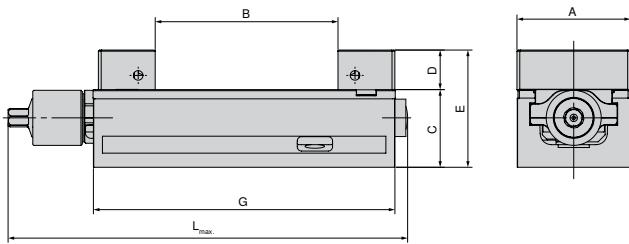
Base width 160 mm and length 480 mm



A	B	D	E	G ₁	H	I	J	N _{H7}	R
mm	mm	mm	mm	mm	mm	mm	mm	mm	mm
160	400	13	50	25	300	200	12	20	100

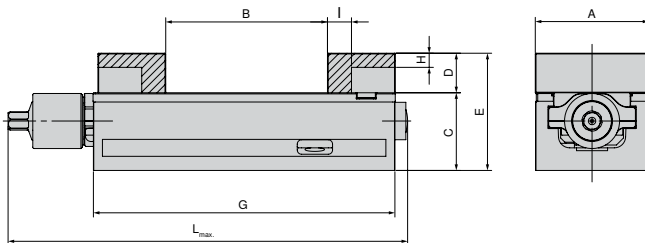
ESG 4 structural dimension table for the different jaws

With block jaws



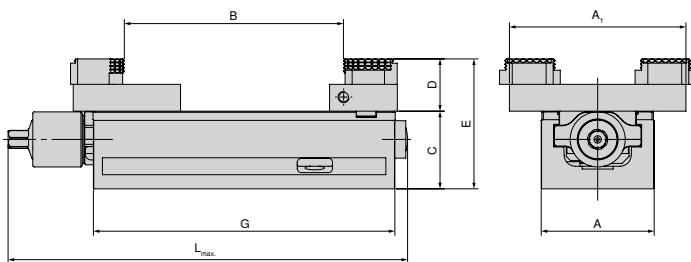
A mm	B mm	C mm	D mm	E mm	G mm	L _{max.} mm	Article no. System jaws
80	0 - 130	55	28	83	214	308	80 901 31200 + 80 901 31300
125	0 - 231	60	40	100	362	432	80 901 31400 + 80 901 31500
160	0 - 312	70	50	120	480	559	80 901 31600 + 80 901 31700

With soft alu jaws



A mm	B mm	C mm	D mm	E mm	G mm	H mm	I mm	L _{max.} mm	Article no. System jaws
80	0 - 115	55	28	83	214	10	17	284	80 901 307 + 80 878 850
125	0 - 219	60	40	100	362	23	27	432	80 901 304 + 80 878 550
160	0 - 309	70	50	120	480	23	30	559	80 901 301 + 80 878 305

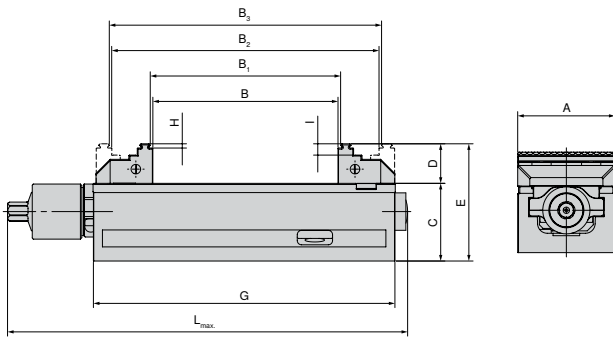
With pendulum and adapter plate



A mm	A ₁ mm	B mm	C mm	D mm	E mm	G mm	L _{max.} mm	Article no. System jaws
80	125	5 - 155	55	19	92	214	284	80 878 870 + 80 901 501
125	180	4 - 306	60	22	100	362	432	80 878 570 + 80 901 502
160	256	11 - 463	70	22	110	480	559	80 878 670 + 80 901 503

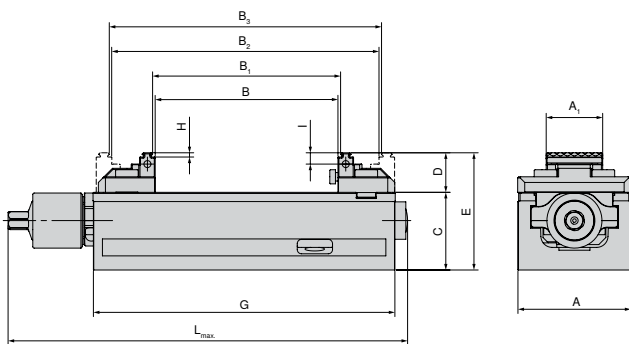
ESG 4 structural dimension table for the different jaws

With indexable jaws, grip 3 mm



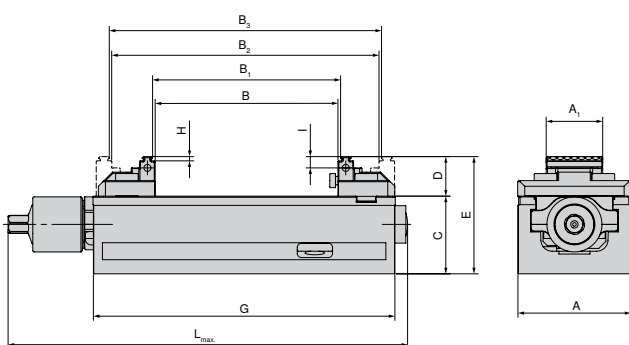
A mm	B mm	B ₁ mm	B ₂ mm	B ₃ mm	C mm	D mm	E mm	G mm	H mm	I mm	L _{max} mm	Article no. System jaws
80	0 - 130	4 - 134	59 - 188	63 - 192	55	28	83	214	3	8	284	80 901 306 + 80 878 810
125	0 - 231	8 - 238	71 - 301	78 - 308	60	40	100	362	3	18	433	80 901 302 + 80 901 303
160	0 - 310	8 - 317	117 - 427	125 - 434	70	50	120	480	3	10	559	80 901 300 + 80 878 610

With indexable jaws, grip 3 mm, width 40 mm



A mm	A ₁ mm	B mm	B ₁ mm	B ₂ mm	B ₃ mm	C mm	D mm	E mm	G mm	H mm	I mm	L _{max} mm	Article no. System jaws
80	40	0 - 130	4 - 134	59 - 188	63 - 192	55	28	83	214	3	8	284	80 901 308 + 80 878 8100

With indexable jaws, grip 3 mm, height 65 mm

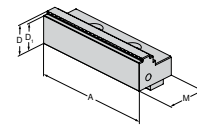


A mm	A ₁ mm	B mm	B ₁ mm	B ₂ mm	B ₃ mm	C mm	D mm	E mm	G mm	H mm	I mm	L _{max} mm	Article no. System jaws
125	65	0 - 240	8 - 247	77 - 317	84 - 324	60	33	93	362	3	9	432	80 901 305 + 80 878 51900

System jaws overview

Indexable jaw, grip 3 mm, fixed

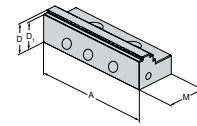
▲ Price per piece



For vice width	A	A ₁	D	D ₁	D ₂	E	M	M ₁	M ₂	£	Y4	NCG	H5G / -S / -Z	X5G-Z / -S	ESG 4	ESG 5	HDG 2	ZSG 4	ZSG mini	DSG 4	Verso	HSG	
80	80		28	25			40			156.30	80 901 306				●	●							
125	125		40	37			66			215.05	80 901 302				●	●					●		
160	160		50	47			81			389.18	80 901 300				●	●							

Indexable jaw, grip 3 mm, movable

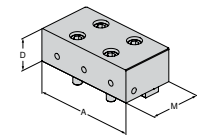
▲ Price per piece



For vice width	A	A ₁	D	D ₁	D ₂	E	M	M ₁	M ₂	£	Y4	NCG	H5G / -S / -Z	X5G-Z / -S	ESG 4	ESG 5	HDG 2	ZSG 4	ZSG mini	DSG 4	Verso	HSG	
80	80		28	25			40			130.08	80 878 810				●	●			●				
125	125		40	37			66			215.05	80 901 303				●	●				●			
160	160		50	47			81			389.18	80 878 610				●	●		●					

Block jaw, fixed

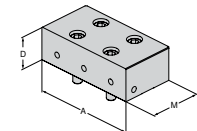
▲ Price per piece



For vice width	A	A ₁	D	D ₁	D ₂	E	M	M ₁	M ₂	£	Y4	NCG	H5G / -S / -Z	X5G-Z / -S	ESG 4	ESG 5	HDG 2	ZSG 4	ZSG mini	DSG 4	Verso	HSG	
80	80		28				40			241.27	80 901 31200				●	●							
125	125		40				66			335.68	80 901 31400				●	●							
160	160		50				81			424.85	80 901 31600				●	●							

Block jaw, movable

▲ Price per piece

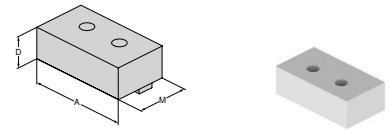


For vice width	A	A ₁	D	D ₁	D ₂	E	M	M ₁	M ₂	£	Y4	NCG	H5G / -S / -Z	X5G-Z / -S	ESG 4	ESG 5	HDG 2	ZSG 4	ZSG mini	DSG 4	Verso	HSG	
80	80		28				40			233.93	80 901 31300				●	●		●		●			
125	125		40				66			329.39	80 901 31500				●	●				●			
160	160		50				81			413.31	80 901 31700				●	●		●					

System jaws overview

Alu jaw, fixed

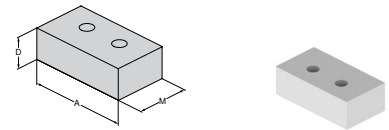
- ▲ for producing shaped jaws
- ▲ Price per piece



For vice width	A	A ₁	D	D ₁	D ₂	E	M	M ₁	M ₂	£	Y4	NCG	H5G / -S / -Z	X5G-Z / -S	ESG 4	ESG 5	HDC 2	ZSG 4	ZSG mini	DSG 4	Verso	HSG		
80	80		28				48			96.51	80 901 307				●	●								
125	125		40				68			105.95	80 901 304				●	●								
160	160		50				85			118.54	80 901 301				●	●								

Alu jaw, movable

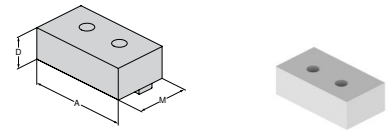
- ▲ for producing shaped jaws
- ▲ Price per piece



For vice width	A	A ₁	D	D ₁	D ₂	E	M	M ₁	M ₂	£	Y4	NCG	H5G / -S / -Z	X5G-Z / -S	ESG 4	ESG 5	HDC 2	ZSG 4	ZSG mini	DSG 4	Verso	HSG		
80	80		28				48			82.87	80 878 850				●	●		●		●				
125	125		40				68			94.41	80 878 550				●	●		●		●				
160	160		50				85			118.54	80 878 305				●	●		●		●				

Soft jaw, steel, fixed

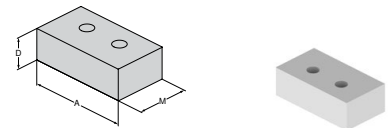
- ▲ Material: 16MnCr5
- ▲ for producing shaped jaws
- ▲ Price per piece



For vice width	A	A ₁	D	D ₁	D ₂	E	M	M ₁	M ₂	£	Y4	NCG	H5G / -S / -Z	X5G-Z / -S	ESG 4	ESG 5	HDC 2	ZSG 4	ZSG mini	DSG 4	Verso	HSG		
80	80		28				48			115.39	80 901 31800				●	●								
125	125		40				68			138.47	80 901 31900				●	●								

Soft jaw, steel, movable

- ▲ Material: 16MnCr5
- ▲ for producing shaped jaws
- ▲ Price per piece

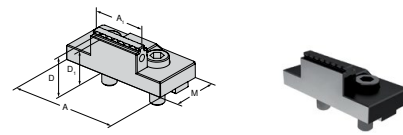


For vice width	A	A ₁	D	D ₁	D ₂	E	M	M ₁	M ₂	£	Y4	NCG	H5G / -S / -Z	X5G-Z / -S	ESG 4	ESG 5	HDC 2	ZSG 4	ZSG mini	DSG 4	Verso	HSG		
80	80		28				48			99.24	80 878 32000				●	●		●		●				
125	125		40				68			124.62	80 878 32100				●	●		●		●				

System jaws overview

Reversible grip jaw, width 40 mm, fixed

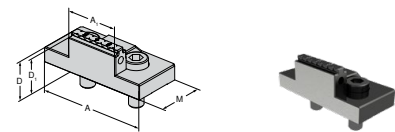
- ▲ Price per piece
- ▲ Double-sided grip step



For vice width	A	A ₁	D	D ₁	D ₂	E	M	M ₁	M ₂	£	Y4	NCG	H5G / -S / -Z	X5G-Z / -S	ESG 4	ESG 5	HDG 2	ZSG 4	ZSG mini	DSG 4	Verso	HSG	
80	80	40	28	25			40			188.82					●								
											80 901 308												

Indexable grip jaw 3 mm, width 40 mm, movable

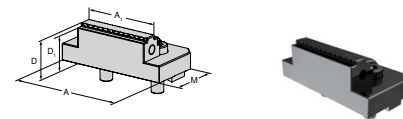
- ▲ Price per piece



For vice width	A	A ₁	D	D ₁	D ₂	E	M	M ₁	M ₂	£	Y4	NCG	H5G / -S / -Z	X5G-Z / -S	ESG 4	ESG 5	HDG 2	ZSG 4	ZSG mini	DSG 4	Verso	HSG	
80	80	40	28	25			40			172.04					●			●					
											80 878 81900												

5-axis reversible grip jaw, width 65 mm, fixed

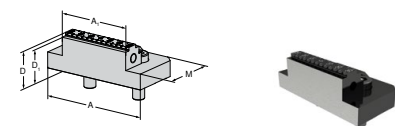
- ▲ price per piece
- ▲ double sided grip step



For vice width	A	A ₁	D	D ₁	D ₂	E	M	M ₁	M ₂	£	Y4	NCG	H5G / -S / -Z	X5G-Z / -S	ESG 4	ESG 5	HDG 2	ZSG 4	ZSG mini	DSG 4	Verso	HSG	
125	95	65	33	30			57			205.60					●								
											80 901 305												

5-axis indexable jaw, grip 3 mm, width 65 mm, movable

- ▲ double sided grip step
- ▲ price per piece

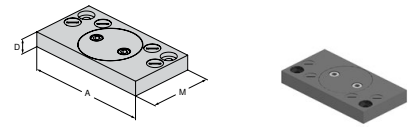


For vice width	A	A ₁	D	D ₁	D ₂	E	M	M ₁	M ₂	£	Y4	NCG	H5G / -S / -Z	X5G-Z / -S	ESG 4	ESG 5	HDG 2	ZSG 4	ZSG mini	DSG 4	Verso	HSG	
125	95	65	33	30			57			188.82								●					
											80 878 51900												

System jaws overview

Pendulum jaw, movable

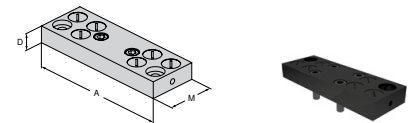
- ▲ to accommodate 6-way reversible jaws
- ▲ Price per piece



For vice width	A	A ₁	D	D ₁	D ₂	E	M	M ₁	M ₂	£	Y4	NCG	H5G / -S / -Z	X5G-Z / -S	ESG 4	ESG 5	HDG 2	ZSG 4	ZSG mini	DSG 4	Verso	HSG	
80	125		19				76			393.38	80 878 870				●			●		●			
125	180		22				95			409.11	80 878 570				●			●		●			
160	256		22				170			698.63	80 878 670				●			●		●			

Adapter jaw

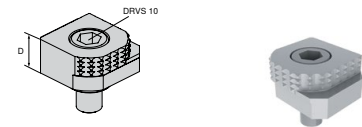
- ▲ to accommodate 6-way reversible jaws
- ▲ Price per piece



For vice width	A	A ₁	D	D ₁	D ₂	E	M	M ₁	M ₂	£	Y4	NCG	H5G / -S / -Z	X5G-Z / -S	ESG 4	ESG 5	HDG 2	ZSG 4	ZSG mini	DSG 4	Verso	HSG	
80	125		19				48			280.08	80 901 501				●								
125	180		22				62			332.53	80 901 502				●								
160	256		22				125			465.76	80 901 503				●								

6 function indexable jaw

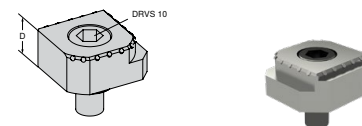
- ▲ 1 = Smooth, carbide coated
- ▲ 2 = Grip with 3 mm step
- ▲ 3 = Grip with 8 mm step
- ▲ 4 = Grip with 18 mm step
- ▲ 5 = Rough grip with 8 mm step
- ▲ 6 = Round grip
- ▲ M_{max} = 60 Nm
- ▲ Including fixation screws




For vice width	A	A ₁	D	D ₁	D ₂	E	M	M ₁	M ₂	£	Y4	NCG	H5G / -S / -Z	X5G-Z / -S	ESG 4	ESG 5	HDG 2	ZSG 4	ZSG mini	DSG 4	Verso	HSG	
			18							77.63	80 892 246	●	●	●	●				●		●	●	

6x indexable jaw, carbide grip

- ▲ 1 = Smooth
- ▲ 2 = Carbide grip
- ▲ 3 = Carbide grip with 3 mm step
- ▲ 4 = Carbide grip with 8 mm step
- ▲ 5 = Round carbide grip with 8 mm step
- ▲ 6 = Round carbide grip
- ▲ Incl. fixing screws



For vice width	A	A ₁	D	D ₁	D ₂	E	M	M ₁	M ₂	£	Y4	NCG	H5G / -S / -Z	X5G-Z / -S	ESG 4	ESG 5	HDG 2	ZSG 4	ZSG mini	DSG 4	Verso	HSG	
			18							112.24	80 890 35300	●	●	●	●				●		●	●	



The optimised ESG 5 – Maximum precision and process security

The new ESG 5 retains all the cherished characteristics of its predecessor and raises the bar significantly with regard to user-friendliness and durability. Optimised handling and improved durability were top of the list in the update for the single vice.

Your benefits:

- ▲ Specially designed for second side machining through high angular accuracy
- ▲ Compact design with ideal accessibility
- ▲ Jaw change Quick and easy with two screws
- ▲ The same clamping ranges, significantly improved interference contour, comprehensive modular jaw range
- ▲ Sustainable model with nickel-plated base body ensures a long service life

Clamping/aligning:



Mounting with zero point clamping system
ESG 5 – 80 mm L-130 mm + L-190 mm
ESG 5 – 125 mm L-160 mm + L-235 mm

1 mounting bolt + MNG-indexing bolt




Mounting with zero point clamping system
ESG 5 – 125 mm + L-300 mm
ESG 5 – 160 mm + L-280 mm + L-480 mm

2 mounting bolts



Dia. 12^{JS} precision holes are present in all variants for positioning the ESG 5 with precision. All variants can be mounted with screws from above through the base body.

Clamping/aligning:

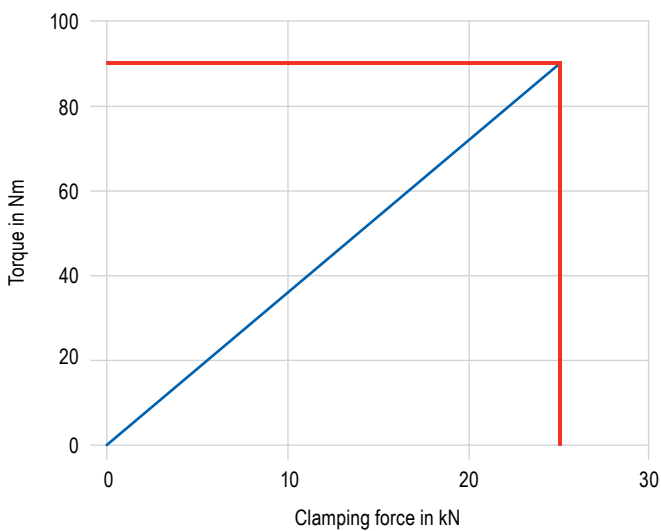


ESG 5 – 125 mm L-235 mm + L-300 mm
ESG 5 – 160 mm L-280 mm + L-480 mm

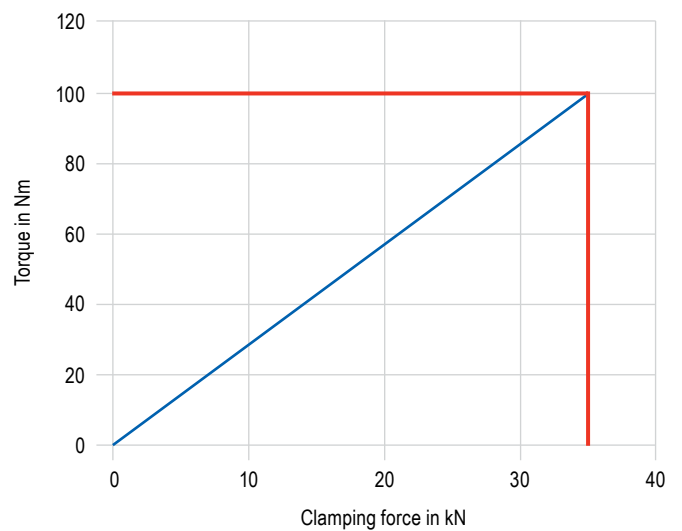
These 4 variants can also be clamped with clamping claws as an alternative.

Clamping force:

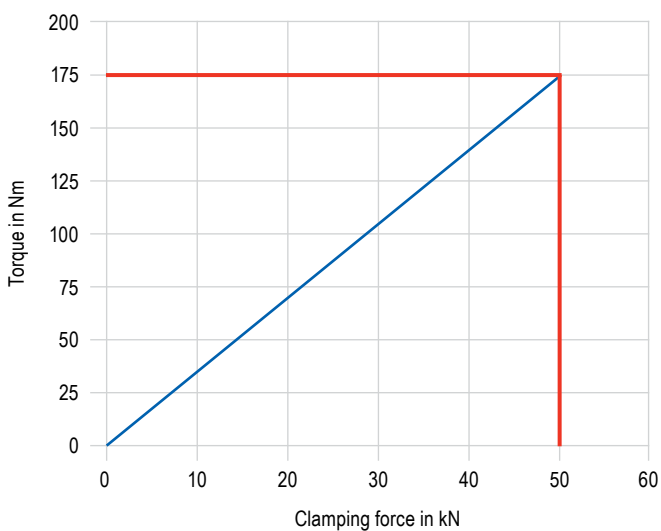
ESG 5 – 80 mm tightening torque / clamping force



ESG 5 – 125 mm tightening torque / clamping force

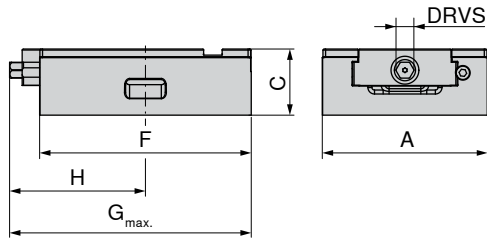


ESG 5 – 160 mm tightening torque / clamping force



SoloClamp – ESG 5

- ▲ Single vice without system jaws
- ▲ Specially designed for second side machining through high angular accuracy
- ▲ ±0.01 mm repeatability between the clamping processes
- ▲ Suitable for PNG and MNG



A	C _{±0.01}	F	G _{max.}	H	DRVS	MXC	WT	80 857 ...	
mm	mm	mm	mm	mm	mm	kN	kg	£	Y4
80	50	130	155.0	82	12	25	2.9	531.84	08500
80	50	190	203.0	102	12	25	4.4	639.89	08600
125	50	160	169.0	103	12	35	6.0	698.63	15000
125	50	235	235.0	132	12	35	8.4	891.65	15100
125	50	300	300.0	170	12	35	10.5	1,086.76	15200
160	70	280	309.0	169	14	50	25.0	1,644.83	26100
160	70	480	512.5	267	14	50	30.0	1,963.73	26200

Suitable for zero point clamping system				MNG	MNG mini	PNG	LANG Quick Point	LANG Quick Point
Article no.	Type	Width in mm	Height in mm				96 x 96	52 x 52
80 857 08500	ESG 5	80	130	✓	✓	✗	✗	✓
80 857 08600		80	190	✓	✗	✓	✗	✓
80 857 15000		125	160	✓	✗	✓	✓	✓
80 857 15100		125	235	✓	✗	✓	✓	✗
80 857 15200		125	300	✓	✗	✓	✓	✗
80 857 26100		160	280	✓	✗	✓	✓	✗
80 857 26200		160	480	✓	✗	✓	✗	✗

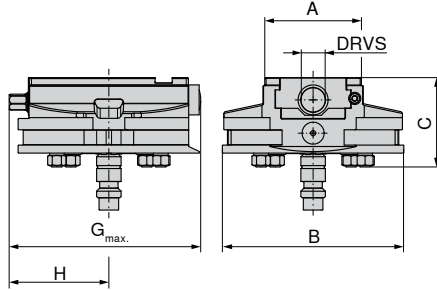
Vice guide

Underside Dimensions	63+64	Structural dimension tables for the different jaws	65
System accessories	66	MNG-/PNG zero point clamping system	134-163
General accessories	164-183		

SoloClamp – ESG 5

- ▲ Sealed single vice for Erowa ITS 148
- ▲ Without system jaws
- ▲ Specially designed for second side machining through high angular accuracy
- ▲ ±0.01 mm repeatability between the clamping processes

**ESG
5**



80 857 ...

£
Y4
1,315.45 08900

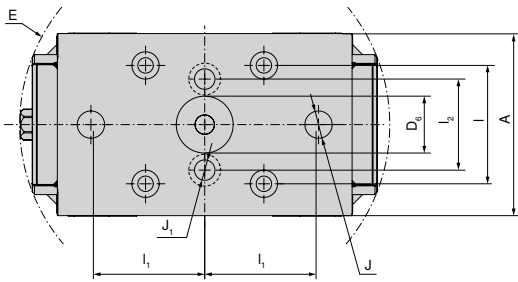
A	B	C	G _{max.}	H	DRVS	MXC	WT
mm	mm	mm	mm	mm	mm	kN	kg
80	148	73	157	81	12	25	5.6

Vice guide

Underside Dimensions	63+64	Structural dimension tables for the different jaws	65
System accessories	66	MNG-/PNG zero point clamping system	134-163
General accessories	164-183		

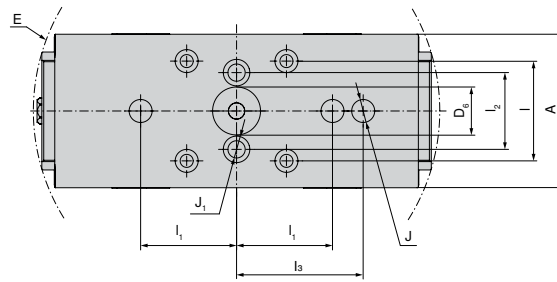
ESG 5 underside dimensions

Base width 80 mm and length 130 mm



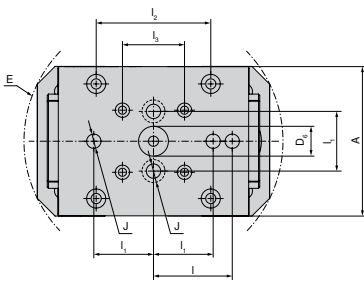
A	D ₆ H6	E	I _{±0,015}	I _{1 ±0,015}	I ₂	J H7	J ₁
mm	mm	mm	mm	mm	mm	mm	mm
80	25	163	52	50	40	12	9

Base width 80 mm and length 190 mm



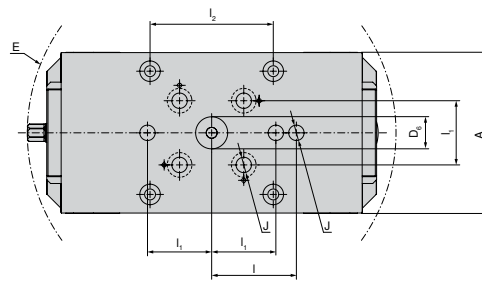
A	D ₆ H6	E	I _{±0,015}	I _{1 ±0,015}	I ₂	I _{3 ±0,015}	J H7	J ₁
mm	mm	mm	mm	mm	mm	mm	mm	mm
80	25	213	52	50	40	66	12	9

Base width 125 mm and length 160 mm



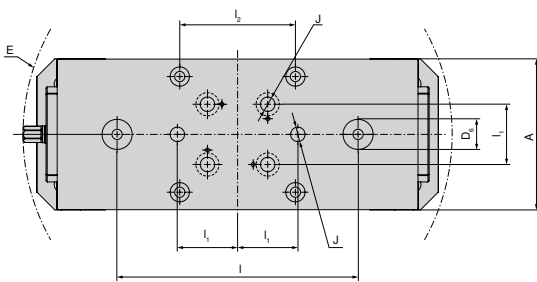
A	D ₆ H6	E	I _{±0,015}	I _{1 ±0,015}	I ₂	I _{3 ±0,015}	J H7
mm	mm	mm	mm	mm	mm	mm	mm
125	25	218	66	50	96	52	12

Base width 125 mm and length 235 mm



A	D ₆ H6	E	I _{±0,015}	I _{1 ±0,015}	I ₂	J H7
mm	mm	mm	mm	mm	mm	mm
125	25	288	66	50	96	12

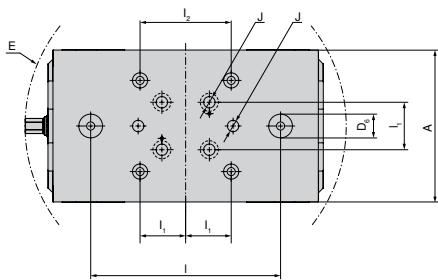
Base width 125 mm and length 300 mm



A	D ₆ H6	E	I _{±0,015}	I _{1 ±0,015}	I ₂	J H7
mm	mm	mm	mm	mm	mm	mm
125	25	357	200	50	96	12

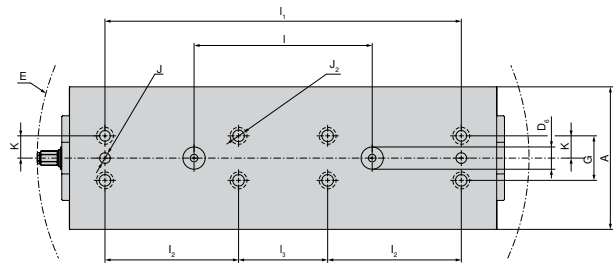
ESG 5 underside dimensions

Base width 160 mm and length 280 mm



A	D ₆ H ₆	E	I ₁ ±0.015	I ₂ ±0.015	I ₂	J H ₇
mm	mm	mm	mm	mm	mm	mm
160	25	339	200	50	96	12

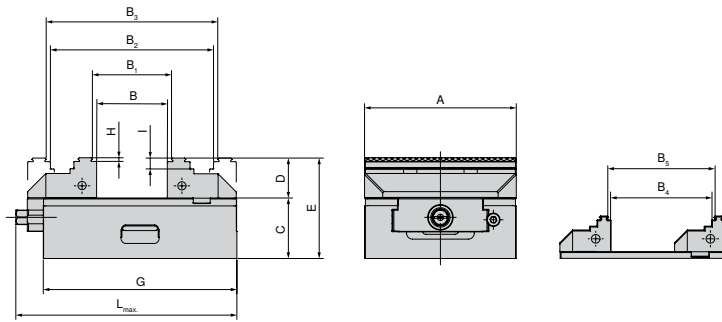
Base width 160 mm and length 480 mm



A	D ₆ H ₆	E	I ₁ ±0.015	I ₂ ±0.015	I ₂	I ₃ ±0.015	J H ₇	J ₂ F ₇	K ±0.02	G
mm	mm	mm	mm	mm	mm	mm	mm	mm	mm	mm
160	25	553	200	400	150	100	12	12	25	50

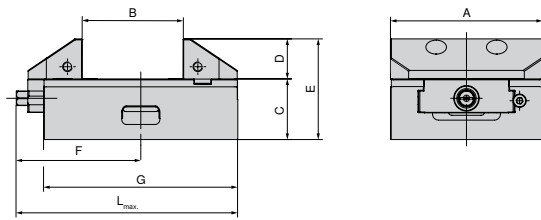
ESG 5 structural dimension table for the different jaws

With indexable jaw grip 3 mm, fixed and movable



A mm	B mm	B ₁ mm	B ₂ mm	B ₃ mm	B ₄ mm	B ₅ mm	C mm	D mm	E mm	G mm	H mm	I mm	L _{max.} mm	Article no. System jaws
80	0-49	4-53	59-107	63-111	30-78	34-82	50	28	78	130	3	8	155	80 901 306 + 80 878 810
80	0-109	4-113	59-167	63-171	29-134	35-136	50	28	78	190	3	8	206	80 901 306 + 80 878 810
125	0-57	8-64	77-134	84-141	40-95	47-102	50	33	83	160	3	9	183	80 857 30000 + 80 878 510
125	0-127	8-134	77-204	84-211	40-165	47-172	50	33	83	235	3	9	250	80 857 30000 + 80 878 510
125	0-197	8-204	77-274	84-281	40-235	47-242	50	33	83	300	3	9	320	80 857 30000 + 80 878 510
160	0-121	8-128	118-238	125-245	-	-	70	50	120	280	3	10	328	80 901 300 + 80 878 610
160	0-324	8-331	118-441	125-448	-	-	70	50	120	480	3	10	506	80 901 300 + 80 878 610

With 5-axis jaws

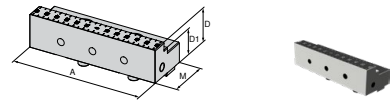


A mm	B mm	C mm	D mm	E mm	F mm	G mm	L _{max.} mm	Article no. System jaws
125	25-82	50	33	83	103	160	183	80 857 30200 + 80 857 30100
125	25-152	50	33	83	132	235	250	80 857 30200 + 80 857 30100
125	25-222	50	33	83	170	300	320	80 857 30200 + 80 857 30100

System jaws overview

Indexable jaw, smooth, fixed

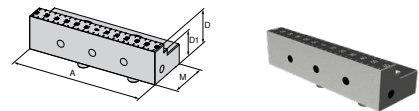
▲ Price per piece



For vice width	A	A ₁	D	D ₁	D ₂	E	M	M ₁	M ₂	£	Y4	NCG	H5G / -S / -Z	X5G-Z / -S	ESG 4	ESG 5	HDG 2	ZSG 4	ZSG mini	DSG 4	Verso	HSG			
80	80		28	20			40			187.77															
125	125		33	25			57			364.00															

Indexable jaw, smooth, movable

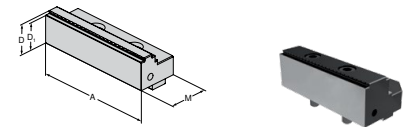
▲ Price per piece



For vice width	A	A ₁	D	D ₁	D ₂	E	M	M ₁	M ₂	£	Y4	NCG	H5G / -S / -Z	X5G-Z / -S	ESG 4	ESG 5	HDG 2	ZSG 4	ZSG mini	DSG 4	Verso	HSG			
80	80		28	20			40			187.77															
125	125		33	25			57			364.00															

Indexable jaw, grip 3 mm, fixed

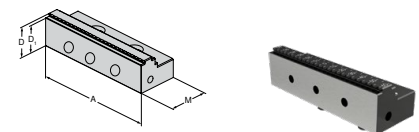
▲ Price per piece



For vice width	A	A ₁	D	D ₁	D ₂	E	M	M ₁	M ₂	£	Y4	NCG	H5G / -S / -Z	X5G-Z / -S	ESG 4	ESG 5	HDG 2	ZSG 4	ZSG mini	DSG 4	Verso	HSG			
80	80		28	25			40			156.30															
125	125		33	30			57			212.95															
160	160		50	47			81			389.18															

Indexable jaw, grip 3 mm, movable

▲ Price per piece

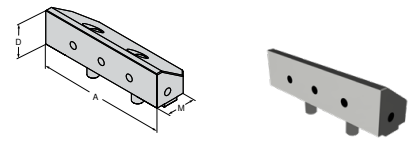


For vice width	A	A ₁	D	D ₁	D ₂	E	M	M ₁	M ₂	£	Y4	NCG	H5G / -S / -Z	X5G-Z / -S	ESG 4	ESG 5	HDG 2	ZSG 4	ZSG mini	DSG 4	Verso	HSG			
80	80		28	25			40			130.08															
125	125		33	30			57			144.76															
160	160		50	47			81			389.18															

System jaws overview

5-axis indexable jaw, fixed

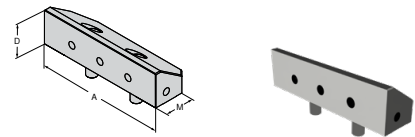
▲ Price per piece



For vice width	A	A ₁	D	D ₁	D ₂	E	M	M ₁	M ₂	£	Y4	NCG	H5G / -S / -Z	X5G-Z / -S	ESG 4	ESG 5	HDG 2	ZSG 4	ZSG mini	DSG 4	Verso	HSG					
125	125		33				44,5			215.05						●											

5-axis indexable jaw, movable

▲ Price per piece



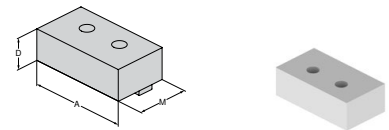
For vice width	A	A ₁	D	D ₁	D ₂	E	M	M ₁	M ₂	£	Y4	NCG	H5G / -S / -Z	X5G-Z / -S	ESG 4	ESG 5	HDG 2	ZSG 4	ZSG mini	DSG 4	Verso	HSG					
125	125		33				44,5			215.05						●											

Soft jaw, steel, fixed

▲ Material: 16MnCr5

▲ for producing shaped jaws

▲ Price per piece



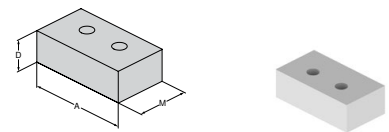
For vice width	A	A ₁	D	D ₁	D ₂	E	M	M ₁	M ₂	£	Y4	NCG	H5G / -S / -Z	X5G-Z / -S	ESG 4	ESG 5	HDG 2	ZSG 4	ZSG mini	DSG 4	Verso	HSG				
80	80		28				48			115.39					●	●										
125	125		40				68			138.47					●	●										

Soft jaw, steel, movable


▲ Material: 16MnCr5

▲ for producing shaped jaws

▲ Price per piece



For vice width	A	A ₁	D	D ₁	D ₂	E	M	M ₁	M ₂	£	Y4	NCG	H5G / -S / -Z	X5G-Z / -S	ESG 4	ESG 5	HDG 2	ZSG 4	ZSG mini	DSG 4	Verso	HSG		
80	80		28				48			99.24					●	●								
125	125		40				68			124.62					●	●								



Tried-and-tested high pressure clamping system

Mechanical machine vice with continuous force adjustment from 10% to 100% of the clamping force with just one crank turn and always the same final crank position. Quick clamping range adjustment via locking pins.

Your benefits:

- ▲ Save time and effort – just one crank turn
- ▲ Clamping time of less than one second
- ▲ Easy handling
- ▲ Can be continuously adjusted without tools
- ▲ High machining precision

Clamping/aligning:



Alignment through precision slot nuts on the slot table with 20^{HT} longitudinal/transverse slot in the base body



Clamp with screws through the base body or laterally with clamping claws

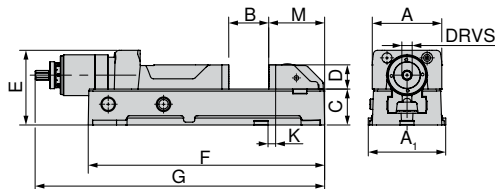
SoloClamp – HDG 2

- ▲ high pressure vice
- ▲ stepless power adjustment
- ▲ mechanical power transmission
- ▲ clamping force with only a single turn of the handle
- ▲ flexible Jaws, pre-machined to accommodate jaws for clamping range extension

Scope of supply:

High pressure vice incl. 4 clamping jaws, hand crank, 2 top jaws profiled and hardened

**HDG
2**



A	A ₁	B	C ^{+0/-0.02}	D	E	F	G _{max.}	K _{±0.015}	M	DRVS	MXC	WT	80 892 ...
mm	mm	mm	mm	mm	mm	mm	mm	mm	mm	mm	kN	kg	£ Y4
100	112	0 - 159	52	35	108	342	521	11	81	12	4 - 30	20	1,973.17 100
125	140	0 - 201	62	40	118	400	584	28	85	12	4 - 40	27	2,252.20 125
160	176	0 - 300	78	50	149	544	784	40	112	12	5 - 60	55	3,029.51 160

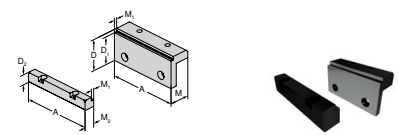
Vice guide

Underside Dimensions	71	System accessories	69-71
General accessories	164-183		

System jaws overview

Jaws for clamping range extension

▲ Price per set (1 fixed and 1 movable jaw)



For vice width	A	A ₁	D	D ₁	D ₂	E	M	M ₁	M ₂	£	Y4	NCG	H5G / +S / -Z	X5G-Z / -S	ESG 4	ESG 5	HDG 2	ZSG 4	ZSG mini	DSG 4	Verso	HSG	
100			56	50	22		37	5	19	351.42	80 892 225						●						
125			56	50	22		37	5	19	475.20	80 892 226						●						
160			71	65	23		47	5	23,5	516.11	80 892 227						●						

Illustration with extended clamping range

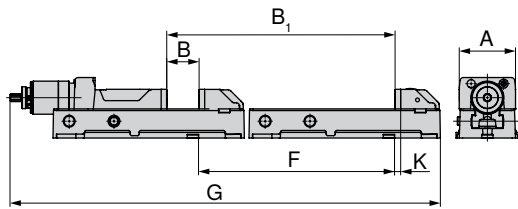


A	B	D	Vice Article Number	Jaw Article Number
100	118 - 278	56	80 892 100	80 892 225
125	137 - 338	56	80 892 125	80 892 226
160	169 - 470	71	80 892 160	80 892 227

SoloClamp – HDG 2

▲ Base body extension

HDG
2




A	B	B ₁	F	G	K
mm	mm	mm	mm	mm	mm
100	0-159	350-509	450	871,3	11
125	0-201	410-611	410	994,1	28
160	0-300	550-850	550	1334,15	40

80 892 ...

£
Y4

1,116.14 51000
1,226.28 51100
1,674.20 51200

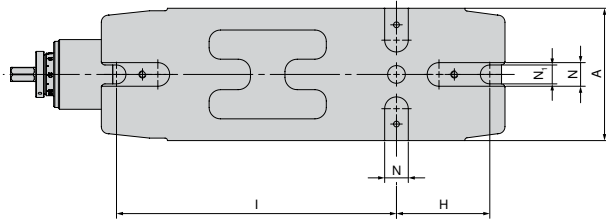
Shown with base body extension



A	B	D	Vice Article Number	Extension article number
100	350 - 509	35	80 892 100	80 892 51000
125	410 - 611	40	80 892 125	80 892 51100
160	550 - 850	50	80 892 160	80 892 51200

HDG 2 underside dimensions

Base width 100 mm, 125 mm, 160 mm



A mm	H mm	I mm	N _{H17} mm	N ₁ mm
100	80	240	20	15
125	100	280	20	18
160	130	380	20	22

System accessories overview

Angular drive

HDG
2



for width mm	80 892 ... £ Y4	
100/125	442.68	314
160	480.44	315

Hand crank

▲ for fast adjustment

HDG
2



for width mm	DRVS mm	80 892 ... £ Y4	
100/125	12	73.43	124
160	12	91.26	164



The optimised ZSG 4 – Maximum precision and process security

The new ZSG 4 retains all the cherished characteristics of its predecessor and raises the bar significantly with regard to user-friendliness and durability. Optimised handling and improved durability were top of the list in the update for the popular centric vice.

Your benefits:

- ▲ Specially designed for second side machining through high angular accuracy
- ▲ Compact design with ideal accessibility
- ▲ Jaw change Quick and easy with two screws
- ▲ The same clamping ranges, significantly improved interference contour, comprehensive modular jaw range
- ▲ Sustainable model with nickel-plated base body ensures a long service life



Clamping/aligning:



Mounting with zero point clamping system
ZSG 4 – 80 mm L-130 mm + L-190 mm
ZSG 4 – 125 mm L-160 mm + L-235 mm

1 mounting bolt + MNG-indexing bolt




Mounting with zero point clamping system
ZSG 4 – 125 mm + L-300 mm
ZSG 4 – 160 mm + L-280 mm + L-480 mm

2 mounting bolts



Dia. 12^{JS} precision holes are present in all variants for positioning the ZSG 4 with precision. All variants can be mounted with screws from above through the base body.

Clamping/aligning:



ZSG 4 – 125 mm L-235 mm + L-300 mm
ZSG 4 – 160 mm L-280 mm + L-480 mm

These 4 variants can also be clamped with clamping claws as an alternative.

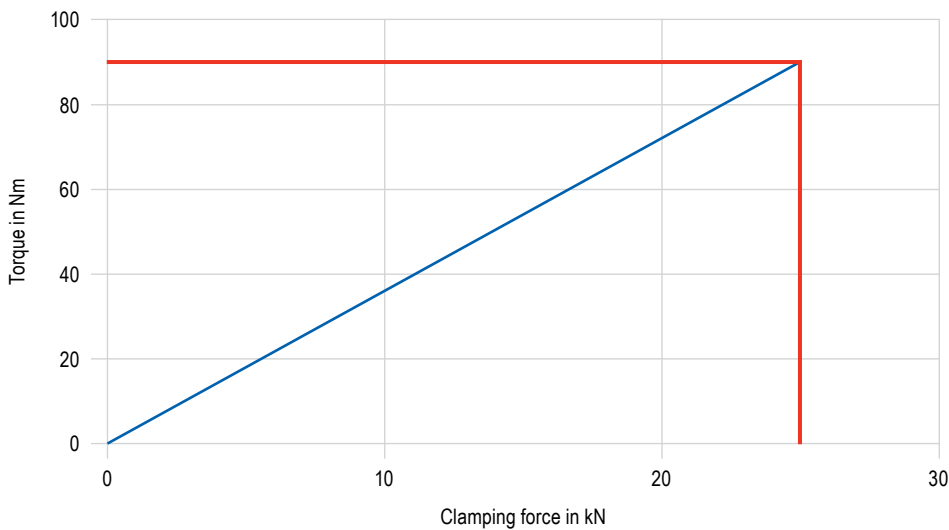


ZSG 4 – 80 mm L-130 mm + L-190 mm
ZSG 4 – 125 mm L-160 mm + L-235 mm + L-300 mm
ZSG 4 – 160 mm L-280 mm

All 5 variants are also available with mounting holes for the LANG zero point clamping system.

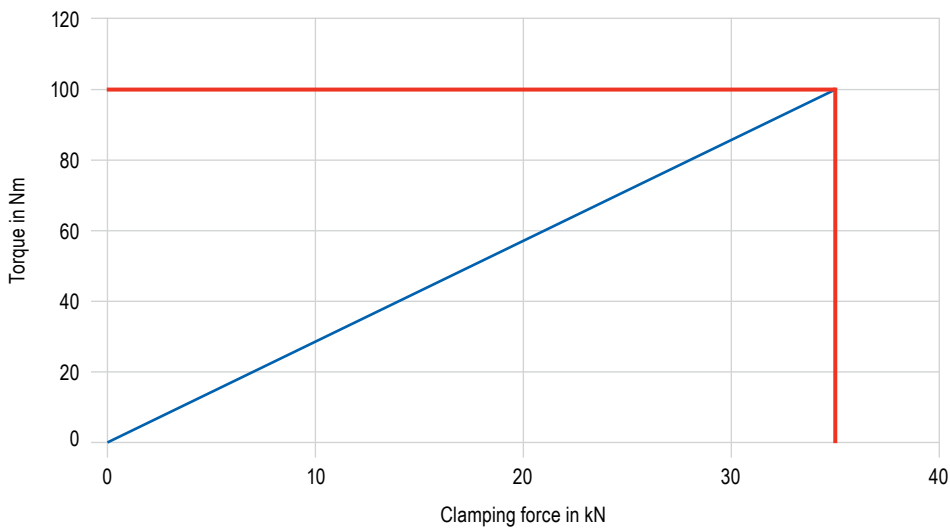
Clamping force:

ZSG 4 – 80 mm tightening torque/clamping force

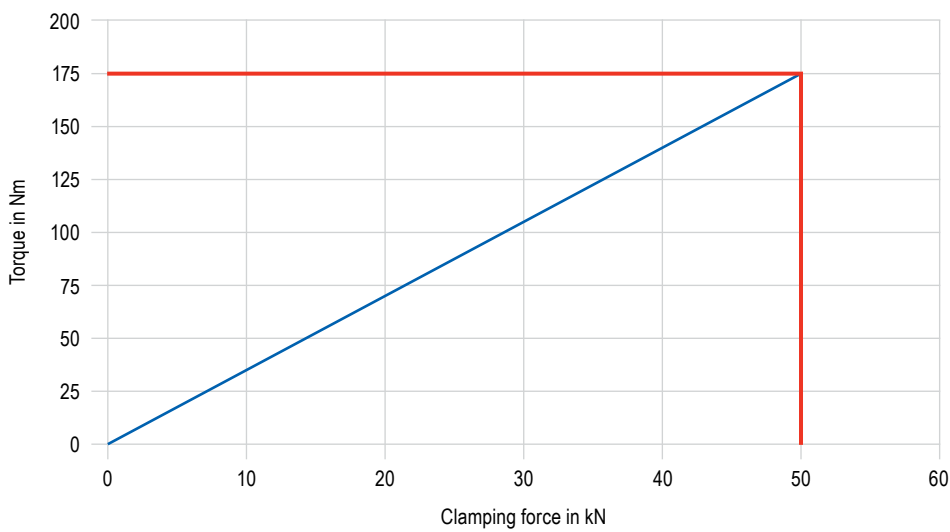


Clamping force:

ZSG 4 – 125 mm tightening torque / clamping force

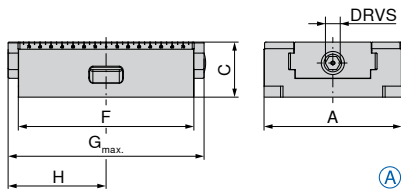


ZSG 4 – 160 mm tightening torque / clamping force

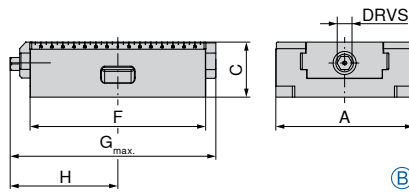


CentriClamp – ZSG 4

- ▲ Sealed centric vice
- ▲ Without system jaws
- ▲ Ball bearing mounted spindle
- ▲ ±0.01 mm repeatability between the clamping processes
- ▲ Suitable for PNG and MNG



Internal actuating spindle



External actuating spindle



A mm	C _{±0.01} mm	F mm	G _{max.} mm	H mm	DRVS mm	MXC kN	WT kg	Designation	80 878 ...	
									£	
80	50	130	157	81	12	25	3.1	A	531.84	08500
80	50	190	206	104	12	25	4.5	B	639.89	08600
125	50	160	200	111,5	12	35	6.3	A	698.63	15000
125	50	235	272	143,5	12	35	9.5	B	891.65	15100
125	50	300	340	181	12	35	12.5	B	1,086.76	15200
160	70	280	315	172	14	50	25.0	A	1,644.83	26100
160	70	480	524	276	14	50	35.0	B	3,109.24	26200

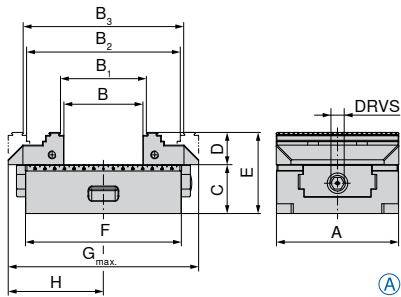
Suitable for zero point clamping system				MNG	MNG mini	PNG	LANG Quick Point 96 x 96	LANG Quick Point 52 x 52
Article no.	Type	Width in mm	Length in mm					
80 878 08500	ZSG 4	80	130	✓	✓	✗	✗	✓
80 878 08600		80	190	✓	✗	✓	✗	✓
80 878 15000		125	160	✓	✗	✓	✓	✓
80 878 15100		125	235	✓	✗	✓	✓	✗
80 878 15200		125	300	✓	✗	✓	✓	✗
80 878 26100		160	280	✓	✗	✓	✓	✗
80 878 26200		160	480	✓	✗	✓	✗	✗

Vice guide

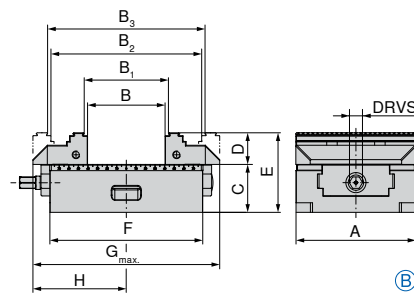
Underside Dimensions	78+79	Structural dimension tables for the different jaws	80-83
System accessories	85-90	MNG-/PNG zero point clamping system	134-163
General accessories	164-183		

CentriClamp – ZSG 4

- ▲ Sealed centric vice
- ▲ With grip jaws, 3 mm
- ▲ Ball bearing mounted spindle
- ▲ ±0.01 mm repeatability between the clamping processes
- ▲ Suitable for PNG and MNG



Internal actuating spindle



External actuating spindle



A	B	B ₁	B ₂	B ₃	C ±0.01	D	E	F	G _{max}	H	DRVS	MXC	WT	Designation	£	
mm	mm	mm	mm	mm	mm	mm	mm	mm	mm	mm	mm	kN	kg		Y4	
80	0 - 59	4 - 63	59 - 117	63 - 121	50	28	78	130	157	81	12	25	3.9	A	747.94	08700
80	0 - 123	4 - 127	59 - 181	63 - 185	50	28	78	190	206	104	12	25	5.5	B	854.94	08800
125	0 - 80	8 - 87	77 - 156	84 - 163	50	33	83	160	208	111,5	12	35	8.7	A	943.05	15300
125	0 - 155	8 - 162	77 - 218	84 - 225	50	33	83	235	272	143,5	12	35	12.0	B	1,136.07	15400
125	0 - 220	8 - 227	77 - 296	84 - 303	50	33	83	300	348	181	12	35	14.0	B	1,335.38	15500

1 It is not possible to fit top jaws with a height of 40 mm, if this height is required, please use the reversible jaws with D = 40 mm (Article No. 80 878 520).

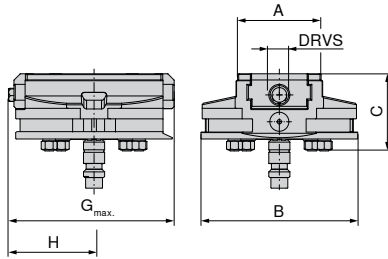
Article no.	Type	Suitable for zero point clamping system		MNG	MNG mini	PNG	LANG Quick Point	
		Width in mm	Length in mm				96 x 96	52 x 52
80 878 08700	ZSG 4	80	130	✓	✓	✗	✗	✓
80 878 08800		80	190	✓	✗	✓	✗	✓
80 878 15300		125	160	✓	✗	✓	✓	✓
80 878 15400		125	235	✓	✗	✓	✓	✗
80 878 15500		125	300	✓	✗	✓	✓	✗

Vice guide

Underside Dimensions	78-79	Structural dimension tables for the different jaws	80-83
System accessories	85-90	MNG-/PNG zero point clamping system	134-163
General accessories	164-183		

CentriClamp – ZSG 4

- ▲ Sealed centric vice for Erowa ITS 148
- ▲ Without system jaws
- ▲ Ball bearing mounted spindle
- ▲ ±0.01 mm repeatability between the clamping processes



80 878 ...

£
Y4
1,315.45 08900

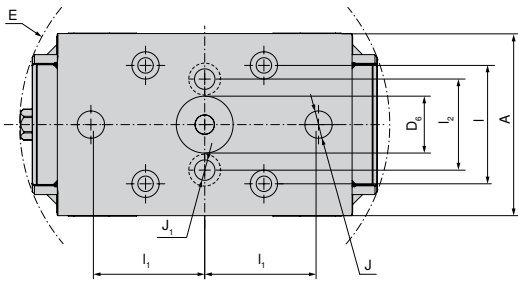
A	B	C	G _{max.}	H	DRVS	MXC	WT
mm	mm	mm	mm	mm	mm	kN	kg
80	148	73	157	81	12	25	5.6

Vice guide

Underside Dimensions	78+79	Structural dimension tables for the different jaws	80-83
System accessories	85-90	MNG-/PNG zero point clamping system	134-163
General accessories	164-183		

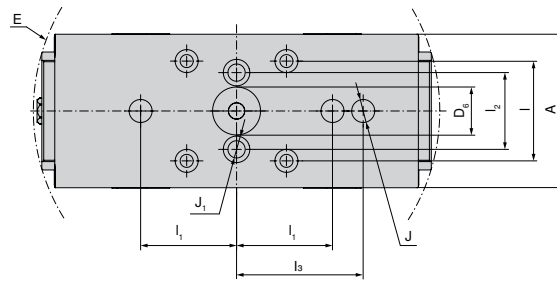
ZSG 4 underside dimensions

Base width 80 mm and length 130 mm



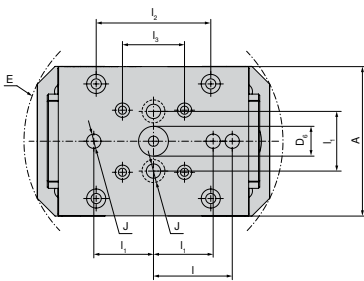
A	D ₆ H6	E	I _{±0,015}	I _{1 ±0,015}	I ₂	J H7	J ₁
mm	mm	mm	mm	mm	mm	mm	mm
80	25	163	52	50	40	12	9

Base width 80 mm and length 190 mm



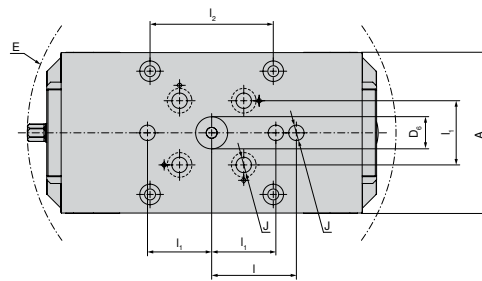
A	D ₆ H6	E	I _{±0,015}	I _{1 ±0,015}	I ₂	I _{3 ±0,015}	J H7	J ₁
mm	mm	mm	mm	mm	mm	mm	mm	mm
80	25	213	52	50	40	66	12	9

Base width 125 mm and length 160 mm



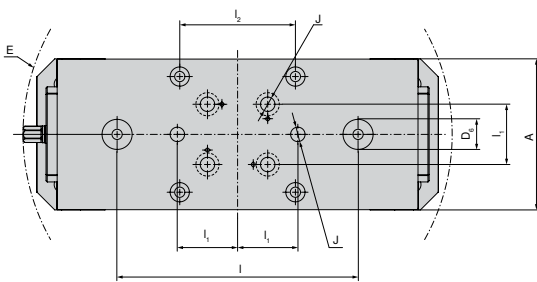
A	D ₆ H6	E	I _{±0,015}	I _{1 ±0,015}	I ₂	I _{3 ±0,015}	J H7
mm	mm	mm	mm	mm	mm	mm	mm
125	25	218	66	50	96	52	12

Base width 125 mm and length 235 mm



A	D ₆ H6	E	I _{±0,015}	I _{1 ±0,015}	I ₂	J H7
mm	mm	mm	mm	mm	mm	mm
125	25	288	66	50	96	12

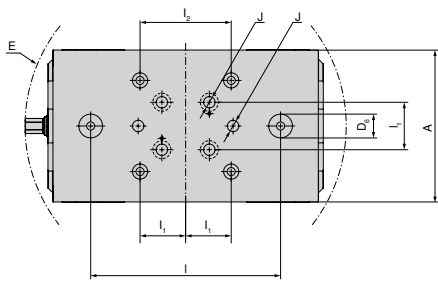
Base width 125 mm and length 300 mm



A	D ₆ H6	E	I _{±0,015}	I _{1 ±0,015}	I ₂	J H7
mm	mm	mm	mm	mm	mm	mm
125	25	357	200	50	96	12

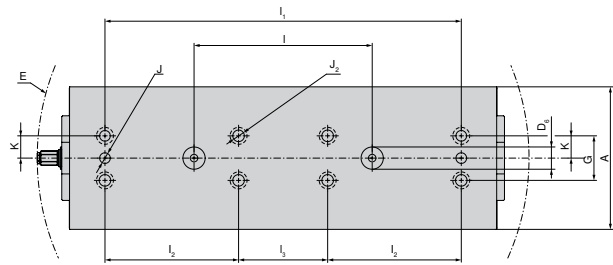
ZSG 4 underside dimensions

Base width 160 mm and length 280 mm



A	D ₆ H ₆	E	I ₁ ±0.015	I ₂ ±0.015	I ₂	J H ₇
mm	mm	mm	mm	mm	mm	mm
160	25	339	200	50	96	12

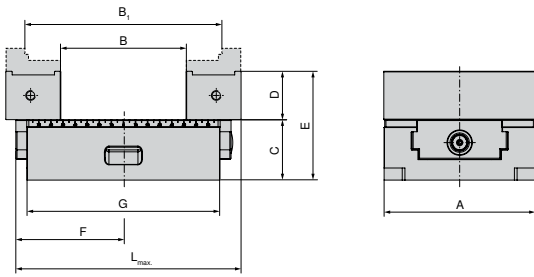
Base width 160 mm and length 480 mm



A	D ₆ H ₆	E	I ₁ ±0.015	I ₂ ±0.015	I ₂	I ₃ ±0.015	J H ₇	J ₂ F ₇	K ±0.02	G
mm	mm	mm	mm	mm	mm	mm	mm	mm	mm	mm
160	25	553	200	400	150	100	12	12	25	50

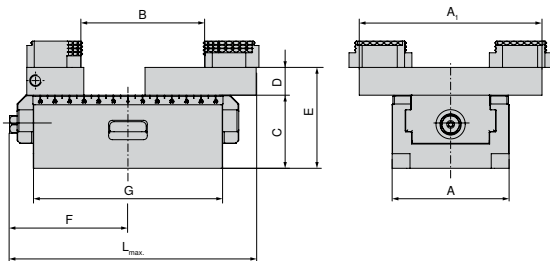
ZSG 4 structural dimension table for the different jaws

With combi jaws



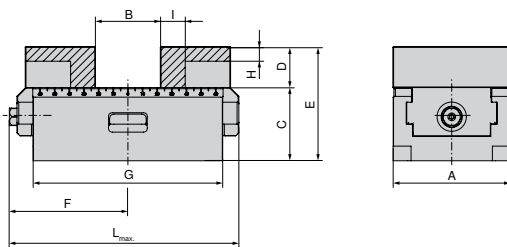
A mm	B mm	B ₁ mm	C mm	D mm	E mm	F mm	G mm	L _{max} mm	Article no. System jaws
125	23 - 103	82 - 161	50	40	90	111,5	160	208	2 x 80 878 530
125	23 - 165	82 - 223	50	40	90	143,5	235	272	2 x 80 878 530
125	23 - 241	82 - 300	50	40	90	181	300	348	2 x 80 878 530

With pendulum and adapter plate



A mm	A ₁ mm	B mm	C mm	D mm	E mm	F mm	G mm	L _{max} mm	Article no. System jaws
80	125	3 - 84	50	28	78	81	130	157	80 878 890 + 80 878 870
80	125	3 - 145	50	28	78	104	190	206	80 878 890 + 80 878 870
125	180	7 - 126	50	22	90	111,5	160	212	80 878 590 + 80 878 570
125	180	7 - 207	50	22	90	143,5	235	272	80 878 590 + 80 878 570
125	180	7 - 250	50	22	90	181	300	352	80 878 590 + 80 878 570
160	256	16 - 292	70	22	110	170	280	315	80 878 690 + 80 878 670
160	256	16 - 406	70	22	110	276	480	524	80 878 690 + 80 878 670

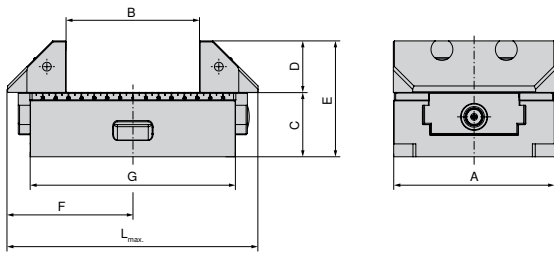
With aluminium jaws



A mm	B mm	C mm	D mm	E mm	F mm	G mm	H mm	I mm	L _{max} mm	Article no. System jaws
80	0 - 44	50	28	78	81	130	10	17	157	2 x 80 878 850
80	0 - 108	50	28	78	104	190	10	17	206	2 x 80 878 850
125	0 - 58	50	40	90	111,5	160	17	27	208	2 x 80 878 550
125	0 - 133	50	40	90	143,5	235	17	27	272	2 x 80 878 550
125	0 - 198	50	40	90	181	300	17	27	348	2 x 80 878 550
160	0 - 123	70	50	120	170	280	26	25	315	2 x 80 878 305
160	10 - 336	70	50	120	276	480	26	25	524	2 x 80 878 305

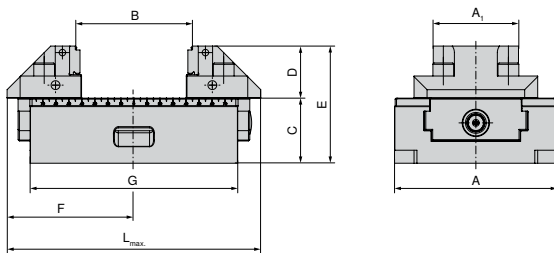
ZSG 4 structural dimension table for the different jaws

With 5-axis jaws



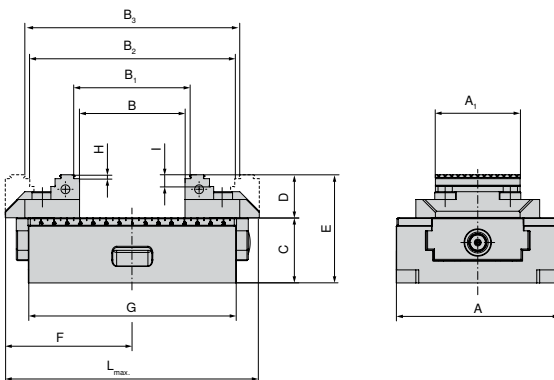
A mm	B mm	C mm	D mm	E mm	F mm	G mm	L _{max.} mm	Article no. System jaws
125	22 - 102	50	40	90	115,5	160	208	2 x 80 878 625
125	22 - 165	50	40	90	143,5	235	272	2 x 80 878 625
125	22 - 242	50	40	90	181	300	348	2 x 80 878 625
160	15 - 140	70	50	120	170	280	315	2 x 80 878 660
160	28 - 354	70	50	120	276	480	524	2 x 80 878 660

With 5 axis jaws, grip 3 mm, width 65 mm



A mm	A ₁ mm	B mm	C mm	D mm	E mm	F mm	G mm	L _{max.} mm	Article no. System jaws
125	65	8 - 87	50	40	90	115,5	160	208	2 x 80 878 665
125	65	8 - 162	50	40	90	143,5	235	272	2 x 80 878 665
125	65	8 - 227	50	40	90	181	300	348	2 x 80 878 665

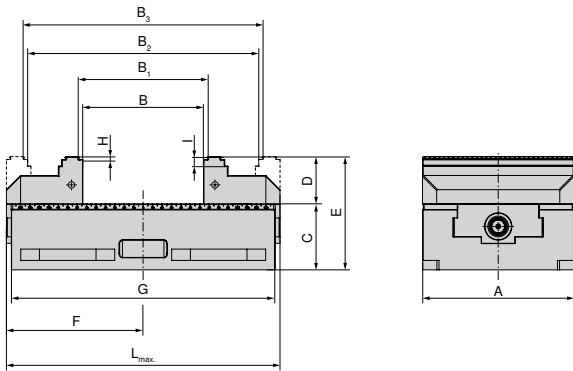
With indexable jaws, grip 3 mm, height 65 mm



A mm	A ₁ mm	B mm	B ₁ mm	B ₂ mm	B ₃ mm	C mm	D mm	E mm	F mm	G mm	H mm	I mm	L _{max.} mm	Article no. System jaws
125	65	0 - 80	8 - 87	77 - 156	84 - 163	50	33	83	111,5	160	3	9	208	2 x 80 878 51900
125	65	0 - 142	8 - 149	77 - 218	84 - 225	50	33	83	143,5	235	3	9	272	2 x 80 878 51900
125	65	0 - 220	8 - 227	77 - 296	84 - 303	50	33	83	181	300	3	9	348	2 x 80 878 51900

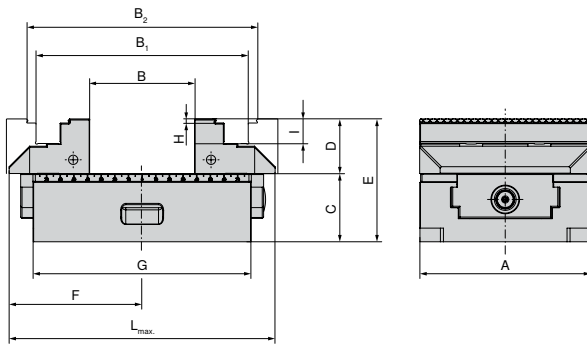
ZSG 4 structural dimension table for the different jaws

With indexable jaws, grip 3 mm



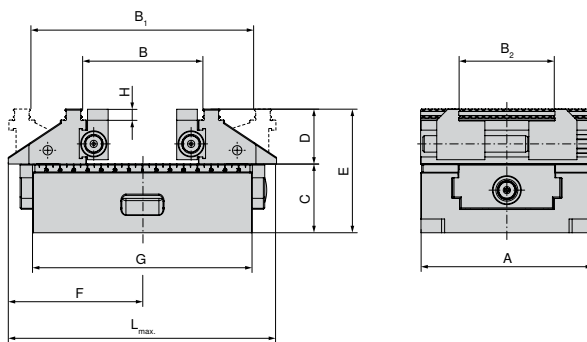
A mm	B mm	B ₁ mm	B ₂ mm	B ₃ mm	C mm	D mm	E mm	F mm	G mm	H mm	I mm	L _{max} mm	Article no. System jaws
160	0 - 127	8 - 134	118 - 244	125 - 251	70	50	120	170	280	3	10	315	2 x 80 878 610
160	15 - 341	22 - 348	132 - 458	139 - 465	70	50	120	276	480	3	10	524	2 x 80 878 610

With indexable jaws, grip, height 40 mm



A mm	B mm	B ₁ mm	B ₂ mm	C mm	D mm	E mm	F mm	G mm	H mm	I mm	L _{max} mm	Article no. System jaws
125	0 - 75	75 - 154	88 - 166	50	40	90	111,5	160	3	9	208	2 x 80 878 520
125	0 - 138	75 - 217	88 - 229	50	40	90	143,5	235	3	9	272	2 x 80 878 520
125	0 - 215	75 - 294	88 - 306	50	40	90	181	300	3	9	348	2 x 80 878 520

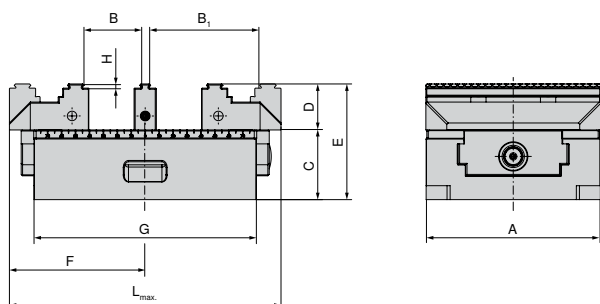
With 6 face jaw system for 125 mm jaw width



A mm	B mm	B ₁ mm	B ₂ mm	C mm	D mm	E mm	F mm	G mm	H mm	L _{max} mm	Article no. System jaws
125	39 - 86	83 - 161	37 - 101	50	40	90	111,5	160	8	209	80 878 525
125	39 - 149	83 - 224	37 - 101	50	40	90	143,5	235	8	272	80 878 525
125	39 - 226	83 - 301	37 - 101	50	40	90	181	300	8	349	80 878 525

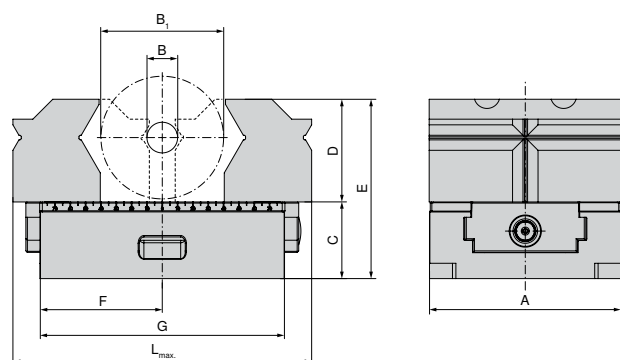
ZSG 4 structural dimension table for the different jaws

With middle jaw, grip 3 mm (height 28 mm / 33 mm) for jaw width 125 mm



A mm	B mm	B ₁ mm	C mm	D mm	E mm	F mm	G mm	H mm	L _{max} mm	Article no. System jaws
80	8 - 28	37 - 57	50	28	78	81	130	3	157	2 x 80 878 810 + 80 878 31200
80	14 - 22	31 - 51	50	28	78	81	130	3	157	2 x 80 878 810 + 80 878 33400
80	8 - 58	37 - 87	50	28	78	104	190	3	206	2 x 80 878 810 + 80 878 31200
80	14 - 52	31 - 81	50	28	78	104	190	3	206	2 x 80 878 810 + 80 878 33400
125	9 - 40	47 - 78	50	33	83	111,5	160	3	208	2 x 80 878 510 + 80 878 31300
125	15 - 34	41 - 72	50	33	83	111,5	160	3	208	2 x 80 878 510 + 80 878 33500
125	9 - 72	47 - 110	50	33	83	143,5	235	3	272	2 x 80 878 510 + 80 878 31300
125	15 - 66	41 - 104	50	33	83	143,5	235	3	272	2 x 80 878 510 + 80 878 33500
125	9 - 110	47 - 148	50	33	83	181	300	3	348	2 x 80 878 510 + 80 878 31300
125	15 - 104	41 - 142	50	33	83	181	300	3	348	2 x 80 878 510 + 80 878 33500

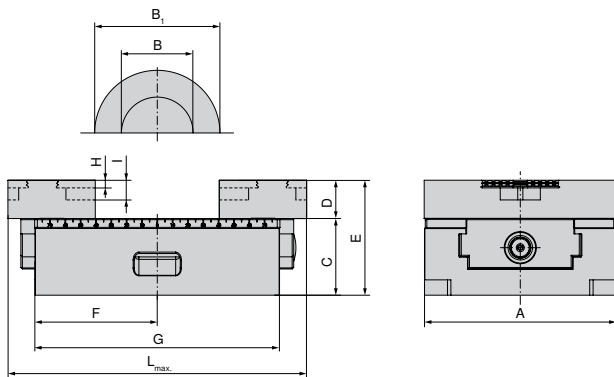
With prism jaw, movable – horizontal and vertical prism



A mm	B mm	B ₁ mm	C mm	D mm	E mm	F mm	G mm	L _{max} mm	Article no. System jaws
80	10 - 28	20 - 60	50	52	102	81	130	157	2 x 80 878 31800
80	10 - 28	20 - 60	50	52	102	104	190	206	2 x 80 878 31800
125	10 - 28	26 - 80	50	67	117	111,5	160	200	2 x 80 878 31900
125	10 - 28	26 - 80	50	67	117	143,5	235	272	2 x 80 878 31900
125	10 - 28	26 - 80	50	67	117	181	300	348	2 x 80 878 31900

ZSG 4 structural dimension table for the different jaws

With prism jaw, movable – horizontal prism

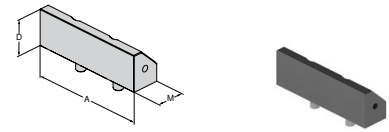


A mm	B mm	B ₁ mm	C mm	D mm	E mm	F mm	G mm	H mm	I mm	L _{max} mm	Article no. System jaws
80	8 - 55	15 - 76	50	25	75	81	130	5	13	157	2 x 80 878 34000
80	8 - 55	15 - 76	50	25	75	104	190	5	13	206	2 x 80 878 34000
125	14 - 102	25 - 112	50	25	75	111,5	160	5	13	200	2 x 80 878 34100
125	14 - 124	25 - 165	50	25	75	143,5	235	5	13	272	2 x 80 878 34100
125	14 - 124	25 - 165	50	25	75	181	300	5	13	348	2 x 80 878 34100
160	22 - 158	32 - 170	70	30	100	145	280	5	13	290	2 x 80 878 34200
160	22 - 158	32 - 170	70	30	100	273	480	5	13	521	2 x 80 878 34200

System jaws overview

5-axis jaw, movable

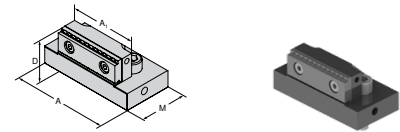
▲ Price per piece



For vice width	A	A ₁	D	D ₁	D ₂	E	M	M ₁	M ₂	£	Y4	NCG	H5G / -S / -Z	X5G-Z / -S	ESG 4	ESG 5	HDG 2	ZSG 4	ZSG mini	DSG 4	Verzo	HSG	
125	125		40				45,5			216.09									●				
160	160		50				73			266.45									●				

5-axis jaw, grip 3 mm, width 65 mm, movable

▲ Price per piece

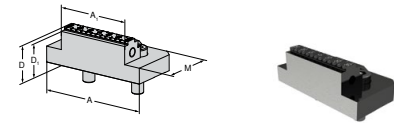


For vice width	A	A ₁	D	D ₁	D ₂	E	M	M ₁	M ₂	£	Y4	NCG	H5G / -S / -Z	X5G-Z / -S	ESG 4	ESG 5	HDG 2	ZSG 4	ZSG mini	DSG 4	Verzo	HSG	
125	95	65,5	40				57			249.66									●				

5-axis indexable jaw, grip 3 mm, width 65 mm, movable

▲ double sided grip step

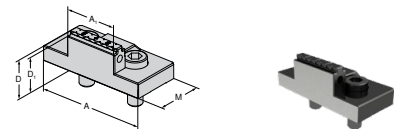
▲ price per piece



For vice width	A	A ₁	D	D ₁	D ₂	E	M	M ₁	M ₂	£	Y4	NCG	H5G / -S / -Z	X5G-Z / -S	ESG 4	ESG 5	HDG 2	ZSG 4	ZSG mini	DSG 4	Verzo	HSG	
125	95	65	33	30			57			188.82									●				

Indexable grip jaw 3 mm, width 40 mm, movable

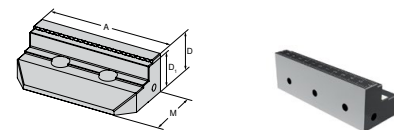
▲ Price per piece



For vice width	A	A ₁	D	D ₁	D ₂	E	M	M ₁	M ₂	£	Y4	NCG	H5G / -S / -Z	X5G-Z / -S	ESG 4	ESG 5	HDG 2	ZSG 4	ZSG mini	DSG 4	Verzo	HSG	
80	80	40	28	25			40			172.04					●				●				

Indexable jaw, grip 3 mm, height 40 mm, movable

▲ Price per piece

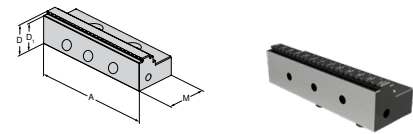


For vice width	A	A ₁	D	D ₁	D ₂	E	M	M ₁	M ₂	£	Y4	NCG	H5G / -S / -Z	X5G-Z / -S	ESG 4	ESG 5	HDG 2	ZSG 4	ZSG mini	DSG 4	Verzo	HSG	
125	125		40	37			59			270.64									●				

System jaws overview

Indexable jaw, grip 3 mm, movable

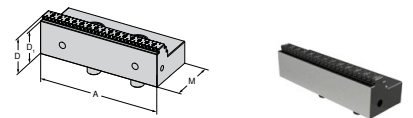
▲ Price per piece



For vice width	A	A ₁	D	D ₁	D ₂	E	M	M ₁	M ₂	£	Y4	NCG	H5G / -S / -Z	X5G-Z / -S	ESG 4	ESG 5	HDC 2	ZSG 4	ZSG mini	DSG 4	Verso	HSG	
80	80		28	25			40			130.08	80 878 810				●	●		●		●			
125	125		33	30			57			144.76	80 878 510					●		●					
160	160		50	47			81			389.18	80 878 610				●			●					

Indexable jaw, grip 5 mm, movable

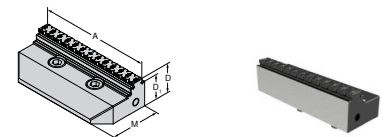
▲ Price per piece



For vice width	A	A ₁	D	D ₁	D ₂	E	M	M ₁	M ₂	£	Y4	NCG	H5G / -S / -Z	X5G-Z / -S	ESG 4	ESG 5	HDC 2	ZSG 4	ZSG mini	DSG 4	Verso	HSG	
80	80		28	23			41			153.15	80 878 81400				●			●		●			
125	125		33	28			57			169.94	80 878 51400							●					
160	160		50	45			81			389.18	80 878 34300				●			●					

Indexable grip jaw, for aluminium and plastic

▲ Price per piece

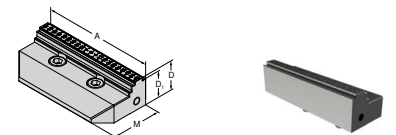


For vice width	A	A ₁	D	D ₁	D ₂	E	M	M ₁	M ₂	£	Y4	NCG	H5G / -S / -Z	X5G-Z / -S	ESG 4	ESG 5	HDC 2	ZSG 4	ZSG mini	DSG 4	Verso	HSG	
80	80		28	23			40			183.58	80 878 81500							●					
125	125		33	28			57			201.41	80 878 51500							●					

Indexable jaw with embossed profile, movable

▲ Price per piece

▲ suitable for LANG embossed profile

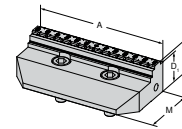


For vice width	A	A ₁	D	D ₁	D ₂	E	M	M ₁	M ₂	£	Y4	NCG	H5G / -S / -Z	X5G-Z / -S	ESG 4	ESG 5	HDC 2	ZSG 4	ZSG mini	DSG 4	Verso	HSG	
80	80		28	25			40			163.64	80 878 81800							●					
125	125		33	30			57			224.49	80 878 51800							●					

System jaws overview

Indexable jaw, carbide, grip 3 mm, movable

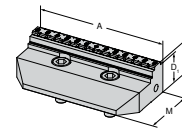
▲ Price per piece



For vice width	A	A ₁	D	D ₁	D ₂	E	M	M ₁	M ₂	£	Y4	NCG	H5G / -S / -Z	X5G-Z / -S	ESG 4	ESG 5	HDG 2	ZSG 4	ZSG mini	DSG 4	Verso	HSG		
80	80		28	25			40			231.83	80 878 81600								●					
125	125		33	30			57			329.39	80 878 51600								●					
160	160		50	47			81			516.11	80 878 31700								●					

Indexable jaw, carbide, grip 5 mm, movable

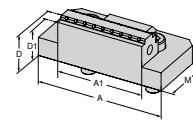
▲ Price per piece



For vice width	A	A ₁	D	D ₁	D ₂	E	M	M ₁	M ₂	£	Y4	NCG	H5G / -S / -Z	X5G-Z / -S	ESG 4	ESG 5	HDG 2	ZSG 4	ZSG mini	DSG 4	Verso	HSG		
80	80		28	23			40			231.83	80 878 81700								●					
125	125		33	28			57			329.39	80 878 51700								●					

Indexable jaw, carbide grip 3 mm, width 40 mm, movable

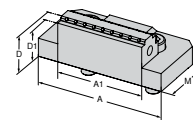
▲ Price per piece



For vice width	A	A ₁	D	D ₁	D ₂	E	M	M ₁	M ₂	£	Y4	NCG	H5G / -S / -Z	X5G-Z / -S	ESG 4	ESG 5	HDG 2	ZSG 4	ZSG mini	DSG 4	Verso	HSG		
80	80	40	28	25			40			225.54	80 878 33200								●					

Indexable jaw, carbide grip 3 mm, width 65 mm, movable

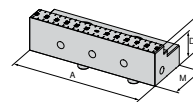
▲ Price per piece



For vice width	A	A ₁	D	D ₁	D ₂	E	M	M ₁	M ₂	£	Y4	NCG	H5G / -S / -Z	X5G-Z / -S	ESG 4	ESG 5	HDG 2	ZSG 4	ZSG mini	DSG 4	Verso	HSG		
125	125	65	33	30			57			311.55	80 878 33300								●					

Indexable jaw, smooth, movable

▲ Price per piece

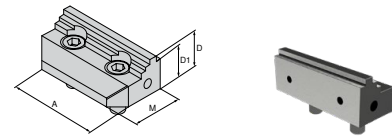


For vice width	A	A ₁	D	D ₁	D ₂	E	M	M ₁	M ₂	£	Y4	NCG	H5G / -S / -Z	X5G-Z / -S	ESG 4	ESG 5	HDG 2	ZSG 4	ZSG mini	DSG 4	Verso	HSG		
80	80		28	20			40			187.77	80 878 34700					●			●					
125	125		33	25			57			364.00	80 878 34600					●			●					

System jaws overview

Stepped jaw, smooth, movable

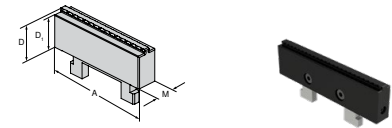
▲ Price per piece



For vice width	A	A ₁	D	D ₁	D ₂	E	M	M ₁	M ₂	£	Y4	NCG	H5G / -S / -Z	X5G-Z / -S	ESG 4	ESG 5	HDG 2	ZSG 4	ZSG mini	DSG 4	Verso	HSG	
80	80		28	24			40			237.07									●				
125	125		33	27			57			333.58									●				

Centre jaw, grip 3 mm, narrow

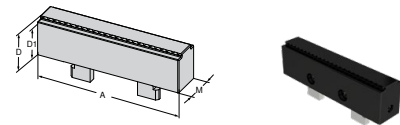
▲ Price per piece



For vice width	A	A ₁	D	D ₁	D ₂	E	M	M ₁	M ₂	£	Y4	NCG	H5G / -S / -Z	X5G-Z / -S	ESG 4	ESG 5	HDG 2	ZSG 4	ZSG mini	DSG 4	Verso	HSG	
80	80		28	25			16			105.95									●				
125	125		33	30			16			148.96									●				

Centre jaw, grip 3 mm, wide

▲ Price per piece

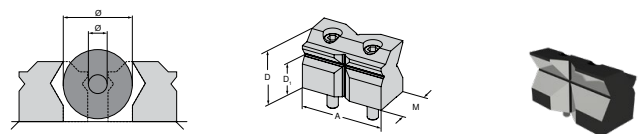


For vice width	A	A ₁	D	D ₁	D ₂	E	M	M ₁	M ₂	£	Y4	NCG	H5G / -S / -Z	X5G-Z / -S	ESG 4	ESG 5	HDG 2	ZSG 4	ZSG mini	DSG 4	Verso	HSG	
80	80		28	25			24			105.95									●				
125	125		33	30			26			148.96									●				

Prism jaw, movable

▲ With horizontal and vertical prism

▲ Price per piece

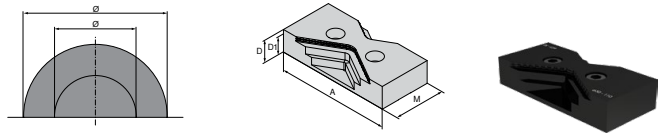


Ø For clamping diameter	A	A ₁	D	D ₁	D ₂	E	M	M ₁	M ₂	£	Y4	NCG	H5G / -S / -Z	X5G-Z / -S	ESG 4	ESG 5	HDG 2	ZSG 4	ZSG mini	DSG 4	Verso	HSG	
10 - 60	80		52	32			38,5			307.36									●				
10 - 80	125		67	42			57			467.85									●				

System jaws overview

Prism jaw, movable

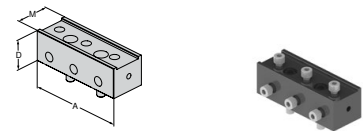
- ▲ With horizontal prism
- ▲ Price per piece



Ø For clamping diameter	A	A ₁	D	D ₁	D ₂	E	M	M ₁	M ₂	£	Y4	NCG	H5G / -S / -Z	X5G-Z / -S	ESG 4	ESG 5	HDG 2	ZSG 4	ZSG mini	DSG 4	Verso	HSG	
15 - 75	80		25	20			40			164.69	80 878 34000								●				
25 - 110	125		25	20			57			210.85	80 878 34100								●				
30 - 170	160		30	25			81			273.79	80 878 34200								●				

Combi jaw, movable

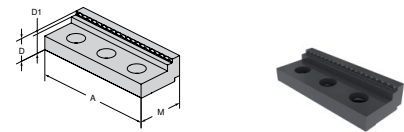
- ▲ Price per piece



For vice width	A	A ₁	D	D ₁	D ₂	E	M	M ₁	M ₂	£	Y4	NCG	H5G / -S / -Z	X5G-Z / -S	ESG 4	ESG 5	HDG 2	ZSG 4	ZSG mini	DSG 4	Verso	HSG	
125	125		40				45,5			166.79	80 878 530								●				

Jaw, grip, VS

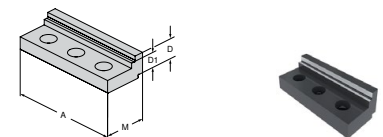
- ▲ Price per piece
- ▲ VS = Larger clamping range



For vice width	A	A ₁	D	D ₁	D ₂	E	M	M ₁	M ₂	£	Y4	NCG	H5G / -S / -Z	X5G-Z / -S	ESG 4	ESG 5	HDG 2	ZSG 4	ZSG mini	DSG 4	Verso	HSG	
125	125		22	17			45			95.46	80 892 245								●				

Jaw, smooth VS, carbide coated

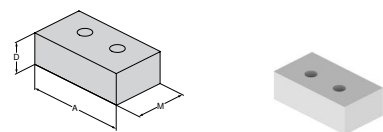
- ▲ Increased clamping range for finish machining and 2nd operation
- ▲ Price per piece



For vice width	A	A ₁	D	D ₁	D ₂	E	M	M ₁	M ₂	£	Y4	NCG	H5G / -S / -Z	X5G-Z / -S	ESG 4	ESG 5	HDG 2	ZSG 4	ZSG mini	DSG 4	Verso	HSG	
125	125		19	14			45			229.73	80 892 240								●				

Alu jaw, movable

- ▲ for producing shaped jaws
- ▲ Price per piece


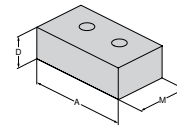


For vice width	A	A ₁	D	D ₁	D ₂	E	M	M ₁	M ₂	£	Y4	NCG	H5G / -S / -Z	X5G-Z / -S	ESG 4	ESG 5	HDG 2	ZSG 4	ZSG mini	DSG 4	Verso	HSG	
80	80		28				48			82.87	80 878 850				●	●			●				
125	125		40				68			94.41	80 878 550				●	●			●				
160	160		50				85			118.54	80 878 305				●	●			●				

System jaws overview

Soft jaw, steel, movable


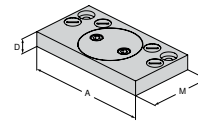
- ▲ Material: 16MnCr5
- ▲ for producing shaped jaws
- ▲ Price per piece



For vice width	A	A ₁	D	D ₁	D ₂	E	M	M ₁	M ₂	£	Y4	NCG	H5G / -S / -Z	X5G-Z / -S	ESG 4	ESG 5	HDG 2	ZSG 4	ZSG mini	DSG 4	Verso	HSG	
80	80		28				48			99.24	80 878 32000				●	●		●					
125	125		40				68			124.62	80 878 32100				●	●		●					

Pendulum jaw, movable

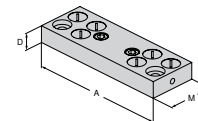
- ▲ to accommodate 6-way reversible jaws
- ▲ Price per piece



For vice width	A	A ₁	D	D ₁	D ₂	E	M	M ₁	M ₂	£	Y4	NCG	H5G / -S / -Z	X5G-Z / -S	ESG 4	ESG 5	HDG 2	ZSG 4	ZSG mini	DSG 4	Verso	HSG	
80	125		19				76			393.38	80 878 870				●			●					
125	180		22				95			409.11	80 878 570				●			●					
160	256		22				170			698.63	80 878 670				●			●					

Adapter Jaw

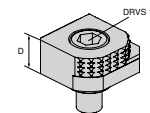
- ▲ to accommodate 6-way reversible jaws
- ▲ Price per piece



For vice width	A	A ₁	D	D ₁	D ₂	E	M	M ₁	M ₂	£	Y4	NCG	H5G / -S / -Z	X5G-Z / -S	ESG 4	ESG 5	HDG 2	ZSG 4	ZSG mini	DSG 4	Verso	HSG	
80	125		19				39			279.03	80 878 890							●					
125	180		22				62			332.53	80 878 590							●					
160	256		22				125			465.76	80 878 690							●					

6 function indexable jaw

- ▲ 1 = Smooth, carbide coated
- ▲ 2 = Grip with 3 mm step
- ▲ 3 = Grip with 8 mm step
- ▲ 4 = Grip with 18 mm step
- ▲ 5 = Rough grip with 8 mm step
- ▲ 6 = Round grip
- ▲ M_{max} = 60 Nm
- ▲ Including fixation screws


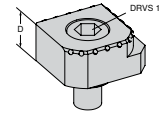


For vice width	A	A ₁	D	D ₁	D ₂	E	M	M ₁	M ₂	£	Y4	NCG	H5G / -S / -Z	X5G-Z / -S	ESG 4	ESG 5	HDG 2	ZSG 4	ZSG mini	DSG 4	Verso	HSG	
			18							77.63	80 892 246	●	●	●	●	●	●	●	●	●	●	●	●

System jaws overview

6x indexable jaw, carbide grip

- ▲ 1 = Smooth
- ▲ 2 = Carbide grip
- ▲ 3 = Carbide grip with 3 mm step
- ▲ 4 = Carbide grip with 8 mm step
- ▲ 5 = Round carbide grip with 8 mm step
- ▲ 6 = Round carbide grip
- ▲ Incl. fixing screws




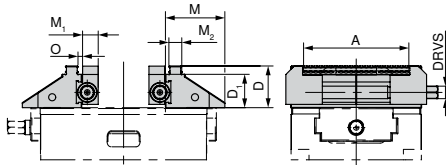
For vice width	A	A ₁	D	D ₁	D ₂	E	M	M ₁	M ₂	£	Y4	NOG	H5G / -S / -Z	X5G-Z / -S	ESG 4	ESG 5	HDG 2	ZSG 4	ZSG mini	DSG 4	Verso	HSG	
			18							112.24	80 890 35300	●	●	●	●	●	●	●	●	●	●	●	

6 face jaw system for 125 mm jaw width

Scope of supply:

2 System jaws with 2 pairs of transverse jaws in T-slot guidance incl. fixing screws

ZSG
4



											80 878 ...
for width	A	D	D ₁	M	M ₁	M ₂	O	DRVS	WT	£	
mm	mm	mm	mm	mm	mm	mm	mm	mm	kg	Y4	
125	37 - 101	40	32	57	15	12,4	3,3	12	3.8	1,655.32	525

ZSG mini



Centric vice for small parts

ZSG mini in mechanical version with high clamping force and quick change jaws. Ideal for blank and finished part machining, multi-clamping and automation.

Your benefits:

- ▲ Fast jaw changeover without tools
- ▲ Compact and precise
- ▲ Optimum accessibility from all sides
- ▲ Exchangeable jaw widths (45 mm and 70 mm)
- ▲ High clamping force and large clamping range
- ▲ Clamping system for automation
- ▲ Stainless, hardened base body



Clamping/aligning:



Clamping with two M6 screws from above through the base body.



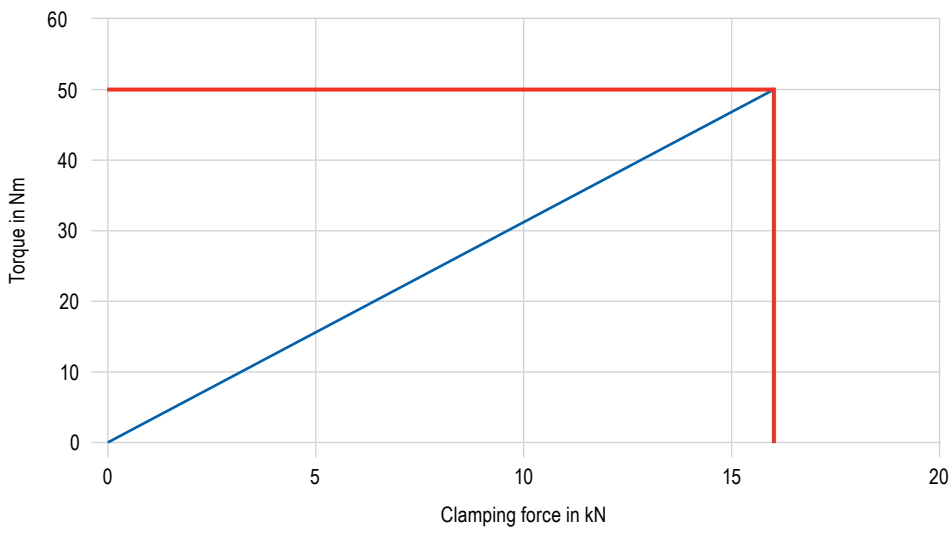
Clamping with two M6 screws from above through the base body. Alignment can be performed using $\text{Ø } 12^{\text{H7}}$ precision holes.



Both versions come with mounting holes for the LANG zero point clamping system, Quick Point 52 x 52.

Clamping force:

ZSG mini tightening torque/clamping force

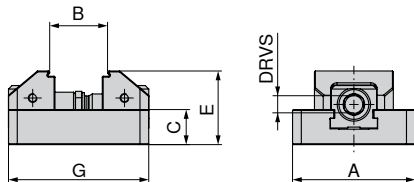


CentriClamp – ZSG mini

- ▲ Centric vice for small parts
- ▲ Without system jaws
- ▲ Fast jaw changeover without tools
- ▲ Compact and precise
- ▲ Optimum accessibility from all sides
- ▲ Exchangeable jaw widths (45 mm and 70 mm)
- ▲ Stainless, hardened base body

Scope of supply:

ZSG mini base body with spindle



NEW

80 912 ...

A	B	C	E	G	MXC	DRVS	WT
mm	mm	mm	mm	mm	kN	mm	kg
70	7 - 57	20	42	80	16	11	0.9
70	7 - 77	20	42	100	16	11	1.1

£
Y4

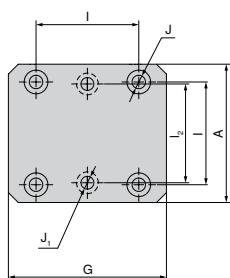
403.87 07000
457.36 07100

Vice guide

Underside Dimensions	94	Structural dimension tables for the different jaws	95-97
System accessories	98-100	MNG-/PNG zero point clamping system	134-163
General accessories	164-183		

ZSG mini underside dimensions

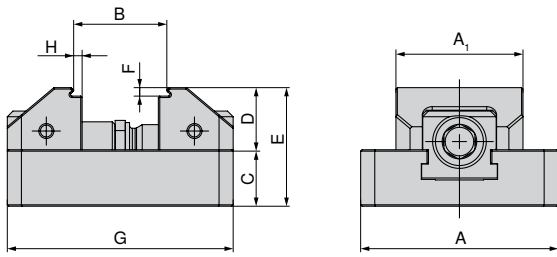
Base width 70 mm



A	J ₁	J _{H7}	l _{2 ±0.01}	l _{±0.01}	G
mm	mm	mm	mm	mm	mm
70	6,5	12	50	52	80
70	6,5	12	50	52	100

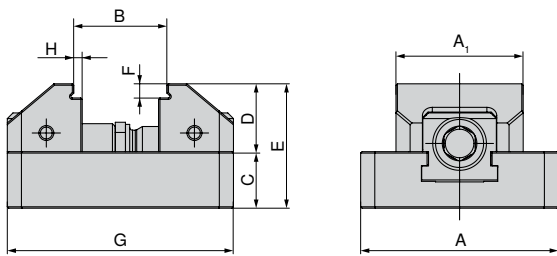
ZSG Mini – structural dimension table for the different jaws

With quick change jaw, grip 3 mm



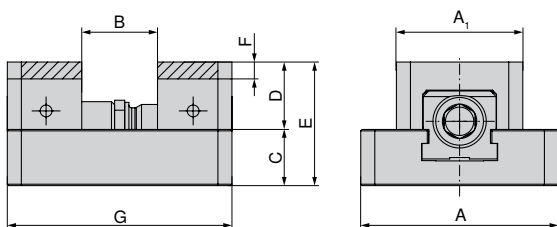
A mm	A ₁ mm	B mm	C mm	D mm	E mm	F mm	G mm	H mm	Article no. System jaws
70	45	7 - 33	20	22	42	3	80	3	2 x 80 912 30100
70	70	7 - 33	20	22	42	3	80	3	2 x 80 912 30200
70	45	7 - 53	20	22	42	3	100	3	2 x 80 912 30100
70	70	7 - 53	20	22	42	3	100	3	2 x 80 912 30200

With quick change jaw, smooth step 5 mm



A mm	A ₁ mm	B mm	C mm	D mm	E mm	F mm	G mm	H mm	Article no. System jaws
70	45	7 - 33	20	24	44	5	80	3	2 x 80 912 30300
70	70	7 - 33	20	24	44	5	80	3	2 x 80 912 30400
70	45	7 - 53	20	24	44	5	100	3	2 x 80 912 30300
70	70	7 - 53	20	24	44	5	100	3	2 x 80 912 30400

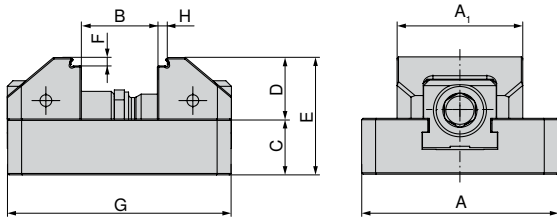
With quick change jaw, soft, steel



A mm	A ₁ mm	B mm	C mm	D mm	E mm	F mm	G mm	Article no. System jaws
70	45	0 - 26	20	24	44	6	80	2 x 80 912 31000
70	70	0 - 26	20	24	44	6	80	2 x 80 912 31100
70	45	0 - 46	20	24	44	6	80	2 x 80 912 31000
70	70	0 - 46	20	24	44	6	80	2 x 80 912 31100

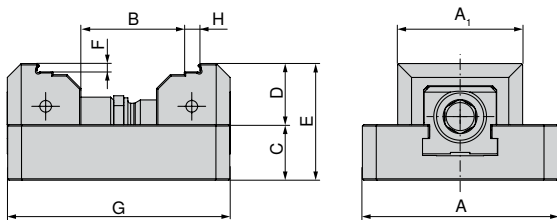
ZSG Mini – structural dimension table for the different jaws

With quick change jaw embossed profile



A mm	A ₁ mm	B mm	C mm	D mm	E mm	F mm	G mm	H mm	Article no. System jaws
70	45	7 - 32	20	22	44	3	80	3	2 x 80 912 31200
70	70	7 - 32	20	22	44	3	80	3	2 x 80 912 31300
70	45	7 - 52	20	22	44	3	100	3	2 x 80 912 31200
70	70	7 - 52	20	22	44	3	100	3	2 x 80 912 31300

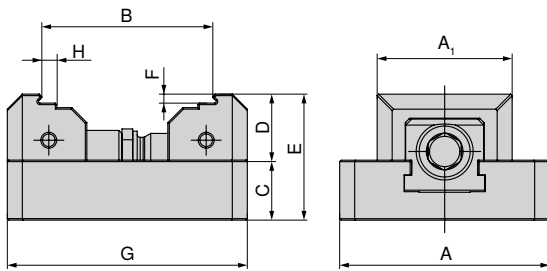
With quick change jaw embossed profile, VS



A mm	A ₁ mm	B mm	C mm	D mm	E mm	F mm	G mm	H mm	Article no. System jaws
70	45	31 - 56	20	22	44	3	80	5	2 x 80 912 31400
70	70	31 - 56	20	22	44	3	80	5	2 x 80 912 31500
70	45	31 - 76	20	22	44	3	100	5	2 x 80 912 31400
70	70	31 - 76	20	22	44	3	100	5	2 x 80 912 31500

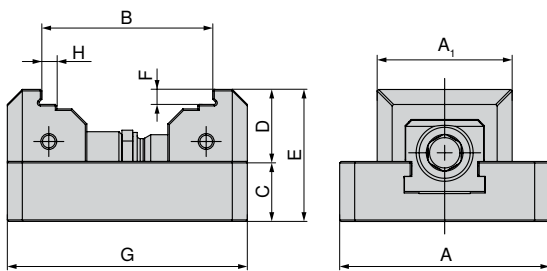
ZSG Mini – structural dimension table for the different jaws

With quick change jaw, VS, grip 3 mm



A mm	A ₁ mm	B mm	C mm	D mm	E mm	F mm	G mm	H mm	Article no. System jaws
70	45	31 - 57	20	22	42	3	80	5	2 x 80 912 30500
70	70	31 - 57	20	22	42	3	80	5	2 x 80 912 30600
70	45	31 - 77	20	22	42	3	100	5	2 x 80 912 30500
70	70	31 - 77	20	22	42	3	100	5	2 x 80 912 30600

With quick change jaw, VS, smooth 5 mm

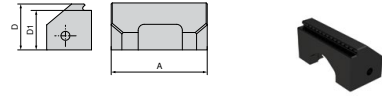


A mm	A ₁ mm	B mm	C mm	D mm	E mm	F mm	G mm	H mm	Article no. System jaws
70	45	31 - 56	20	24	44	5	80	5	2 x 80 912 30700
70	70	31 - 56	20	24	44	5	80	5	2 x 80 912 30800
70	45	31 - 76	20	24	44	5	100	5	2 x 80 912 30700
70	70	31 - 76	20	24	44	5	100	5	2 x 80 912 30800

System jaws overview

Quick change jaw, grip 3 mm

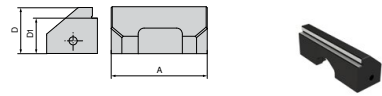
▲ Price per piece



For vice width	A	A ₁	D	D ₁	D ₂	E	M	M ₁	M ₂	£	Y4	NCG	H5G / -S / -Z	X5G-Z / -S	ESG 4	ESG 5	HDG 2	ZSG 4	ZSG mini	DSG 4	Verso	HSG	
70	45		22	19						49.30										●			
70	70		22	19						63.99										●			

Quick change jaw, smooth step 5 mm

▲ Price per piece

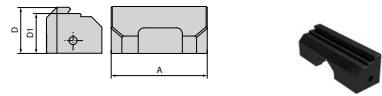


For vice width	A	A ₁	D	D ₁	D ₂	E	M	M ₁	M ₂	£	Y4	NCG	H5G / -S / -Z	X5G-Z / -S	ESG 4	ESG 5	HDG 2	ZSG 4	ZSG mini	DSG 4	Verso	HSG	
70	45		24	19						58.74										●			
70	70		24	19						74.48										●			

Quick change jaw, VS, grip 3 mm

▲ Price per piece

▲ VS = Larger clamping range

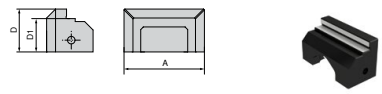


For vice width	A	A ₁	D	D ₁	D ₂	E	M	M ₁	M ₂	£	Y4	NCG	H5G / -S / -Z	X5G-Z / -S	ESG 4	ESG 5	HDG 2	ZSG 4	ZSG mini	DSG 4	Verso	HSG	
70	45		22	19						49.30										●			
70	70		22	19						63.99										●			

Quick change jaw, VS, smooth 5 mm

▲ Price per piece

▲ VS = Larger clamping range

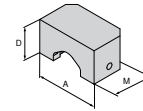


For vice width	A	A ₁	D	D ₁	D ₂	E	M	M ₁	M ₂	£	Y4	NCG	H5G / -S / -Z	X5G-Z / -S	ESG 4	ESG 5	HDG 2	ZSG 4	ZSG mini	DSG 4	Verso	HSG	
70	45		24	19						58.74										●			
70	70		24	19						74.48										●			

System jaws overview

Quick change jaw, soft, steel

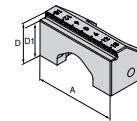
- ▲ Material: 15NiCr13
- ▲ Price per piece



For vice width	A	A ₁	D	D ₁	D ₂	E	M	M ₁	M ₂	£	Y4	NCG	H5G / -S / -Z	X5G-Z / -S	ESG 4	ESG 5	HDG 2	ZSG 4	ZSG mini	DSG 4	Verso	HSG	
70	45		24				26,5			39.86										●			
70	70		24				26,5			39.86										●			

Quick change jaw embossed profile

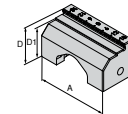
- ▲ Price per piece
- ▲ suitable for LANG embossed profile



For vice width	A	A ₁	D	D ₁	D ₂	E	M	M ₁	M ₂	£	Y4	NCG	H5G / -S / -Z	X5G-Z / -S	ESG 4	ESG 5	HDG 2	ZSG 4	ZSG mini	DSG 4	Verso	HSG	
70	45		22	19						74.48										●			
70	70		22	19						74.48										●			

Quick change jaw embossed profile, VS

- ▲ Price per piece
- ▲ Suitable for LANG embossed profile
- ▲ VS = Larger clamping range



For vice width	A	A ₁	D	D ₁	D ₂	E	M	M ₁	M ₂	£	Y4	NCG	H5G / -S / -Z	X5G-Z / -S	ESG 4	ESG 5	HDG 2	ZSG 4	ZSG mini	DSG 4	Verso	HSG	
70	45		22	19						91.26										●			
70	70		22	19						91.26										●			

System accessories overview

Socket

▲ Suitable for 3/8" square drive

ESG 4	ZSG 4
ZSG mini	DSG 4
MSG 2	



Square	DRVS mm	80 875 ...
3/8"	11	£ Y4 17.83 11100



→ Page 176+180

Here you will find the suitable „magnetic workpiece stop“ and „torque key“ (article numbers 80 892 23800 and 80 884 402).

Allen cap screw

▲ Price per piece

ZSG mini

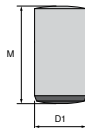


G	80 912 ...
M6x25	£ Y4 1.05 50100


Cylindrical pin

▲ Price per piece

ZSG mini



D ₁ m6 mm	M mm	80 912 ...
12	18	£ Y4 2.10 50200




High accuracy and efficiency

The user-friendly DSG 4 clamping system guarantees consistently high precision and a wide application range.


Your benefits:

- ▲ Straightforward, stable third-hand function
- ▲ Quick and easy positioning on the MNG zero point clamping system
- ▲ High clamping force between 5 – 40 kN with low tightening torque
- ▲ Quick and easy jaw change with 2 screws
- ▲ Extensive modular jaw range


Clamping/aligning:



Mounting with MNG zero point clamping system (2-3 mounting bolts)



Mounting through the base body with four M8 screws



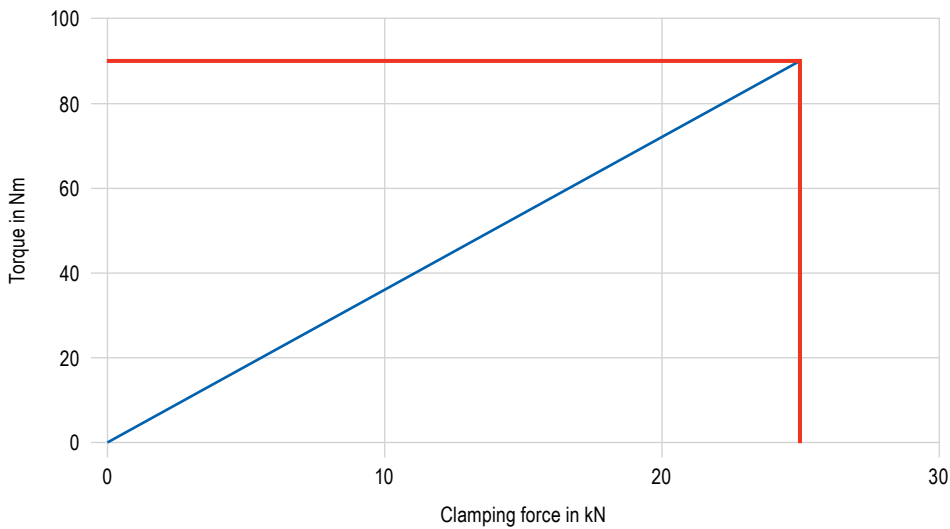
Mounting through the base body with two dowel screws **Article no. 80 895 019**



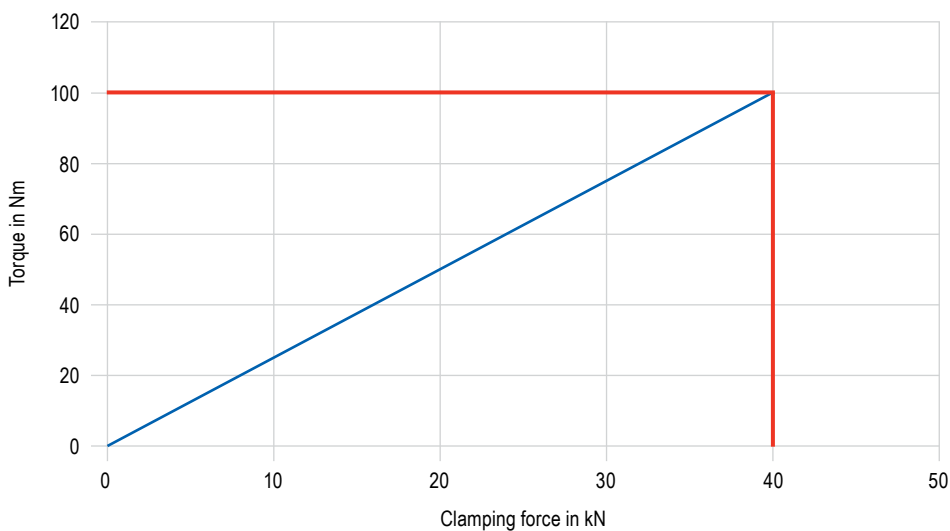
Mounting with 4-6 clamping claws **Article no. 80 890 315**

Clamping force:

DSG 4 – 80 mm tightening torque / clamping force



DSG 4 – 125 mm tightening torque / clamping force



'Third hand' operation

The third-hand operation function on the DSG 4 is ensured by pre-loading the rear slide with compression springs.



The lateral clamping screw A is not tightened, instead it is open approx. 1/2 turn. When the vice is fully open, the movable jaws B and C are to be placed in the appropriate slots of slides D and E and secured according to the workpiece size. Two workpieces of different sizes can also be clamped.

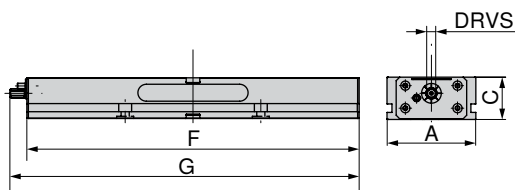
Conversion to single vice



The rear slide is blocked via the hexagon socket grub screw and the DSG 4 can also be used as a single vice. **Important note:** Not suitable for using several vices as single vice next to one another. In this case, we advise modification with additional transverse slot in the base body and suitable fixed jaw.

PolyClamp – DSG 4

- ▲ double vice without jaws
- ▲ 100 % encapsulated
- ▲ fast assembly and disassembly
- ▲ flexible clamping system



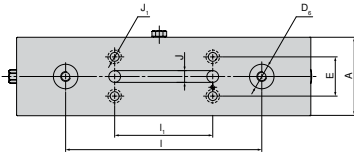
A	C	F	G	TQX	DRVS	MXC	WT	80 906 ...	
mm	mm	mm	mm	Nm	mm	kN	kg	£	
80	55	300	308	90	12	0 - 25	8	1,494.83	080
125	60	320	347	100	14	0 - 40	14	1,773.86	125
125	60	390	417	100	14	0 - 40	17	1,963.73	12700
125	60	460	487	100	14	0 - 40	20	2,212.34	12800
125	60	530	557	100	14	0 - 40	24	2,411.65	12900
125	60	600	627	100	14	0 - 40	27	2,610.96	13000
125	60	670	697	100	14	0 - 40	30	2,730.55	13100
125	60	740	767	100	14	0 - 40	34	2,840.69	126

Vice guide

Structural dimension tables for the different jaws	105–107	System accessories	108+110
'Third hand' operation	102	Conversion to single vice	103
MNG-/PNG zero point clamping system	134–163	General accessories	164–183

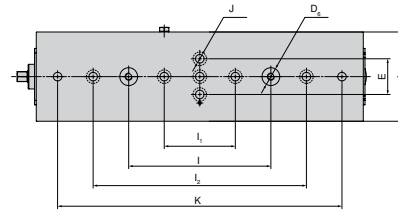
DSG 4 underside dimensions

Base width 80 mm
and length 300 mm



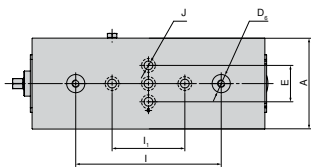
A	D ₆ H ₆	E ±0.015	I ±0.01	I ₁ ±0.01	J H ₇	J ₁
mm	mm	mm	mm	mm	mm	mm
80	25	40	200	100	12	9

Base width 125 mm
and length 460 mm, 530 mm



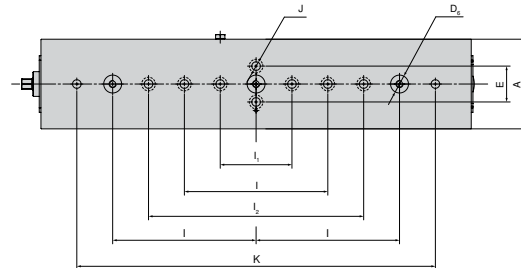
A	D ₆ H ₆	E ±0.015	I ±0.01	I ₁ ±0.01	I ₂ ±0.002	J H ₇	K ±0.002
mm	mm	mm	mm	mm	mm	mm	mm
125	25	50	200	100	300	12	400
125	25	50	200	100	300	12	500

Base width 125 mm
and length 320 mm



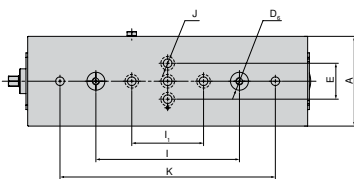
A	D ₆ H ₆	E ±0.015	I ±0.01	I ₁ ±0.01	J H ₇
mm	mm	mm	mm	mm	mm
125	25	50	200	100	12

Base width 125 mm
and length 600 mm



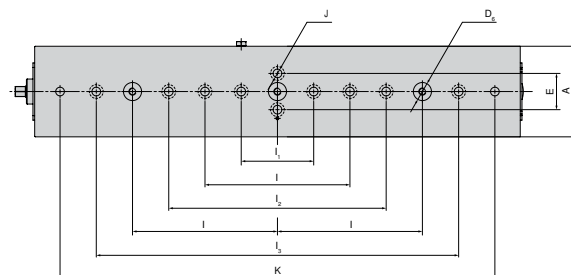
A	D ₆ H ₆	E ±0.015	I ±0.01	I ₁ ±0.01	I ₂ ±0.002	J H ₇	K ±0.002
mm	mm	mm	mm	mm	mm	mm	mm
125	25	50	200	100	300	12	500

Base width 125 mm
and length 390 mm



A	D ₆ H ₆	E ±0.015	I ±0.01	I ₁ ±0.01	J H ₇	K ±0.002
mm	mm	mm	mm	mm	mm	mm
125	25	50	200	100	12	300

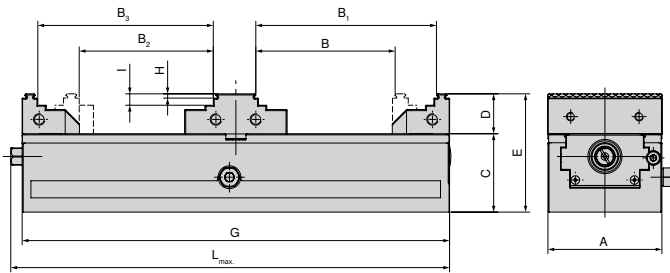
Base width 125 mm
and length 670 mm, 740 mm



A	D ₆ H ₆	E ±0.015	I ±0.01	I ₁ ±0.01	I ₂ ±0.002	I ₃ ±0.025	J H ₇	K ±0.002
mm	mm	mm	mm	mm	mm	mm	mm	mm
125	25	50	200	100	300	500	12	600
125	25	50	200	100	300	500	12	700

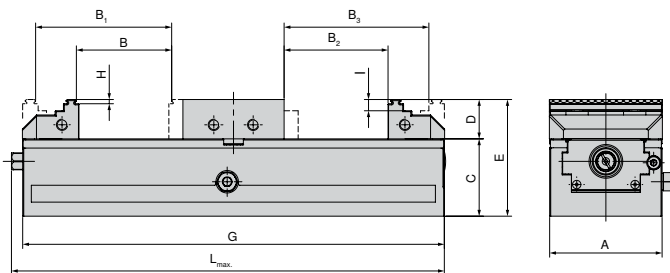
DSG 4 structural dimension table for the different jaws

With indexable jaws, grip and centre jaw, grip



A mm	B mm	B ₁ mm	B ₂ mm	B ₃	C mm	D mm	E mm	G mm	H mm	I mm	L _{max} mm	Article no. System jaws
80	25 - 97	54 - 126	31 - 93	51 - 122	55	28	83	300	3	8	308	2 x 80 878 810 + 80 906 300
125	40 - 86	75 - 121	42 - 79	68 - 114	60	40	100	320	3	18	347	2 x 80 901 303 + 80 906 304
125	40 - 121	75 - 156	42 - 114	68 - 149	60	40	100	390	3	18	417	2 x 80 901 303 + 80 906 304
125	40 - 156	75 - 191	42 - 149	68 - 184	60	40	100	460	3	18	487	2 x 80 901 303 + 80 906 304
125	40 - 191	75 - 226	42 - 184	68 - 219	60	40	100	530	3	18	557	2 x 80 901 303 + 80 906 304
125	40 - 226	75 - 261	42 - 219	68 - 254	60	40	100	600	3	18	627	2 x 80 901 303 + 80 906 304
125	40 - 261	75 - 296	42 - 254	68 - 289	60	40	100	670	3	18	697	2 x 80 901 303 + 80 906 304
125	40 - 296	75 - 331	42 - 289	68 - 324	60	40	100	740	3	18	767	2 x 80 901 303 + 80 906 304

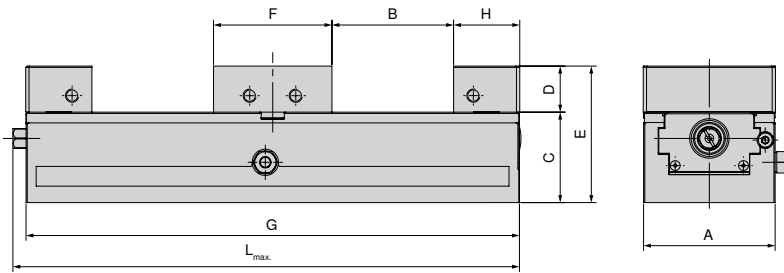
With indexable jaws, grip and centre jaw, smooth



A mm	B mm	B ₁ mm	B ₂ mm	B ₃	C mm	D mm	E mm	G mm	H mm	I mm	L _{max} mm	Article no. System jaws
80	5 - 67	34 - 96	0 - 73	40 - 102	55	28	83	300	3	8	308	2 x 80 878 810 + 80 906 301
125	7 - 44	42 - 77	0 - 47	46 - 82	60	40	100	320	3	18	347	2 x 80 901 303 + 80 906 305
125	7 - 79	42 - 112	0 - 82	46 - 117	60	40	100	390	3	18	417	2 x 80 901 303 + 80 906 305
125	7 - 114	42 - 149	0 - 117	46 - 152	60	40	100	460	3	18	487	2 x 80 901 303 + 80 906 305
125	7 - 147	42 - 182	0 - 152	46 - 187	60	40	100	530	3	18	557	2 x 80 901 303 + 80 906 305
125	7 - 184	42 - 217	0 - 187	46 - 222	60	40	100	600	3	18	627	2 x 80 901 303 + 80 906 305
125	7 - 219	42 - 252	0 - 222	46 - 257	60	40	100	670	3	18	697	2 x 80 901 303 + 80 906 305
125	7 - 254	42 - 287	0 - 257	46 - 292	60	40	100	740	3	18	767	2 x 80 901 303 + 80 906 305

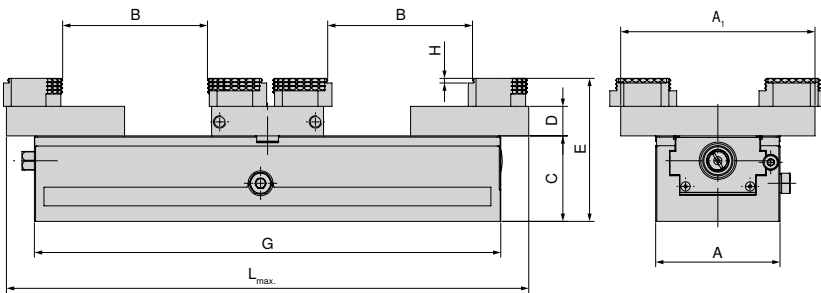
DSG 4 structural dimension table for the different jaws

With block jaws and centre jaw smooth



A mm	B mm	C mm	D mm	E mm	F mm	G mm	H mm	L _{max.} mm	Article no. System jaws
80	0 - 73	55	28	83	72	300	40	308	2 x 80 901 31300 + 80 906 301
125	0 - 46	60	40	100	98	320	66	347	2 x 80 901 31500 + 80 906 305
125	0 - 81	60	40	100	98	390	66	417	2 x 80 901 31500 + 80 906 305
125	0 - 116	60	40	100	98	460	66	487	2 x 80 901 31500 + 80 906 305
125	0 - 151	60	40	100	98	530	66	557	2 x 80 901 31500 + 80 906 305
125	0 - 186	60	40	100	98	600	66	627	2 x 80 901 31500 + 80 906 305
125	0 - 221	60	40	100	98	670	66	697	2 x 80 901 31500 + 80 906 305
125	0 - 256	60	40	100	98	740	66	767	2 x 80 901 31500 + 80 906 305

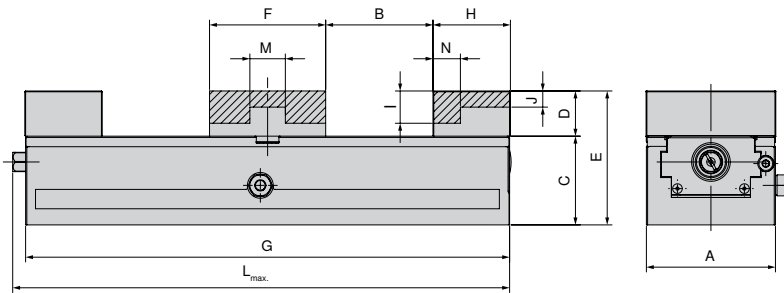
With pendulum and adapter plate



A mm	A ₁ mm	B mm	C mm	D mm	E mm	G mm	H mm	L _{max.} mm	Article no. System jaws
80	125	0 - 92	55	19	92	300	3	308	2 x 80 878 870 + 80 906 303
125	180	7 - 92	60	22	100	320	3	365	2 x 80 878 570 + 80 906 307
125	180	7 - 133	60	22	100	390	3	435	2 x 80 878 570 + 80 906 307
125	180	7 - 168	60	22	100	460	3	505	2 x 80 878 570 + 80 906 307
125	180	7 - 203	60	22	100	530	3	575	2 x 80 878 570 + 80 906 307
125	180	7 - 238	60	22	100	600	3	645	2 x 80 878 570 + 80 906 307
125	180	7 - 273	60	22	100	670	3	715	2 x 80 878 570 + 80 906 307
125	180	7 - 308	60	22	100	740	3	785	2 x 80 878 570 + 80 906 307

DSG 4 structural dimension table for the different jaws

With aluminium jaws and aluminium centre jaw

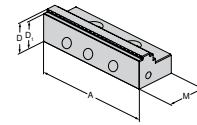


A mm	B mm	C mm	D mm	E mm	F mm	G mm	H mm	I mm	J mm	L _{max.} mm	M mm	N mm	Article no. System jaws
80	0 - 66	55	28	83	72	300	40	20	10	308	22	17	2 x 80 878 850 + 80 906 302
125	0 - 42	60	40	100	98	320	68		17	347	38	28	2 x 80 878 550 + 80 906 306
125	0 - 77	60	40	100	98	390	68		17	417	38	28	2 x 80 878 550 + 80 906 306
125	0 - 112	60	40	100	98	460	68		17	487	38	28	2 x 80 878 550 + 80 906 306
125	0 - 147	60	40	100	98	530	68		17	557	38	28	2 x 80 878 550 + 80 906 306
125	0 - 182	60	40	100	98	600	68		17	627	38	28	2 x 80 878 550 + 80 906 306
125	0 - 217	60	40	100	98	670	68		17	697	38	28	2 x 80 878 550 + 80 906 306
125	0 - 252	60	40	100	98	740	68		17	767	38	28	2 x 80 878 550 + 80 906 306

System jaws overview

Indexable jaw, grip 3 mm, movable

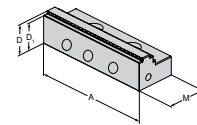
▲ Price per piece



For vice width	A	A ₁	D	D ₁	D ₂	E	M	M ₁	M ₂	£	Y4	NCG	H5G / -S / -Z	X5G-Z / -S	ESG 4	ESG 5	HDG 2	ZSG 4	ZSG mini	DSG 4	Verso	HSG	
125	125		40	37			66			215.05					●	●				●			
											80 901 303												

Indexable jaw, grip 3 mm, movable

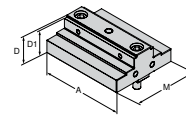
▲ Price per piece



For vice width	A	A ₁	D	D ₁	D ₂	E	M	M ₁	M ₂	£	Y4	NCG	H5G / -S / -Z	X5G-Z / -S	ESG 4	ESG 5	HDG 2	ZSG 4	ZSG mini	DSG 4	Verso	HSG	
80	80		28	25			40			130.08					●	●		●		●			
											80 878 810												

Centre jaw, grip

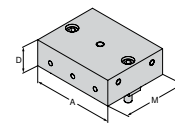
▲ Price per piece



For vice width	A	A ₁	D	D ₁	D ₂	E	M	M ₁	M ₂	£	Y4	NCG	H5G / -S / -Z	X5G-Z / -S	ESG 4	ESG 5	HDG 2	ZSG 4	ZSG mini	DSG 4	Verso	HSG	
80	80		28	25			72			267.50											●		
125	125		40	37			98			349.32											●		
											80 906 300												
											80 906 304												

Centre jaw, smooth

▲ Price per piece


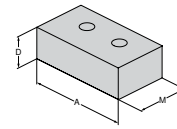


For vice width	A	A ₁	D	D ₁	D ₂	E	M	M ₁	M ₂	£	Y4	NCG	H5G / -S / -Z	X5G-Z / -S	ESG 4	ESG 5	HDG 2	ZSG 4	ZSG mini	DSG 4	Verso	HSG	
80	80		28				72			205.60											●		
125	125		40				98			305.26											●		
											80 906 301												
											80 906 305												

System jaws overview

Alu jaw, movable


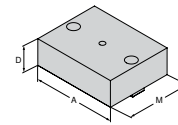
- ▲ for producing shaped jaws
- ▲ Price per piece



For vice width	A	A ₁	D	D ₁	D ₂	E	M	M ₁	M ₂	£	Y4	NCG	H5G / -S / -Z	X5G-Z / -S	ESG 4	ESG 5	HDG 2	ZSG 4	ZSG mini	DSG 4	Verso	HSG	
80	80		28				48			82.87	80 878 850				●	●		●		●			
125	125		40				68			94.41	80 878 550				●						●		

Centre jaw, Alu

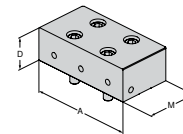
- ▲ for producing shaped jaws
- ▲ Price per piece



For vice width	A	A ₁	D	D ₁	D ₂	E	M	M ₁	M ₂	£	Y4	NCG	H5G / -S / -Z	X5G-Z / -S	ESG 4	ESG 5	HDG 2	ZSG 4	ZSG mini	DSG 4	Verso	HSG	
80	80		28				72			74.48	80 906 302										●		
125	125		40				98			100.70	80 906 306										●		

Block jaw, movable


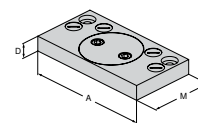
- ▲ Price per piece



For vice width	A	A ₁	D	D ₁	D ₂	E	M	M ₁	M ₂	£	Y4	NCG	H5G / -S / -Z	X5G-Z / -S	ESG 4	ESG 5	HDG 2	ZSG 4	ZSG mini	DSG 4	Verso	HSG	
80	80		28				40			233.93	80 901 31300				●	●		●		●			
125	125		40				66			329.39	80 901 31500				●						●		

Pendulum jaw, movable

- ▲ to accommodate 6-way reversible jaws
- ▲ Price per piece

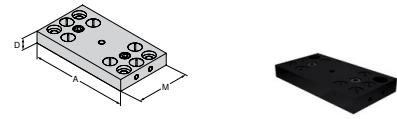


For vice width	A	A ₁	D	D ₁	D ₂	E	M	M ₁	M ₂	£	Y4	NCG	H5G / -S / -Z	X5G-Z / -S	ESG 4	ESG 5	HDG 2	ZSG 4	ZSG mini	DSG 4	Verso	HSG	
80	125		19				76			393.38	80 878 870				●						●		
125	180		22				95			409.11	80 878 570				●			●		●			

System jaws overview

Centre jaw adapter plate, fixed

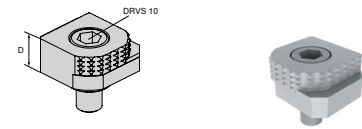
- ▲ to accommodate 6-way reversible jaws
- ▲ Price per piece



For vice width	A	A ₁	D	D ₁	D ₂	E	M	M ₁	M ₂	£	Y4	NCG	H5G / -S / -Z	X5G-Z / -S	ESG 4	ESG 5	HDG 2	ZSG 4	ZSG mini	DSG 4	Verso	HSG	
80	125		19				72			280.08													
125	180		22				98			332.53											●		

6 function indexable jaw

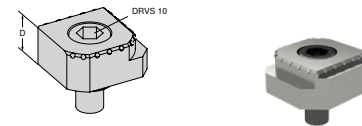
- ▲ 1 = Smooth, carbide coated
- ▲ 2 = Grip with 3 mm step
- ▲ 3 = Grip with 8 mm step
- ▲ 4 = Grip with 18 mm step
- ▲ 5 = Rough grip with 8 mm step
- ▲ 6 = Round grip
- ▲ M_{max} = 60 Nm
- ▲ Including fixation screws



For vice width	A	A ₁	D	D ₁	D ₂	E	M	M ₁	M ₂	£	Y4	NCG	H5G / -S / -Z	X5G-Z / -S	ESG 4	ESG 5	HDG 2	ZSG 4	ZSG mini	DSG 4	Verso	HSG	
			18							77.63													

6x indexable jaw, carbide grip

- ▲ 1 = Smooth
- ▲ 2 = Carbide grip
- ▲ 3 = Carbide grip with 3 mm step
- ▲ 4 = Carbide grip with 8 mm step
- ▲ 5 = Round carbide grip with 8 mm step
- ▲ 6 = Round carbide grip
- ▲ Incl. fixing screws



For vice width	A	A ₁	D	D ₁	D ₂	E	M	M ₁	M ₂	£	Y4	NCG	H5G / -S / -Z	X5G-Z / -S	ESG 4	ESG 5	HDG 2	ZSG 4	ZSG mini	DSG 4	Verso	HSG	
			18							112.24													


System accessories overview

Plastic protection plugs

DSG
4



G	80 906 ...
M10x12	£ Y4 1.05 500



The all-rounder for workpiece clamping


The new multiple vice enables you to easily clamp many small and large workpieces on a 3-, 4-, or 5-axis machine. Even slimmer jaws have further increased the part thickness.

Your benefits:

- ▲ Hardened and ground teeth ensure the highest level of precision and dimensional stability
- ▲ Fast jaw changeover system for fixed and adjustable jaws
- ▲ Full modular range for all types of machining centres
- ▲ Multi-clamping with wedge grip elements
- ▲ Extensive modular system jaw range
- ▲ Simple clamping bar extension with connecting element



Clamping/aligning:



Using T-slots or screws
Alignment in the T-slot (14, 16, 18 mm)
with the matching alignment set for T-slots.
For 12 mm T-slot: use two \varnothing 12 cylinder pins.



Using clamping claws
Alignment set and clamping using
clamping claws attached at the side.



Using grid holes
Position and fasten the workpieces using
two \varnothing 12f7 / M12 dowel screws in the
first and last holes of the clamping bar.
Additional fastening using M12 cylindrical
screws in the remaining holes.

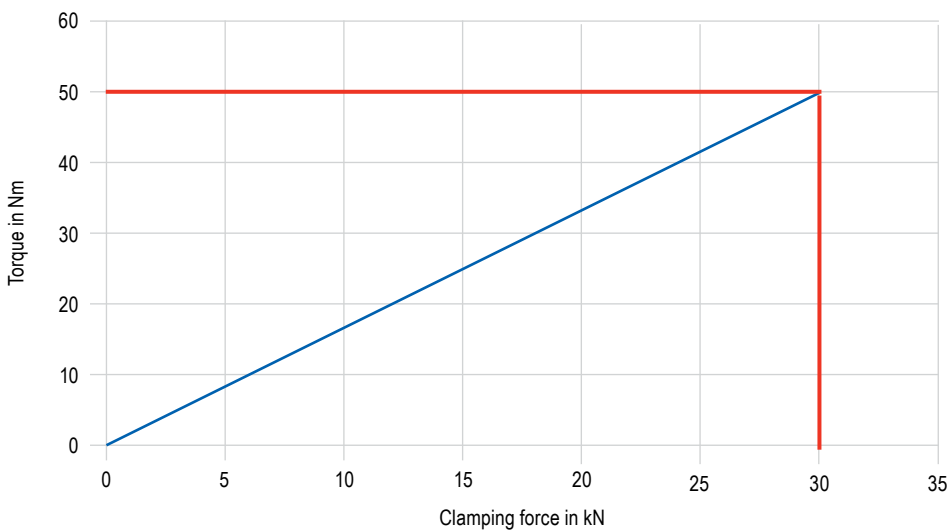
Clamping/aligning:



With a zero point clamping system
The clamping bar is equipped with MNG interfaces that enable MNG clamping bolts to be attached (up to a base body length of 500 mm = 2 clamping bolts / from 600 mm upwards = 3 clamping bolts).


Clamping force:

Verso tightening torque/clamping force

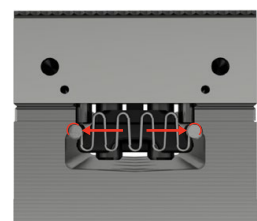


Quick jaw change for fixed and adjustable jaws

The Verso multiple vice is equipped with a quick jaw change system as standard. Simply use the two screws to release, remove or reposition the fixed and adjustable jaw. The jaws are removed in an upwards direction, allowing each jaw to be removed individually, without taking out any others. This reduces the set-up time significantly.



Release position



Clamping position



Undo screws




Take off and insert



Tighten screws

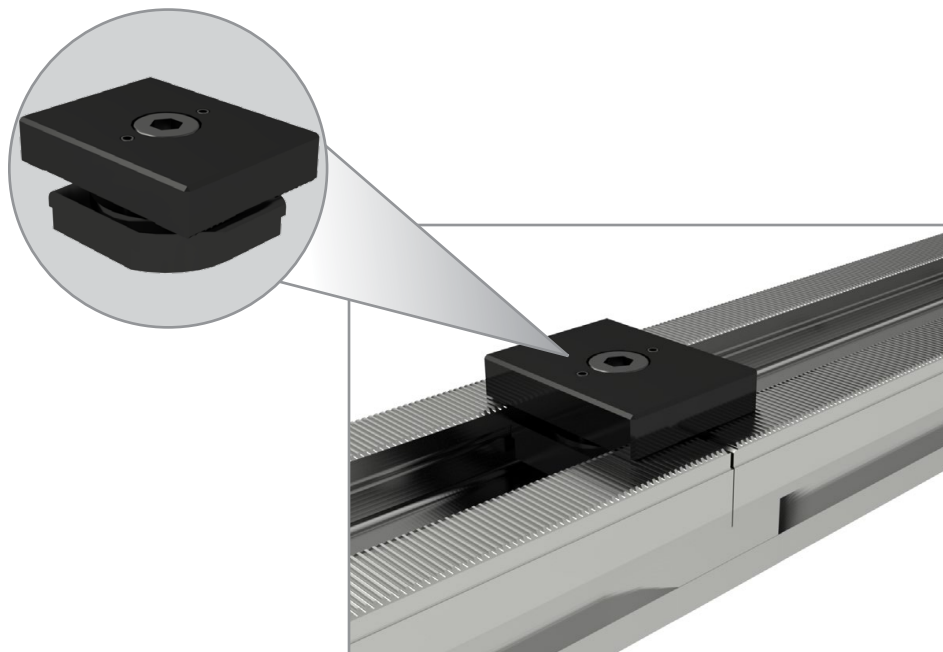
Quick jaw change

The fixed and adjustable jaws of the Verso multiple vice system are equipped with a quick jaw change system as standard. Two screws can be used to release and change the jaw, making jaw changes extremely quick.



Connecting the clamping bars

A connecting element allows two or more Verso clamping bars to be combined with one another or extended.

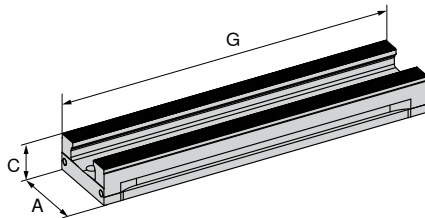



PolyClamp – Verso

- ▲ For single and multi-clamping
- ▲ Multi-clamping with wedge grip elements
- ▲ Workpieces can be clamped on 3-, 4- or 5-axis machine
- ▲ Adapter plates for MNG available

Scope of supply:

Body without jaws



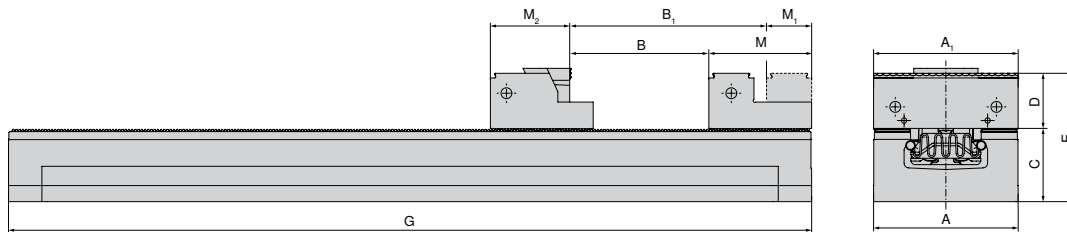
NEW

80 914 ...
£
Y4
773.11 09000
1,016.48 09100
1,226.28 09200
1,474.89 09300
1,574.55 09400

A	C	G	MXC	WT
mm	mm	mm	kN	kg
90	45	260	0 - 50	5.0
90	45	400	0 - 50	7.7
90	45	500	0 - 50	9.6
90	45	600	0 - 50	11.5
90	45	650	0 - 50	12.5

Verso – Structural dimension table

Clamping rail



A	A ₁	B	B ₁	C	D	E	G	M	M ₁	M ₂
mm	mm	mm	mm	mm	mm	mm	mm	mm	mm	mm
90	40 / 65 / 90	145	181	45	35	80	260	64	28	53,5
90	40 / 65 / 90	285	321	45	35	80	400	64	28	53,5
90	40 / 65 / 90	385	421	45	35	80	500	64	28	53,5
90	40 / 65 / 90	485	521	45	35	80	600	64	28	53,5
90	40 / 65 / 90	535	571	45	35	80	650	64	28	53,5



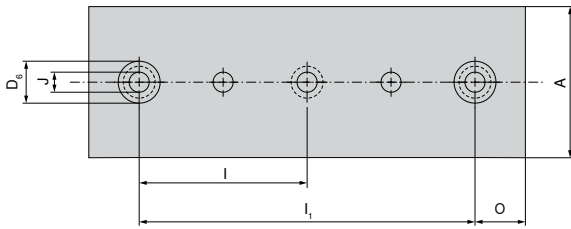
When using the 90 mm pendulum jaw grip and parallel clamping jaws, dimensions B, B₁ and M₂ will differ.

Vice guide

Underside Dimensions	115	Overview of clamping ranges	116
System accessories	117–124	General accessories	164–183

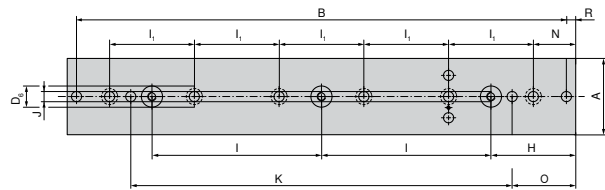
Verso underside dimensions

Base width 90 mm and length 260 mm



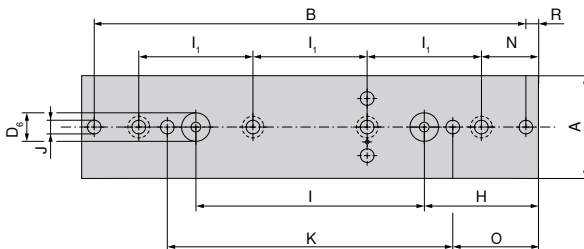
A	D ₆ H7	I _{±0.015}	I _{1±0.015}	J _{F7}	O _{±0.015}
mm	mm	mm	mm	mm	mm
90	25	100	200	12	30

Base width 90 mm and length 600 mm



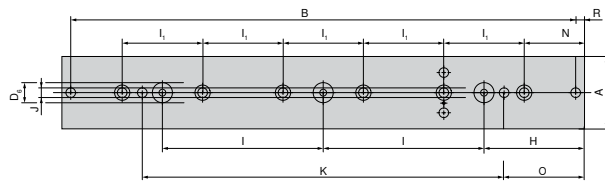
A	B	D ₆ H7	H _{±0.015}	I _{±0.015}	I _{1±0.015}	J _{F7}	K _{±0.015}	N	O _{±0.015}	R
mm	mm	mm	mm	mm	mm	mm	mm	mm	mm	mm
90	578	25	100	200	100	12	450	50	75	11

Base width 90 mm and length 400 mm



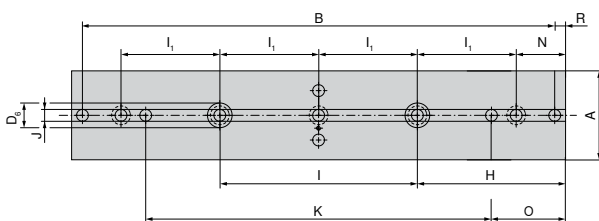
A	B	D ₆ H7	H _{±0.015}	I _{±0.015}	I _{1±0.015}	J _{F7}	K _{±0.015}	N	O _{±0.015}	R
mm	mm	mm	mm	mm	mm	mm	mm	mm	mm	mm
90	378	25	100	200	100	12	250	50	75	11

Base width 90 mm and length 650 mm



A	B	D ₆ H7	H _{±0.015}	I _{±0.015}	I _{1±0.015}	J _{F7}	K _{±0.015}	N	O _{±0.015}	R
mm	mm	mm	mm	mm	mm	mm	mm	mm	mm	mm
90	628	25	125	200	100	12	450	75	100	11

Base width 90 mm and length 500 mm

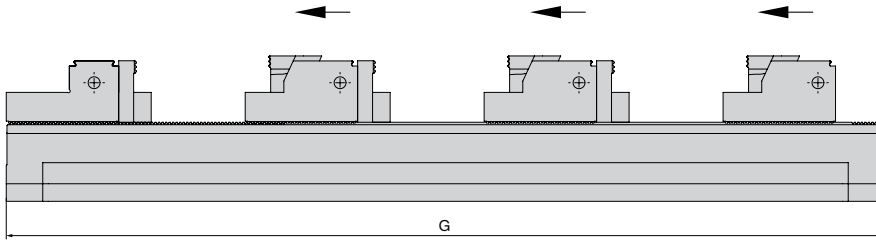


A	B	D ₆ H7	H _{±0.015}	I _{±0.015}	I _{1±0.015}	J _{F7}	K _{±0.015}	N	O _{±0.015}	R
mm	mm	mm	mm	mm	mm	mm	mm	mm	mm	mm
90	478	25	150	200	100	12	350	50	75	11

Verso – Overview of clamping ranges

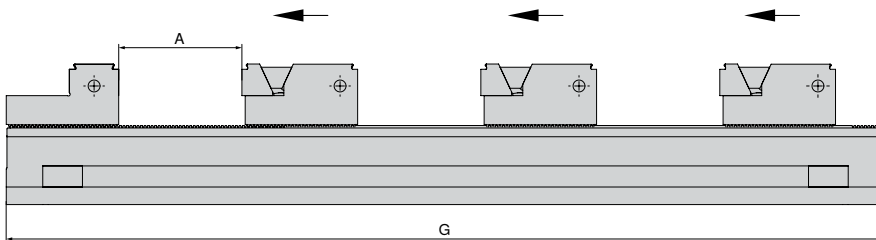
The clamping range shows the max. workpiece size depending on the number of clamping points for the individual clamping bar lengths.

Adjustable jaws with 40 mm pull-down jaw grip



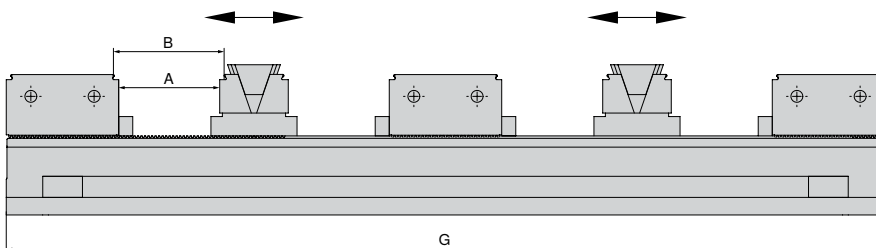
G mm	Number of workpieces							Article no. Vices
	1	2	3	4	5	6	7	
260	134	36	–	–	–	–	–	80 914 09000
400	274	106	50	22	–	–	–	80 914 09100
500	374	156	82	45	24	–	–	80 914 09200
600	474	206	116	72	44	26	–	80 914 09300
650	524	230	135	84	54	34	20	80 914 09400

Adjustable jaws with parallel clamping jaws



G mm	Number of workpieces									Article no. Vices
	1 A	2 A	3 A	4 A	5 A	6 A	7 A	8 A	9 A	
260	175	59	–	–	–	–	–	–	–	80 914 09000
400	315	129	67	27	10	–	–	–	–	80 914 09100
500	415	179	100	61	30	15	–	–	–	80 914 09200
600	515	229	133	86	57	32	19	10	–	80 914 09300
650	565	254	150	98	67	46	26	16	8	80 914 09400

With wedge grip elements



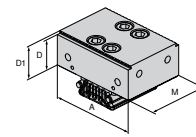
G mm	Number of workpieces								Article no. Vices
	2		4		6		8		
	A	B	A	B	A	B	A	B	
260	45	50	–	–	–	–	–	–	80 914 09000
400	115	120	31	36	–	–	–	–	80 914 09100
500	165	170	56	61	19	24	–	–	80 914 09200
600	215	220	81	86	36	41	14	19	80 914 09300
650	240	245	93	98	44	49	20	25	80 914 09400

System jaws overview

Stop jaw, fixed, grip 2,9 mm

▲ Price per piece

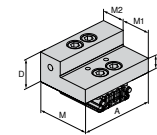
For vice width	A	A ₁	D	D ₁	D ₂	E	M	M ₁	M ₂	£	Y4	NCG	H5G / -S / -Z	X5G-Z / -S	ESG 4	ESG 5	HDG 2	ZSG 4	ZSG mini	DSG 4	Versto	HSG	
90	90		32	34,9			64			329.39	NEW												



Indexable jaw, fixed, smooth

▲ Price per piece

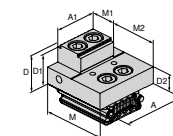
For vice width	A	A ₁	D	D ₁	D ₂	E	M	M ₁	M ₂	£	Y4	NCG	H5G / -S / -Z	X5G-Z / -S	ESG 4	ESG 5	HDG 2	ZSG 4	ZSG mini	DSG 4	Versto	HSG	
90	90		34,9	17			64	35,9	28,1	349.32	NEW												



Stop jaw, fixed, grip 2,9 mm

▲ Price per piece

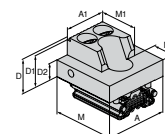
For vice width	A	A ₁	D	D ₁	D ₂	E	M	M ₁	M ₂	£	Y4	NCG	H5G / -S / -Z	X5G-Z / -S	ESG 4	ESG 5	HDG 2	ZSG 4	ZSG mini	DSG 4	Versto	HSG	
90	65		34,9	32	17		64	28,1	35,9	338.83	NEW												
90	65	40	34,9	32	17		64	28,1	35,9	327.29	NEW												
90	90		34,9	32	17		64	28,1	35,9	349.32	NEW												



Reversible adjustable jaw profiled, grip 2,9 mm

▲ Price per piece

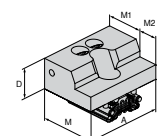
For vice width	A	A ₁	D	D ₁	D ₂	E	M	M ₁	M ₂	£	Y4	NCG	H5G / -S / -Z	X5G-Z / -S	ESG 4	ESG 5	HDG 2	ZSG 4	ZSG mini	DSG 4	Versto	HSG	
90	65		34,9	32	17		64	42	22	338.83	NEW												
90	65	40	34,9	32	17		64	42	22	327.29	NEW												
90	90		34,9	32	17		64	42	22	349.32	NEW												



Reversible adjustable jaw, smooth

▲ Price per piece

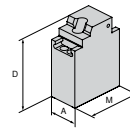
For vice width	A	A ₁	D	D ₁	D ₂	E	M	M ₁	M ₂	£	Y4	NCG	H5G / -S / -Z	X5G-Z / -S	ESG 4	ESG 5	HDG 2	ZSG 4	ZSG mini	DSG 4	Versto	HSG	
90	90		34,9	17			64	42	22	349.32	NEW												



System jaws overview

Reversible adjustable jaw, high

▲ Price per piece



For vice width	A	A ₁	D	D ₁	D ₂	E	M	M ₁	M ₂
90	65		165				124		

£ 1,166.49

NEW

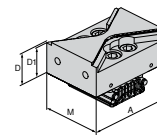
Y4

NCG	H5G / -S / -Z	X5G-Z / -S	ESG 4	ESG 5	HDG 2	ZSG 4	ZSG mini	DSG 4	Verzo	HSG
									●	

80 914 31700

Prismatic jaw, smooth, grip 2,9 mm

▲ Price per piece



For vice width	A	A ₁	D	D ₁	D ₂	E	M	M ₁	M ₂
90	90		34,9	32			64		

£ 349.32

NEW

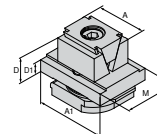
Y4

NCG	H5G / -S / -Z	X5G-Z / -S	ESG 4	ESG 5	HDG 2	ZSG 4	ZSG mini	DSG 4	Verzo	HSG
									●	

80 914 31900

Wedge jaw

▲ Price per piece



For vice width	A	A ₁	D	D ₁	D ₂	E	M	M ₁	M ₂
90	40	65	35	11			49		
90	40	65	39	11			49		

£ 333.58
227.63

NEW

Y4

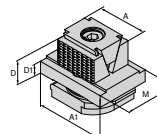
NCG	H5G / -S / -Z	X5G-Z / -S	ESG 4	ESG 5	HDG 2	ZSG 4	ZSG mini	DSG 4	Verzo	HSG
									●	
									●	

80 914 32100

80 914 32400

Wedge grip jaw

▲ Price per piece



For vice width	A	A ₁	D	D ₁	D ₂	E	M	M ₁	M ₂
90	40	65	35	11			49		
90	40	65	39	11			49		

£ 356.66
227.63

NEW

Y4

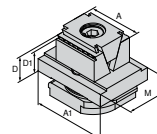
NCG	H5G / -S / -Z	X5G-Z / -S	ESG 4	ESG 5	HDG 2	ZSG 4	ZSG mini	DSG 4	Verzo	HSG
									●	
									●	

80 914 32200

80 914 32500

Wedge grip jaw, 3 mm

▲ Price per piece



For vice width	A	A ₁	D	D ₁	D ₂	E	M	M ₁	M ₂
90	40	65	35	32			49		

£ 356.66

NEW

Y4

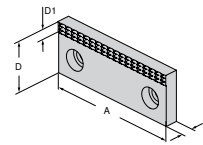
NCG	H5G / -S / -Z	X5G-Z / -S	ESG 4	ESG 5	HDG 2	ZSG 4	ZSG mini	DSG 4	Verzo	HSG
									●	

80 914 32300

System jaws overview

Jaw, grip

▲ Price per piece

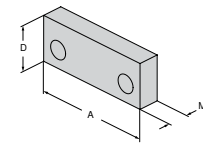


For vice width	A	A ₁	D	D ₁	D ₂	E	M	M ₁	M ₂	£	NEW	Y4	NCG	H5G / -S / -Z	X5G-Z / -S	ESG 4	ESG 5	HDG 2	ZSG 4	ZSG mini	DSG 4	Verso	HSG		
65	65		35	7			10			39.86		80 889 656													
65	40		35	7			10			35.67		80 889 406													●
90	90		35	7			10			45.11		80 889 906													●

Jaw, soft

▲ Material: 16MnCr5

▲ Price per piece

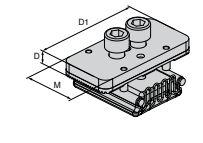


For vice width	A	A ₁	D	D ₁	D ₂	E	M	M ₁	M ₂	£	NEW	Y4	NCG	H5G / -S / -Z	X5G-Z / -S	ESG 4	ESG 5	HDG 2	ZSG 4	ZSG mini	DSG 4	Verso	HSG		
65	65		35				16			39.86		80 889 657													●
65	40		35				16			36.72		80 889 407													●
90	90		35				16			48.25		80 889 907													●

Base jaw

▲ Price per piece

▲ For Alu jaw Article no. 80 914 34200

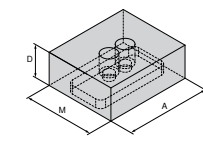


For vice width	A	A ₁	D	D ₁	D ₂	E	M	M ₁	M ₂	£	NEW	Y4	NCG	H5G / -S / -Z	X5G-Z / -S	ESG 4	ESG 5	HDG 2	ZSG 4	ZSG mini	DSG 4	Verso	HSG	
90			9,1	80			40			203.51		80 914 34100												●

Soft Alu-jaw

▲ Price per piece

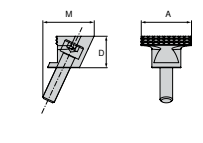
▲ For Base jaw Article no. 80 914 34100



For vice width	A	A ₁	D	D ₁	D ₂	E	M	M ₁	M ₂	£	NEW	Y4	NCG	H5G / -S / -Z	X5G-Z / -S	ESG 4	ESG 5	HDG 2	ZSG 4	ZSG mini	DSG 4	Verso	HSG	
90	90		34,9				75			77.63		80 914 34200												●

Pull-down jaw, grip

▲ Price per piece



For vice width	A	A ₁	D	D ₁	D ₂	E	M	M ₁	M ₂	£	NEW	Y4	NCG	H5G / -S / -Z	X5G-Z / -S	ESG 4	ESG 5	HDG 2	ZSG 4	ZSG mini	DSG 4	Verso	HSG	
90	40		25				41			100.70		80 914 32600												●

System jaws overview

Pull-down jaw, grip – round

▲ Price per piece

For vice width	A	A ₁	D	D ₁	D ₂	E	M	M ₁	M ₂	£	NEW	Y4	NCG	H5G / -S / -Z	X5G-Z / -S	ESG 4	ESG 5	HDG 2	ZSG 4	ZSG mini	DSG 4	Versto	HSG		
90	40		25				41			113.29															

Parallel clamping jaw, grip – round

▲ Price per piece

For vice width	A	A ₁	D	D ₁	D ₂	E	M	M ₁	M ₂	£	NEW	Y4	NCG	H5G / -S / -Z	X5G-Z / -S	ESG 4	ESG 5	HDG 2	ZSG 4	ZSG mini	DSG 4	Versto	HSG		
90	40		25				41			209.80															

Parallel clamping jaw

▲ Price per piece

For vice width	A	A ₁	D	D ₁	D ₂	E	M	M ₁	M ₂	£	NEW	Y4	NCG	H5G / -S / -Z	X5G-Z / -S	ESG 4	ESG 5	HDG 2	ZSG 4	ZSG mini	DSG 4	Versto	HSG	
90	40		25	22			41			168.89														
90	65		25	22			41			207.70														
90	90		25	22			41			249.66														

Pendulum jaw, grip

▲ Price per piece

For vice width	A	A ₁	D	D ₁	D ₂	E	M	M ₁	M ₂	£	NEW	Y4	NCG	H5G / -S / -Z	X5G-Z / -S	ESG 4	ESG 5	HDG 2	ZSG 4	ZSG mini	DSG 4	Versto	HSG		
90	90		25				41			174.13															

Clamping Wedge

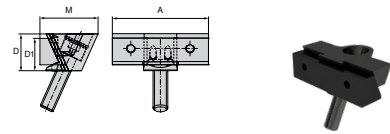
▲ Price per piece

For vice width	A	A ₁	D	D ₁	D ₂	E	M	M ₁	M ₂	£	NEW	Y4	NCG	H5G / -S / -Z	X5G-Z / -S	ESG 4	ESG 5	HDG 2	ZSG 4	ZSG mini	DSG 4	Versto	HSG		
90	90		25				41			191.97															

System jaws overview

Parallel clamping jaw, smooth

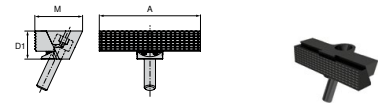
▲ Price per piece



For vice width	A	A ₁	D	D ₁	D ₂	E	M	M ₁	M ₂	£	NEW	Y4	NCG	H5G / -S / -Z	X5G-Z / -S	ESG 4	ESG 5	HDG 2	ZSG 4	ZSG mini	DSG 4	Verso	HSG		
90	40		25	22			41			160.50		80 914 33400													
90	65		25	22			41			260.15		80 914 33500													
90	90		25	22			41			274.84		80 914 33600													

Parallel clamping jaw, grip

▲ Price per piece

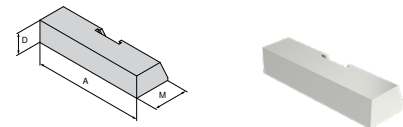


For vice width	A	A ₁	D	D ₁	D ₂	E	M	M ₁	M ₂	£	NEW	Y4	NCG	H5G / -S / -Z	X5G-Z / -S	ESG 4	ESG 5	HDG 2	ZSG 4	ZSG mini	DSG 4	Verso	HSG		
90	90			25			42,5			249.66		80 914 33700													

Jaw, steel

▲ Material: 16MnCr5

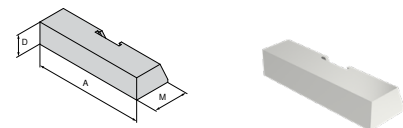
▲ Price per piece



For vice width	A	A ₁	D	D ₁	D ₂	E	M	M ₁	M ₂	£	NEW	Y4	NCG	H5G / -S / -Z	X5G-Z / -S	ESG 4	ESG 5	HDG 2	ZSG 4	ZSG mini	DSG 4	Verso	HSG	
90	90		18				30			79.72		80 914 33800												

Jaw, alu

▲ Price per piece

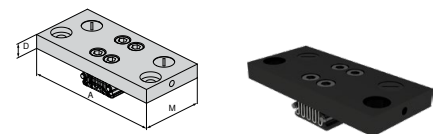


For vice width	A	A ₁	D	D ₁	D ₂	E	M	M ₁	M ₂	£	NEW	Y4	NCG	H5G / -S / -Z	X5G-Z / -S	ESG 4	ESG 5	HDG 2	ZSG 4	ZSG mini	DSG 4	Verso	HSG	
90	90		18				30			79.72		80 914 33900												

Fixed adaptor jaw

▲ to accommodate 6-way reversible jaws

▲ Price per piece

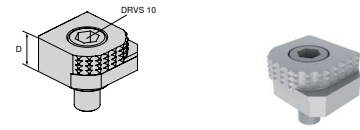


For vice width	A	A ₁	D	D ₁	D ₂	E	M	M ₁	M ₂	£	NEW	Y4	NCG	H5G / -S / -Z	X5G-Z / -S	ESG 4	ESG 5	HDG 2	ZSG 4	ZSG mini	DSG 4	Verso	HSG	
90	160		17				74			435.34		80 914 34000												

System jaws overview

6 function indexable jaw

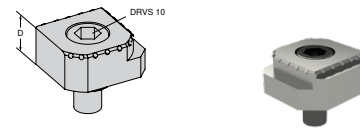
- ▲ 1 = Smooth, carbide coated
- ▲ 2 = Grip with 3 mm step
- ▲ 3 = Grip with 8 mm step
- ▲ 4 = Grip with 18 mm step
- ▲ 5 = Rough grip with 8 mm step
- ▲ 6 = Round grip
- ▲ $M_{max} = 60 \text{ Nm}$
- ▲ Including fixation screws



For vice width	A	A ₁	D	D ₁	D ₂	E	M	M ₁	M ₂	£	Y4	NCG	H5G / -S / -Z	X5G-Z / -S	ESG 4	ESG 5	HGG 2	ZSG 4	ZSG mini	DSG 4	Verso	HSG
			18							77.63	80 892 246	●	●	●	●			●		●	●	

6x indexable jaw, carbide grip

- ▲ 1 = Smooth
- ▲ 2 = Carbide grip
- ▲ 3 = Carbide grip with 3 mm step
- ▲ 4 = Carbide grip with 8 mm step
- ▲ 5 = Round carbide grip with 8 mm step
- ▲ 6 = Round carbide grip
- ▲ Incl. fixing screws

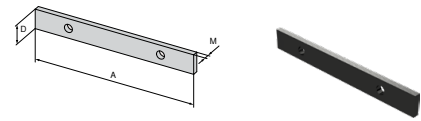


For vice width	A	A ₁	D	D ₁	D ₂	E	M	M ₁	M ₂	£	Y4	NCG	H5G / -S / -Z	X5G-Z / -S	ESG 4	ESG 5	HGG 2	ZSG 4	ZSG mini	DSG 4	Verso	HSG
			18							112.24	80 890 35300	●	●	●	●			●		●	●	

Workpiece supports overview

Workpiece support

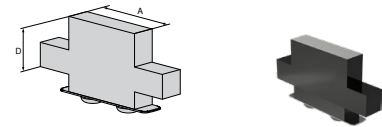
▲ Price for 2 pieces



For vice width	A	A ₁	D	D ₁	D ₂	E	M	M ₁	M ₂	£	NEW	Y4	NCG	H5G / -S / -Z	X5G-Z / -S	ESG 4	ESG 5	HDG 2	ZSG 4	ZSG mini	DSG 4	Verso	HSG	
90	90		11				3			51.40		80 914 73100											•	

Workpiece supports, offset

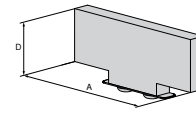
▲ Price for 2 pieces



For vice width	A	A ₁	D	D ₁	D ₂	E	M	M ₁	M ₂	£	NEW	Y4	NCG	H5G / -S / -Z	X5G-Z / -S	ESG 4	ESG 5	HDG 2	ZSG 4	ZSG mini	DSG 4	Verso	HSG	
90	40		30							83.92		80 914 70200											•	
90	40		25							83.92		80 914 70100											•	

Workpiece supports, offset

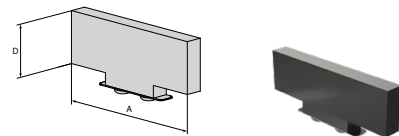
▲ Price for 2 pieces



For vice width	A	A ₁	D	D ₁	D ₂	E	M	M ₁	M ₂	£	NEW	Y4	NCG	H5G / -S / -Z	X5G-Z / -S	ESG 4	ESG 5	HDG 2	ZSG 4	ZSG mini	DSG 4	Verso	HSG	
90	65		11							83.92		80 914 71100											•	
90	65		17							83.92		80 914 71200											•	
90	65		25							83.92		80 914 71300											•	
90	65		30							83.92		80 914 71400											•	

Workpiece supports, offset

▲ Price for 2 pieces



For vice width	A	A ₁	D	D ₁	D ₂	E	M	M ₁	M ₂	£	NEW	Y4	NCG	H5G / -S / -Z	X5G-Z / -S	ESG 4	ESG 5	HDG 2	ZSG 4	ZSG mini	DSG 4	Verso	HSG	
90	90		11							83.92		80 914 72100											•	
90	90		17							83.92		80 914 72200											•	
90	90		25							83.92		80 914 72300											•	
90	90		30							83.92		80 914 72400											•	

System accessories overview

Adjustable stop with basic body

- ▲ for vibration damping
- ▲ height adjustable 16 – 17 mm

Verso

NEW

H mm	A mm	M mm	80 914 ...
16	72	50	£ Y4 232.88 50100

Clamping Screw Set for T-slot for MNG

- Scope of supply:
Clamping screw and T-Nuts

Verso

NEW

for slot width mm	G	80 914 ...
20	M12	£ Y4 41.96 50500
22	M12	£ Y4 48.25 50600
24	M12	£ Y4 57.70 50700

Support

- ▲ for vibration damping: Article no. 80 914 50100

Verso

NEW

H mm	A mm	M mm	80 914 ...
8	20	28	£ Y4 59.79 50200
13	20	28	£ Y4 59.79 50300

Alignment Pin

Verso

NEW

D ₁ mm	D ₂ mm	80 914 ...
12	14	£ Y4 102.80 81400
12	16	£ Y4 102.80 81600
12	18	£ Y4 102.80 81800

Joint

- ▲ to connect 2 basic bodies

Verso

NEW


A mm	80 914 ...
90	£ Y4 176.23 50400

Cover

Verso

NEW

A mm	D mm	M mm	80 914 ...
50	84	0,5	£ Y4 14.69 51000
50	86	0,5	£ Y4 6.29 50800
200	86	0,5	£ Y4 9.44 50900



Hotly anticipated – now also for round components

Machining round components has become daily routine for many companies. We now have a solution in the portfolio in the form of the SBF 3 stationary three-jaw chuck – fully compatible with the in-house MNG and PNG zero point clamping systems for rapid, uncomplicated handling.

Your benefits:

- ▲ Suitable for 3/5-axis machining of round components
- ▲ Compatible with PNG and MNG zero point clamping systems
- ▲ Quick change jaw system with single release of jaws
- ▲ Spindle with hex connection




SBF 3 Ø 200 mm



SBF 3 Ø 315 mm

Technical information – cross-section diagram



- | | |
|--|---|
| <p>1 Wedge bar drive
Allows for excellent machining results</p> | <p>7 Base jaws with angled teeth (SFG)</p> |
| <p>2 Hardened and extremely stiff base body
Longer service life with maximum precision as a result – even at the highest clamping force</p> | <p>8 Locking mechanism
Guarantees secure engagement of the base jaw teeth with the wedge bar teeth</p> |
| <p>3 Large through hole
For machining all common bar material diameters (optional: enlargement of through hole)</p> | <p>9 Engagement pin
For pre-positioning the base jaw</p> |
| <p>4 Optimised lubrication system
For high degree of efficiency</p> | <p>10 Actuation via hex connection
Easier operation as a result</p> |
| <p>5 Mounting threads
For workpiece stops or cover plates</p> | <p>11 Pushbutton for jaw change
For extremely short setup times</p> |
| <p>6 Quick jaw change system
Single release of jaws, meaning extremely short setup times</p> | <p>12 Indicator pin
For visual stroke monitoring of the manual clamping chuck</p> |

SBF 3 three-jaw chuck (Ø 200 mm) with console

- ▲ Suitable for 3/5-axis machining of round components
- ▲ Compatible with PNG and MNG zero point clamping systems (zero point clamping bolts must be ordered separately)
- ▲ Quick change jaw system with single release of jaws
- ▲ Spindle with hex connection

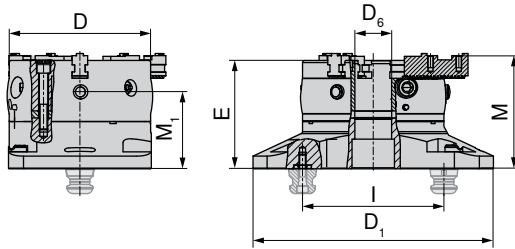
Scope of supply:

SBF 3 three-jaw chuck (Ø 200 mm) including console (PNG- and MNG-compatible)

1 set GBA base jaws

1 set SB-H stepped jaws

6 fixing screws and clamping key



D	D ₁	D ₆	E	I	M	M ₁	MXC	TQX	DRVS	Stroke / jaw	Tooth pitch	WT
mm	mm	mm	mm	mm	mm	mm	kN	Nm	mm	mm	mm	kg
200	340	52	153,3	200	160,1	108,8	100	120	12	7	4.8	49.5

80 913 ...

£
Y4
3,753.32 20000

SBF 3 three-jaw chuck (Ø 315 mm) with console

- ▲ Suitable for 3/5-axis machining of round components
- ▲ Compatible with PNG and MNG zero point clamping systems (zero point clamping bolts must be ordered separately)
- ▲ Quick change jaw system with single release of jaws
- ▲ Spindle with hex connection

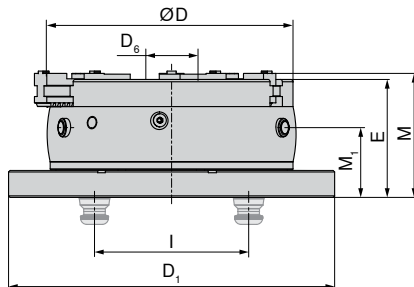
Scope of supply:

SBF 3 three-jaw chuck (Ø 315 mm) including console (PNG- and MNG-compatible)

1 set GBA base jaws

1 set SB-H stepped jaws

6 fixing screws and clamping key



D	D ₁	D ₆	E	I	M	M ₁	MXC	TQX	DRVS	Stroke / jaw	Tooth pitch	WT
mm	mm	mm	mm	mm	mm	mm	kN	Nm	mm	mm	mm	kg
315	423	92	153	200	160,86	90,5	180	220	16	9.9	7	95

80 913 ...

£
Y4
6,189.10 31500



The chuck is designed exclusively for stationary use – do not use while rotating!

System jaws overview


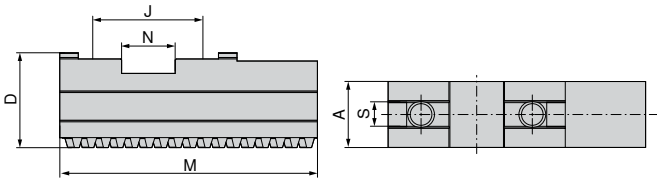
Base jaws (GBA) – set

- ▲ Base jaws with angled teeth
- ▲ Price per set of 3 pieces

Scope of supply:

3 base jaws with angled teeth
Including cylindrical screws

**SBF
3**



for	A mm	D mm	J mm	M mm	N mm	S mm	G	WT kg
SBF-3.200	22	32	40	90	20	10	M8x1	1.2
SBF-3.315	32	43	54	125	26	12	M12x1,5	3.1

80 913 ...

£	
Y4	
233.93	50300
384.98	60300


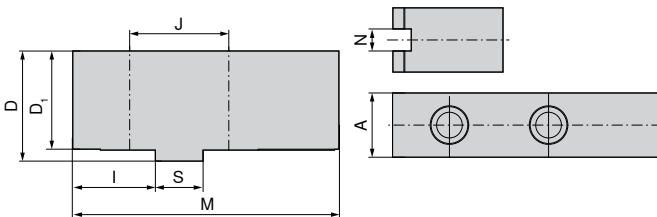
Soft top jaws (AB-W) – set

- ▲ Price per set of 3 pieces
- ▲ Material: 16MnCr5

Scope of supply:

3 soft top jaws

**SBF
3**



for	A mm	D mm	D ₁ mm	I mm	J mm	M mm	N mm	S mm	Hole for	WT kg
SBF-3.200	22	47	43	35	40	105	10	20	M8	2.0
SBF-3.315	35	60	54	45	54	145	12	26	M12	5.6

80 913 ...

£	
Y4	
45.11	50400
94.41	60400

System jaws overview


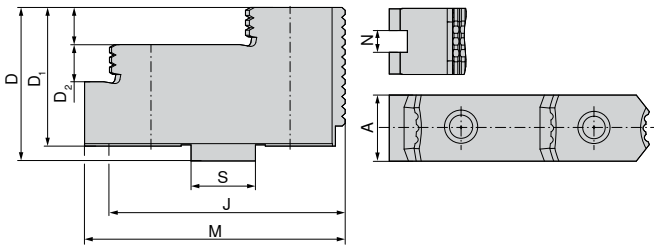
Hard stepped top jaws (AB-H) – set

▲ Price per set of 3 pieces

Scope of supply:

3 hard stepped top jaws

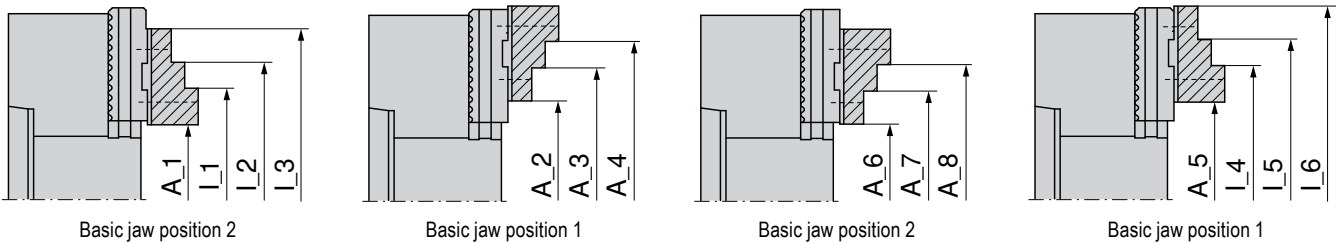
**SBF
3**



80 913 ...

for	A mm	D mm	D ₁ mm	D ₂ mm	J mm	M mm	N mm	S mm	Hole for	WT kg	£	
SBF-3.200	22	42	38	10	40	71,7	10	20	M8	2.4	199.31	50200
SBF-3.315	36	62	56	15	54	105	12	26	M12	3.3	290.57	60200

Dimension table – Hard stepped top jaws (AB-H)



3-jaw chuck	System jaw	External clamping range								
		A_1	A_2	A_3	A_4	A_5	A_6	A_7	A_8	
SBF-3.200	80 913 50200	SBF-3.AB-H.200.71.7.22.10	7-76	57-125	108-177	135-204	55-125	14-77	66-129	93-156
SBF-3.315	80 913 60200	SBF-3.AB-H.315.105.36.15	14-125	93-224	202-333	-	87-219	44-130	153-239	-

3-jaw chuck	System jaw	Internal clamping range						
		L_1	L_2	L_3	L_4	L_5	L_6	
SBF-3.200	80 913 50200	SBF-3.AB-H.200.71.7.22.10	72-141	99-168	151-220	120-189	147-216	199-268
SBF-3.315	80 913 60200	SBF-3.AB-H.315.105.36.15	93-204	202-313	-	167-298	276-407	-

System jaws overview


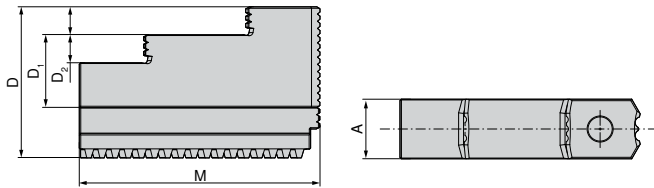
Hard stepped top jaws (SB-H) – set

- ▲ Stepped block jaws with angled teeth
- ▲ Price per set of 3 pieces

Scope of supply:

3 hard stepped block jaws

**SBF
3**

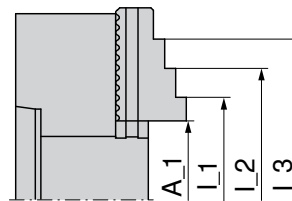


for	A mm	D mm	D ₁ mm	D ₂ mm	M mm	WT kg
SBF-3.200	22	60	35	10	94	1.9
SBF-3.315	32	81	46	15	129	5.5

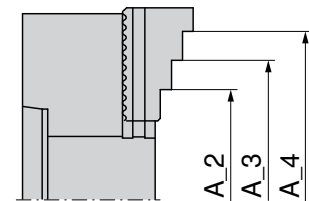
80 913 ...

£
Y4
403.87 50100
635.69 60100

Dimension table – Hard stepped top jaws (SB-H)



Hard stepped top jaws
steel 16MnCr5, case-hardened




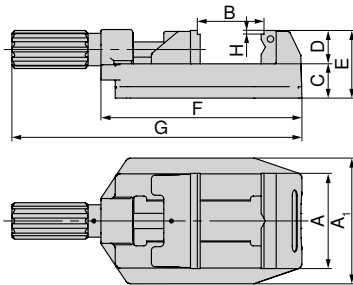
Hard stepped top jaws
steel 16MnCr5, case-hardened

3-jaw chuck	System jaw	External clamping range				Internal clamping range			
		A_1	A_2	A_3	A_4	L_1	L_2	L_3	
SBF-3.200	80 913 50100	SBF-3.SB-H.200.94.22.10	6–74	59–128	111–180	138–207	70–138	97–165	149–217
SBF-3.315	80 913 60100	SBF-3.SB-H.315.129.32.15	12–124	89–210	189–420	–	91–203	199–311	–

Manual machine vice

- ▲ handy, universal vice with large clamping range
- ▲ Stepped jaws with horizontal and vertical 120° prism
- ▲ Optional material stop can be used on both sides

HSG



A	A ₁	B	C	D	E	F	G	H	WT
mm	mm	mm	mm	mm	mm	mm	mm	mm	kg
80	112	0 - 81	36	35	71	194	286,5	4	4.5
100	132	0 - 100	36	35	71	211	304,5	4	5.6
125	156	0 - 131	40	40	84	274	386	4	11.2

80 893 ...

£

Y4

249.66 080


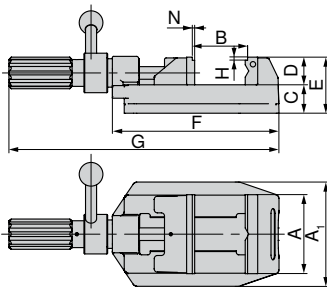
264.35 100

441.63 125

Manual machine vice with clamping aid

- ▲ Quick and accurate workpiece clamping using the clamping aid
- ▲ handy, universal vice with large clamping range
- ▲ Stepped jaws with horizontal and vertical 120° prism
- ▲ Optional material stop can be used on both sides
- ▲ N = Stroke with handle clamping

HSG



A	A ₁	B	C	D	E	F	G	H	N	WT
mm	mm	mm	mm	mm	mm	mm	mm	mm	mm	kg
100	132	0 - 100	36	35	71	211	342	4	1,5	6.1
125	156	0 - 133	44	40	84	274	405	4	1,5	11.7

80 893 ...

£

Y4

429.04 101

613.67 126

Vice guide

System accessories

132+133

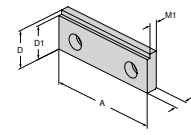
General accessories

164-183

Top jaws overview

Stepped jaw, smooth

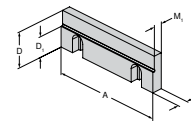
▲ Price per piece



For vice width	A	A ₁	D	D ₁	D ₂	E	M	M ₁	M ₂	£	Y4	NCG	H5G / -S / -Z	X5G-Z / -S	ESG 4	ESG 5	HDG 2	ZSG 4	ZSG mini	DSG 4	Verso	HSG		
80			35	31			10,2	7,2		43.01	80 893 082												●	
100			35	31			10,2	7,2		39.86	80 893 102													●
125			40	36			11,8	8,8		51.40	80 893 127													●

Stepped jaw, 17 mm

▲ Price per piece

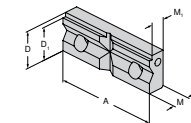


For vice width	A	A ₁	D	D ₁	D ₂	E	M	M ₁	M ₂	£	Y4	NCG	H5G / -S / -Z	X5G-Z / -S	ESG 4	ESG 5	HDG 2	ZSG 4	ZSG mini	DSG 4	Verso	HSG	
125			40	23			11,5	9,5		117.49	80 892 244												●

Prismatic jaw

▲ Prism jaw with horizontal and vertical prism

▲ price per piece



For clamping diameter	A	A ₁	D	D ₁	D ₂	E	M	M ₁	M ₂	£	Y4	NCG	H5G / -S / -Z	X5G-Z / -S	ESG 4	ESG 5	HDG 2	ZSG 4	ZSG mini	DSG 4	Verso	HSG	
9 - 31	80		35	31			15,8	12,8		51.40	80 893 083												●
9 - 31	100		35	31			15,8	12,8		63.99	80 893 103												●
11 - 41	125		40	36			17,8	14,8		112.24	80 893 128												●

→ Page 164-173
Here you will find other matching top jaws.

System accessories overview

Workpiece stop

- ▲ Fixed to the top section, either on the left, the right, or at both ends. The length adjustment can be performed quickly and accurately using a clamping screw.

HSG



80 893 ...


£
Y4
40.91 265

for width
mm
80/100/125

Guide rail

- ▲ Helps prevent accidents
- ▲ Prevents unwanted movement, lifting and dragging

HSG



80 893 ...

£
Y4
44.06 260

for width
mm
80/100/125

Clamping set

- ▲ A movable support with an eccentric swivel plate allows any clamping position to be adopted on machine tables with different T-slot arrangements. The inside slot of the vice body provides an additional fixing option, just as with the 80 893 260 guide rail.
- ▲ Price per Set

Scope of supply:

2 positioning clamps incl. clamping accessories.

HSG



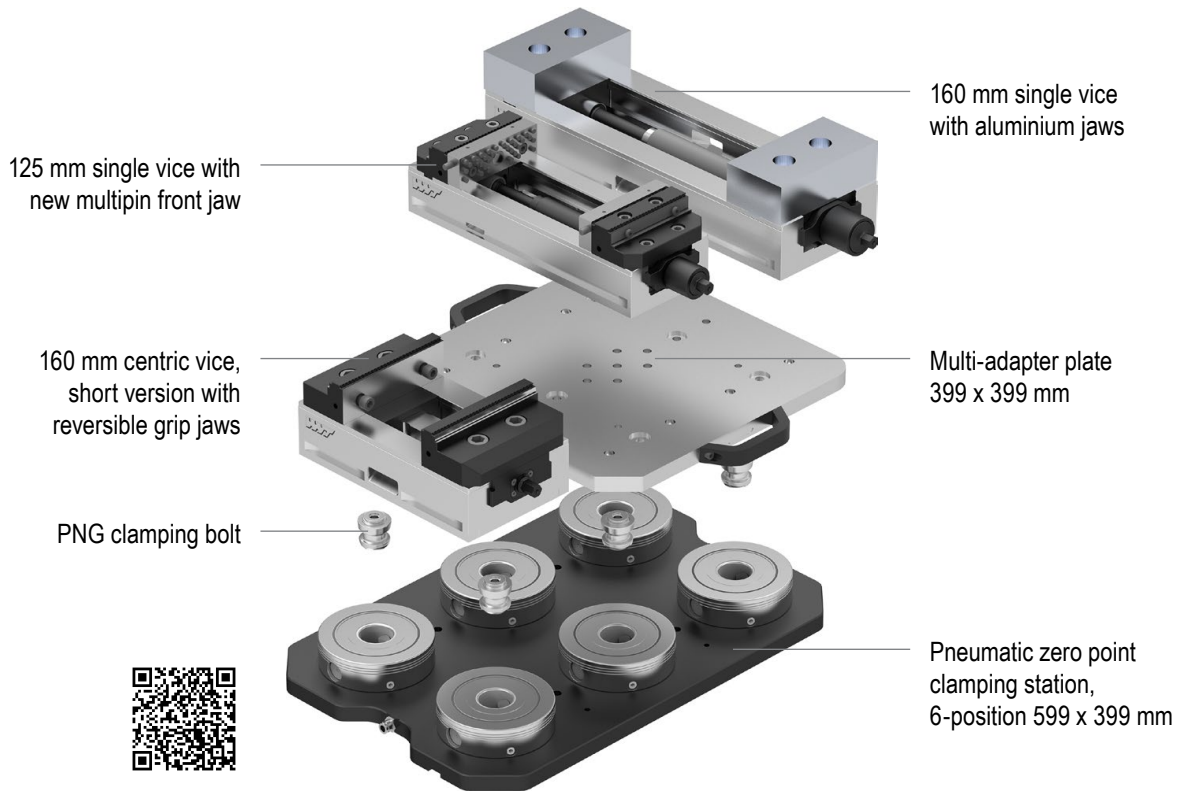
80 893 ...

£
Y4
114.34 250

for width
mm
80/100/125

for slot width
mm
12/14

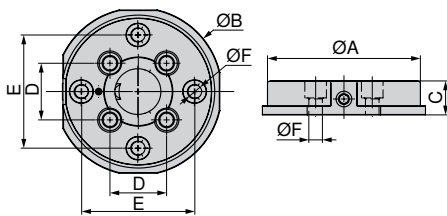
Overview of MNG and PNG zero point clamping system



MNG – Base plate, round

- ▲ MNG – Mechanical Zero-point Clamping System
- ▲ hardened and ground
- ▲ Repeatability ≤ 0.01 mm
- ▲ Insertion force 20 kN
- ▲ Torque 30 Nm

MNG



A	B	C ± 0.005	D	E	F $H7$	WT
mm	mm	mm	mm	mm	mm	kg
135	148	30	50	100	12	3.5

80 899 ...

£
Y4
548.63 125

Vice guide

System accessories

144+145

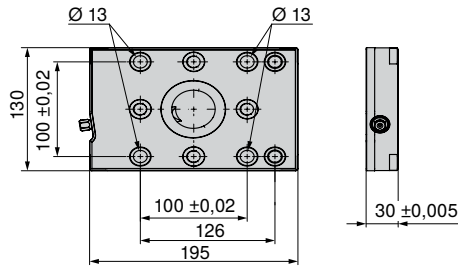
General accessories

164–183

MNG – Base plate, rectangular

- ▲ MNG – Mechanical Zero-point Clamping System
- ▲ Insertion force 20 kN on the clamping bolt
- ▲ Stainless and vacuum-hardened
- ▲ Repeatability ≤ 0.01 mm
- ▲ Tightening torque 30 Nm

MNG



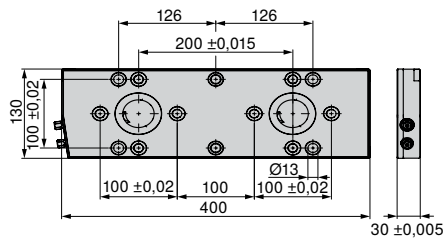
Size	WT
195x130 mm	5.2

80 899 ...
£
Y4
675.56 65000

MNG – Base plate, rectangular 2-location

- ▲ MNG – Mechanical Zero-point Clamping System
- ▲ Insertion force 20 kN on the clamping bolt
- ▲ Stainless and vacuum-hardened
- ▲ Repeatability ≤ 0.01 mm
- ▲ Tightening torque 30 Nm

MNG



Size	WT
400x130 mm	11

80 899 ...
£
Y4
1,395.17 65100

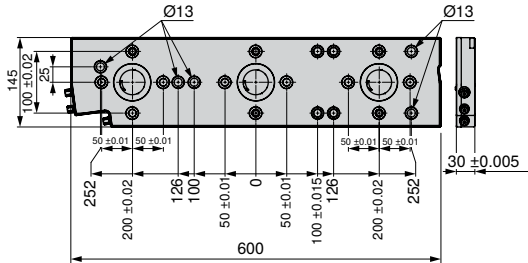
Vice guide

System accessories	144+145	General accessories	164-183
MNG clamping options	146-148		

MNG – Base plate, rectangular 3-location

- ▲ MNG – Mechanical Zero-point Clamping System
- ▲ Insertion force 20 kN on the clamping bolt
- ▲ Stainless and vacuum-hardened
- ▲ Repeatability ≤ 0.01 mm
- ▲ Tightening torque 30 Nm

MNG



Size	WT
600x145 mm	18 kg

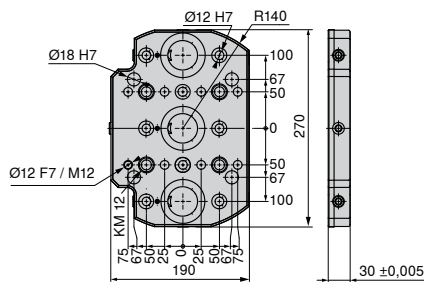
80 899 ...

£
Y4
2,252.20 65200

MNG – 3 location base plate, 270 x 190 mm

- ▲ MNG – Mechanical Zero-point Clamping System
- ▲ Clamping force 20 kN on each location bolt
- ▲ 4 x M12 mounting holes for T-slot nuts 50 mm spread
- ▲ 8 x dowel bushes Ø12 F7 / M12
- ▲ 4 x dowel holes Ø18 H7 for positioning

MNG



Size	WT
270x190 mm	9 kg

80 899 ...

£
Y4
2,023.52 230

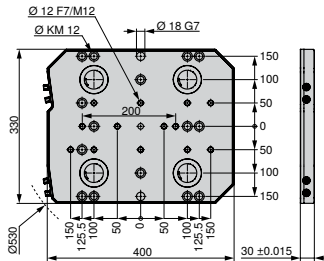
Vice guide

System accessories	144+145	General accessories	164–183
MNG clamping options	146–148		

MNG – 4 location base plate, 330 x 400 mm

- ▲ MNG – Mechanical Zero-point Clamping System
- ▲ Stainless and vacuum-hardened
- ▲ Insertion force 20 kN on the clamping bolt
- ▲ 15 x mounting holes for M12, for T-slot spacing 50, 63, 100, 125 mm
- ▲ 13 x mating holes Ø12 F7/M12
- ▲ 2 x mating holes Ø18 G7 for positioning
- ▲ 1 x mating holes Ø12 F7 for positioning

MNG



Size	WT
330x400 mm	28

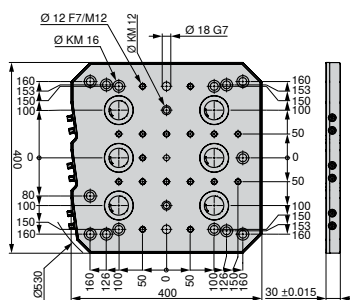
80 899 ...
£
Y4
3,159.59 63000 ¹⁾

1) Not ex-stock

MNG – 6 location base plate, 400 x 400 mm

- ▲ MNG – Mechanical Zero-point Clamping System
- ▲ Stainless and vacuum-hardened
- ▲ Insertion force 20 kN on the clamping bolt
- ▲ 14 x mounting holes for M16, for T-slot spacing 63, 80, 100, 125 mm
- ▲ 2 x mounting holes for M12
- ▲ 17 x mating holes Ø12 F7/M12
- ▲ 2 x mating holes Ø18 G7 for positioning
- ▲ 1 x mating holes Ø12 F7 for positioning

MNG



Size	WT
400x400 mm	33

80 899 ...
£
Y4
3,946.34 63100 ¹⁾

1) Not ex-stock

Vice guide

System accessories

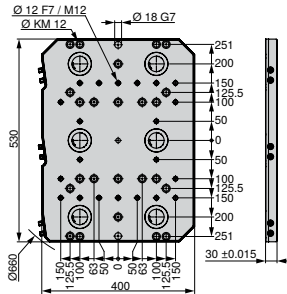
144+145 General accessories

164–183

MNG – 6 location base plate, 400 x 530 mm

- ▲ MNG – Mechanical Zero-point Clamping System
- ▲ Stainless and vacuum-hardened
- ▲ Insertion force 20 kN on the clamping bolt
- ▲ 24 x mounting holes for M12, for T-slot spacing 63, 100, 125 mm
- ▲ 21 x mating holes Ø12 F7/M12
- ▲ 2 x mating holes Ø18 G7 for positioning
- ▲ 1 x mating holes Ø12 F7 for positioning

MNG



Size	WT
400x530 mm	45

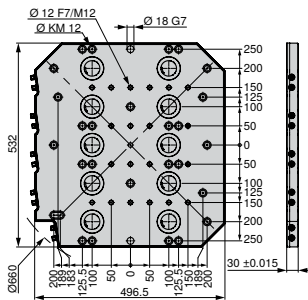
80 899 ...
£
Y4
4,694.28 63200 ¹⁾

1) Not ex-stock

MNG – 10 location base plate, 496.5 x 532 mm

- ▲ MNG – Mechanical Zero-point Clamping System
- ▲ Stainless and vacuum-hardened
- ▲ Insertion force 20 kN on the clamping bolt
- ▲ 27 x mounting holes M12 for T-slot spacing 50, 63, 100, 125 mm and star slots 45°
- ▲ 20 x mating holes Ø12 F7/M12
- ▲ 2 x mating holes Ø18 G7 for positioning
- ▲ 1 x mating holes Ø12 F7 for positioning

MNG



Size	WT
497x532 mm	54

80 899 ...
£
Y4
6,667.44 63300 ¹⁾

1) Not ex-stock

Vice guide

System accessories

144+145 General accessories

164–183

MNG – Centering Pin

▲ MNG – Mechanical Zero-point Clamping System

MNG



80 899 ...

D ₁ h6 mm	D ₂ h6 mm	£ Y4	
12	30	53.50	61700
12	32	39.86	61800
12	50	37.76	61900

MNG – Alignment Pin

▲ MNG – Mechanical Zero-point Clamping System

MNG



80 899 ...

D ₁ h6 mm	D ₂ h6 mm	£ Y4	
18	14	45.11	607
18	18	45.11	608
18	20	58.74	609
18	22	58.74	610

MNG – Clamping Screw Set for T-slot

▲ MNG – Mechanical Zero-point Clamping System

Scope of supply:

Clamping screw and T-Nuts

MNG



80 899 ...

for slot width mm	G	£ Y4	
12	M8	18.88	63800
12	M10	11.54	63400
14	M8	18.88	63900
14	M12	13.64	63500 ¹⁾
16	M8	18.88	64000
16	M12	13.64	63600 ¹⁾
18	M8	18.88	64100
18	M12	13.64	63700 ¹⁾

1) With low head screws

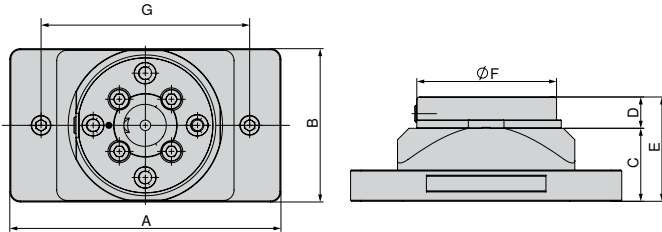
MNG – Console with zero point clamping module

- ▲ MNG – Mechanical Zero-point Clamping System
- ▲ universal application on all machine tables
- ▲ Clamping force 20 kN

Scope of supply:

Plate incl. MNG round clamping module

MNG



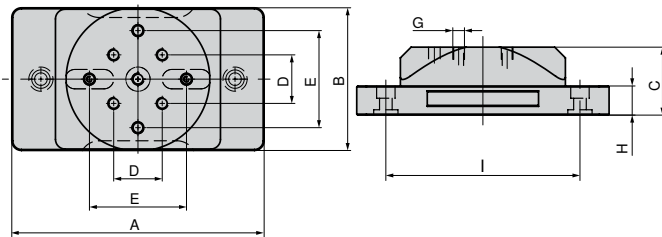
A	B	C	D	E	F	G	WT
mm	mm	mm	mm	mm	mm	mm	kg
260	147	70	30	100	135	200	8,9

80 899 ...

£
Y4
1,036.41 425

MNG – Console

- ▲ MNG – Mechanical Zero-point Clamping System
- ▲ universal application on all machine tables
- ▲ Material: Aluminum, hard anodized



A	B	C	D	E _{±0,02}	G	H	I	WT
mm	mm	mm	mm	mm	M12	mm	mm	kg
260	147	70	50	100	M12	30	200	5,5

80 899 ...

£
Y4
453.17 420

Vice guide

System accessories

144+145

General accessories

164–183

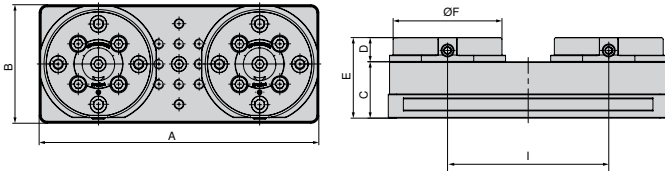
MNG – Double console with zero point clamping module

- ▲ MNG – Mechanical Zero-point Clamping System
- ▲ universally applicable on all machine tables
- ▲ Material: Aluminium Hard Anodised

Scope of supply:

Console including MNG round clamping module

MNG



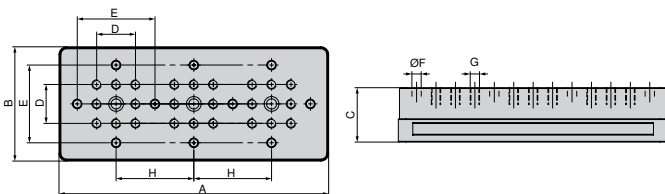
A	B	C	D	E	F	I	WT
mm	mm	mm	mm	mm	mm	mm	kg
347	147	70	30	100	135	200	16,5

80 899 ...

£
Y4
1,873.51 435

MNG – Double console

- ▲ MNG – Mechanical Zero-point Clamping System
- ▲ universally applicable on all machine tables
- ▲ Material: Aluminium Hard Anodised



A	B	C	D	E ±0,02	F F7	G	H	WT
mm	mm	mm	mm	mm	mm	M12	mm	kg
347	147	70	50	100	12	M12	100	9,3

80 899 ...

£
Y4
682.90 430

Vice guide

System accessories

144+145

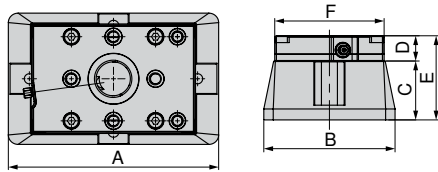
General accessories

164–183

MNG – Console with zero point clamping module

▲ MNG – Mechanical Zero-point Clamping System

MNG



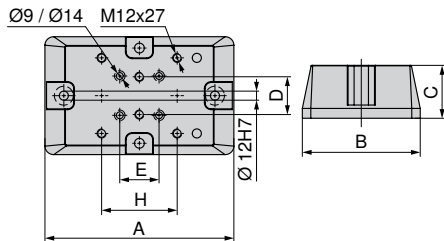
A	B	C	D	E	F
mm	mm	mm	mm	mm	mm
250	156	70	30	100	130

80 878 ...	
£	Y4
1,246.21	54000

Console

▲ MNG – Mechanical Zero-point Clamping System

ZSG
4



A	B	C	D	E	H	for
mm	mm	mm	mm	mm	mm	
250	156	70	50	52	100	ZSG 4 - 80 L = 130 mm + 190 mm / ZSG 4 - 125 L = 160 mm
320	197	100	50	50	100	ZSG 4 - 160 L = 280 mm
340	162	100	50	50	100	ZSG 4 - 125 L = 235 mm / 300 mm

80 878 ...	
£	Y4
550.73	54100
868.57	54400
841.30	54300

MNG – Assembly set for console

▲ MNG – Mechanical Zero-point Clamping System



for
ZSG-4.125/160.L235-L280
ZSG-4.80.L130-L190

80 878 ...	
£	Y4
10.49	54500
10.49	54200

Vice guide

System accessories

144+145 General accessories

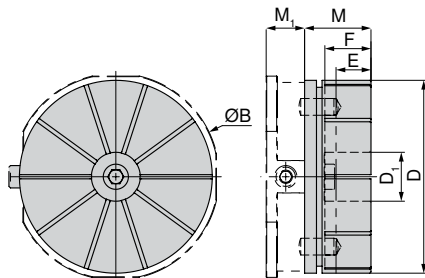
164-183

MNG – Aluminum form chuck

- ▲ MNG – Mechanical Zero-point Clamping System
- ▲ for incorporation of forms for 2nd op machining

Scope of supply:

Collet with positioning pins, without locating bolts



B	D	D ₁	E	F	M	M ₁
mm	mm	mm	mm	mm	mm	mm
148	138	35	22	33	47,5	27,5

80 899 ...
£
Y4
229.73
500

Available on request



Machineable Alu chuck
to suit round MNG




Machineable Alu chuck
to suit round MNG
with clamped workpiece



Grid plate



Blank plate

 The maximum cutting depth E is 22 mm

Adjustable ring for MNG form collet

MNG



80 899 ...
£
Y4
55.60
510

Vice guide

System accessories

144+145

General accessories

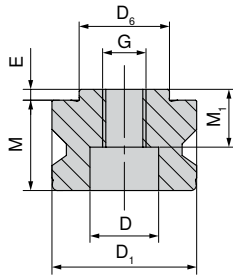
164–183

MNG – Pull studs

▲ MNG – Mechanical Zero-point Clamping System

Scope of supply:
with clamping screws

MNG




D ₆ h6	D ₁ h6	M	M ₁	E	D	G
mm	mm	mm	mm	mm	mm	
25	40	27	17	3	19	M12

80 899 ...
£ Y4
47.21 025

MNG – Bungs

▲ MNG – Mechanical Zero-point Clamping System

MNG



D ₁
mm
40

80 899 ...
£ Y4
13.64 040

MNG – Dowel Set

▲ MNG – Mechanical Zero-point Clamping System
▲ for ESG mini 4V tower and direct workpiece clamping
▲ Price per 2 Pieces

MNG



D ₁ m6	M
mm	mm
12	24

80 899 ...
£ Y4
2.10 120

MNG – Sealing plug with O-ring

▲ MNG – Mechanical Zero-point Clamping System

MNG



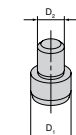
G
M12

80 899 ...
£ Y4
2.10 126

MNG – positioning pin set

▲ MNG – Mechanical Zero-point Clamping System
▲ for ESG mini and direct workpiece clamping
▲ Price per 2 Pieces

MNG



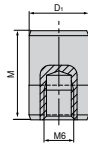
for width	D ₁	D ₂
mm	mm	mm
65	12	8

80 899 ...
£ Y4
33.57 128

MNG – indexing bolt

▲ MNG – Mechanical Zero-point Clamping System

MNG



D ₁ mm	M mm
12	18

80 899 ...	
£	Y4
16.78	51500

MNG – Clamping Screw Set for T-slot

▲ MNG – Mechanical Zero-point Clamping System

Scope of supply:

Clamping screw and T-Nuts

MNG



for slot width mm	G	80 899 ...	
		£	Y4
12	M8	18.88	63800
12	M10	11.54	63400
14	M8	18.88	63900
14	M12	13.64	63500 ¹⁾
16	M8	18.88	64000
16	M12	13.64	63600 ¹⁾
18	M8	18.88	64100
18	M12	13.64	63700 ¹⁾

1) With low head screws

MNG – Clamping set for 14 mm T-slot

▲ MNG – Mechanical Zero-point Clamping System

▲ T-nuts are modified for 63 mm slot pitch

▲ Price per 2 Pieces

MNG



for slot width mm	A mm
14	63

80 899 ...	
£	Y4
92.31	614

MNG – Alignment/centering set for T-slots

▲ MNG – Mechanical Zero-point Clamping System

▲ A = groove spacing

Scope of supply:

1 Terminal block, 2 T-nuts, 2 screws, 2 washers for width 12 mm, without clamping strip!

MNG



A mm	for slot width mm	80 899 ...	
		£	Y4
50	12	68.19	012 ¹⁾
50	14	68.19	014
50	16	68.19	016
50	18	68.19	018
100	12	90.21	81200
100	14	90.21	81400
100	16	90.21	81600
100	18	90.21	81800

1) For 12 mm width excluding clamping strip

MNG – Round claw

▲ MNG – Mechanical Zero-point Clamping System

▲ Two pieces contained in set

▲ Price per 2 pieces

MNG



80 899 ...	
£	Y4
77.63	300

MNG – Replacement clamping unit

▲ MNG – Mechanical Zero-point Clamping System

▲ Three-part set

▲ for MNG round

MNG



80 899 ...	
£	Y4
120.64	026


MNG

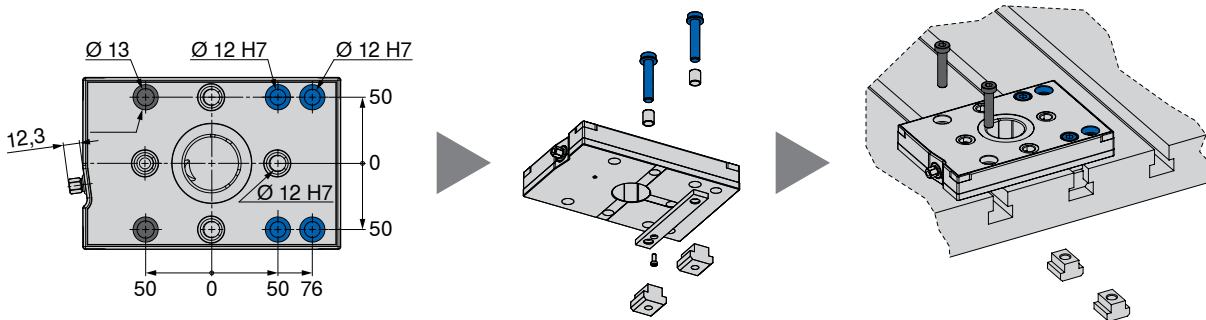
MNG clamping options

MNG – Base plate, rectangular

Mounting:

- 2 x M12 low head screws
- 1 x Alignment and centring set


 → Page 148
Here you will find the suitable screws.

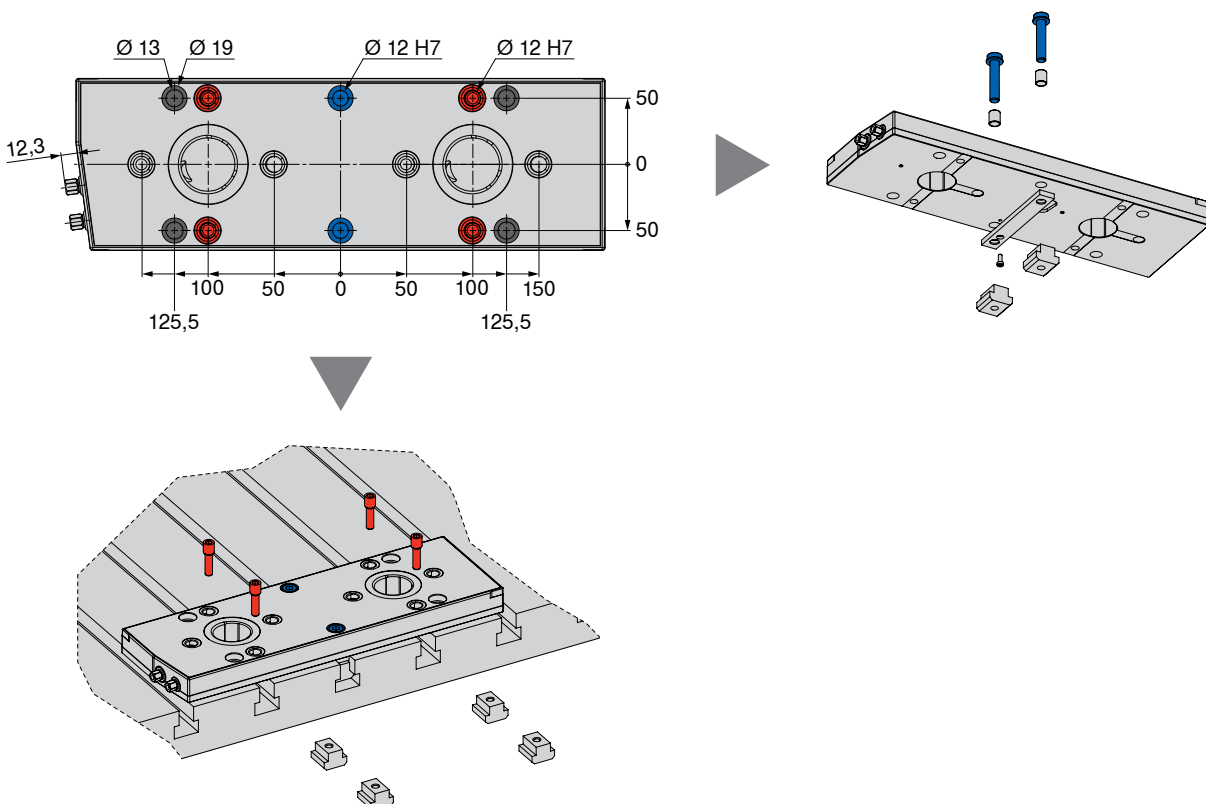


MNG – Base plate, rectangular 2-location

Mounting:

- 4 x M12 low head screws
- 1 x Alignment and centring set
- 4 x M8 MNG special screws

 → Page 148
Here you will find the suitable screws.



MNG clamping options

MNG – Base plate, rectangular 3-location

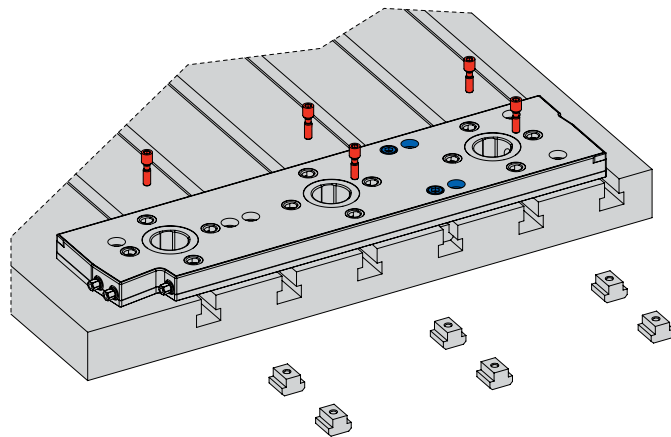
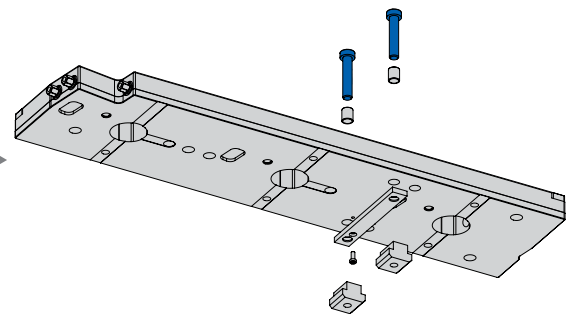
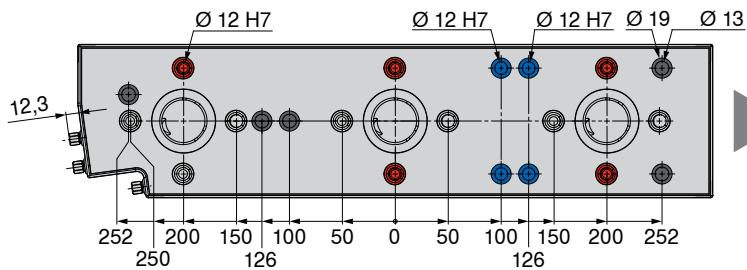
Mounting:

- 5 x M12 low head screws
- 1 x Alignment and centring set
- 5 x M8 MNG special screws





→ Page 148


Here you will find the suitable screws.



MNG clamping options

T-slot table – spacing of 126 mm / 63 mm													
	12 mm			14 mm			16 mm			18 mm			
	●	●	●	●	●	●	●	●	●	●	●	●	
	Alignment and centring set spacing 100 mm 80 899 81200	Clamping set with M10 low head screws 80 899 63400	Clamping set with M8 MNG special screws 80 899 63800	Alignment and centring set spacing 100 mm 80 899 81400	Clamping set with M12 low head screws 80 899 63500	Clamping set with M8 MNG special screws 80 899 63900	Alignment and centring set spacing 100 mm 80 899 81600	Clamping set with M12 low head screws 80 899 63600	Clamping set with M8 MNG special screws 80 899 64000	Alignment and centring set spacing 100 mm 80 899 81800	Clamping set with M12 low head screws 80 899 63700	Clamping set with M8 MNG special screws 80 899 64100	
	MNG – Base plate, rectangular	1 x	2 x	—	1 x	2 x	—	1 x	2 x	—	1 x	2 x	—
	MNG – Base plate, rectangular 2-location	1 x	4 x	—	1 x	4 x	—	1 x	4 x	—	1 x	4 x	—
MNG – Base plate, rectangular 3-location	1 x	4 x	2 x	1 x	4 x	2 x	1 x	4 x	2 x	1 x	4 x	2 x	

T-slot table – spacing of 100 mm / 50 mm													
	12 mm			14 mm			16 mm			18 mm			
	●	●	●	●	●	●	●	●	●	●	●	●	
	Alignment and centring set spacing 100 mm 80 899 81200	Clamping set with M10 low head screws 80 899 63400	Clamping set with M8 MNG special screws 80 899 63800	Alignment and centring set spacing 100 mm 80 899 81400	Clamping set with M12 low head screws 80 899 63500	Clamping set with M8 MNG special screws 80 899 63900	Alignment and centring set spacing 100 mm 80 899 81600	Clamping set with M12 low head screws 80 899 63600	Clamping set with M8 MNG special screws 80 899 64000	Alignment and centring set spacing 100 mm 80 899 81800	Clamping set with M12 low head screws 80 899 63700	Clamping set with M8 MNG special screws 80 899 64100	
	MNG – Base plate, rectangular	1 x	2 x	—	1 x	2 x	—	1 x	2 x	—	1 x	2 x	—
	MNG – Base plate, rectangular 2-location	1 x	—	4 x	1 x	—	4 x	1 x	—	4 x	1 x	—	4 x
MNG – Base plate, rectangular 3-location	1 x	1 x	5 x	1 x	1 x	5 x	1 x	1 x	5 x	1 x	1 x	5 x	



Alignment and centring set spacing 100 mm



Clamping set with M8 MNG special screws



Clamping set with M10 or M12 low head screws



M16 cylinder low head screw only
base plate 6-face, 400 x 400 mm



Cylinder head screw for M12 grid holes



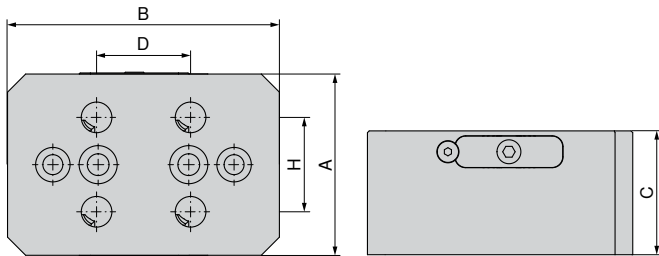
→ Page 145
→ Page 182+183

Here you will find the articles shown above.

MNG mini – Console

- ▲ With integrated MNG mini zero point clamping system
- ▲ Order mounting bolts separately
- ▲ Material: hard-anodised aluminium

MNG mini



NEW

80 915 ...

£
Y4

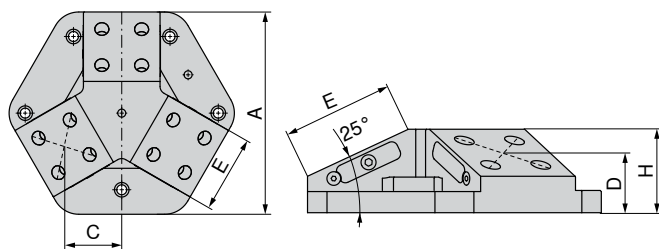
1,153.90 57000

A	B	C	D	H
mm	mm	mm	mm	mm
100	150	70	52	52

MNG mini – Three-sided pyramid

- ▲ Incl. 3 x MNG mini zero point clamping systems
- ▲ Order mounting bolts separately
- ▲ Material: hard-anodised aluminium

MNG mini



NEW

80 915 ...

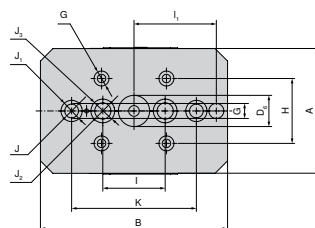
£
Y4

2,832.30 58000

A	C	D	E	H
mm	mm	mm	mm	mm
264	86,68	53,87	100	75

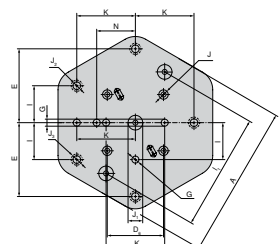
 Suitable for: ESG 5 – 80 L-130 / ZSG 4 – 80 L-130 / ZSG mini – 70 L-80 / ZSG mini – 70 L-100

MNG mini underside dimensions



Console

A	B	D ₆ H7	G H7	H	I	I ₁ ±0.015	J	J ₁	J ₂	J ₃	K ±0.015
mm	mm	mm	mm	mm	mm	mm	mm	mm	mm	mm	mm
100	150	25	12	52	50	66	11	17	13	19	100



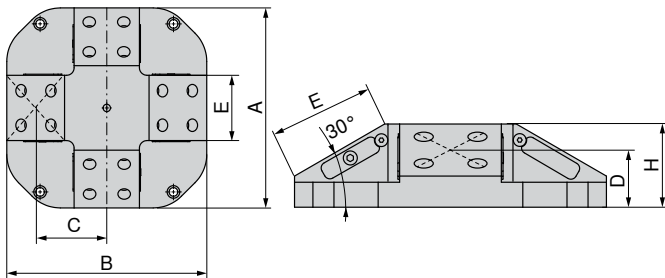
Three-sided pyramid

A	D ₆ ±0.015	E	G H7	H	I ±0.015	J H7	J ₁ H7	J ₂	J ₃	K	N ±0.015
mm	mm	mm	mm	mm	mm	mm	mm	mm	mm	mm	mm
264	96	126	12	63	200	16	25	13	19	100	66

MNG mini – Four-sided pyramid

- ▲ Incl. 4 x MNG mini zero point clamping systems
- ▲ Order mounting bolts separately
- ▲ Material: hard-anodised aluminium

MNG mini



NEW

80 915 ...

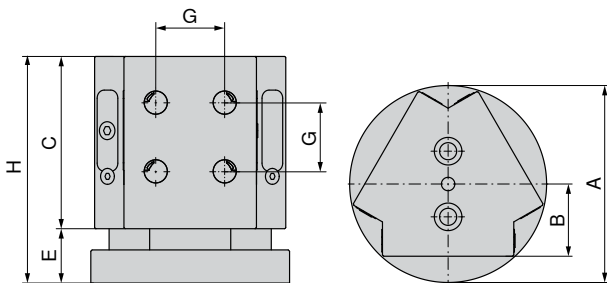
£
Y4
3,251.90 57500

A	B	C	D	E	H
mm	mm	mm	mm	mm	mm
300	300	106,7	55	100	80

MNG mini – Triangular tombstone

- ▲ Incl. 3 x MNG mini zero point clamping systems
- ▲ Order mounting bolts separately
- ▲ Material: hard-anodised aluminium

MNG mini




NEW

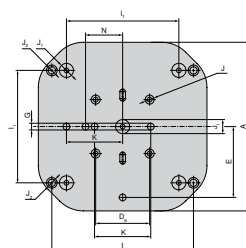
80 915 ...

£
Y4
2,202.90 51700

A	B	C	E	G	H
mm	mm	mm	mm	mm	mm
148	55	130	41	52	171

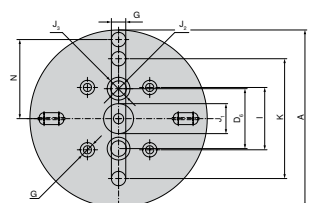
 Suitable for: ESG 5 – 80 L-130 / ZSG 4 – 80 L-130 / ZSG mini – 70 L-80 / ZSG mini – 70 L-100

MNG mini underside dimensions



Four-sided pyramid

A	D ₆ ±0.015	E	G _{H7}	I	I ₁ ±0.015	J _{H7}	J _{1H7}	J ₂	J ₃	K ±0.015	N ±0.015
mm	mm	mm	mm	mm	mm	mm	mm	mm	mm	mm	mm
300	96	126	12	252	200	16	25	13	19	100	66



Triangular tombstone

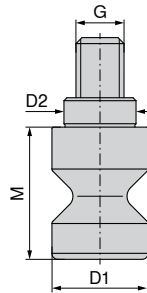
A	D ₆	G _{H7}	I ±0.015	J _{1H7}	J ₂	J ₃	K ±0.015	N ±0.015
mm	mm	mm	mm	mm	mm	mm	mm	mm
148	50	12	52	25	13	19	100	66

MNG mini mounting bolt set

Scope of supply:

Set contains four mounting bolts

**MNG
mini**



NEW

80 915 ...

£
Y4
77.31 51600

D _{1 h6} mm	D _{2 h6} mm	M mm	G mm	TQX Nm	Clamping force kN
16	12	22	M8	18	15

Clamping Screw Set for T-slot for MNG mini

Scope of supply:

Clamping screw and T-Nuts

**MNG
mini**



NEW

80 915 ...

for slot width mm	G	£ Y4	
12	M10	19.27	61200
14	M12	19.27	61400
16	M12	20.65	61600
18	M12	21.92	61800

Alignment/centering set for T-slots

- ▲ MNG – Mechanical Zero-point Clamping System
- ▲ A = groove spacing

Scope of supply:

1 Terminal block, 2 T-nuts, 2 screws, 2 washers for width 12 mm, without clamping strip!

**MNG
mini**



NEW

80 915 ...

A mm	for slot width mm	£ Y4	
100	12	104.66	81200
100	14	104.66	81400
100	16	104.66	81600
100	18	104.66	81800

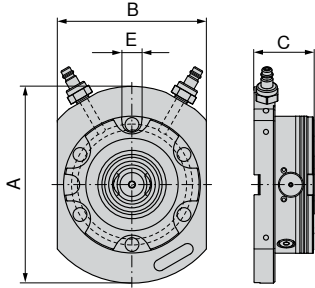
PNG – 1-position clamping station

- ▲ PNG – Pneumatic zero point clamping system
- ▲ Insertion force 8 kN
- ▲ Insertion force with turbo 28 kN
- ▲ Unlocking pressure 6 bar
- ▲ Air connection G 1/8

Scope of supply:

Clamping station, fixing clamps, sealing nipple, pneumatic plug connections, dust covers, operating instructions; without clamping bolt, without indexing bolt

PNG



A	B	C	E _{H7}	WT
mm	mm	mm	mm	kg
198	150	60	20	7

80 809 ...

£
Y4
1,465.45 01100

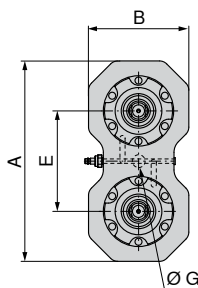
PNG – 2-position clamping station, 399 x 199 mm

- ▲ PNG – Pneumatic zero point clamping system
- ▲ Insertion force 16 kN
- ▲ Unlocking pressure 6 bar
- ▲ Air connection G 1/8

Scope of supply:

Clamping station, fixing clamps, sealing nipple, pneumatic plug connections, dust covers, operating instructions; without clamping bolt, without indexing bolt

PNG



A	B	C	E	G _{H7}	WT
mm	mm	mm	mm	mm	kg
399	199	60	200	25	16.9

80 809 ...

£
Y4
2,342.42 02100

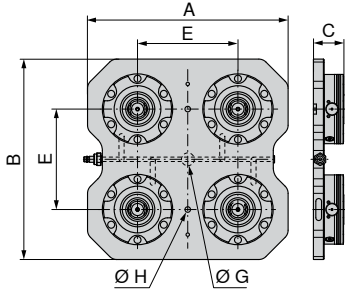
PNG – 4-position clamping station, 399 x 399 mm

- ▲ PNG – Pneumatic zero point clamping system
- ▲ Insertion force 32 kN
- ▲ Unlocking pressure 6 bar
- ▲ Air connection G 1/8

Scope of supply:

Clamping station, fixing clamps, sealing nipple, pneumatic plug connections, dust covers, operating instructions; without clamping bolt, without indexing bolt

PNG



A	B	C	E	G _{H7}	H	WT
mm	mm	mm	mm	mm	mm	kg
399	399	60	200	25	11	35.7

80 809 ...

£
Y4
4,524.34 04100

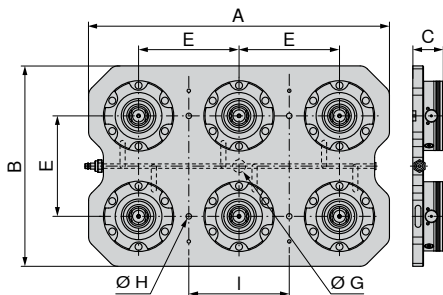
PNG – 6-position clamping station, 599 x 399 mm

- ▲ PNG – Pneumatic zero point clamping system
- ▲ Insertion force 48 kN
- ▲ Unlocking pressure 6 bar
- ▲ Air connection G 1/8

Scope of supply:

Clamping station, fixing clamps, sealing nipple, pneumatic plug connections, dust covers, operating instructions; without clamping bolt, without indexing bolt

PNG



A	B	C	E	G _{H7}	H	I	WT
mm	mm	mm	mm	mm	mm	mm	kg
599	399	60	200	25	11	200	54.4

80 809 ...

£
Y4
6,278.27 06100

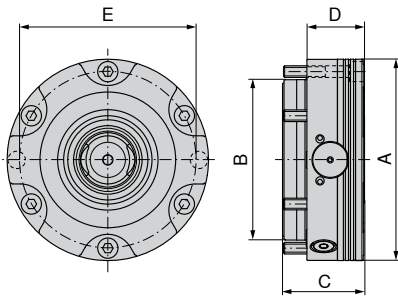
PNG – Zero point clamping module PNG.SM.138

- ▲ PNG – Pneumatic zero point clamping system
- ▲ Insertion force 8 kN
- ▲ Insertion force with turbo 28 kN
- ▲ Unlocking pressure 6 bar
- ▲ Air connection G 1/8
- ▲ Repeatability 0.005

Scope of supply:

Clamping module, fixing screws, O-rings, cover caps, operating instructions; without clamping bolts

PNG



A	B	C	D	E	G	WT
mm	mm	mm	mm	mm		kg
138	110	55,7	39	121	G1/8"	4.4

80 809 ...
£
Y4
931.51 10100

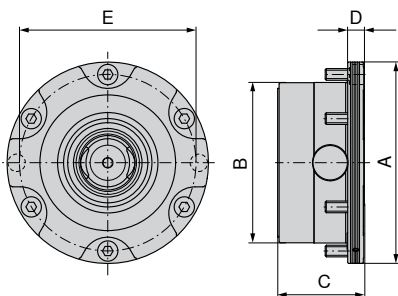
PNG – Zero point clamping system PNG.SM.T.138

- ▲ PNG – Pneumatic zero point clamping system
- ▲ Insertion force 7 kN
- ▲ Insertion force with turbo 24 kN
- ▲ Unlocking pressure 6 bar
- ▲ Air connection G 1/8
- ▲ Repeatability 0.005

Scope of supply:

Clamping module, fixing screws, O-rings, cover caps, operating instructions; without clamping bolts

PNG



A	B	C	D	E	G	WT
mm	mm	mm	mm	mm		kg
138	110	59	11	121	G1/8"	3.5

80 809 ...
£
Y4
1,007.04 12100

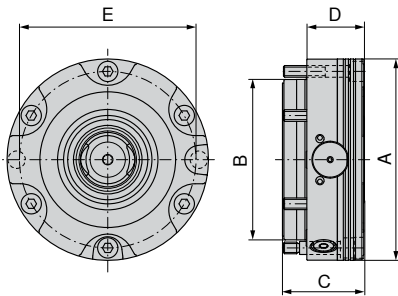
PNG – Zero point clamping module PNG.SM.V.138

- ▲ PNG – Pneumatic zero point clamping system
- ▲ Insertion force 8 kN
- ▲ Insertion force with turbo 28 kN
- ▲ Unlocking pressure 6 bar
- ▲ Air connection G 1/8
- ▲ Repeatability 0.005

Scope of supply:

Clamping module, fixing screws, dowel screw, O-rings, cover caps, operating instructions; without clamping bolts, without indexing bolt

PNG



A	B	C	D	E	G	WT
mm	mm	mm	mm	mm		kg
138	110	55,7	39	121	G1/8"	4.4

80 809 ...
£
Y4
996.55 11100

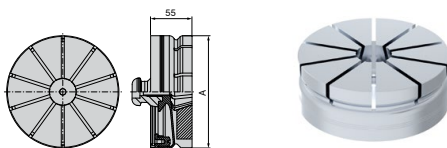
PNG – Aluminium form collet

- ▲ PNG – Pneumatic zero point clamping system
- ▲ Max. clamping force 50 kN
- ▲ Repeatability 0.005
- ▲ Clamping stroke 0.5 mm
- ▲ Aluminium

Scope of supply:

Aluminium form collet, adjustment ring, clamping bolt, indexing bolt, operating instructions

PNG



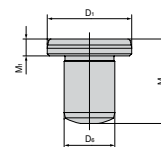
A	WT
mm	kg
149	1.5

80 809 ...
£
Y4
301.06 07600

PNG – indexing bolt

- ▲ PNG – Pneumatic zero point clamping system

PNG



D ₁ h5	M	M ₁	D ₂ m6
mm	mm	mm	mm
20	20	4	12

80 809 ...
£
Y4
51.40 073

Assembly – Clamping bolts

The workpieces or devices being assembled are positioned and fixed with three different clamping bolts:



Centring bolt
Precision-ground, used to precisely position the clamping device.

Positioning bolt
This bolt, which is also known as a diamond bolt, is only ground in an axial direction so that the system is not overloaded.

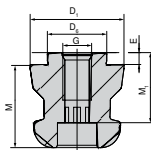
Locking bolt
Ensures that the pallets lie flat on the clamping system. Ground smaller to short taper.

PNG – clamping bolt

- ▲ PNG – Pneumatic zero point clamping system
- ▲ Three bolt types – ZB (centring bolt), PB (positioning bolt), HB (clamping bolt)
- ▲ Precision location bolts ensuring accuracy and repeatability
- ▲ Clamping force 50 kN

Scope of supply:
Incl. M10 fixing screw

PNG



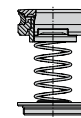
80 809 ...

Type	D ₂ h6 mm	D ₁ h6 mm	M mm	M ₁ mm	E mm	G	£ Y4	
ZB	25	40	35	27	5	M12	55.60	070
PB	25	40	35	27	5	M12	67.14	071
HB	25	40	35	27	5	M12	50.35	072

PNG – Cone seal

- ▲ PNG – Pneumatic zero point clamping system
- ▲ Protective cover for the interchangeable interface

PNG



80 809 ...

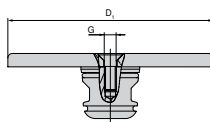
WT
kg
0.11

£
Y4
117.49 07500

PNG – protective cover

- ▲ PNG – Pneumatic zero point clamping system
- ▲ Protective cover for the interchangeable interface

PNG



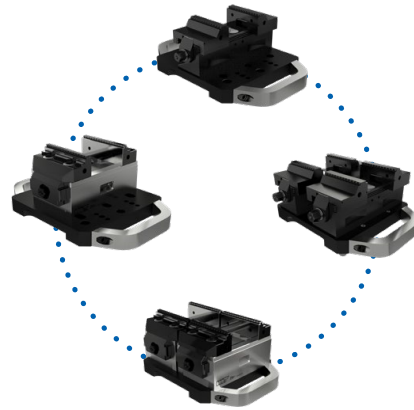
80 809 ...

D ₁ mm	G	£ Y4	
138	M8	92.31	074

Overview of multi-adapter pallets



Multi-adapter pallet 159 x 159 mm



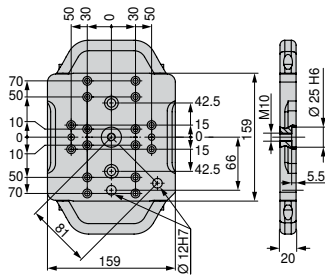
Application examples

Multi-adapter pallet 159 x 159 mm

▲ Multi-adapter pallet for mounting PNG and MNG

Scope of supply:

Incl. clamping bolts and screws
without pull studs



Size	WT	80 809 ...	
	kg	£	
159x159 mm	4	Y4	500
		483.59	

Mounting set – multi-adapter pallet, 159 x 159 mm

▲ price per set

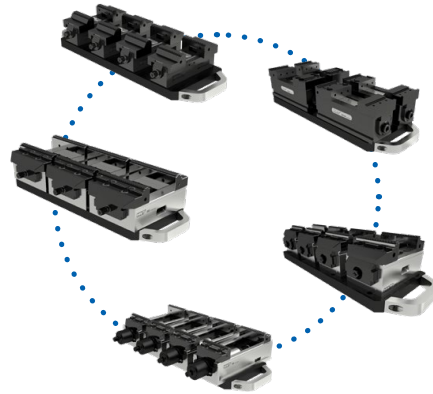


for	80 878 ...	
	£	
ZSG-4.80	Y4	503
	16.78	

Overview of multi-adapter pallets



Multi-adapter pallet 399 x 159 mm



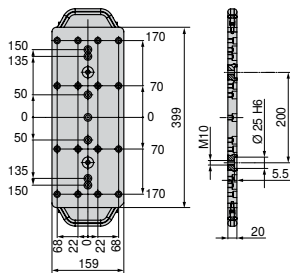
Application examples

Multi-adapter pallet 399 x 159 mm

▲ Multi-adapter pallet for mounting PNG and MNG

Scope of supply:

Incl. clamping bolts and screws
without pull studs



Size	WT	80 809 ...	
	kg	£	
399x159 mm	10	Y4	501
		709.12	

Mounting set – multi-adapter pallet 399 x 159 mm

▲ price per set

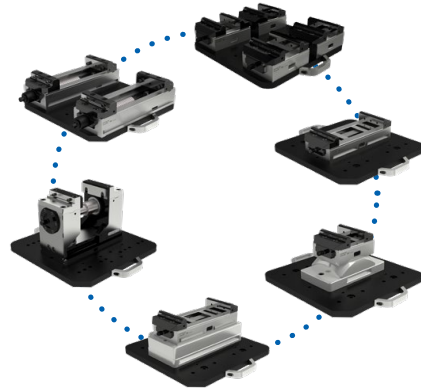


for		80 884 ...	
		£	
ZSG-3.65/ZSG-4.80/125L160/ESG-4.80		Y4	503
		37.76	

Overview of multi-adapter pallets



Multi-adapter pallet 399 x 399 mm



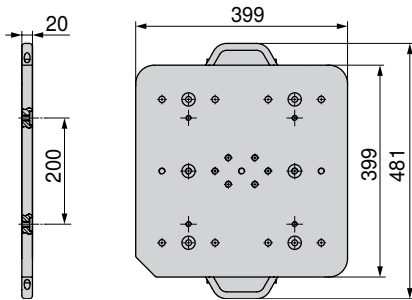
Application examples

Multi-adapter pallet 399 x 399 mm

▲ Multi-adapter pallet for mounting PNG and MNG

Scope of supply:

Incl. clamping bolts and screws
without pull studs



Size	WT	80 809 ...	
	kg	£	
399x399 mm	25	Y4	502
		1,325.94	

Mounting set – multi-adapter pallet 399 x 399 mm

▲ price per set



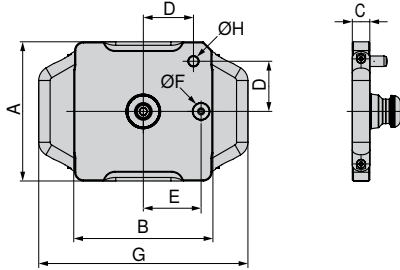
for	80 901 ...	80 898 ...	80 878 ...
	£	£	£
	Y4	Y4	Y4
ESG4.125	53.50		
H5G.125		53.50	
ZSG-4.125.L160			16.78
ZSG-4.125.L160.K			53.50
ZSG-4.125.L300			53.50
ZSG-4.125.L300-DK			53.50
	500	500	500
			502
			501
			504

Steel clamping pallet, 159 x 159 mm

- ▲ Clamping pallet for mounting PNG
- ▲ Without hole pattern

Scope of supply:

Unmachined clamping pallet, PNG clamping bolt and positioning pin



Size	A	B	C	D	E	F _{H5}	G	H _{m6}	WT
	mm	mm	mm	mm	mm	mm	mm	mm	kg
159x159 mm	159	159	20	58	66	20	239	12	4.2

80 809 ...

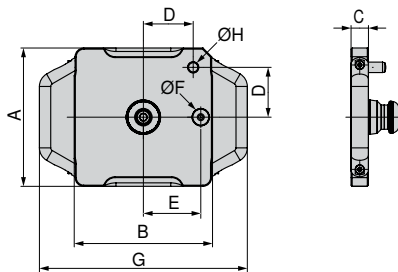
£
Y4
326.24 080

Aluminium clamping pallet, 159 x 159 mm

- ▲ Clamping pallet for mounting PNG
- ▲ Without hole pattern

Scope of supply:

Unmachined clamping pallet, PNG clamping bolt and positioning pin



Size	A	B	C	D	E	F _{H5}	G	H _{m6}	WT
	mm	mm	mm	mm	mm	mm	mm	mm	kg
159x159 mm	159	159	25	58	66	20	239	12	2.2

80 809 ...

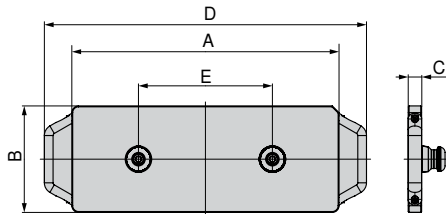
£
Y4
367.15 081

Steel clamping pallet, 399 x 159 mm

- ▲ Clamping pallet for mounting PNG and MNG
- ▲ Without hole pattern

Scope of supply:

Unmachined clamping pallet, PNG clamping bolt and positioning pin



Size	A mm	B mm	C mm	D mm	E mm	WT kg
399x159 mm	399	159	20	481	200	10.6

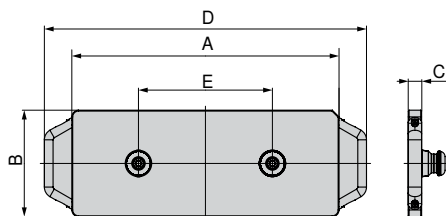
80 809 ...
£ Y4
652.48 082

Aluminium clamping pallet, 399 x 159 mm

- ▲ Clamping pallet for mounting PNG and MNG
- ▲ Without hole pattern

Scope of supply:

Unmachined clamping pallet, PNG clamping bolt and positioning pin



Size	A mm	B mm	C mm	D mm	E mm	WT kg
399x159 mm	399	159	25	481	200	5.1

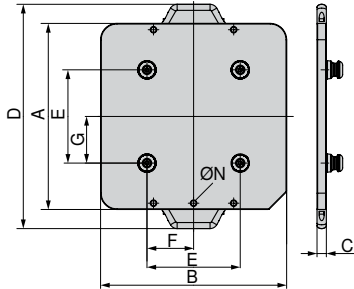
80 809 ...
£ Y4
570.66 083

Steel clamping pallet, 399 x 399 mm

- ▲ Clamping pallet for mounting PNG and MNG
- ▲ Without hole pattern

Scope of supply:

Unmachined clamping pallet, PNG clamping bolt and positioning pin



Size	A	B	C	D	E	F	G	N	WT
	mm	mm	mm	mm	mm	mm	mm	M10	kg
399x399 mm	399	399	20	481	200	100	100	M10	28

80 809 ...

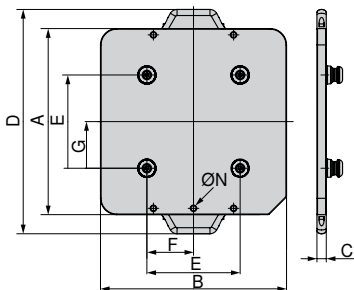
£
Y4
1,425.59 084

Aluminium clamping pallet, 399 x 399 mm

- ▲ Clamping pallet for mounting PNG and MNG
- ▲ Without hole pattern

Scope of supply:

Unmachined clamping pallet, PNG clamping bolt and positioning pin



Size	A	B	C	D	E	F	G	N	WT
	mm	mm	mm	mm	mm	mm	mm	M10	kg
399x399 mm	399	399	25	481	200	100	100	M10	12

80 809 ...


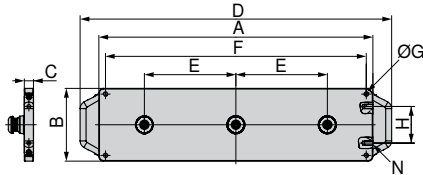
£
Y4
1,036.41 085

Steel clamping pallet, 599 x 159 mm

- ▲ Clamping pallet for mounting PNG and MNG
- ▲ Without hole pattern

Scope of supply:

Unmachined clamping pallet, PNG clamping bolt and positioning pin



Size	A	B	C	D	E	F	G	H	N	WT
	mm	mm	mm	mm	mm	mm		mm		kg
599x159 mm	599	159	20	681	200	570	M10	80	M10	15.6

80 809 ...


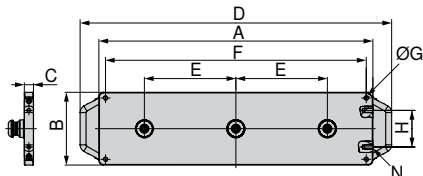
£
Y4
914.73 086

Aluminium clamping pallet, 599 x 159 mm

- ▲ Clamping pallet for mounting PNG and MNG
- ▲ Without hole pattern

Scope of supply:

Unmachined clamping pallet, PNG clamping bolt and positioning pin



Size	A	B	C	D	E	F	G	H	N	WT
	mm	mm	mm	mm	mm	mm		mm		kg
599x159 mm	599	159	25	681	200	570	M10	80	M10	7.4

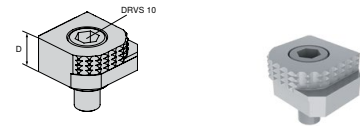
80 809 ...

£
Y4
989.21 087

General top jaws overview

6 function indexable jaw

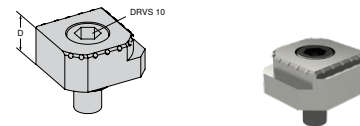
- ▲ 1 = Smooth, carbide coated
- ▲ 2 = Grip with 3 mm step
- ▲ 3 = Grip with 8 mm step
- ▲ 4 = Grip with 18 mm step
- ▲ 5 = Rough grip with 8 mm step
- ▲ 6 = Round grip
- ▲ $M_{max} = 60 \text{ Nm}$
- ▲ Including fixation screws



For vice width	A	A ₁	D	D ₁	D ₂	E	M	M ₁	M ₂	£	Y4	NCG	H5G / -S / -Z	X5G-Z / -S	ESG 4	ESG 5	HDG 2	ZSG 4	ZSG mini	DSG 4	Verso	HSG	
			18							77.63	80 892 246	●	●	●	●			●	●	●	●	●	●

6x indexable jaw, carbide grip

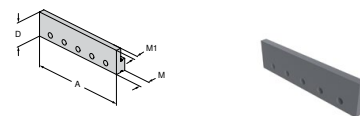
- ▲ 1 = Smooth
- ▲ 2 = Carbide grip
- ▲ 3 = Carbide grip with 3 mm step
- ▲ 4 = Carbide grip with 8 mm step
- ▲ 5 = Round carbide grip with 8 mm step
- ▲ 6 = Round carbide grip
- ▲ Incl. fixing screws



For vice width	A	A ₁	D	D ₁	D ₂	E	M	M ₁	M ₂	£	Y4	NCG	H5G / -S / -Z	X5G-Z / -S	ESG 4	ESG 5	HDG 2	ZSG 4	ZSG mini	DSG 4	Verso	HSG	
			18							112.24	80 890 35300	●	●	●	●			●	●	●	●	●	●

Positioning bar

- ▲ for stepped jaw with T-slot
- ▲ different clamping depths achievable through milling
- ▲ by milling the bar can be used as stop strip
- ▲ Material 1.7131 can be hardened if required
- ▲ Price per piece

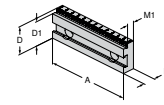


For vice width	A	A ₁	D	D ₁	D ₂	E	M	M ₁	M ₂	£	Y4	NCG	H5G / -S / -Z	X5G-Z / -S	ESG 4	ESG 5	HDG 2	ZSG 4	ZSG mini	DSG 4	Verso	HSG	
	100		32				13,5	7		47.21	80 892 338	●	●	●	●			●	●	●	●	●	●
	125		32				13,5	7		49.30	80 892 339	●	●	●	●			●	●	●	●	●	●
	160		32				13,5	7		48.25	80 892 340	●	●	●	●			●	●	●	●	●	●

General top jaws overview

Stepped jaw, grip with T-slot

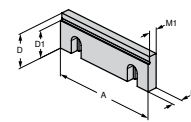
- ▲ T-slot for accommodating a positioning bar
- ▲ with 6.5 mm wide contact surface suitable for workpieces with rough edges
- ▲ laser etched graduation marks (2 mm) as a positioning aid
- ▲ Price per piece



For vice width	A	A ₁	D	D ₁	D ₂	E	M	M ₁	M ₂	£	Y4	NCG	H5G / -S / -Z	X5G-Z / -S	ESG 4	ESG 5	HDG 2	ZSG 4	ZSG mini	DSG 4	Verso	HSG	
100			35	32			17,5	11,5		125.88	80 892 341	●					●						●
100			35	30			17,5	11,5		125.88	80 892 342	●					●						●
100			35	27			17,5	11,5		125.88	80 892 343	●					●						●
125			40	37			17,5	11,5		135.32	80 892 344	●	●		●		●				●		●
125			40	35			17,5	11,5		135.32	80 892 345	●	●		●		●				●		●
125			40	32			17,5	11,5		135.32	80 892 346	●	●		●		●				●		●
160			50	45			20	13,5		151.06	80 892 348	●			●		●				●		●
160			50	42			20	13,5		151.06	80 892 349	●			●		●				●		●

Stepped jaw, smooth

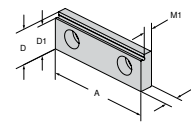
- ▲ Price per piece



For vice width	A	A ₁	D	D ₁	D ₂	E	M	M ₁	M ₂	£	Y4	NCG	H5G / -S / -Z	X5G-Z / -S	ESG 4	ESG 5	HDG 2	ZSG 4	ZSG mini	DSG 4	Verso	HSG	
100			35	30			10	7,5		82.87	80 892 21400	●					●						●
125			40	32			11,5	9,5		98.61	80 892 21500	●	●		●		●				●		●
160			50	42			13,5	10,5		178.33	80 892 21600	●			●		●				●		●

Stepped jaw, smooth

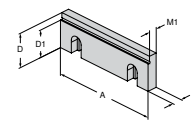
- ▲ Can be used as smooth or stepped jaw
- ▲ Jaw hardened and ground
- ▲ price per piece



For vice width	A	A ₁	D	D ₁	D ₂	E	M	M ₁	M ₂	£	Y4	NCG	H5G / -S / -Z	X5G-Z / -S	ESG 4	ESG 5	HDG 2	ZSG 4	ZSG mini	DSG 4	Verso	HSG	
65			22	19			8	5,5		69.23	80 895 332	●											

Stepped jaw, coated 5 mm

- ▲ Price per piece

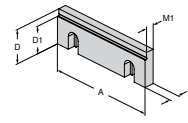


For vice width	A	A ₁	D	D ₁	D ₂	E	M	M ₁	M ₂	£	Y4	NCG	H5G / -S / -Z	X5G-Z / -S	ESG 4	ESG 5	HDG 2	ZSG 4	ZSG mini	DSG 4	Verso	HSG	
80			28	23			10	7,5		150.01	80 878 31400	●			●			●			●		●

General top jaws overview

Stepped jaw, coated 5 mm

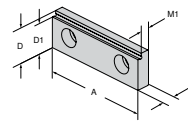
▲ Price per piece



For vice width	A	A ₁	D	D ₁	D ₂	E	M	M ₁	M ₂	£	Y4	NCG	H5G / -S / -Z	X5G-Z / -S	ESG 4	ESG 5	HDG 2	ZSG 4	ZSG mini	DSG 4	Verso	HSG	
100			35	30			10	7,5		164.69	80 892 36300	●					●						
125			40	35			11,5	9,5		144.76	80 892 250	●	●		●		●				●		●
160			50	45			13,5	10,5		204.56	80 892 36400	●			●		●						●

Stepped jaw, 5 mm

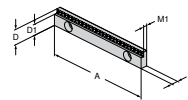
▲ Price per piece



For vice width	A	A ₁	D	D ₁	D ₂	E	M	M ₁	M ₂	£	Y4	NCG	H5G / -S / -Z	X5G-Z / -S	ESG 4	ESG 5	HDG 2	ZSG 4	ZSG mini	DSG 4	Verso	HSG	
80			28	23			10	7,5		122.73	80 878 830				●				●		●		

Stepped jaw, Grip

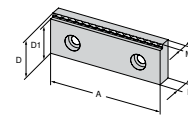
▲ Price per piece



For vice width	A	A ₁	D	D ₁	D ₂	E	M	M ₁	M ₂	£	Y4	NCG	H5G / -S / -Z	X5G-Z / -S	ESG 4	ESG 5	HDG 2	ZSG 4	ZSG mini	DSG 4	Verso	HSG	
125			18	13			8	5,5		130.08	80 898 252		●		●						●		
125			18	15			8	5,5		130.08	80 898 250		●		●						●		

Stepped jaw, grip, 3 mm

▲ Price per piece

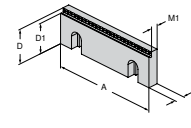


For vice width	A	A ₁	D	D ₁	D ₂	E	M	M ₁	M ₂	£	Y4	NCG	H5G / -S / -Z	X5G-Z / -S	ESG 4	ESG 5	HDG 2	ZSG 4	ZSG mini	DSG 4	Verso	HSG	
80			28	25			10	7		88.12	80 906 30900				●				●		●		

General top jaws overview

Stepped jaw, grip 3, 5 and 8 mm

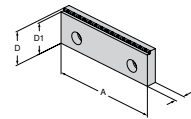
▲ Price per piece



For vice width	A	A ₁	D	D ₁	D ₂	E	M	M ₁	M ₂	£	Y4	NCG	H5G / -S / -Z	X5G-Z / -S	ESG 4	ESG 5	HDG 2	ZSG 4	ZSG mini	DSG 4	Verso	HSG		
100			35	27			10	7,5		103.85	80 892 29200	●					●						●	
100			35	30			10	7,5		103.85	80 892 29000	●					●							●
100			35	32			10	7,5		103.85	80 892 29400	●					●							●
125			40	32			11,5	9		118.54	80 892 29300	●	●		●		●	●			●			●
125			40	35			11,5	9		118.54	80 892 29100	●	●		●		●	●			●			●
125			40	37			11,5	9		118.54	80 892 29500	●	●		●		●	●			●			●
160			50	42			13,5	11		132.17	80 892 29900	●			●		●	●						●
160			50	45			13,5	11		132.17	80 892 29800	●			●		●	●						●
160			50	47			13,5	11		132.17	80 892 29700	●			●		●	●						●

Stepped jaw, carbide grip 3 mm

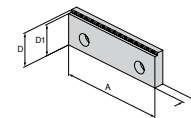
▲ Price per piece



For vice width	A	A ₁	D	D ₁	D ₂	E	M	M ₁	M ₂	£	Y4	NCG	H5G / -S / -Z	X5G-Z / -S	ESG 4	ESG 5	HDG 2	ZSG 4	ZSG mini	DSG 4	Verso	HSG		
100			35	32			7,5			150.01	80 892 37600	●	●		●		●	●		●				●
125			40	37			11,5			164.69	80 892 36500	●	●		●		●	●		●				●
160			50	47			13,5			187.77	80 892 37400	●	●		●		●	●		●				●

Stepped jaw, carbide grip 5 mm

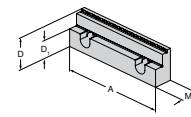
▲ Price per piece



For vice width	A	A ₁	D	D ₁	D ₂	E	M	M ₁	M ₂	£	Y4	NCG	H5G / -S / -Z	X5G-Z / -S	ESG 4	ESG 5	HDG 2	ZSG 4	ZSG mini	DSG 4	Verso	HSG		
100			35	30			12			150.01	80 892 37700	●	●		●		●	●		●				●
125			40	35			13,5			164.69	80 892 37500	●	●		●		●	●		●				●
160			50	45			15,5			187.77	80 892 37300	●	●		●		●	●		●				●

Stepped jaw, 18 mm with 3 mm Grip Step

▲ Price per piece

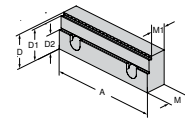


For vice width	A	A ₁	D	D ₁	D ₂	E	M	M ₁	M ₂	£	Y4	NCG	H5G / -S / -Z	X5G-Z / -S	ESG 4	ESG 5	HDG 2	ZSG 4	ZSG mini	DSG 4	Verso	HSG		
125			40	22			21,5			212.95	80 892 288	●	●		●		●	●		●				●

General top jaws overview

Stepped jaw, 18 mm with 3 mm grip step

▲ Price per piece



For vice width	A	A ₁	D	D ₁	D ₂	E	M	M ₁	M ₂
	125		40	37	22		24	19	

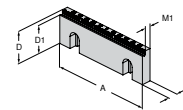
£ 226.58

Y4

Material	NCG	H5G / -S / -Z	X5G-Z / -S	ESG 4	ESG 5	HDG 2	ZSG 4	ZSG mini	DSG 4	Verso	HSG
80 907 302	•	•		•		•	•	•	•		•

Stepped jaw, grip 5 mm for aluminium and plastic

▲ Price per piece



For vice width	A	A ₁	D	D ₁	D ₂	E	M	M ₁	M ₂
	125		40	35			11,5	8	

£ 137.42


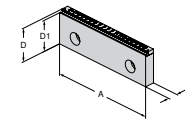
Y4

Material	NCG	H5G / -S / -Z	X5G-Z / -S	ESG 4	ESG 5	HDG 2	ZSG 4	ZSG mini	DSG 4	Verso	HSG
80 892 36100	•	•		•		•	•	•	•		•

Stepped jaw embossed profile

▲ Price per piece

▲ suitable for LANG embossed profile



For vice width	A	A ₁	D	D ₁	D ₂	E	M	M ₁	M ₂
	125		40	37			11,5		

£ 132.17

Y4

Material	NCG	H5G / -S / -Z	X5G-Z / -S	ESG 4	ESG 5	HDG 2	ZSG 4	ZSG mini	DSG 4	Verso	HSG
80 892 36200	•	•		•		•	•	•	•		•

Jaw, grip

▲ Price per piece

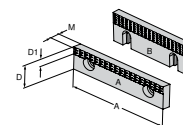


Illustration	A	A ₁	D	D ₁	D ₂	E	M	M ₁	M ₂
A	40		22	7			7,8		
A	65		22	7			7,8		
A	90		22	7			7,8		
B	100		35	12			10		
B	125		40	14,5			11,5		
B	160		50	14,5			13,5		

£ 32.52

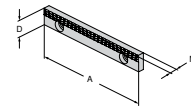
Y4

Material	NCG	H5G / -S / -Z	X5G-Z / -S	ESG 4	ESG 5	HDG 2	ZSG 4	ZSG mini	DSG 4	Verso	HSG
80 892 279										•	
80 892 280										•	
80 892 284										•	
80 892 21700	•					•					•
80 892 21800	•					•			•		•
80 892 21900	•					•					•

General top jaws overview

Top jaw, grip

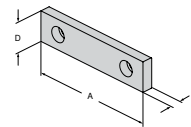
▲ Price per piece



For vice width	A	A ₁	D	D ₁	D ₂	E	M	M ₁	M ₂	£	Y4	NCG	H5G / -S / -Z	X5G-Z / -S	ESG 4	ESG 5	HDG 2	ZSG 4	ZSG mini	DSG 4	Verso	HSG	
125			18				7,8			63.99		●	●	●							●		

Ground top jaw

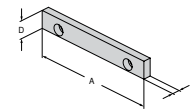
▲ Price per piece



For vice width	A	A ₁	D	D ₁	D ₂	E	M	M ₁	M ₂	£	Y4	NCG	H5G / -S / -Z	X5G-Z / -S	ESG 4	ESG 5	HDG 2	ZSG 4	ZSG mini	DSG 4	Verso	HSG	
40			22				7,7			32.52		●	●	●									●
40			35				10			36.72		●	●	●									●
65			22				7,7			36.72		●	●	●									●
65			35				10			39.86		●	●	●									●
90			22				7,7			39.86		●	●	●									●
90			35				10			48.25		●	●	●									●

Ground top jaw

▲ Price per piece

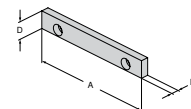


For vice width	A	A ₁	D	D ₁	D ₂	E	M	M ₁	M ₂	£	Y4	NCG	H5G / -S / -Z	X5G-Z / -S	ESG 4	ESG 5	HDG 2	ZSG 4	ZSG mini	DSG 4	Verso	HSG	
125			18				7,6			49.30		●	●	●							●		

Top jaw, carbide coated

▲ with carbide coating

▲ Price per piece

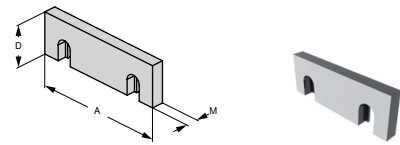


For vice width	A	A ₁	D	D ₁	D ₂	E	M	M ₁	M ₂	£	Y4	NCG	H5G / -S / -Z	X5G-Z / -S	ESG 4	ESG 5	HDG 2	ZSG 4	ZSG mini	DSG 4	Verso	HSG	
125			18				7,6			97.56		●	●	●							●		

General top jaws overview

Smooth jaw

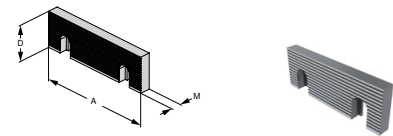
▲ Price per piece



For vice width	A	A ₁	D	D ₁	D ₂	E	M	M ₁	M ₂	£	Y4	NCG	H5G / -S / -Z	X5G-Z / -S	ESG 4	ESG 5	HDC 2	ZSG 4	ZSG mini	DSG 4	Verso	HSG		
100			35				10			38.81	80 892 20400	●					●						●	
125			40				11,5			47.21	80 892 20500	●			●		●				●			●
160			50				13,5			53.50	80 892 20600	●			●		●	●						●

Jaw, profiled

▲ Price per piece

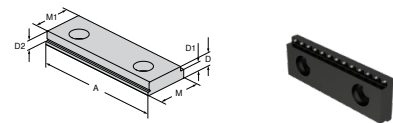


For vice width	A	A ₁	D	D ₁	D ₂	E	M	M ₁	M ₂	£	Y4	NCG	H5G / -S / -Z	X5G-Z / -S	ESG 4	ESG 5	HDC 2	ZSG 4	ZSG mini	DSG 4	Verso	HSG		
100			35				10			44.06	80 892 20700	●					●						●	
125			40				11,5			53.50	80 892 20800	●			●		●	●			●			●
160			50				13,5			60.84	80 892 20900	●			●		●	●						●

Grip jaw, indexable

▲ For vertical and horizontal application

▲ Price per piece



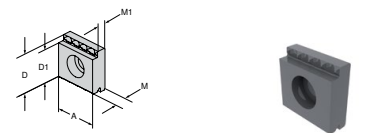
For vice width	A	A ₁	D	D ₁	D ₂	E	M	M ₁	M ₂	£	Y4	NCG	H5G / -S / -Z	X5G-Z / -S	ESG 4	ESG 5	HDC 2	ZSG 4	ZSG mini	DSG 4	Verso	HSG		
65			8	5,5	5		22	19		35.67	80 895 340	●	●											
100			10,5	8	5		35	32		50.35	80 895 343	●	●				●							●

Grip jaw, indexable

▲ For vertical and horizontal application

▲ 3 point clamping

▲ Price per piece

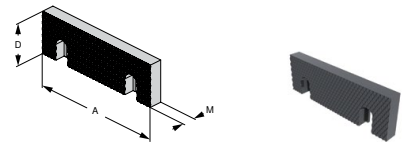


For vice width	A	A ₁	D	D ₁	D ₂	E	M	M ₁	M ₂	£	Y4	NCG	H5G / -S / -Z	X5G-Z / -S	ESG 4	ESG 5	HDC 2	ZSG 4	ZSG mini	DSG 4	Verso	HSG		
65	22		22	19			8	5,5		18.88	80 895 335	●	●					●						
100	35		35	32			10,5	8		30.42	80 895 345	●	●				●							

General top jaws overview

Jaw, cut

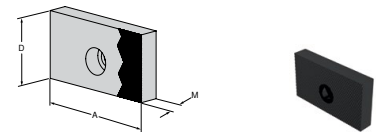
▲ Price per piece



For vice width	A	A ₁	D	D ₁	D ₂	E	M	M ₁	M ₂	£	Y4	NCG	H5G / -S / -Z	X5G-Z / -S	ESG 4	ESG 5	HDG 2	ZSG 4	ZSG mini	DSG 4	Verso	HSG	
100			35				11			51.40	80 892 20100	●					●						●
125			40				12,5			62.94	80 892 20200	●			●		●				●		●
160			50				14,5			73.43	80 892 20300	●			●		●	●					●

Jaw, cut

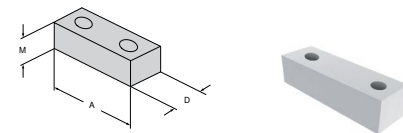
▲ Price per piece



For vice width	A	A ₁	D	D ₁	D ₂	E	M	M ₁	M ₂	£	Y4	NCG	H5G / -S / -Z	X5G-Z / -S	ESG 4	ESG 5	HDG 2	ZSG 4	ZSG mini	DSG 4	Verso	HSG		
40			35				11			36.72	80 889 408											●		
40			22				8			32.52	80 889 404												●	
65			35				11			39.86	80 889 658												●	
65			22				8			36.72	80 889 654												●	
90			35				11			48.25	80 889 908												●	
90			22				8			39.86	80 889 904												●	

Soft jaw, steel

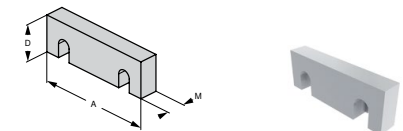
- ▲ Material: 16MnCr5
- ▲ Only for vertical application
- ▲ Price per piece



For vice width	A	A ₁	D	D ₁	D ₂	E	M	M ₁	M ₂	£	Y4	NCG	H5G / -S / -Z	X5G-Z / -S	ESG 4	ESG 5	HDG 2	ZSG 4	ZSG mini	DSG 4	Verso	HSG		
40			22				20			32.52	80 895 244												●	
65			22				20			36.72	80 895 245		●		●				●					●
90			22				20			39.86	80 895 246													●

Soft jaw, steel

- ▲ Material: 14NiCr14
- ▲ for the preparation of formed jaws
- ▲ Price per piece

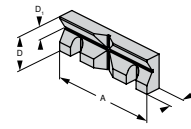


For vice width	A	A ₁	D	D ₁	D ₂	E	M	M ₁	M ₂	£	Y4	NCG	H5G / -S / -Z	X5G-Z / -S	ESG 4	ESG 5	HDG 2	ZSG 4	ZSG mini	DSG 4	Verso	HSG	
100			35				16			41.96	80 892 24700	●						●					●
125			40				20			49.30	80 892 24800	●	●		●		●	●			●		●
160			50				20			55.60	80 892 24900	●			●		●	●					●

General top jaws overview

Prismatic jaw

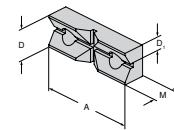
- ▲ with horizontal and vertical prism
- ▲ prism horizontally and vertically ground for parallelism
- ▲ Price per piece



For clamping diameter	A	A ₁	D	D ₁	D ₂	E	M	M ₁	M ₂	£	Y4	NCG	H5G / -S / -Z	X5G-Z / -S	ESG 4	ESG 5	HDG 2	ZSG 4	ZSG mini	DSG 4	Verso	HSG		
11 - 41	100		35	13			15,5			123.78	80 892 26100	●					●						●	
14 - 48	125		40	16			17,5			137.42	80 892 26200	●	●		●		●				●			●
16 - 60	160		50	20			19,5			205.60	80 892 26300	●			●		●	●						●

Prismatic jaw

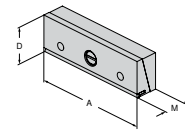
- ▲ with horizontal and vertical prism
- ▲ price per piece



For clamping diameter	A	A ₁	D	D ₁	D ₂	E	M	M ₁	M ₂	£	Y4	NCG	H5G / -S / -Z	X5G-Z / -S	ESG 4	ESG 5	HDG 2	ZSG 4	ZSG mini	DSG 4	Verso	HSG		
11 - 22	65		22	11			15			125.88	80 895 337		●					●						

Precision pull down jaw

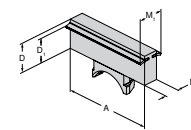
- ▲ Pull down jaw is only for use on the movable jaw
- ▲ Price per piece



For vice width	A	A ₁	D	D ₁	D ₂	E	M	M ₁	M ₂	£	Y4	NCG	H5G / -S / -Z	X5G-Z / -S	ESG 4	ESG 5	HDG 2	ZSG 4	ZSG mini	DSG 4	Verso	HSG	
	100		35				25			249.66	80 892 370	●						●					●
	125		40				25			257.01	80 892 371	●	●		●		●	●			●		●
	160		50				27,5			393.38	80 892 372	●			●		●	●					●

Adapter jaws with pull down

- ▲ for the types NCG, NCG2, and HDG2
- ▲ with reciprocal pull down feather/spring jaws
- ▲ price per piece



For vice width	A	A ₁	D	D ₁	D ₂	E	M	M ₁	M ₂	£	Y4	NCG	H5G / -S / -Z	X5G-Z / -S	ESG 4	ESG 5	HDG 2	ZSG 4	ZSG mini	DSG 4	Verso	HSG	
	100		35	28			28	45		277.99	80 892 258	●											
	125		40	32,5			20	35		271.69	80 892 259	●					●						
	160		50	42			20	35		324.14	80 892 260	●					●						

General top jaws overview

Multipin front jaw

▲ Price per piece

NCG **HDG**
2



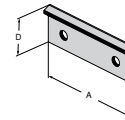
80 890 ...

£
Y4
303.16 30200

A mm	D mm
125	40

Pull down jaw with spring plate

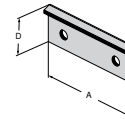
▲ for finish machining
▲ Price per piece



For vice width	A	A ₁	D	D ₁	D ₂	E	M	M ₁	M ₂	£	Y4	NCG	H5G / -S / -Z	X5G-Z / -S	ESG 4	ESG 5	HDG 2	ZSG 4	ZSG mini	DSG 4	Verso	HSG	
80			24							63.99	80 901 309												
125			35							83.92	80 901 310				●				●		●		
160			45							95.46	80 901 311				●				●				

Pull down jaw with spring plate

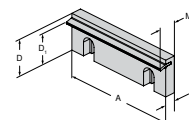
▲ for finish machining
▲ Price per piece



For vice width	A	A ₁	D	D ₁	D ₂	E	M	M ₁	M ₂	£	Y4	NCG	H5G / -S / -Z	X5G-Z / -S	ESG 4	ESG 5	HDG 2	ZSG 4	ZSG mini	DSG 4	Verso	HSG	
65			23							55.60	80 898 923												
100			36							70.28	80 898 924	●											●
125			41							83.92	80 898 925	●						●					●
160			51							95.46	80 898 926	●						●					●

Spring leaf pull down jaw

▲ Price per piece

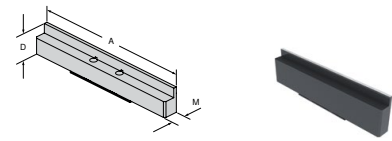


For vice width	A	A ₁	D	D ₁	D ₂	E	M	M ₁	M ₂	£	Y4	NCG	H5G / -S / -Z	X5G-Z / -S	ESG 4	ESG 5	HDG 2	ZSG 4	ZSG mini	DSG 4	Verso	HSG	
100			35	28			10	18,5		57.70	80 892 22800	●					●						●
125			40	32,5			11,5	19		66.09	80 892 22900	●			●		●				●		●
160			50	42			13,5	21		86.02	80 892 23000	●			●		●						●

Workpiece supports overview

Workpiece supports, offset

- ▲ hardened and ground
- ▲ held by means of spring wedge in the baseplate
- ▲ Price for 2 pieces



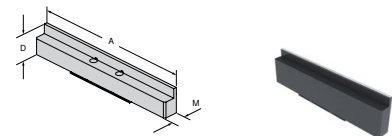
For vice width	A	A ₁	D	D ₁	D ₂	E	M	M ₁	M ₂	£	Y4	NCG	H5G / -S / -Z	X5G-Z / -S	ESG 4	ESG 5	HDG 2	ZSG 4	ZSG mini	DSG 4	Verso	HSG		
100			16				10,5			130.08	80 890 401	●												
100			11				10,5			130.08	80 890 400	●												
100			23				10,5			130.08	80 890 409	●												
100			25,5				10,5			130.08	80 890 411	●												
100			29,5				10,5			130.08	80 890 421	●												
125			32,5				10,5			150.01	80 890 395	●												
125			11				10,5			150.01	80 890 390	●												
125			16				10,5			150.01	80 890 391	●												
125			21				10,5			150.01	80 890 392	●												
125			26				10,5			150.01	80 890 393	●												
125			29				10,5			150.01	80 890 394	●												
125			36				10,5			150.01	80 890 396	●												
125			25				10,5			150.01	80 890 422	●												
160			39				10,5			191.97	80 890 454	●												
160			26				10,5			182.53	80 890 452	●												
160			42,5				10,5			205.60	80 890 456	●												

For vice width	A	A ₁	D	D ₁	D ₂	E	M	M ₁	M ₂	£	Y4	NCG	H5G / -S / -Z	X5G-Z / -S	ESG 4	ESG 5	HDG 2	ZSG 4	ZSG mini	DSG 4	Verso	HSG	
125							10,5			986.06	80 890 399	●											

 **80 890 399:** Set of 7 workpiece supports of 2 pieces in a wooden box (exclusive **80 890 422**)

Workpiece supports, offset

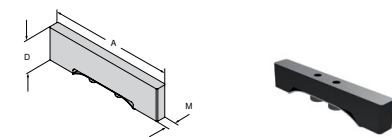
- ▲ Hardened and ground
- ▲ Held by means of clamping springs in the base plate
- ▲ 2 pieces contained in set
- ▲ Price per set



For vice width	A	A ₁	D	D ₁	D ₂	E	M	M ₁	M ₂	£	Y4	NCG	H5G / -S / -Z	X5G-Z / -S	ESG 4	ESG 5	HDG 2	ZSG 4	ZSG mini	DSG 4	Verso	HSG			
125			11				10,5			146.86	80 901 703				●										
125			21				10,5			150.01	80 901 704				●										
125			25				10,5			146.86	80 901 705				●										
160			26				10,5			178.33	80 901 700				●										
125			32,5				10,5			146.86	80 901 706				●										
160			39				10,5			188.82	80 901 701				●										
160			42,5				10,5			201.41	80 901 702				●										

Workpiece supports, offset

- ▲ Hardened and ground
- ▲ Held by means of clamping springs in the base plate
- ▲ Two pieces contained in set
- ▲ Price per set

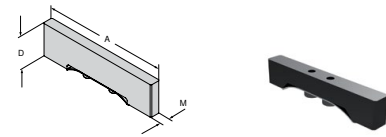


For vice width	A	A ₁	D	D ₁	D ₂	E	M	M ₁	M ₂	£	Y4	NCG	H5G / -S / -Z	X5G-Z / -S	ESG 4	ESG 5	HDG 2	ZSG 4	ZSG mini	DSG 4	Verso	HSG				
80			15				10,5			121.68	80 901 707				●											
80			20				10,5			121.68	80 901 708				●											

Workpiece supports overview

Workpiece supports, offset

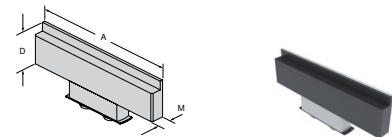
- ▲ Hardened and ground
- ▲ Held by means of clamping springs in the base plate
- ▲ Two pieces contained in set
- ▲ Price per set



For vice width	A	A ₁	D	D ₁	D ₂	E	M	M ₁	M ₂	£	Y4	NCG	H5G / -S / -Z	X5G-Z / -S	ESG 4	ESG 5	HDG 2	ZSG 4	ZSG mini	DSG 4	Verso	HSG			
125			15				10,5			146.86	80 906 715														
125			22				10,5			146.86	80 906 722														●
125			25				10,5			146.86	80 906 725														●
125			32,5				10,5			146.86	80 906 732														●

Workpiece supports

- ▲ hardened and ground
- ▲ held by spring clips in the baseplate
- ▲ Price for 2 pieces



For vice width	A	A ₁	D	D ₁	D ₂	E	M	M ₁	M ₂	£	Y4	NCG	H5G / -S / -Z	X5G-Z / -S	ESG 4	ESG 5	HDG 2	ZSG 4	ZSG mini	DSG 4	Verso	HSG				
100			16				10,5			125.88	80 892 401															
100			25,5				10,5			125.88	80 892 411															●
100			29,5				10,5			125.88	80 892 421															●
125			11				10,5			150.01	80 892 390															●
125			16				10,5			150.01	80 892 391															●
125			21				10,5			150.01	80 892 392															●
125			26				10,5			150.01	80 892 393															●
125			29				10,5			150.01	80 892 394															●
125			32,5				10,5			150.01	80 892 395															●
125			36				10,5			150.01	80 892 396															●
160			26				10,5			182.53	80 892 403															●
160			39				10,5			191.97	80 892 413															●
160			42,5				10,5			205.60	80 892 423															●

For vice width	A	A ₁	D	D ₁	D ₂	E	M	M ₁	M ₂	£	Y4	NCG	H5G / -S / -Z	X5G-Z / -S	ESG 4	ESG 5	HDG 2	ZSG 4	ZSG mini	DSG 4	Verso	HSG			
125							10,5			986.06	80 892 399							●							

80 892 399: Set of 7 workpiece supports of 2 pieces in a wooden box

Magnet workpiece supports, set



- ▲ With clearance on the underside
- ▲ Flexible and rational clamping
- ▲ Height accuracy +/- 0.01 mm
- ▲ Quick and easy to install thanks to magnetic adhesion

Workpiece supports overview

Magnet workpiece supports, set

- ▲ Stainless spring steel
- ▲ Pressed magnets
- ▲ Delivered in set: 5 pairs of 2 pieces
- ▲ Price per set



A	D	M	£	Y4	NCG	H5G / -S / -Z	X5G-Z / -S	ESG 4	ESG 5	HDG 2	ZSG 4	ZSG mini	DSG 4	Verso	HSG
80	5 / 10 / 15 / 20 / 22	2,5	285.33	80 878 79800	●		●	●			●		●		
125	8 / 12 / 15 / 20 / 22	2,5	320.99	80 878 79700	●		●	●			●		●		
125	8 / 12 / 20 / 25 / 27	2,5	320.99	80 878 79900	●		●	●			●		●		

Magnet workpiece supports, set

- ▲ Stainless spring steel
- ▲ Pressed magnets
- ▲ Delivered in set: 5 pairs of 2 pieces
- ▲ Price per set



A	D	M	£	Y4	NCG	H5G / -S / -Z	X5G-Z / -S	ESG 4	ESG 5	HDG 2	ZSG 4	ZSG mini	DSG 4	Verso	HSG
100	12 / 20 / 25 / 30 / 32	2,5	312.60	80 892 79700	●		●				●	●			
125	12 / 25 / 30 / 35 / 37	2,5	329.39	80 892 79800	●		●				●	●	●		
160	15 / 30 / 40 / 45 / 47	2,5	346.17	80 892 79900	●		●	●			●	●	●		

Magnet workpiece supports, set

- ▲ Stainless spring steel
- ▲ Pressed magnets
- ▲ Delivered in set: 5 pairs of 2 pieces
- ▲ Price per set

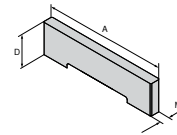


A	D	M	£	Y4	NCG	H5G / -S / -Z	X5G-Z / -S	ESG 4	ESG 5	HDG 2	ZSG 4	ZSG mini	DSG 4	Verso	HSG
125	9 / 22 / 27 / 32 / 34	2,5	320.99	80 901 79900	●		●				●	●	●		

Workpiece supports overview

Magnet workpiece supports

▲ Price per pair



A	D	M	£	Y4	NCG	H6G / -S / -Z	X5G-Z / -S	ESG 4	ESG 5	HGG 2	ZSG 4	ZSG mini	DSG 4	Verso	HSG
80	5	2,5	65.04	80 892 79600											
80	10	2,5	65.04	80 892 79500											
80	15	2,5	65.04	80 892 79400											
80	20	2,5	65.04	80 892 79300											
80	22	2,5	65.04	80 892 79200											
100	12	2,5	68.19	80 892 79100											
100	20	2,5	68.19	80 892 79000											
100	25	2,5	68.19	80 892 78900											
100	27	2,5	68.19	80 892 78800											
100	29	2,5	68.19	80 892 78700											
100	30	2,5	68.19	80 892 78600											
100	31	2,5	68.19	80 892 78500											
100	32	2,5	68.19	80 892 78400											
125	8	2,5	71.33	80 892 78300											
125	9	2,5	71.33	80 892 78200											
125	10	2,5	71.33	80 892 78100											
125	12	2,5	71.33	80 892 78000											
125	15	2,5	71.33	80 892 77900											
125	20	2,5	71.33	80 892 77800											
125	22	2,5	71.33	80 892 77700											
125	23	2,5	71.33	80 892 77600											
125	25	2,5	71.33	80 892 77500											
125	27	2,5	71.33	80 892 77400											
125	30	2,5	71.33	80 892 77300											
125	31	2,5	71.33	80 892 77200											
125	32	2,5	71.33	80 892 77100											
125	33	2,5	71.33	80 892 77000											
125	34	2,5	71.33	80 892 76900											
125	35	2,5	71.33	80 892 76800											
125	36	2,5	71.33	80 892 76700											
125	37	2,5	71.33	80 892 76600											
160	15	2,5	77.63	80 892 76500											
160	22	2,5	77.63	80 892 76400											
160	30	2,5	77.63	80 892 76300											
160	37	2,5	77.63	80 892 76200											
160	40	2,5	77.63	80 892 76100											
160	41	2,5	77.63	80 892 76000											
160	42	2,5	77.63	80 892 75900											
160	43	2,5	77.63	80 892 75800											
160	44	2,5	77.63	80 892 75700											
160	45	2,5	78.68	80 892 75600											
160	46	2,5	77.63	80 892 75500											
160	47	2,5	77.63	80 892 75400											

Workpiece support, magnetic


Scope of supply:

Including stop pin 50 mm/100 mm



for width mm	Size	80 892 ...
		£ Y4
80/100/125/160	60x15	109.10 23800
80/100/125/160	115x15	157.35 23900

Extension for workpiece support, magnetic



for width mm	Size	80 892 ...
		£ Y4
80/100/125/160	68x30 mm	83.92 25400

Accessories General Overview

Alignment and centering kit for T-slots

▲ Price per piece

H5G -Z	ESG 4
DSG 4	



80 897 ...

l mm	for slot width mm	£ Y4	
100	14	54.55	114
100	16	54.55	116
100	18	54.55	118

Alignment and centring set

▲ Price per piece

ESG 4	DSG 4
----------	----------



80 906 ...

l mm	for slot width mm	£ Y4	
80	12	57.70	812
80	14	57.70	814
80	16	57.70	816
80	18	57.70	818

Clamping Screw Set for T-slot for MNG

▲ Price for 2 pieces

ESG 4	ZSG 4
DSG 4	



80 899 ...

for width mm	G	£ Y4	
12	M10	14.69	312
14	M12	14.69	314
16	M12	19.93	316
18	M12	25.18	318

Workpiece stop

NCG	H5G	HDG 2	DSG 4
ESG 4	ZSG 4		



80 892 ...

£
Y4
62.94 400

Workpiece stop

ESG 4	ZSG 4
DSG 4	



80 895 ...

£
Y4
43.01 010

Workpiece stop

ESG 4	ZSG 4
----------	----------




80 884 ...

£
Y4
41.96 400

Accessories General Overview

Replacement spring plates

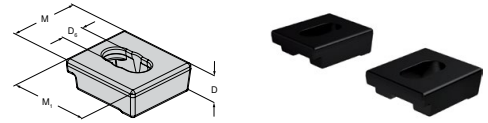
- ▲ price per piece
- ▲ for pull down and intermediate jaws



		80 892 ...	
for width		£	
mm		Y4	
100		23.08	430
125		24.13	431
160		26.23	432

Clamping claws

- ▲ Price for 2 pieces



				80 890 ...	
D	D ₆	M	M ₁	£	
mm	mm	mm	mm	Y4	
20	16	50	57	36.72	315

Clamping levers overview

Clamping Handle with Joint


▲ without socket



Torque in Nm	Square drive	DRVS	£	Y4	NCG	H5G / -S / -Z	X5G-Z / -S	ESG 4	ESG 5	HDC 2	ZSG 4	ZSG mini	DSG 4	Verso	HSG	MNG	MNG mini
	1/2"		73.43	80 891 600				●			●						

Torque Wrench

▲ without socket



Torque in Nm	Square drive	DRVS	£	Y4	NCG	H5G / -S / -Z	X5G-Z / -S	ESG 4	ESG 5	HDC 2	ZSG 4	ZSG mini	DSG 4	Verso	HSG	MNG	MNG mini
10 - 100	1/2"		269.59	80 884 502				●			●	●	●				
20 - 200	1/2"		269.59	80 884 504				●			●	●	●				

Torque key


▲ without socket



Torque in Nm	Square drive	DRVS	£	Y4	NCG	H5G / -S / -Z	X5G-Z / -S	ESG 4	ESG 5	HDC 2	ZSG 4	ZSG mini	DSG 4	Verso	HSG	MNG	MNG mini
5 - 50	3/8"		269.59	80 884 402								●		●		●	

Control set

▲ Torque key incl. socket, screwdriver A/F10 and 1/2" extension



Torque in Nm	Square drive	DRVS	£	Y4	NCG	H5G / -S / -Z	X5G-Z / -S	ESG 4	ESG 5	HDC 2	ZSG 4	ZSG mini	DSG 4	Verso	HSG	MNG	MNG mini
8 - 50	3/8"	10	315.75	80 899 410												●	

Clamping levers overview

Socket

▲ Suitable for 1/2" or 3/8" square drive



Torque in Nm	Square drive	DRVS	£	Y4	NCG	H5G / -S / -Z	X5G-Z / -S	ESG 4	ESG 5	HDC 2	ZSG 4	ZSG mini	DSG 4	Veriso	HSG	MNG	MNG mini
	3/8"	5	17.83	80 877 105													
	3/8"	6	20.19	80 877 10600													
	3/8"	8	17.83	80 877 108										•		•	•
	1/2"	8	17.83	80 877 208													
	1/2"	10	17.83	80 877 210													
	1/2"	14	17.83	80 877 214			•										

Socket

▲ Suitable for 1/2" or 3/8" square drive



Torque in Nm	Square drive	DRVS	£	Y4	NCG	H5G / -S / -Z	X5G-Z / -S	ESG 4	ESG 5	HDC 2	ZSG 4	ZSG mini	DSG 4	Veriso	HSG	MNG	MNG mini
	3/8"	7	17.83	80 875 107													
	3/8"	11	17.83	80 875 11100								•					
	3/8"	12	17.83	80 875 112				•			•		•				
	1/2"	12	17.83	80 875 212				•			•		•				
	1/2"	14	17.83	80 875 214				•			•		•				

Screws Overview

Clamping screw for top jaws

▲ DIN EN ISO 4762 (1998-02)



For vice width	G	J ₁₇	£	Y4	NCG	H5G / -S / -Z	X5G-Z / -S	ESG 4	ESG 5	HDG 2	ZSG 4	ZSG mini	DSG 4	Verzo	HSG	MNG	MNG mini	
	M8x12		1.05	80 892 296	●	●					●	●						
	M6x8		1.05	80 895 013									●		●			

Clamping screw with shallow head for top jaws

▲ see DIN7984 (1985-05)



For vice width	G	J ₁₇	£	Y4	NCG	H5G / -S / -Z	X5G-Z / -S	ESG 4	ESG 5	HDG 2	ZSG 4	ZSG mini	DSG 4	Verzo	HSG	MNG	MNG mini
	M8x10		1.05	80 889 950	●	●					●	●					

Clamping screw for system jaws

▲ Price per piece



For vice width	G	J ₁₇	£	Y4	NCG	H5G / -S / -Z	X5G-Z / -S	ESG 4	ESG 5	HDG 2	ZSG 4	ZSG mini	DSG 4	Verzo	HSG	MNG	MNG mini
	M12x20		1.05	80 890 630	●	●											
	M12x40		2.10	80 890 632	●	●											

Allen cap screw

▲ DIN 912



For vice width	G	J ₁₇	£	Y4	NCG	H5G / -S / -Z	X5G-Z / -S	ESG 4	ESG 5	HDG 2	ZSG 4	ZSG mini	DSG 4	Verzo	HSG	MNG	MNG mini
	M12x45		2.10	80 899 124												●	

Dowel screws

▲ Price for 2 pieces



For vice width	G	J ₁₇	£	Y4	NCG	H5G / -S / -Z	X5G-Z / -S	ESG 4	ESG 5	HDG 2	ZSG 4	ZSG mini	DSG 4	Verzo	HSG	MNG	MNG mini
100	M12x38	12	36.72	80 890 313	●			●									
125 / 160	M16x55	16	58.74	80 890 314	●												

Screws Overview

Dowel screw

▲ Price for 2 pieces



For vice width	G	J ₁₇	£	Y4	NCG	H5G / -S / -Z	X5G-Z / -S	ESG 4	ESG 5	HDG 2	ZSG 4	ZSG mini	DSG 4	Verso	HSG	MING	MING mini
125	M12x45	12	25.18	80 895 019	●	●	●	●	●	●	●	●	●			●	

Clamping screw and T-Nuts

▲ For mounting the clamping claw

▲ Price per 2 pieces



For slot width	G	J ₁₇	£	Y4	NCG	H5G / -S / -Z	X5G-Z / -S	ESG 4	ESG 5	HDG 2	ZSG 4	ZSG mini	DSG 4	Verso	HSG	MING	MING mini
12	M10		16.78	80 890 308	●	●		●		●	●		●	●			
14	M12		16.78	80 890 309	●	●		●		●	●		●	●			
16	M14		17.83	80 890 310	●	●		●		●	●		●	●			
18	M16		18.88	80 890 311	●	●		●		●	●		●	●			

Clamping screws for round clamps, T-Nut

▲ incl. nut and washer


▲ Price per 2 Pieces



For slot width	G	J ₁₇	£	Y4	NCG	H5G / -S / -Z	X5G-Z / -S	ESG 4	ESG 5	HDG 2	ZSG 4	ZSG mini	DSG 4	Verso	HSG	MING	MING mini
12	M10		14.69	80 899 112										●		●	
14	M12		14.69	80 899 114										●		●	
16	M12		16.78	80 899 116										●		●	
18	M12		17.83	80 899 118										●		●	

Tenon incl. screw

▲ Price per 2 pieces



For slot width	G	J ₁₇	£	Y4	NCG	H5G / -S / -Z	X5G-Z / -S	ESG 4	ESG 5	HDG 2	ZSG 4	ZSG mini	DSG 4	Verso	HSG	MING	MING mini
12	M6		61.89	80 898 412	●	●		●		●			●				
14	M6		61.89	80 898 414	●	●		●		●			●				
16	M6		61.89	80 898 416	●	●		●		●			●				
18	M6		61.89	80 898 418	●	●		●		●			●				