

## New products for clamping technology

### **NEW** SoloClamp – ESG 5



60–68

**ESG**  
5

The new, optimised ESG 5 – with a focus on improved user-friendliness and durability.

### **NEW** CentriClamp – ZSG 4




85–103

**ZSG**  
4

The new, optimised ZSG 4 – with a focus on improved user-friendliness and durability.

### **NEW** CentriClamp – ZSG mini



104–112

**ZSG**  
mini

The ZSG mini is ideal for clamping small workpieces.

### **NEW** PolyClamp – Verso



132–144

**Verso**

The new flexible multiple vice with quick jaw change system for many small and large workpieces.

### **NEW** Stationary three-jaw chuck – SBF 3



145–150

**SBF**  
3

The SBF 3 can be used to perfectly clamp round components.

Solid drilling and bore machining

- 1 HSS drilling
- 2 Solid carbide drilling
- 3 Indexable insert drilling
- 4 Reaming and Countersinking
- 5 Spindle Tooling

Threading

- 6 Taps and thread formers
- 7 Circular and Thread Milling
- 8 Thread turning

Turning

- 9 Turning Tools
- 10 Multifunctional Tools – EcoCut and FreeTurn
- 11 Grooving Tools
- 12 Miniature turning tools

Milling

- 13 HSS Milling Cutters
- 14 Solid Carbide milling cutters
- 15 Milling tools with indexable inserts

Clamping technology

- 16 Adaptors and Accessories
- 17 Workpiece clamping

- 18 Material examples

## Table of contents

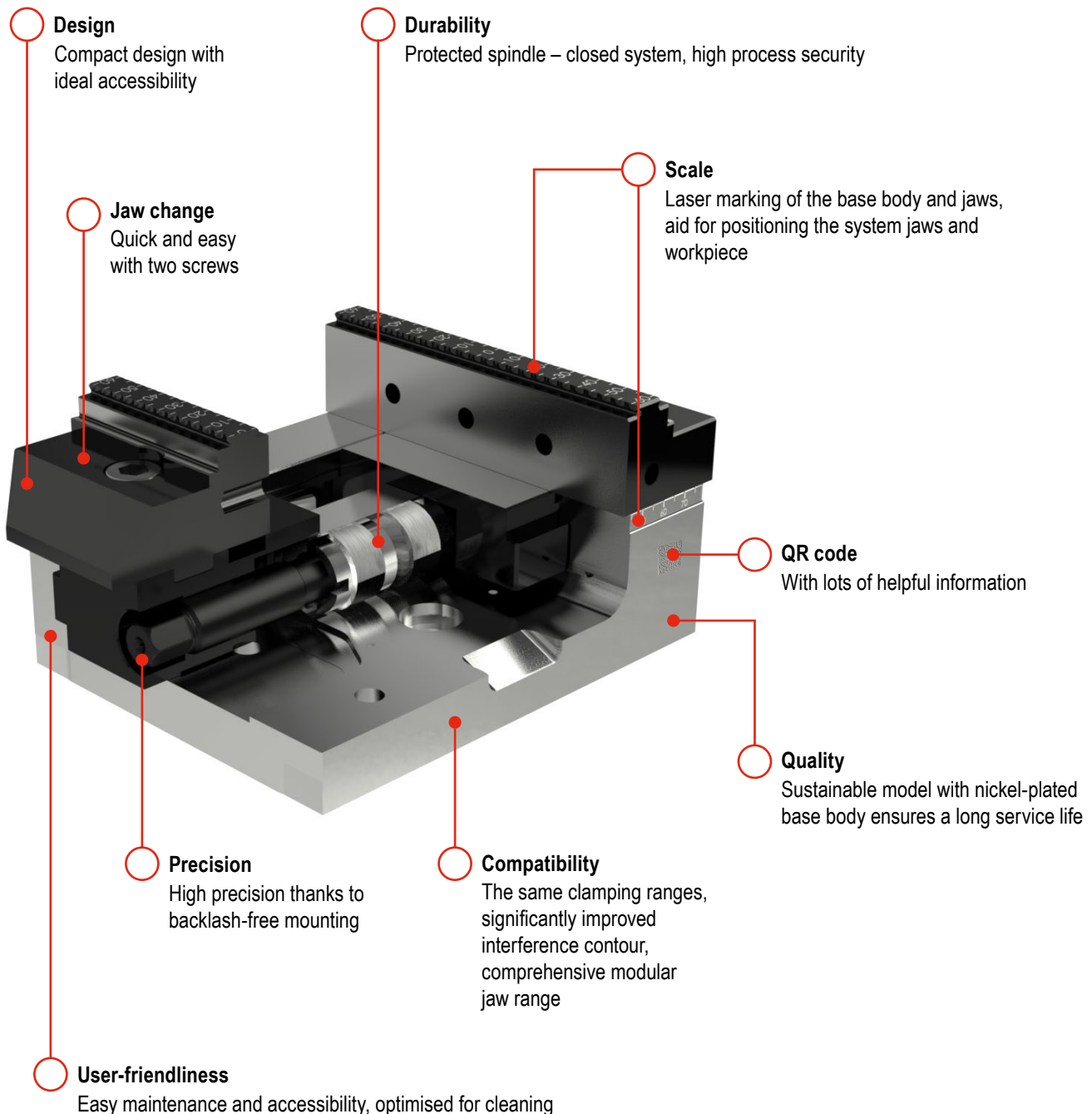
The new, optimised ZSG 4	4
Clamping systems overview	5
Toolfinder – Clamping systems	6–9
Product programme	10–201
General top jaws overview	181–190
Workpiece supports overview	191–195
Accessories General Overview	196+197
Clamping levers overview	198+199
Screws Overview	200+201

## WNT \ Performance

Premium quality tools for high performance.

The premium quality tools from the **WNT Performance** product line have been designed for specific applications and are distinguished by their outstanding performance. If you make high demands on the performance of your production and want to achieve the very best results, we recommend the Premium tools in this product line.

## The new, optimised ZSG 4



**Design**  
Compact design with ideal accessibility

**Durability**  
Protected spindle – closed system, high process security

**Jaw change**  
Quick and easy with two screws

**Scale**  
Laser marking of the base body and jaws, aid for positioning the system jaws and workpiece

**QR code**  
With lots of helpful information

**Quality**  
Sustainable model with nickel-plated base body ensures a long service life

**Precision**  
High precision thanks to backlash-free mounting

**Compatibility**  
The same clamping ranges, significantly improved interference contour, comprehensive modular jaw range

**User-friendliness**  
Easy maintenance and accessibility, optimised for cleaning

## Clamping systems overview

### SoloClamp – Single clamping vice

- ▲ Power-assisted systems NCG, HDG 2 and H5G
- ▲ Fixed jaws as reference
- ▲ High repeatability
- ▲ Very good angular accuracy



High precision and force amplification

### CentriClamp – Centric vice

- ▲ symmetrical clamping
- ▲ very good accessibility for 5-sided machining
- ▲ part datum always centered
- ▲ high repeatability



High process security with encapsulated system

### PolyClamp – Multiple vice

- ▲ Faster set up times
- ▲ multifunctional use
- ▲ optimum utilization of the machine table
- ▲ high repeatability



Increased machine uptime

### Stationary three-jaw chuck – SBF 3

- ▲ Suitable for 3/5-axis machining of round components
- ▲ Compatible with PNG and MNG zero point clamping systems
- ▲ Wedge bar drive
- ▲ Hardened and stiff base body
- ▲ Optimised lubrication system



The perfect clamping situation for round components

### Clamping variants

- ▲ Zero point clamping systems
- ▲ Zero point clamping system grid plates
- ▲ MNG – Mechanical zero point clamping system
- ▲ PNG – Pneumatic zero point clamping system



Reduction in setup times

### Clamping Towers

- ▲ Double sided clamping tower
- ▲ Triangular clamping tower
- ▲ Cruciform clamping tower
- ▲ Cube clamping tower



Automation made easy



A variety of clamping towers can be found in our online shop at [cuttingtools.ceratizit.com](http://cuttingtools.ceratizit.com)




## Toolfinder clamping systems

Type	Description	3 axis	4 axis	5 axis
SoloClamp – Single clamping vice	<b>NCG</b>  <ul style="list-style-type: none"> <li>▲ 160° quick clamping</li> <li>▲ rapid installation and removal of the spindle assembly</li> <li>▲ quick span adjustment</li> </ul>	✓	✓	
	<b>NCG 5A</b>  <ul style="list-style-type: none"> <li>▲ 160° quick clamping</li> <li>▲ for 5 axis machining</li> <li>▲ quick span adjustment</li> </ul>	✓		✓
	<b>H5G</b>  <ul style="list-style-type: none"> <li>▲ fast handle clamping</li> <li>▲ 5 axis high power vice</li> <li>▲ 100% encapsulated</li> </ul>	✓		✓
	<b>H5G -Z</b>  <ul style="list-style-type: none"> <li>▲ Fast handle clamping</li> <li>▲ 5-axis high power vice</li> <li>▲ 100% encapsulated</li> <li>▲ With movable fixed jaw</li> </ul>	✓		✓
	<b>X5G -Z</b>  <ul style="list-style-type: none"> <li>▲ 100 % encapsulated</li> <li>▲ Optimum accessibility</li> <li>▲ 5- and 6-sided machining possible</li> <li>▲ Fast jaw changeover without tools</li> </ul>	✓		✓
	<b>ESG 4</b>  <ul style="list-style-type: none"> <li>▲ 100 % encapsulated</li> <li>▲ Precision base body</li> <li>▲ High clamping force</li> <li>▲ Large clamping range</li> </ul>	✓	✓	✓
	<b>ESG 5</b>  <ul style="list-style-type: none"> <li>▲ New version of the sealed centric vice ZSG 4 as single vice</li> <li>▲ Identical dimensions and function as the ZSG 4</li> </ul>	✓	✓	✓
	<b>ESG mini</b>  <ul style="list-style-type: none"> <li>▲ 100% encapsulated</li> <li>▲ Compact and precise</li> <li>▲ Fixed zero point</li> <li>▲ Hydraulic versions also available</li> </ul>	✓	✓	✓
	<b>HDG 2</b>  <ul style="list-style-type: none"> <li>▲ mechanical power transmission</li> <li>▲ clamping force with only one turn of the handle</li> <li>▲ infinitely variable clamping force setting</li> </ul>	✓		
	CentriClamp – Centric vice	<b>ZSG 4</b>  <ul style="list-style-type: none"> <li>▲ ball bearing, backlash free spindle</li> <li>▲ high precision, clamping force and process security</li> <li>▲ repeatability ±0.01 mm</li> </ul>	✓	✓
<b>ZSG mini</b>  <ul style="list-style-type: none"> <li>▲ Fast jaw changeover without tools</li> <li>▲ compact and precise</li> <li>▲ optimum accessibility from all sides</li> <li>▲ stainless, hardened base body</li> </ul>		✓	✓	✓


	Jaw width in mm	Body length in mm	max. clamping range in mm	cubic workpieces	assymetrical workpieces	round workpieces	max. clamping force in kN	Page No.
	100 125 160	305 390 530	245 343 506	✓	✓	✓	30 40 40	10-21
	100 125	305 390	199 269	✓		✓	18 24	13-21
	125	300	249	✓	✓	✓	40	22-36
	125	330 430 500 630	396 466 578	✓	✓	✓	40	26-36
	125	330 430 500 630 800	80-210 80-310 80-380 80-510 80-688	✓	✓	✓	40	37-49
	80 125 160	214 362 480	192 308 434	✓	✓	✓	25 40 50	50-59
	80 125 160	130+190 160+235+300 280+480	63-171 84-281 125-448	✓	✓	✓	35 35 50	60-68
	40 65 100	132 180 240	122 174 243	✓	✓	✓	12 20 40	69-80
	100 125 160	342 400 544	278 338 470	✓		✓	30 40 60	81-84
	80 125 160	130+190 160+235+300 280+480	121-185 163-303 134-462	✓	✓	✓	25 40 50	85-103
	45 70	80 100	7-77	✓	✓	✓	16	104-112



## Toolfinder clamping systems

Type	Description	3 axis	4 axis	5 axis
PolyClamp – Multiple vice	<b>DSG 4</b>  <ul style="list-style-type: none"> <li>▲ Quick assembly and disassembly</li> <li>▲ Flexible clamping system</li> <li>▲ Can be converted into single vice</li> </ul>	✓	✓	✓
	<b>MSG 2</b>  <ul style="list-style-type: none"> <li>▲ internal serration</li> <li>▲ variable use</li> </ul>	✓	✓	✓
	<b>Verso</b>  <ul style="list-style-type: none"> <li>▲ Variable clamping system</li> <li>▲ Clamp several small and large components</li> <li>▲ Innovative multiple vice system</li> </ul>	✓	✓	✓
Stationary three-jaw chuck	<b>SBF 3</b>  <ul style="list-style-type: none"> <li>▲ Suitable for 3/5-axis machining of round components</li> <li>▲ Compatible with PNG and MNG zero point clamping systems</li> </ul>	✓		✓
	 <ul style="list-style-type: none"> <li>▲ Suitable for 3/5-axis machining of round components</li> <li>▲ Compatible with PNG and MNG zero point clamping systems</li> </ul>	✓		✓


Type	Description
Zero point clamping systems mechanical	<b>MNG</b>  <ul style="list-style-type: none"> <li>▲ All round plate for all machine tables</li> </ul>
	<p>pneumatic</p> <b>PNG</b>  <ul style="list-style-type: none"> <li>▲ Process security thanks to self-locking mechanism</li> </ul>
Clamping Towers	 <ul style="list-style-type: none"> <li>▲ Increased machine uptime</li> </ul>

## Manual machine vice

Drilling machine vice	<b>HSG</b>  <ul style="list-style-type: none"> <li>▲ fast jaw adjustment, compact and precise</li> </ul>
-----------------------	---

Jaw width in mm	Body length in mm	max. clamping range in mm	cubic workpieces	assymetrical workpieces	round workpieces	max. clamping force in kN	Page No.
80	300	102					
125	320+390+460 530+600+670+740	114+149+184 219+254+289+324	✓	✓	✓	25 40	113-122
65 90	220-650 400-650	538 538	✓		✓	25-50	123-131
40 65 90	260-650	524	✓	✓	✓	30	132-144
	Ø 200	SB-H jaws 6-180			✓	100	145-150
	Ø 315	SB-H jaws 12-420			✓	180	
mechanical	pneumatic	Comments		Page No.			
✓				154-168			
	✓			169-180			
✓		This article can be found in our online shop at <a href="http://cuttingtools.ceratizit.com">cuttingtools.ceratizit.com</a>		 			
✓				151-153			





## Systematic clamping

Modular machine vice as system with clamping under tension. Unique, patented fast handle clamping with mechanical power assist and minimum setup times.

### Your benefits:


- ▲ Quick adjustment using a crank handle
- ▲ Quick positioning with MNG on the machine table without an intermediate pallet
- ▲ Clamping force can be continuously adjusted 4 – 40 kN
- ▲ 160° quick clamping
- ▲ Quick and easy jaw change with 4 screws
- ▲ Easy cleaning thanks to rapid disassembly of the entire spindle unit
- ▲ Extensive modular jaw range



### Clamping/aligning:



Clamping with two dowel screws dia. 12<sub>H7</sub> / M12  
(NCG 100) Article no. 80 890 313 or dia. 16<sub>H9</sub> / M16  
(NCG 125 / 160) Article no. 80 890 314



Alignment through 20<sup>H7</sup> precision slot nuts in the base body and clamping with clamping claws



Alignment and clamping with MNG zero point clamping system (2-3 mounting bolts)

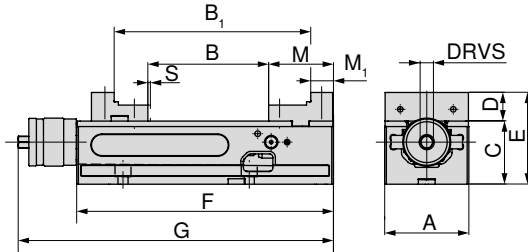
## SoloClamp – NCG

- ▲ NC-quick clamping vice with combi reversible jaw plus
- ▲ thanks to additional threads, top jaws with heights of 18 mm and 40 mm can be used

### Scope of supply:

NC-quick vice, including 4 clamping claws, 2 combi reversible jaw plus, clamping lever

NCG



A	B	B <sub>1</sub>	C <sub>-0.02</sub>	D	E	F	G	M	M <sub>1</sub>	S	DRVS	MXC	WT	80 890 ...	
mm	mm	mm	mm	mm	mm	mm	mm	mm	mm	mm	mm	kN	kg	£	Y4
125	0 - 212	96 - 307	100	39	139	390	457	89	39	3	14	4 - 40	34	2,850.00	12500

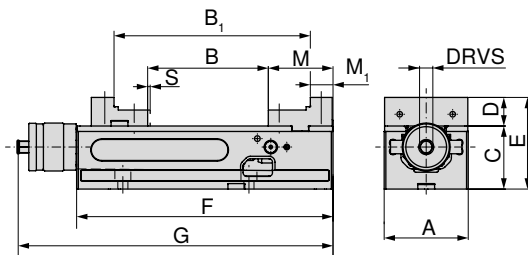
## SoloClamp – NCG

- ▲ NC-quick clamping vice with combination jaw
- ▲ Fast 160° handle clamping
- ▲ Rapid installation and removal of the spindle assembly
- ▲ S = powerstroke

### Scope of supply:

NC-quick vice, including 4 clamping claws, 2 combi reversible jaws (one side stepped, one side smooth), clamping lever

NCG



A	B	B <sub>1</sub>	C <sub>-0.02</sub>	D	E	F	G	M	M <sub>1</sub>	S	DRVS	MXC	WT	80 890 ...	
mm	mm	mm	mm	mm	mm	mm	mm	mm	mm	mm	mm	kN	kg	£	Y4
100	0 - 155	91 - 245	75	34	109	305	374	77	27	2,5	14	4 - 30	19	2,442.00	602
125	0 - 212	96 - 307	100	39	139	390	457	89	39	3	14	4 - 40	34	2,822.00	627
160	0 - 314	113 - 426	115	49	164	530	600	108	52	3	14	4 - 40	68	3,705.00	662

### Vice guide

Underside Dimensions	14	System accessories	16-21
MNG-/PNG zero point clamping system	154-180	General accessories	181-201

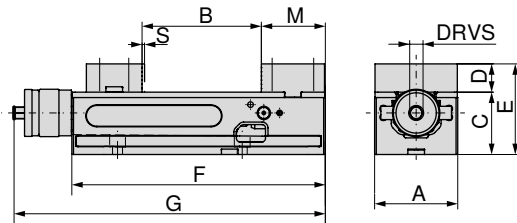
## SoloClamp – NCG

- ▲ NC-quick clamping vice with standard jaw
- ▲ Fast 160° handle clamping
- ▲ Rapid installation and removal of the spindle assembly
- ▲ S = powerstroke

### Scope of supply:

NC-quick vice, including 4 clamping claws, 2 standard reversible jaws (one side smooth, one side serrated), clamping lever

NCG



A	B	C <sup>-0.02</sup>	D	E	F	G	M	S	DRVS	MXC	WT	80 890 ...	
mm	mm	mm	mm	mm	mm	mm	mm	mm	mm	kN	kg	£	
100	0 - 155	75	34	109	305	374	77	2,5	14	4 - 30	19,5	Y4	600
125	0 - 212	100	39	139	390	457	89	3	14	4 - 40	35,0		2,366.00
160	0 - 314	115	49	164	530	600	108	3	14	4 - 40	70,0		2,755.00
													3,629.00

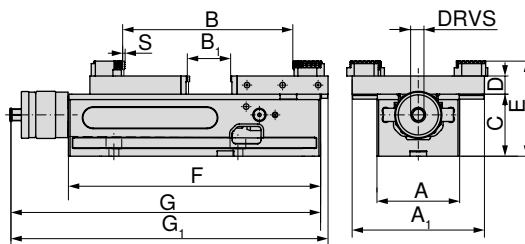
## SoloClamp – NCG

- ▲ NC-quick clamping vice with adapter and pendulum jaws
- ▲ fast 160° lever clamping
- ▲ rapid installation and removal of the spindle assembly
- ▲ S = powerstroke
- ▲ simple raw part clamping
- ▲ free positioning of the 6-face reversible jaw which can be found in the accessories

### Scope of supply:

NC-quick vice (type NCG base body) with 1 fixed adapter plate and 1 pendulum jaw, clamping lever, 4 clamping claws, without 6-face indexable jaws

NCG



A	A <sub>1</sub>	B	B <sub>1</sub>	C <sup>-0.02</sup>	D	E	F	G	G <sub>1</sub>	S	DRVS	MXC	WT	80 890 ...	
mm	mm	mm	mm	mm	mm	mm	mm	mm	mm	mm	mm	kN	kg	£	
100	160	10 - 230	0 - 77	75	22	115	305	374	383	2,5	14	4 - 30	19	Y4	636
125	192	16 - 343	0 - 152	100	22	140	390	457	478	3	14	4 - 40	34		2,537.00
160	256	15 - 506	0 - 237	115	22	155	530	600	631	3	14	4 - 40	68		2,955.00
															3,895.00

### Vice guide

Underside Dimensions	14	System accessories	16-21
MNG-/PNG zero point clamping system	154-180	General accessories	181-201

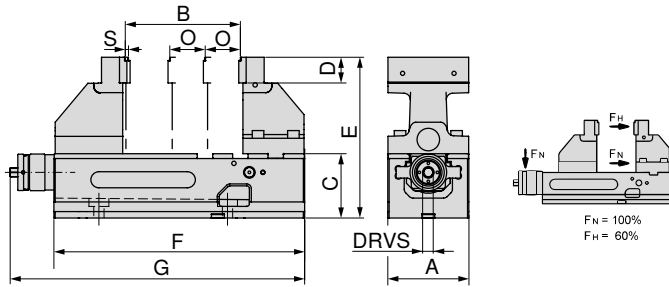
# SoloClamp – NCG 5A

- ▲ NC quick vice 5A with high support jaws
- ▲ Fast 160° handle clamping
- ▲ Rapid installation and removal of the spindle assembly
- ▲ S = powerstroke
- ▲ Ideally suited to 5-axis machining due to optimum accessibility
- ▲ Reversible jaws for clamping range extension
- ▲ 100 mm base body has 2 slots for moving the fixed jaw
- ▲ 125 mm base body has 3 slots for moving the fixed jaw

### Scope of supply:

NC quick clamping vice incl. 2 high base jaws, 2 'grip' stepped jaws 5 mm, 1 clamping lever, 4 clamping claws

**NCG  
5A**



**80 890 ...**

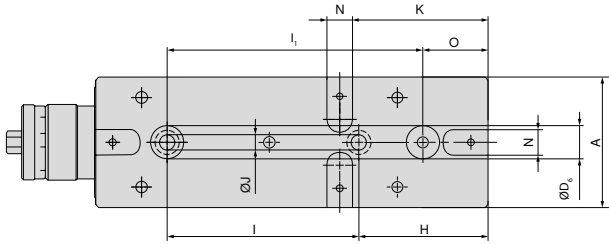
A	B	C	D	E	F	G	O	S	DRVS	MXC	WT	£	
mm	mm	mm	mm	mm	mm	mm	mm	mm	mm	kN	kg	Y4	
100	6 - 127	75	35	200	305	374	50	2,5	14	4 - 18 (30)	21.5	2,945.00	605
125	6 - 179	100	40	250	390	457	55	3	14	4 - 24 (40)	42.0	3,401.00	635

### Vice guide

Underside Dimensions	14	Structural dimension tables for the different jaws	15
System accessories	16-21	MNG-/PNG zero point clamping system	154-180
General accessories	181-201		

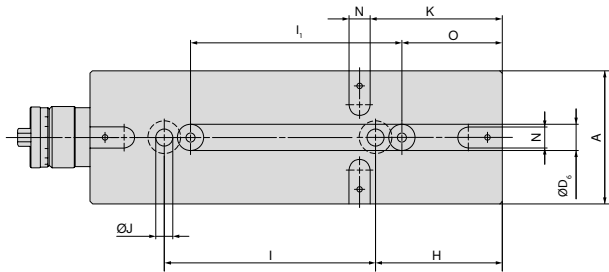
## NCG underside dimensions

Base width 100 mm



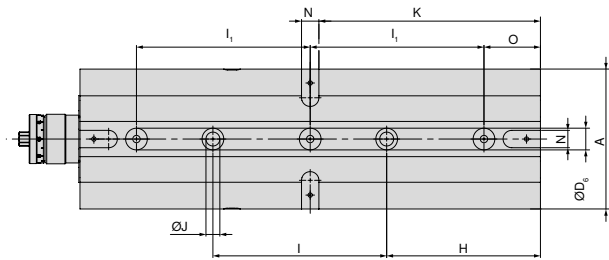
A	H	I <sub>±0,015</sub>	J <sub>F7</sub>	K	N <sub>H7</sub>	O	I <sub>1±0,015</sub>	D <sub>6 H7</sub>
mm	mm	mm	mm	mm	mm	mm	mm	mm
100	100	150	12	105	20	50	200	25

Base width 125 mm



A	H	I <sub>±0,015</sub>	J <sub>F7</sub>	K	N <sub>H7</sub>	O	I <sub>1±0,015</sub>	D <sub>6 H7</sub>
mm	mm	mm	mm	mm	mm	mm	mm	mm
125	120	200	16	125	20	95	200	25

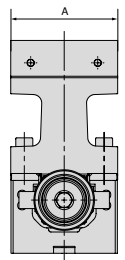
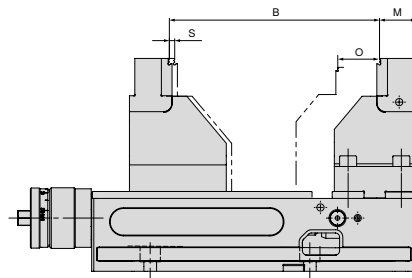
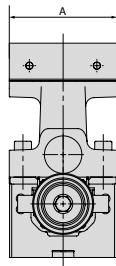
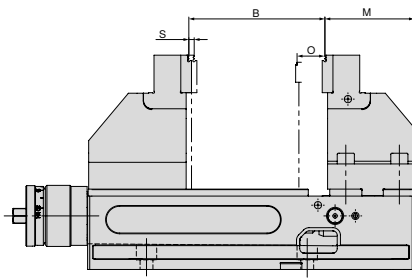
Base width 160 mm



A	H	I <sub>±0,015</sub>	J <sub>F7</sub>	K	N <sub>H7</sub>	O	I <sub>1±0,015</sub>	D <sub>6 H7</sub>
mm	mm	mm	mm	mm	mm	mm	mm	mm
160	177	200	16	255	20	65	200	25

## NCG 5A structural dimension table for different jaw positions

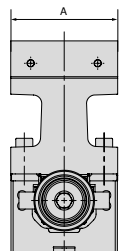
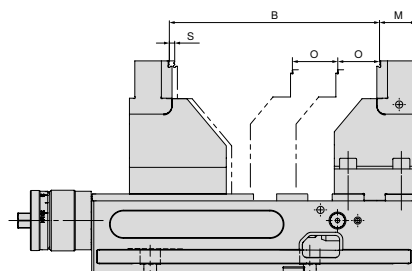
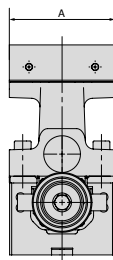
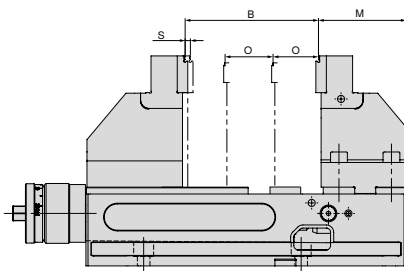
### NCG 5A 100 mm



A mm	B mm	M mm	O mm	S mm
100	6 - 127	84,5	50	2,5

A mm	B mm	M mm	O mm	S mm
100	97 - 199	34,5	50	2,5

### NCG 5A 125 mm



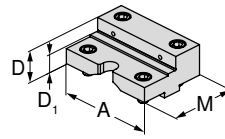
A mm	B mm	M mm	O mm	S mm
125	6 - 182	91	55	3

A mm	B mm	M mm	O mm	S mm
125	117 - 269	36	55	3

## System jaws overview

### Combi reversible jaw plus, fixed


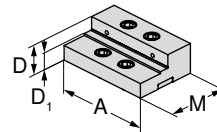
- ▲ For the extension of the clamping range
- ▲ Jaws hardened
- ▲ includes fixing bolts
- ▲ price per piece



For vice width	A	A <sub>1</sub>	D	D <sub>1</sub>	D <sub>2</sub>	E	M	M <sub>1</sub>	M <sub>2</sub>	£	Y4	NCG	H5G / -S / -Z	X5G-Z / -S	ESG 4	ESG 5	ESG mini	HDG 2	ZSG 4	ZSG mini	DSG 4	MSG 2	Verso	HSG			
125	125		39,8	22			88			346.00		●															

### Combi reversible jaw plus, movable

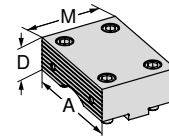
- ▲ For the extension of the clamping range
- ▲ Jaws hardened
- ▲ includes fixing bolts
- ▲ price per piece



For vice width	A	A <sub>1</sub>	D	D <sub>1</sub>	D <sub>2</sub>	E	M	M <sub>1</sub>	M <sub>2</sub>	£	Y4	NCG	H5G / -S / -Z	X5G-Z / -S	ESG 4	ESG 5	ESG mini	HDG 2	ZSG 4	ZSG mini	DSG 4	MSG 2	Verso	HSG			
125	125		39,8	22			82			346.00		●															

### Standard reversible jaw, fixed

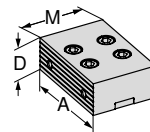
- ▲ 1 side smooth, 1 side grooved
- ▲ includes fixing bolts
- ▲ price per piece



For vice width	A	A <sub>1</sub>	D	D <sub>1</sub>	D <sub>2</sub>	E	M	M <sub>1</sub>	M <sub>2</sub>	£	Y4	NCG	H5G / -S / -Z	X5G-Z / -S	ESG 4	ESG 5	ESG mini	HDG 2	ZSG 4	ZSG mini	DSG 4	MSG 2	Verso	HSG		
100	100		34				76			226.00		●														
125	125		39				88			296.00		●														
160	160		49				108			373.00		●														

### Standard reversible jaw, movable

- ▲ 1 side smooth, 1 side grooved
- ▲ includes fixing bolts
- ▲ price per piece

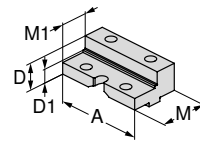


For vice width	A	A <sub>1</sub>	D	D <sub>1</sub>	D <sub>2</sub>	E	M	M <sub>1</sub>	M <sub>2</sub>	£	Y4	NCG	H5G / -S / -Z	X5G-Z / -S	ESG 4	ESG 5	ESG mini	HDG 2	ZSG 4	ZSG mini	DSG 4	MSG 2	Verso	HSG		
100	100		34				67			226.00		●														
125	125		39				82			296.00		●														
160	160		49				108			373.00		●														

## System jaws overview

### Combi reversible jaw, fixed


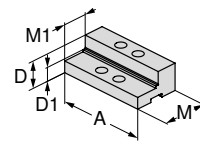
- ▲ For the extension of the clamping range
- ▲ Jaws hardened
- ▲ includes fixing bolts
- ▲ price per piece



For vice width	A	A <sub>1</sub>	D	D <sub>1</sub>	D <sub>2</sub>	E	M	M <sub>1</sub>	M <sub>2</sub>	£	Y4	NCG	H5G / -S / -Z	X5G-Z / -S	ESG 4	ESG 5	ESG mini	HDG 2	ZSG 4	ZSG mini	DSG 4	MSG 2	Verso	HSG	
100	100		34	23			76	50		261.00	80 890 343	●					●								
125	125		39	25			88	50		333.00	80 890 344	●													
160	160		49	28			108	56		409.00	80 890 342	●													

### Combi reversible jaw, movable

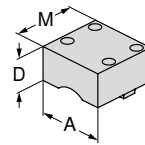
- ▲ For the extension of the clamping range
- ▲ Jaws hardened
- ▲ includes fixing bolts
- ▲ price per piece



For vice width	A	A <sub>1</sub>	D	D <sub>1</sub>	D <sub>2</sub>	E	M	M <sub>1</sub>	M <sub>2</sub>	£	Y4	NCG	H5G / -S / -Z	X5G-Z / -S	ESG 4	ESG 5	ESG mini	HDG 2	ZSG 4	ZSG mini	DSG 4	MSG 2	Verso	HSG	
100	100		34	23			67	40		261.00	80 890 347	●					●								
125	125		39	25			82	45		333.00	80 890 348	●													
160	160		49	28			108	56		409.00	80 890 346	●													

### Soft jaw, steel, fixed

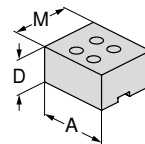
- ▲ Material: 16MnCr5
- ▲ For producing shaped jaws (hardenable)
- ▲ Without fixing screws
- ▲ Price per piece



For vice width	A	A <sub>1</sub>	D	D <sub>1</sub>	D <sub>2</sub>	E	M	M <sub>1</sub>	M <sub>2</sub>	£	Y4	NCG	H5G / -S / -Z	X5G-Z / -S	ESG 4	ESG 5	ESG mini	HDG 2	ZSG 4	ZSG mini	DSG 4	MSG 2	Verso	HSG	
100	100		50				95			124.00	80 890 763	●													
125	125		50				110			129.00	80 890 764	●													

### Soft jaw, steel, movable

- ▲ Material: 16MnCr5
- ▲ For producing shaped jaws (hardenable)
- ▲ Without fixing screws
- ▲ Price per piece



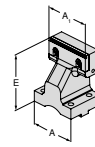
For vice width	A	A <sub>1</sub>	D	D <sub>1</sub>	D <sub>2</sub>	E	M	M <sub>1</sub>	M <sub>2</sub>	£	Y4	NCG	H5G / -S / -Z	X5G-Z / -S	ESG 4	ESG 5	ESG mini	HDG 2	ZSG 4	ZSG mini	DSG 4	MSG 2	Verso	HSG	
100	100		50				85			124.00	80 890 767	●													
125	125		50				100			131.00	80 890 768	●													



## System jaws overview

### 5A carrier jaw, fixed


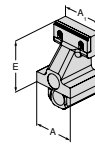
- ▲ Price per piece
- ▲ With stepped grip jaw, 5 mm



For vice width	A	A <sub>1</sub>	D	D <sub>1</sub>	D <sub>2</sub>	E	M	M <sub>1</sub>	M <sub>2</sub>	£	Y4	NCG	H5G /-S /-Z	X5G-Z /-S	ESG 4	ESG 5	ESG mini	HDG 2	ZSG 4	ZSG mini	DSG 4	MSG 2	Verso	HSG	
100	100	100				125				508.00	80 890 364	●													
125	125	125				150				611.00	80 890 366	●													

### 5A carrier jaw, movable

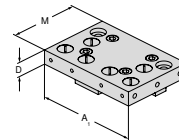
- ▲ Price per piece
- ▲ With stepped grip jaw, 5 mm



For vice width	A	A <sub>1</sub>	D	D <sub>1</sub>	D <sub>2</sub>	E	M	M <sub>1</sub>	M <sub>2</sub>	£	Y4	NCG	H5G /-S /-Z	X5G-Z /-S	ESG 4	ESG 5	ESG mini	HDG 2	ZSG 4	ZSG mini	DSG 4	MSG 2	Verso	HSG	
100	100	100				125				541.00	80 890 365	●													
125	125	125				150				670.00	80 890 367	●													

### Fixed adaptor jaw


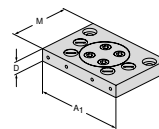
- ▲ for holding 6-way reversible jaws
- ▲ price per piece
- ▲ incl. 6 cover screws



For vice width	A	A <sub>1</sub>	D	D <sub>1</sub>	D <sub>2</sub>	E	M	M <sub>1</sub>	M <sub>2</sub>	£	Y4	NCG	H5G /-S /-Z	X5G-Z /-S	ESG 4	ESG 5	ESG mini	HDG 2	ZSG 4	ZSG mini	DSG 4	MSG 2	Verso	HSG	
100	100	160	22				110			255.00	80 890 321	●													
125	125	192	22				130			364.00	80 890 337	●													
160	160	256	22				170			478.00	80 890 339	●													

### Pendulum jaw, movable

- ▲ for holding 6-way reversible jaws
- ▲ price per piece
- ▲ incl. 6 cover screws (with A = 100 mm, 4 pieces)



For vice width	A	A <sub>1</sub>	D	D <sub>1</sub>	D <sub>2</sub>	E	M	M <sub>1</sub>	M <sub>2</sub>	£	Y4	NCG	H5G /-S /-Z	X5G-Z /-S	ESG 4	ESG 5	ESG mini	HDG 2	ZSG 4	ZSG mini	DSG 4	MSG 2	Verso	HSG	
100	100	160	22				110			368.00	80 890 322	●					●								
125	125	192	22				130			433.00	80 890 338	●													
160	160	256	22				170			534.00	80 890 340	●													



## System accessories overview

### Spindle body

▲ For the conversion of the NCG 5AC into an NCG vice

NCG NCG 5A



		80 890 ...	
for width mm		£ Y4	
100		170.00	385
125		181.00	387
160		205.00	389

### Carrying handle

▲ for simple and safe transporting

Scope of supply:

1 piece Hand grip including fixing bolts

NCG NCG 5AC



		80 890 ...	
for width mm		£ Y4	
100/125		13.00	685

### Drawbar extension

▲ For connecting 2 NCG vices

NCG NCG 5A


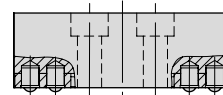


		80 890 ...	
for width mm	B mm	£ Y4	
100	305 - 460	292.00	460
125	390 - 602	320.00	470

### Protection plate

▲ For standard moving and combi reversible jaw


NCG



		80 890 ...	
for width mm		£ Y4	
100		4.00	010
125		3.00	012
160		31.00	013

### Cover plate set

NCG NCG 5AC



		80 890 ...	
for width mm		£ Y4	
100		25.00	442
125		28.00	443
160		30.00	444

### Spring Loaded Locator

NCG



		80 890 ...	
for width mm		£ Y4	
100/125		2.00	008
160		2.00	014

## System accessories overview

### Clamping lever

▲ including control accessories

NCG	H5G
NCG 5A	



for width mm		DRVS mm	80 890 ...	
			£	Y4
100/125/160		14	117.00	501


### High-speed operation device

▲ For faster span adjustment with removable grip

NCG	NCG 5AC
-----	------------



for width mm		80 890 ...	
		£	Y4
100		58.00	550
125/160		69.00	551



## 5-axis-optimised clamping system


The power-assisted clamping system for 'real' 5-axis complete and simultaneous machining. 1 and 2-sided machining with clamping under tension and 40 kN directly on the workpiece.

### Your benefits:

- ▲ Quick conversion – adjustment of entire clamping range in just a few seconds
- ▲ Quick positioning with MNG on the machine table without an intermediate plate
- ▲ Clamping force can be continuously adjusted 4 – 40 kN
- ▲ 160° quick clamping
- ▲ Rotate jaws – quick and easy jaw change with 4 screws
- ▲ Easy cleaning, spindle fully protected
- ▲ Extensive modular jaw range



### Clamping/aligning:



Clamping with two dowel screws dia. 12<sub>17</sub> / M12  
Article no. 80 895 019



Alignment through 20<sup>H7</sup> precision slot nuts in the base body (H5G) and alignment sets 14 / 16 / 18 in the machine table's T-slot. Clamping with clamping claws.




Alignment and clamping with MNG zero point clamping system (2-3 mounting bolts).  
**Optional:** Positioning and fixing holes at the customer's request.

## Alignment of extension base body:




- ▲ Loosely mount the extension base body
- ▲ Distance to basic base body 0.2 – 10 mm
- ▲ Slide movable supporting jaw overlapping onto both base bodies
- ▲ Align the extension base body so it is parallel with the basic base body
- ▲ Secure the extension base body

## Fitting the drawbar extension:



- ▲ Fit the extension base body (see alignment above)
- ▲ Screw the drawbar extension onto the spindle
- ▲ Insert the first anti-twist protection
- ▲ Slide the movable supporting jaw onto the extension base body
- ▲ Connect the extended drawbar to the fixed supporting jaw
- ▲ Insert the second anti-twist protection

## Movable fixed jaw functional principle:



Double-acting screw = double the force  
angled surfaces = double the force

In the case of the H5G-Z and H5G-Z-S, both supporting jaws can be moved as desired. The movable fixed jaw can be clamped on any position on the base body via 1 or 2 screws (1 = H5G-Z / 2 = H5G-Z-S) (tighten screw with 90 Nm). The clamping force of the fixed jaw is almost identical to that of the H5G which is secured with four screws.

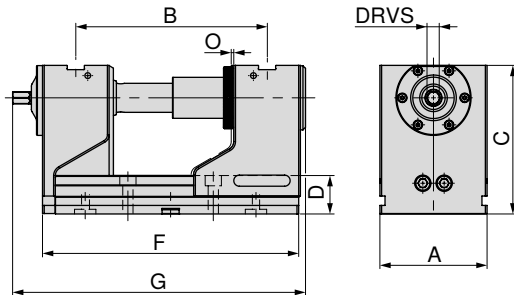
## SoloClamp – H5G

- ▲ 5-axis vice with quick adjustment, 174 mm height
- ▲ Crank handle quick clamping
- ▲ Vice with quick span adjustment
- ▲ 100 % encapsulated
- ▲ Vice with longitudinal and transverse grooves 20 H7 and alignment holes Ø 12 F7

### Scope of supply:

Vice incl. 4 clamping claws, hand crank and clamping wrench

H5G



80 898 ...

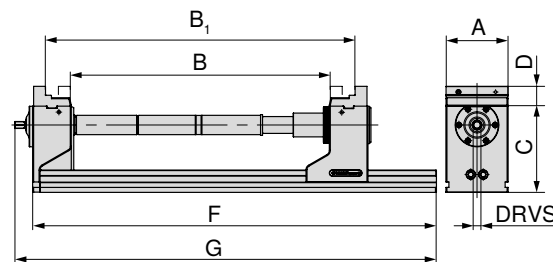

A	B	C	D	F	G	O	DRVS	MXC	WT
mm	mm	mm	mm	mm	mm	mm	mm	kN	kg
125	97 - 223	174	45	300	336,5	1	14	40	30.2

£  
Y4  
2,917.00 125

## SoloClamp – H5G

- ▲ 5 axis high power vice, long version, 174 mm height

H5G



A	C	D	F	G	DRVS	Clamping force
mm	mm	mm	mm	mm	mm	kN
125	174	40	815	851	14	40

B	B <sub>1</sub>	Article no.
0 – 126	123 – 251	80 898 125
125 – 252	248 – 374	80 898 125 + 80 898 826 + 80 898 725
250 – 376	372 – 499	80 898 125 + 80 898 827 + 80 898 725
375 – 501	498 – 624	80 898 125 + 80 898 826 + 80 898 827 + 80 898 725
500 – 626	622 – 749	80 898 125 + 2 x 80 898 827 + 80 898 725



The H5G 125 mm can be extended by a maximum of 250 mm with 2 extensions. The extension results in approximately 10% loss of clamping force. Base plate available in long version with the desired hole pattern **on request**.

### Vice guide

Underside Dimensions	27	Structural dimension tables for the different jaws	28–32
System accessories	33–36	MNG-/PNG zero point clamping system	154–180
General accessories	181–201		

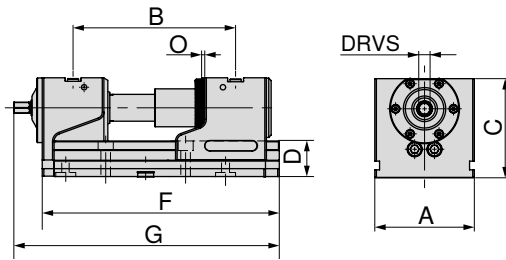
## SoloClamp – H5G-S

- ▲ 5-Axis vice with quick adjustment, 125 mm height
- ▲ Crank handle quick clamping
- ▲ Vice with quick span adjustment
- ▲ 100 % encapsulated
- ▲ Length F = 300 mm with Ø 25 H7 centering
- ▲ Length F = 265 mm with Ø 32 H6
- ▲ Vice with longitudinal and transverse grooves 20 H7 and alignment holes Ø 12 F7

### Scope of supply:

Vice incl. 4 clamping claws, hand crank and clamping wrench

H5G  
-S



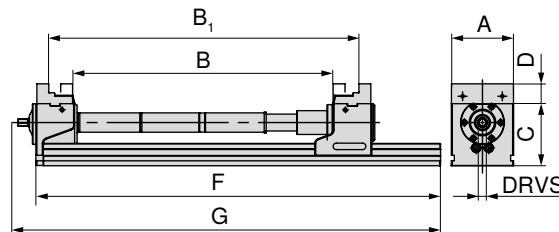
A	B	C	D	F	G	O	DRVS	MXC	WT	80 898 ...	
mm	mm	mm	mm	mm	mm	mm	mm	kN	kg	£	
125	97 - 186	125	45	265	301,5	1	14	40	21.0	Y4	123 <sup>1)</sup>
125	97 - 223	125	45	300	336,5	1	14	40	22.6	2,670.00	124
										2,727.00	

1) not standardised

## SoloClamp – H5G-S

- ▲ 5 axis high power vice, long version, 125 mm height

H5G  
-S



A	C	D	F	G	DRVS	Clamping force
mm	mm	mm	mm	mm	mm	kN
125	125	40	815	851	14	40

B	B <sub>1</sub>	Article no.
0 – 126	123 – 250	80 898 124
125 – 251	248 – 374	80 898 124 + 80 898 826 + 80 898 725
250 – 376	372 – 499	80 898 124 + 80 898 827 + 80 898 725
375 – 501	498 – 624	80 898 124 + 80 898 826 + 80 898 827 + 80 898 725
500 – 626	622 – 749	80 898 124 + 2 x 80 898 827 + 80 898 725



The H5G-S 125 mm can be extended by a maximum of 250 mm with 2 extensions. The extension results in approximately 10% loss of clamping force. Base plate available in long version with the desired hole pattern **on request**.

### Vice guide

Underside Dimensions	27	Structural dimension tables for the different jaws	28–32
System accessories	33–36	MNG-/PNG zero point clamping system	154–180
General accessories	181–201		



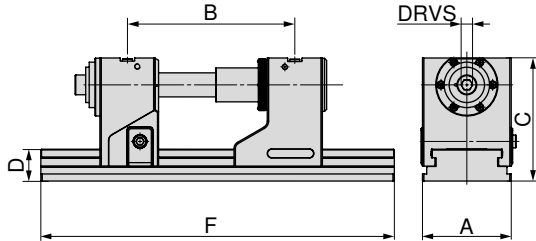
## SoloClamp – H5G-Z

- ▲ 5-Axis vice with movable fixed jaw, 174 mm height
- ▲ Crank handle quick clamping
- ▲ Vice with quick span adjustment
- ▲ 100 % encapsulated
- ▲ Clamping on the machine table is possible with MNG/PNG, or directly through the base body

**Scope of supply:**

Incl. clamping key with hexagonal pin insert

**H5G  
-Z**



A	B ±0.015	C	D	F	DRVS	MXC	WT	80 907 ...	
mm	mm	mm	mm	mm	mm	kN	kg	£	
125	131 - 246	174	45	330	14	40	32.5	3,287.00	12800
125	131 - 352	174	45	430	14	40	36.0	3,344.00	125
125	131 - 422	174	45	500	14	40	38.5	3,496.00	126
125	131 - 552	174	45	630	14	40	43.0	3,791.00	127

Maximum clamping ranges only possible with the use of additional drawbar extensions, see → Page 36.


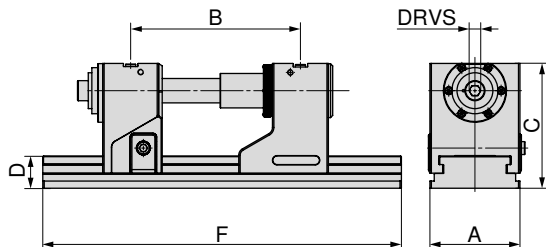
## SoloClamp – H5G-Z-S

- ▲ 5-Axis vice with movable fixed jaw, 125 mm height
- ▲ Crank handle quick clamping
- ▲ Vice with quick span adjustment
- ▲ 100 % encapsulated
- ▲ Clamping on the machine table is possible with MNG/PNG, or directly through the base body

**Scope of supply:**

Incl. clamping key with hexagonal pin insert

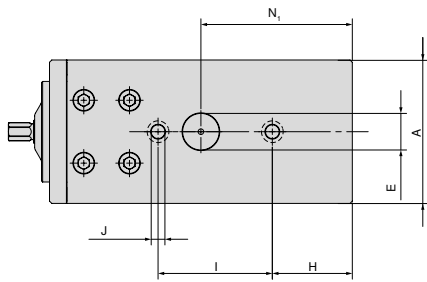
**H5G  
-Z-S**



A	B ±0.015	C	D	F	DRVS	MXC	WT	80 907 ...	
mm	mm	mm	mm	mm	mm	kN	kg	£	
125	131 - 246	125	45	330	14	40	24.5	3,097.00	22500
125	131 - 352	125	45	430	14	40	28.5	3,145.00	22600
125	131 - 422	125	45	500	14	40	30.5	3,306.00	22700
125	131 - 552	125	45	630	14	40	35.5	3,601.00	22800

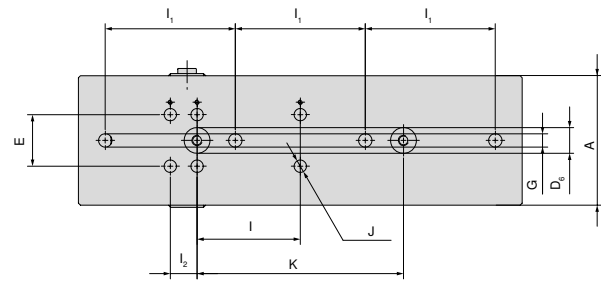
## H5G/H5G-Z underside dimensions

Base width 125 mm and 265 mm length



A	E <sub>H6</sub>	H	I <sub>±0.015</sub>	J <sub>F7</sub>	N <sub>1</sub>
125	32	70	100	12	132,5

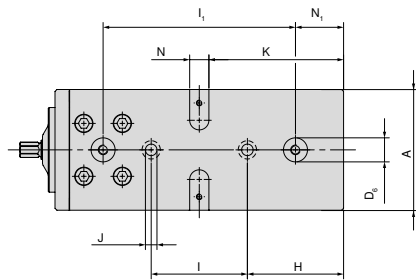
Base width 125 mm and 430 mm length



A	E <sub>±0.01</sub>	I <sub>1 ±0.3</sub>	I <sub>2</sub>	I <sub>±0.015</sub>	K <sub>±0.015</sub>	J <sub>H7</sub>	G	D <sub>6 H6</sub>
125	50	126	26	100	200	12	13	25

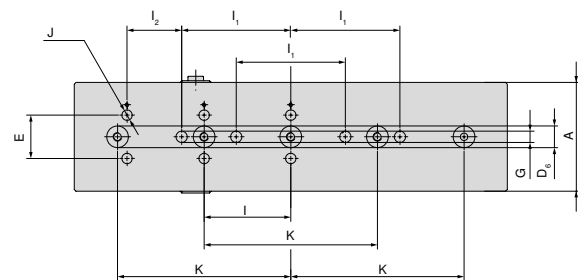
**1** H5G with 265 mm length is not compatible with MNG

Base width 125 mm and length 300 mm



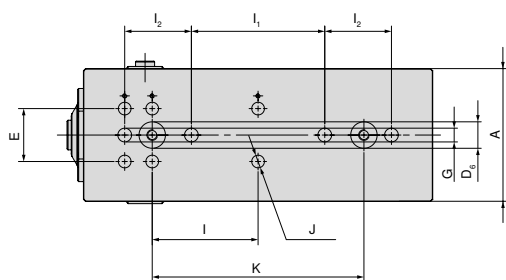
A	D <sub>6 H7</sub>	H	I <sub>±0.015</sub>	J <sub>F7</sub>	K	N <sub>H7</sub>	I <sub>1 ±0.015</sub>	N <sub>1</sub>
125	25	100	100	12	140	20	200	50

Base width 125 mm and 500 mm length



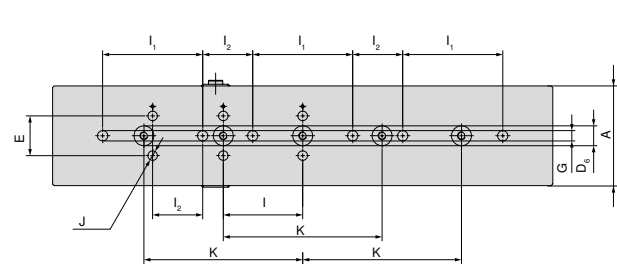
A	E <sub>±0.01</sub>	I <sub>1 ±0.3</sub>	I <sub>±0.015</sub>	K <sub>±0.015</sub>	I <sub>2</sub>	G	D <sub>6 H6</sub>	J <sub>H7</sub>
125	50	126	100	200	63	13	25	12

Base width 125 mm and 330 mm length



A	E <sub>±0.01</sub>	I <sub>±0.015</sub>	I <sub>2</sub>	I <sub>1 ±0.3</sub>	D <sub>6 H6</sub>	J <sub>H7</sub>	K <sub>±0.015</sub>	G
125	50	100	26	126	25	12	200	13

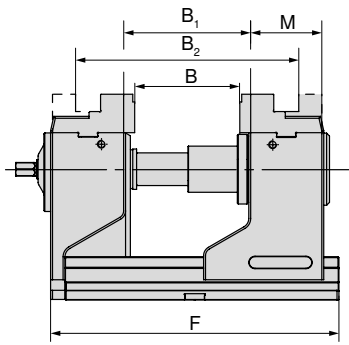
Base width 125 mm and 630 mm length



A	E <sub>±0.01</sub>	I <sub>1 ±0.3</sub>	I <sub>2</sub>	I <sub>±0.015</sub>	K <sub>±0.015</sub>	G	D <sub>6 H6</sub>	J <sub>H7</sub>
125	50	126	63	100	200	13	25	12

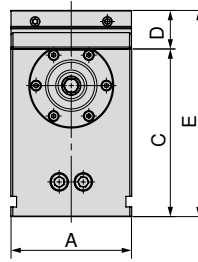
# H5G/H5G-S – Structural dimension table for the different jaws

With combi jaws



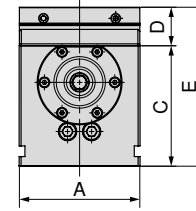
F	B	B <sub>1</sub>	B <sub>2</sub>	M	Article no.
mm	mm	mm	mm	mm	System jaws
265	0 - 89	22 - 112	123 - 212	76	<b>80 898 225</b>
300	0 - 126	22 - 149	123 - 249	76	<b>80 898 225</b>

H5G



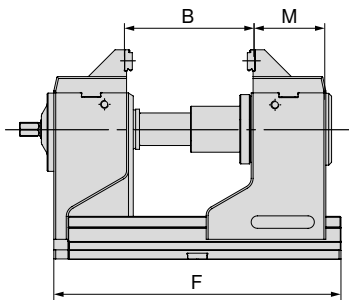
A	C	D	E
mm	mm	mm	mm
-	-	-	-
<b>125</b>	<b>174</b>	<b>40</b>	<b>214</b>

H5G-S



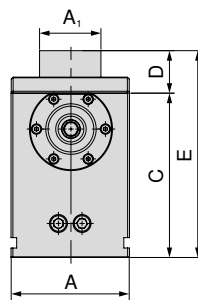
A	C	D	E
mm	mm	mm	mm
<b>125</b>	<b>125</b>	<b>40</b>	<b>165</b>
<b>125</b>	<b>125</b>	<b>40</b>	<b>165</b>

With 5A top jaws, jaw width 65 mm



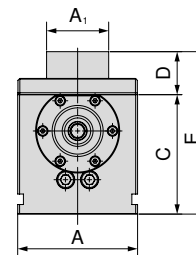
F	B	M	Article no.
mm	mm	mm	System jaws
265	16 - 105	79,5	<b>80 898 325</b>
300	16 - 142	79,5	<b>80 898 325</b>

H5G



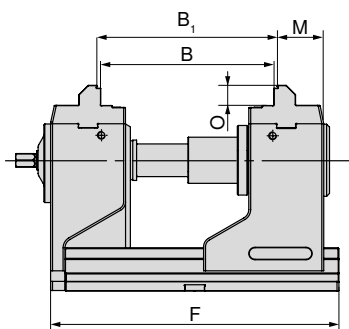
A	A <sub>1</sub>	C	D	E
mm	mm	mm	mm	mm
-	-	-	-	-
<b>125</b>	<b>65</b>	<b>174</b>	<b>45</b>	<b>219</b>

H5G-S



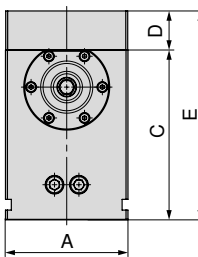
A	A <sub>1</sub>	C	D	E
mm	mm	mm	mm	mm
<b>125</b>	<b>65</b>	<b>125</b>	<b>45</b>	<b>170</b>
<b>125</b>	<b>65</b>	<b>125</b>	<b>45</b>	<b>170</b>

With 5A top jaws, jaw width 125 mm



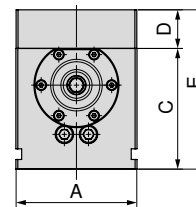
F	B	B <sub>1</sub>	O	M	Article no.
mm	mm	mm	mm	mm	System jaws
265	74 - 162	80 - 168	21	49	<b>80 907 300</b>
300	74 - 199	80 - 205	21	49	<b>80 907 300</b>

H5G



A	C	D	E
mm	mm	mm	mm
-	-	-	-
<b>125</b>	<b>174</b>	<b>40</b>	<b>214</b>

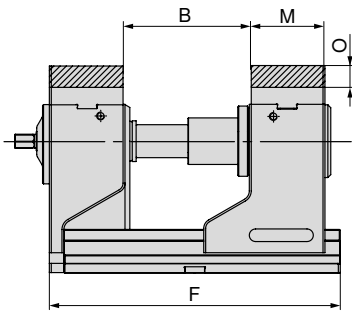
H5G-S



A	C	D	E
mm	mm	mm	mm
<b>125</b>	<b>125</b>	<b>40</b>	<b>165</b>
<b>125</b>	<b>125</b>	<b>40</b>	<b>165</b>

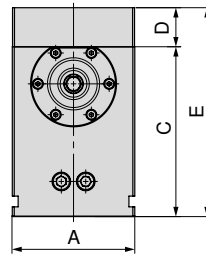
# H5G/H5G-S – Structural dimension table for the different jaws

with soft jaws



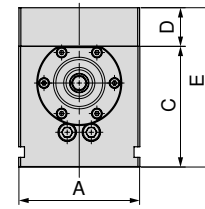
F mm	B mm	O mm	M mm	Article no. System jaws
265	23 - 112	22	76	<b>80 898 625</b>
300	23 - 149	22	76	<b>80 898 625</b>

H5G



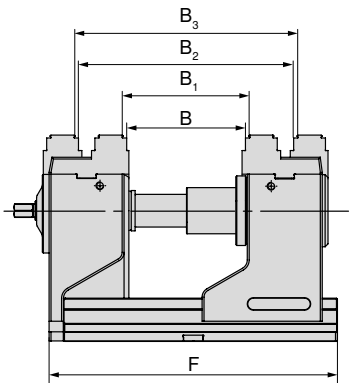
A mm	C mm	D mm	E mm
-	-	-	-
125	174	40	214

H5G-S



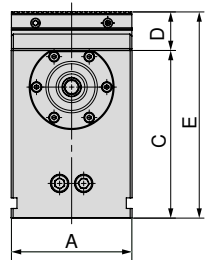
A mm	C mm	D mm	E mm
125	125	40	165
125	125	40	165

With indexable jaws, grip 3 mm



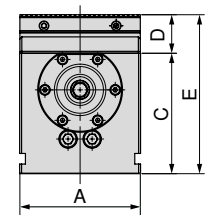
F mm	B mm	B <sub>1</sub> mm	B <sub>2</sub> mm	B <sub>3</sub> mm	Article no. System jaws
265	17 - 106	23 - 112	117 - 206	123 - 212	<b>80 898 35000</b>
300	17 - 140	23 - 146	117 - 240	123 - 246	<b>80 898 35000</b>

H5G



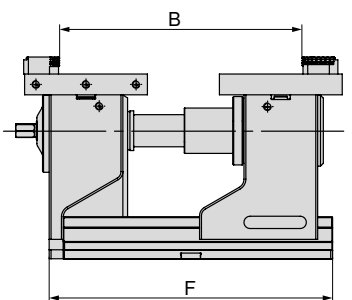
A mm	C mm	D mm	E mm
-	-	-	-
125	174	40	214

H5G-S



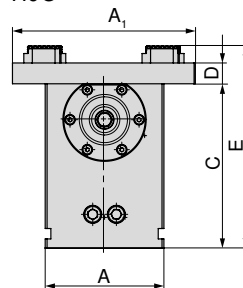
A mm	C mm	D mm	E mm
125	125	40	165
125	125	40	165

With pendulum and adapter plate



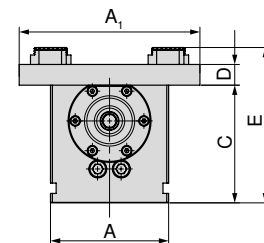
F mm	B mm	Article no. System jaws
265	17 - 236	<b>80 898 525 + 80 898 425</b>
300	17 - 274	<b>80 898 525 + 80 898 425</b>

H5G



A mm	A <sub>1</sub> mm	C mm	D mm	E mm
-	-	-	-	-
125	192	174	22	214

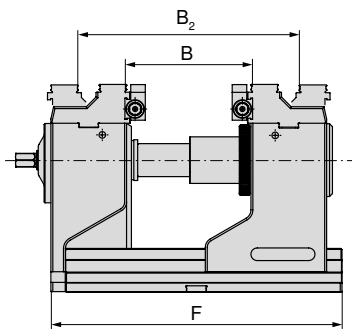
H5G-S



A mm	A <sub>1</sub> mm	C mm	D mm	E mm
125	192	125	22	165
125	192	125	22	165

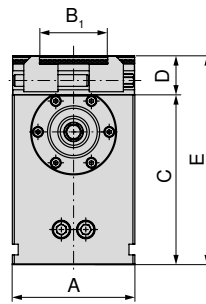
## H5G/H5G-S – Structural dimension table for the different jaws

With 6-face jaw system



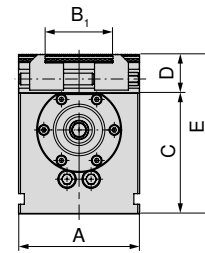
F	B	B <sub>2</sub>	O	M	Article no.
mm	mm	mm	mm	mm	System jaws
265	39-115	119-191	22	76	<b>80 898 230</b>
300	39-152	119-228	22	76	<b>80 898 230</b>

H5G



A	B <sub>1</sub>	C	D	E
mm	mm	mm	mm	mm
-	-	-	-	-
125	37-101	174	40	214

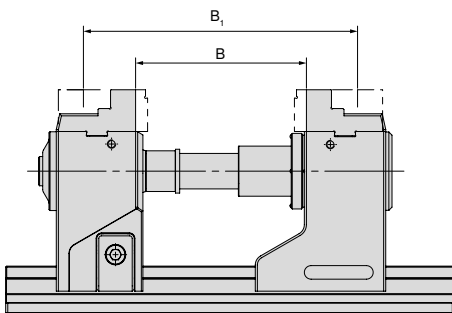
H5G-S



A	B <sub>1</sub>	C	D	E
mm	mm	mm	mm	mm
125	37-101	125	40	165
125	37-101	125	40	165

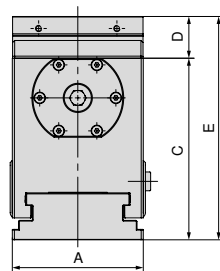
## H5G-Z/-S structural dimension table for the different jaws

With combi jaws



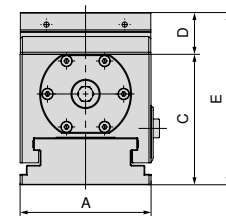
	B	B <sub>1</sub>	Article no.
	mm	mm	System jaws
H5G-Z	57-182	157-282	<b>80 898 225</b>
H5G-Z-S	47-172	147-272	<b>80 898 225</b>

H5G-Z



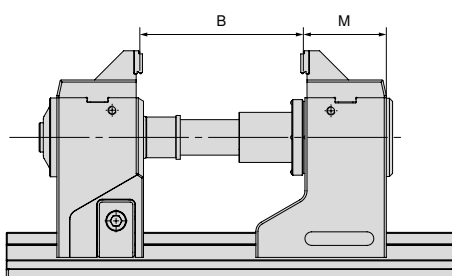
A	C	D	E
mm	mm	mm	mm
125	174	40	214
-	-	-	-

H5G-Z-S



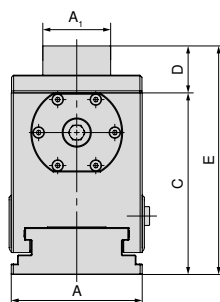
A	C	D	E
mm	mm	mm	mm
-	-	-	-
125	125	40	165

With 5A stepped top jaws



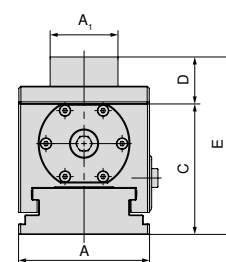
	B	M	Article no.
	mm	mm	System jaws
H5G-Z	50-175	74	<b>80 898 325</b>
H5G-Z-S	40-165	74	<b>80 898 325</b>

H5G-Z



A	A <sub>1</sub>	C	D	E
mm	mm	mm	mm	mm
125	65	174	45	214
-	-	-	-	-

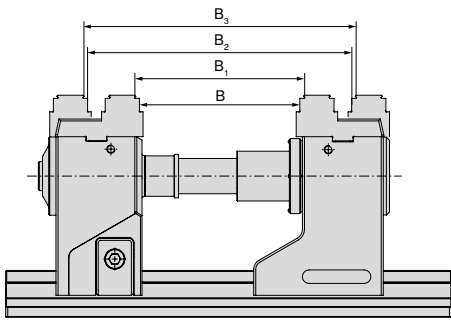
H5G-Z-S



A	A <sub>1</sub>	C	D	E
mm	mm	mm	mm	mm
-	-	-	-	-
125	65	125	45	165

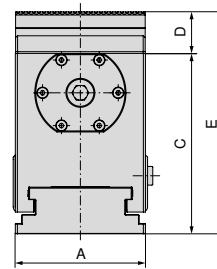
## H5G-Z/-S structural dimension table for the different jaws

With indexable jaw grip 3 mm and 16 mm smooth step



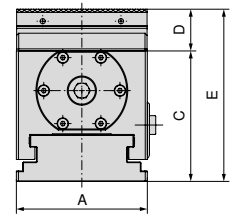
Variant	B mm	B <sub>1</sub> mm	B <sub>2</sub> mm	B <sub>3</sub> mm	Article no. System jaws
H5G-Z	48-173	54-179	148-273	154-279	2 x <b>80 898 35000</b>
H5G-Z-S	38-173	44-169	138-263	144-269	2 x <b>80 898 35000</b>

H5G-Z



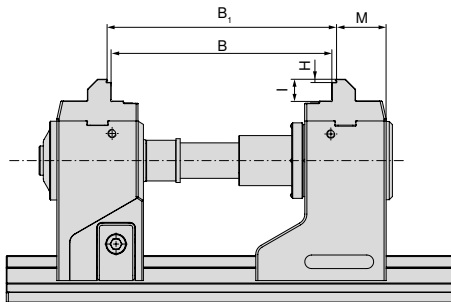
A mm	C mm	D mm	E mm
<b>125</b>	174	40	214
-	-	-	-

H5G-Z-S



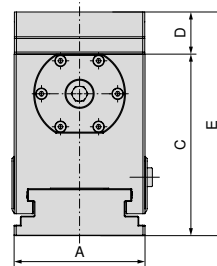
A mm	C mm	D mm	E mm
-	-	-	-
<b>125</b>	125	40	165

With 5A top jaw, jaw width 125 mm



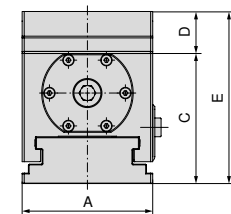
Variant	B mm	B <sub>1</sub> mm	H mm	I mm	M mm	Article no. System jaws
H5G-Z	105-230	111-236	3	21	48,7	2 x <b>80 907 300</b>
H5G-Z-S	95-220	101-226	3	21	48,7	2 x <b>80 907 300</b>

H5G-Z



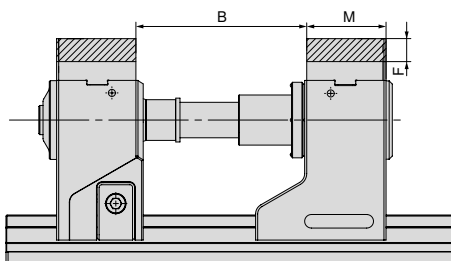
A mm	C mm	D mm	E mm
<b>125</b>	174	40	214
-	-	-	-

H5G-Z-S



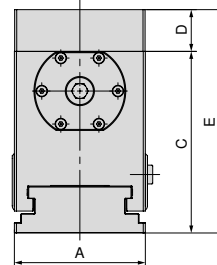
A mm	C mm	D mm	E mm
-	-	-	-
<b>125</b>	125	40	165

with soft jaws



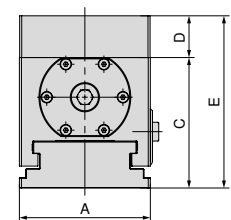
Variant	B mm	F mm	M mm	Article no. System jaws
H5G-Z	57-182	22	76	<b>80 898 625</b>
H5G-Z-S	47-172	22	76	<b>80 898 625</b>

H5G-Z



A mm	C mm	D mm	E mm
<b>125</b>	174	40	214
-	-	-	-

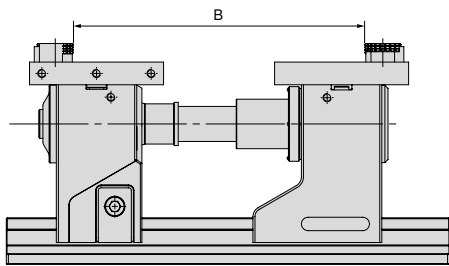
H5G-Z-S



A mm	C mm	D mm	E mm
-	-	-	-
<b>125</b>	125	40	165

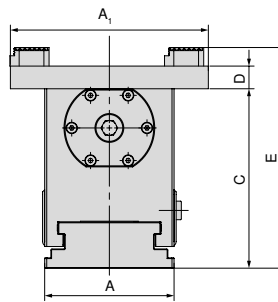
# H5G-Z/-S structural dimension table for the different jaws

With pendulum and adapter plate



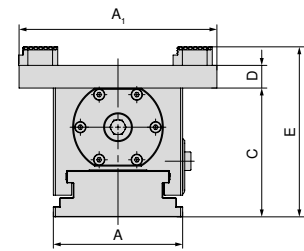
Variant	B mm	Article no. System jaws
H5G-Z	11 - 300	<b>80 898 525 + 80 898 425</b>
H5G-Z-S	11 - 290	<b>80 898 525 + 80 898 425</b>

H5G-Z



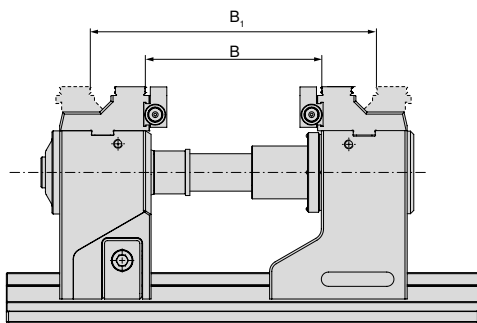
A mm	A <sub>1</sub> mm	C mm	D mm	E mm
125	192	174	40	214
-	-	-	-	-

H5G-Z-S



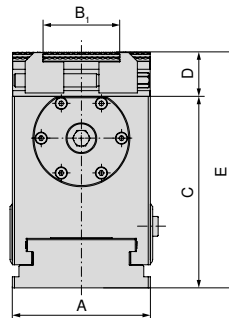
A mm	A <sub>1</sub> mm	C mm	D mm	E mm
-	-	-	-	-
125	192	125	40	165

With 6-face jaw system



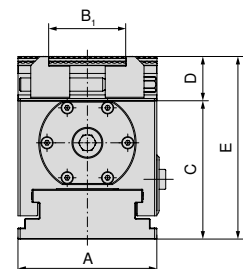
Variant	B mm	B <sub>1</sub> mm	Article no. System jaws
H5G-Z	52 - 177	152 - 277	<b>80 898 230</b>
H5G-Z-S	42 - 167	142 - 267	<b>80 898 230</b>

H5G-Z



A mm	B <sub>1</sub> mm	C mm	D mm	E mm
125	37 - 101	174	40	214
-	-	-	-	-

H5G-Z-S



A mm	B <sub>1</sub> mm	C mm	D mm	E mm
-	-	-	-	-
125	37 - 101	125	40	165

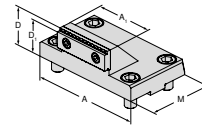


Clamping ranges also apply to 500 mm and 630 mm base bodies. Extended clamping ranges with drawbar extension possible. The specified clamping ranges can sometimes only be achieved using top jaws.

## System jaws overview

### 5A stepped top jaw

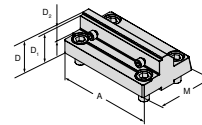
- ▲ including 125/65 mm attachment and 3 mm grip step
- ▲ price per piece



For vice width	A	A <sub>1</sub>	D	D <sub>1</sub>	D <sub>2</sub>	E	M	M <sub>1</sub>	M <sub>2</sub>	£	Y4	NCG	H5G / -S / -Z	X5G-Z / -S	ESG 4	ESG 5	ESG mini	HDG 2	ZSG 4	ZSG mini	DSG 4	MSG 2	Verso	HSG
125	125	65	45	42			76			346.00	80 898 325	●												

### 5A – Top jaw

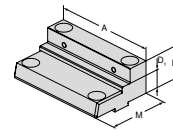
- ▲ Improved accessibility through tapered rear section
- ▲ Price per piece



For vice width	A	A <sub>1</sub>	D	D <sub>1</sub>	D <sub>2</sub>	E	M	M <sub>1</sub>	M <sub>2</sub>	£	Y4	NCG	H5G / -S / -Z	X5G-Z / -S	ESG 4	ESG 5	ESG mini	HDG 2	ZSG 4	ZSG mini	DSG 4	MSG 2	Verso	HSG
125	125		40	37	18		78			325.00	80 907 300	●												

### Combi reversable jaw

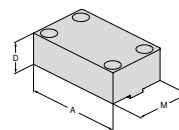
- ▲ to extend the clamping range
- ▲ Price per piece



For vice width	A	A <sub>1</sub>	D	D <sub>1</sub>	D <sub>2</sub>	E	M	M <sub>1</sub>	M <sub>2</sub>	£	Y4	NCG	H5G / -S / -Z	X5G-Z / -S	ESG 4	ESG 5	ESG mini	HDG 2	ZSG 4	ZSG mini	DSG 4	MSG 2	Verso	HSG
125	125		40	22			76			346.00	80 898 225	●												

### Soft Alu-jaw

- ▲ for producing shaped jaws
- ▲ Price per piece



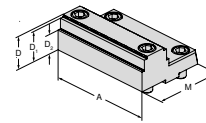
For vice width	A	A <sub>1</sub>	D	D <sub>1</sub>	D <sub>2</sub>	E	M	M <sub>1</sub>	M <sub>2</sub>	£	Y4	NCG	H5G / -S / -Z	X5G-Z / -S	ESG 4	ESG 5	ESG mini	HDG 2	ZSG 4	ZSG mini	DSG 4	MSG 2	Verso	HSG
125	125		40				76			102.00	80 898 625	●												●



## System jaws overview

Indexable jaw, grip 3 mm, 16 mm smooth step, on both sides

▲ Price per piece

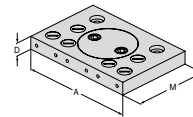


For vice width	A	A <sub>1</sub>	D	D <sub>1</sub>	D <sub>2</sub>	E	M	M <sub>1</sub>	M <sub>2</sub>	£	Y4	NCG	H5G / -S / -Z	X5G-Z / -S	ESG 4	ESG 5	ESG mini	HDG 2	ZSG 4	ZSG mini	DSG 4	MSG 2	Verso	HSG		
125	125		40	37	24		82,5			366.00		●														
											80 898 35000															

## Pendulum jaw, movable

▲ to accommodate 6-way reversible jaws

▲ Price per piece

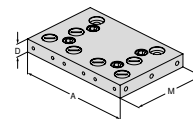


For vice width	A	A <sub>1</sub>	D	D <sub>1</sub>	D <sub>2</sub>	E	M	M <sub>1</sub>	M <sub>2</sub>	£	Y4	NCG	H5G / -S / -Z	X5G-Z / -S	ESG 4	ESG 5	ESG mini	HDG 2	ZSG 4	ZSG mini	DSG 4	MSG 2	Verso	HSG		
125	192		22				130			450.00		●														
											80 898 525															

## Adapter plate

▲ to accommodate 6-way reversible jaws


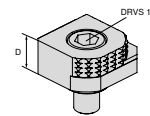
▲ Price per piece



For vice width	A	A <sub>1</sub>	D	D <sub>1</sub>	D <sub>2</sub>	E	M	M <sub>1</sub>	M <sub>2</sub>	£	Y4	NCG	H5G / -S / -Z	X5G-Z / -S	ESG 4	ESG 5	ESG mini	HDG 2	ZSG 4	ZSG mini	DSG 4	MSG 2	Verso	HSG		
125	192		22				130			380.00		●														
											80 898 425															

## 6 function indexable jaw

- ▲ 1 = Smooth, carbide coated
- ▲ 2 = Grip with 3 mm step
- ▲ 3 = Grip with 8 mm step
- ▲ 4 = Grip with 18 mm step
- ▲ 5 = Rough grip with 8 mm step
- ▲ 6 = Round grip
- ▲ M<sub>max</sub> = 60 Nm
- ▲ Including fixation screws


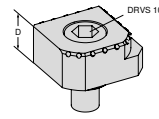


For vice width	A	A <sub>1</sub>	D	D <sub>1</sub>	D <sub>2</sub>	E	M	M <sub>1</sub>	M <sub>2</sub>	£	Y4	NCG	H5G / -S / -Z	X5G-Z / -S	ESG 4	ESG 5	ESG mini	HDG 2	ZSG 4	ZSG mini	DSG 4	MSG 2	Verso	HSG		
			18							74.00		●	●	●	●	●	●	●	●	●	●	●	●	●	●	
											80 892 246															

## System jaws overview

### 6x indexable jaw, carbide grip

- ▲ 1 = Smooth
- ▲ 2 = Carbide grip
- ▲ 3 = Carbide grip with 3 mm step
- ▲ 4 = Carbide grip with 8 mm step
- ▲ 5 = Round carbide grip with 8 mm step
- ▲ 6 = Round carbide grip
- ▲ Incl. fixing screws




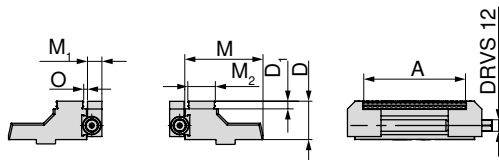
For vice width	A	A <sub>1</sub>	D	D <sub>1</sub>	D <sub>2</sub>	E	M	M <sub>1</sub>	M <sub>2</sub>	£	Y4	NCG	H5G/-S/-Z	X5G-Z/-S	ESG 4	ESG 5	ESG mini	HDG 2	ZSG 4	ZSG mini	DSG 4	MSG 2	Verso	HSG
			18							107.00	80 890 35300	●	●	●	●	●	●	●	●	●	●	●	●	●

## 6 face jaw system for 125 mm jaw width

### Scope of supply:

2 System jaws with 2 pairs of transverse jaws in T-slot guidance incl. fixing screws

**H5G  
-S**

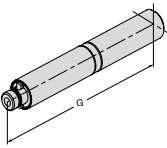



for width	A	D	D <sub>1</sub>	M	M <sub>1</sub>	M <sub>2</sub>	O	WT	80 898 ...
mm	mm	mm	mm	mm	mm	mm	mm	kg	£
125	37 - 101	40	8	81,5	15	28,7	3,2	4.5	Y4
									1,615.00
									230

## System accessories overview

### Drawbar

▲ Incl. anti-rotation

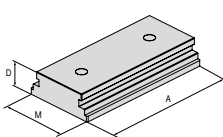

H5G	H5G-S			<b>80 898 ...</b>	
H5G-Z				£	Y4
				125	330.00 826
				250	374.00 827

### Protection plugs

▲ Price per piece


H5G-Z		<b>80 907 ...</b>		
		£	Y4	
D <sub>1</sub> mm			19	1.00 501

### Base plate to extend

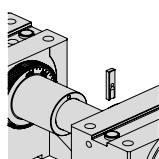

H5G			<b>80 898 ...</b>	
			£	Y4
A mm	D mm	M mm		
250	45	125,5	591.00	725

### Clamping lever

▲ including control accessories

NCG	H5G		<b>80 890 ...</b>	
NCG 5A			£	Y4
DRVS mm			14	117.00 501

### Anti-twist plate

H5G	H5G-S			<b>80 898 ...</b>	
H5G-Z	H5G-Z-S			£	Y4
				11.00	024


### Clamping Handle with Joint

▲ without socket

ZSG 4	ESG 4		<b>80 891 ...</b>	
H5G-Z	ESG mini		£	Y4
H5G-Z-S			1/2"	70.00 600

### Hand crank


▲ for fast adjustment

	H5G-Z	H5G-S	H5G		
	X5G-Z	H5G-Z-S			
<b>80 907 ...</b>		<b>80 898 ...</b>		<b>80 898 ...</b>	
DRVS mm	£	£	£	Y4	Y4
14	74.00 500	74.00 026	74.00	74.00	025

### Socket

▲ Suitable for 1/2" and 3/8" square drive

MNG	MSG 2		<b>80 877 ...</b>		
H5G-Z	ESG mini		£	Y4	
Verso			1/2"	14	17.00 214



## 5-axis machining to perfection

Maximum ease of handling and integrated pull-down action for 6-sided machining. X5G-Z is the new 5-axis vice from CERATIZIT. All the advantages that ensure optimum and simple 5- and 6-sided machining combined in a single clamping device.

### Your benefits:

- ▲ Either 5 and 6-axis machining thanks to clamping of one or both supporting jaws
- ▲ Fast jaw changeover without tools
- ▲ Optimum accessibility from all sides and large base clamping stroke of 130 mm
- ▲ Fully encapsulated, mechanical spindle
- ▲ Integrated, internal elastomer damping to minimise vibrations
- ▲ Extensive modular jaw range



### Clamping/aligning:



Clamping with two dowel screws dia. 12<sub>H7</sub> / M12 and clamping screws **Article no. 80 895 019**



Alignment through 20<sup>H7</sup> precision slot nuts in the base body in the machine table's T-slot. Clamping with clamping claws.



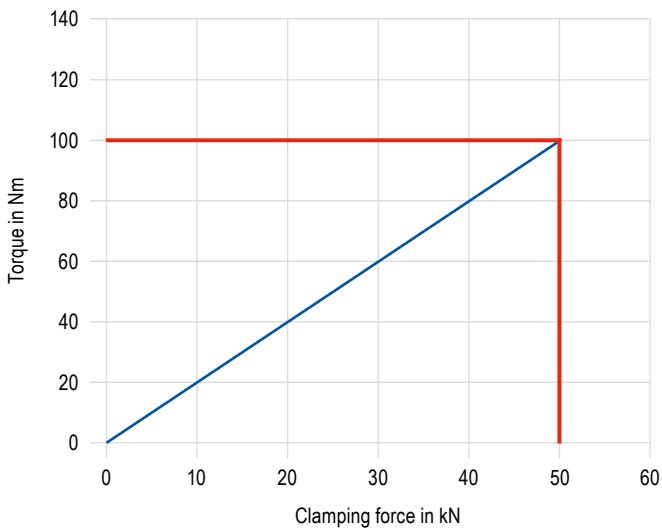
Alignment and clamping with MNG zero point clamping system (2-3 mounting bolts). **Optional:** Positioning and fixing holes at the customer's request.

Clamping force:

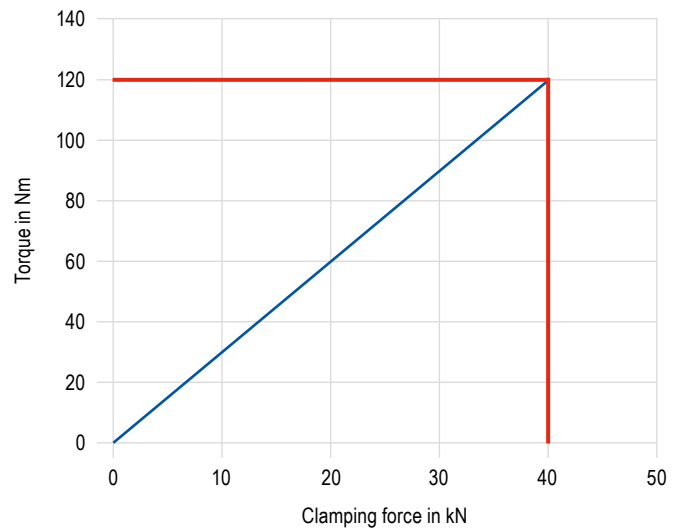
Size		Max. tightening torque in Nm	max. clamping force in kN
X5G-Z	Blank clamping	100	50
X5G-Z	Precision clamping	120	40
X5G-Z-S	Blank clamping	100	50
X5G-Z-S	Precision clamping	120	34

X5G-Z tightening torque/clamping force

Blank clamping

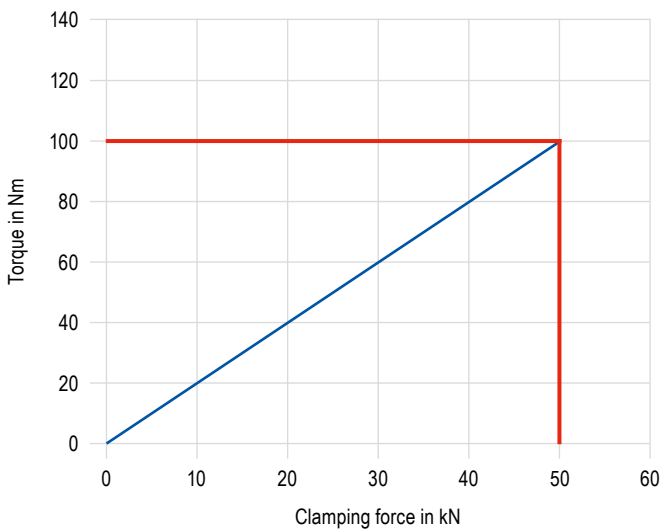


Precision clamping

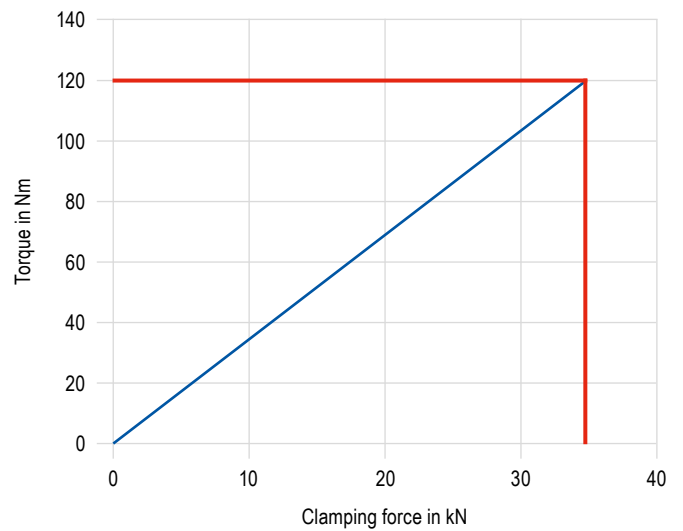


X5G-Z-S tightening torque/clamping force

Blank clamping

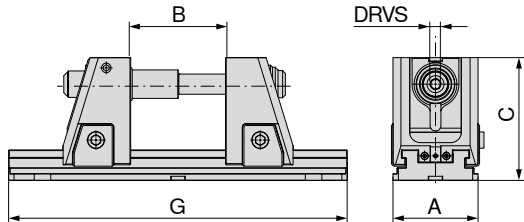
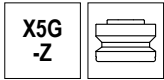


Precision clamping



# SoloClamp – X5G-Z

- ▲ Mechanical 5-axis vice with movable fixed jaws, 181 mm height
- ▲ Without system jaws
- ▲ Optimum accessibility
- ▲ 5- and 6-sided machining possible
- ▲ Fast jaw changeover
- ▲ Clamping on the machine table is possible with MNG/PNG, or directly through the base body



**NEW**

**80 908 ...**

A	B	C	G	DRVS	MXC	WT	
mm	mm	mm	mm	mm	kN	kg	
125	4 - 134	181	330	14	40	33.2	£ 2,907.00 52500
125	4 - 234	181	430	14	40	36.1	£ 3,116.00 52600
125	4 - 304	181	500	14	40	38.1	£ 3,249.00 52700
125	4 - 434	181	630	14	40	41.8	£ 3,487.00 52800
125	4 - 604	181	800	14	40	46.6	£ 3,800.00 52900

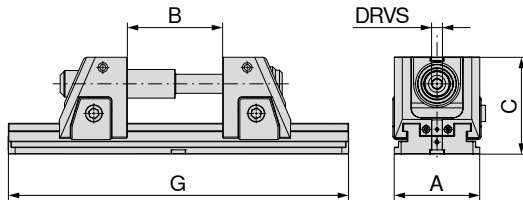
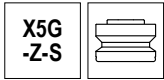
**i** Basic clamping stroke 130 mm – Larger clamping ranges can be achieved using drawbar extensions! See **page 48**.  
The structural dimension tables for the various jaws can be found from **page 42** onwards.

*Vice guide*

Underside Dimensions	41	System accessories	45-49
MNG-/PNG zero point clamping system	154-180	General accessories	181-201

## SoloClamp – X5G-Z-S

- ▲ Mechanical 5-axis vice with movable fixed jaws, 142 mm height
- ▲ Without system jaws
- ▲ Optimum accessibility
- ▲ 5- and 6-sided machining possible
- ▲ Fast jaw changeover
- ▲ Clamping on the machine table is possible with MNG/PNG, or directly through the base body



**NEW**

**80 908 ...**

A	B	C	G	DRVS	MXC	WT	
mm	mm	mm	mm	mm	kN	kg	
125	4 - 134	142	330	14	40	27.3	£ 2,641.00 42500
125	4 - 234	142	430	14	40	30.2	£ 2,850.00 42600
125	4 - 304	142	500	14	40	32.2	£ 2,983.00 42700
125	4 - 434	142	630	14	40	35.9	£ 3,221.00 42800
125	4 - 604	142	800	14	40	40.7	£ 3,534.00 42900

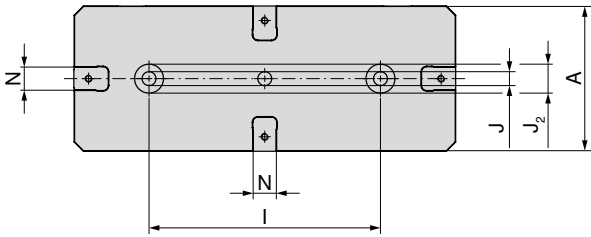
**i** Basic clamping stroke 130 mm – Larger clamping ranges can be achieved using drawbar extensions! See **page 48**.  
The structural dimension tables for the various jaws can be found from **page 42** onwards.

### Vice guide

Underside Dimensions	41	System accessories	45–49
MNG-/PNG zero point clamping system	154–180	General accessories	181–201

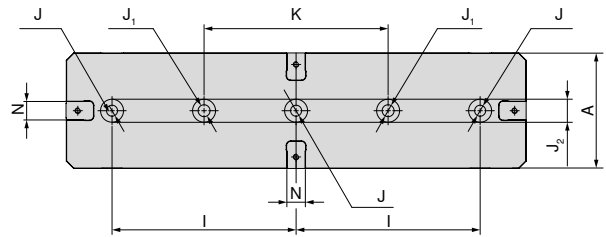
## X5G-Z/-S underside dimensions

Base width 125 mm and 330 mm length



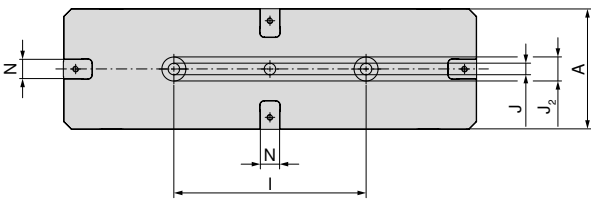
A	I $\pm 0,02$	J $H7$	J <sub>2</sub> $H6$	N $H7$
mm	mm	mm	mm	mm
125	200	12	25	20

Base width 125 mm and 630 mm length



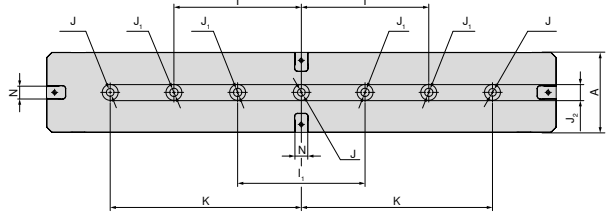
A	I $\pm 0,02$	J $H7$	J <sub>1</sub>	J <sub>2</sub> $H6$	K $\pm 0,02$	N $H7$
mm	mm	mm	mm	mm	mm	mm
125	200	12	13	25	200	20

Base width 125 mm and 430 mm length



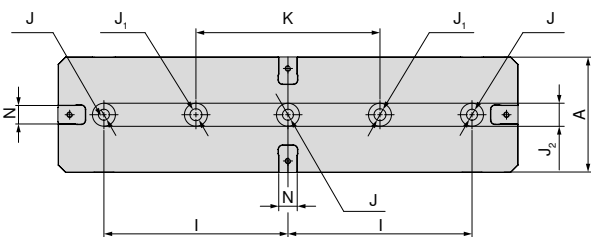
A	I $\pm 0,02$	J $H7$	J <sub>2</sub> $H6$	N $H7$
mm	mm	mm	mm	mm
125	200	12	25	20

Base width 125 mm and 800 mm length



A	I $\pm 0,02$	I <sub>1</sub> $\pm 0,02$	J $H7$	J <sub>1</sub>	J <sub>2</sub> $H6$	K $\pm 0,02$	N $H7$
mm	mm	mm	mm	mm	mm	mm	mm
125	200	200	12	13	25	300	20

Base width 125 mm and 500 mm length

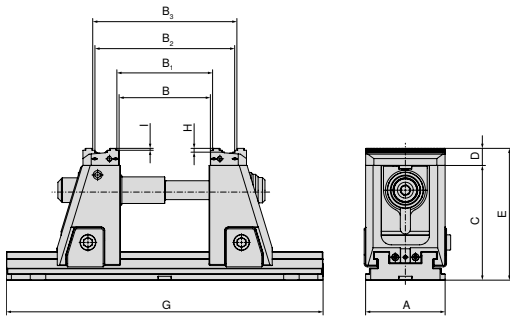


A	I $\pm 0,02$	J $H7$	J <sub>1</sub>	J <sub>2</sub> $H6$
mm	mm	mm	mm	mm
125	200	12	13	25



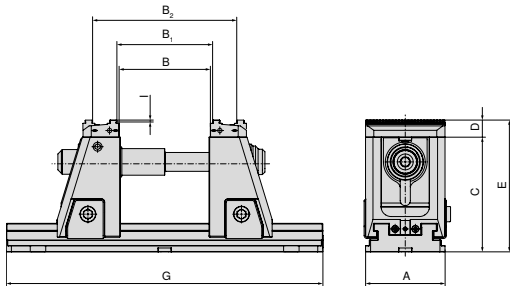
# X5G-Z/-S structural dimension table for the different jaws

With indexable jaws, grip 3 mm



Type	Drawbar 430 mm 80 908 80000	Drawbar 500 mm 80 908 80100	Drawbar 630 mm 80 908 80200	Drawbar 800 mm 80 908 80300	A	B	B <sub>1</sub>	B <sub>2</sub>	B <sub>3</sub>	C	D	E	G	H	I
80 908 52500					125	5-134	12-141	80-210	88-217	181	27	208	330	6	3
80 908 42500					125	5-134	12-141	80-210	88-217	142	27	169	330	6	3
80 908 52600	1 x				125	5-234	12-241	80-310	88-317	181	27	208	430	6	3
80 908 42600	1 x				125	5-234	12-241	80-310	88-317	142	27	169	430	6	3
80 908 52700	1 x	1 x			125	5-304	12-311	80-380	88-387	181	27	208	500	6	3
80 908 42700	1 x	1 x			125	5-304	12-311	80-380	88-387	142	27	169	500	6	3
80 908 52800	1 x	1 x	1 x		125	5-434	12-441	80-510	88-517	181	27	208	630	6	3
80 908 42800	1 x	1 x	1 x		125	5-434	12-441	80-510	88-517	142	27	169	630	6	3
80 908 52900	1 x	1 x	1 x	1 x	125	5-604	12-611	80-680	88-687	181	27	208	800	6	3
80 908 42900	1 x	1 x	1 x	1 x	125	5-604	12-611	80-680	88-687	142	27	169	800	6	3

With indexable jaws, grip 5 mm



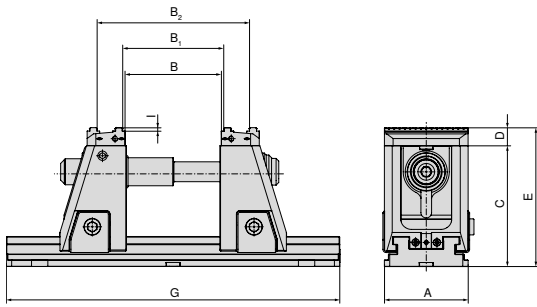
Type	Drawbar 430 mm 80 908 80000	Drawbar 500 mm 80 908 80100	Drawbar 630 mm 80 908 80200	Drawbar 800 mm 80 908 80300	A	B	B <sub>1</sub>	B <sub>2</sub>	C	D	E	G	I
80 908 52500					125	5-134	12-141	88-217	181	27	208	330	5
80 908 42500					125	5-134	12-141	88-217	142	27	169	330	5
80 908 52600	1 x				125	5-234	12-241	88-317	181	27	208	430	5
80 908 42600	1 x				125	5-234	12-241	88-317	142	27	169	430	5
80 908 52700	1 x	1 x			125	5-304	12-311	88-387	181	27	208	500	5
80 908 42700	1 x	1 x			125	5-304	12-311	88-387	142	27	169	500	5
80 908 52800	1 x	1 x	1 x		125	5-434	12-441	88-517	181	27	208	630	5
80 908 42800	1 x	1 x	1 x		125	5-434	12-441	88-517	142	27	169	630	5
80 908 52900	1 x	1 x	1 x	1 x	125	5-604	12-611	88-687	181	27	208	800	5
80 908 42900	1 x	1 x	1 x	1 x	125	5-604	12-611	88-687	142	27	169	800	5



Drawbar extensions can be found on → [page 48](#).

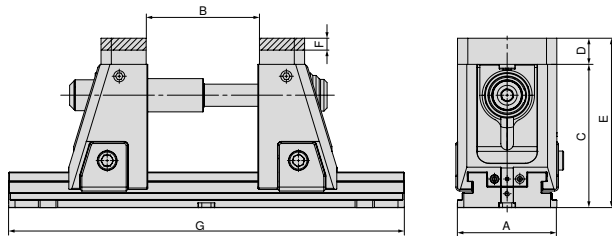
# X5G-Z/-S structural dimension table for the different jaws

With stepped jaws, carbide grip 5 mm



Type	Drawbar 430 mm 80 908 80000	Drawbar 500 mm 80 908 80100	Drawbar 630 mm 80 908 80200	Drawbar 800 mm 80 908 80300	A	B	B <sub>1</sub>	B <sub>2</sub>	C	D	E	G	I
80 908 52500					125	5-134	12-141	88-217	181	27	208	330	5
80 908 42500					125	5-134	12-141	88-217	142	27	169	330	5
80 908 52600	1 x				125	5-234	12-241	88-317	181	27	208	430	5
80 908 42600	1 x				125	5-234	12-241	88-317	142	27	169	430	5
80 908 52700	1 x	1 x			125	5-304	12-311	88-387	181	27	208	500	5
80 908 42700	1 x	1 x			125	5-304	12-311	88-387	142	27	169	500	5
80 908 52800	1 x	1 x	1 x		125	5-434	12-441	88-517	181	27	208	630	5
80 908 42800	1 x	1 x	1 x		125	5-434	12-441	88-517	142	27	169	630	5
80 908 52900	1 x	1 x	1 x	1 x	125	5-604	12-611	88-687	181	27	208	800	5
80 908 42900	1 x	1 x	1 x	1 x	125	5-604	12-611	88-687	142	27	169	800	5


With soft jaws, steel



Article no.  
System jaws

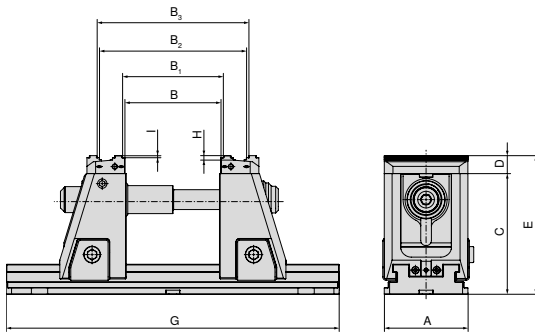
2 x 80 909 31200

Type	Drawbar 430 mm 80 908 80000	Drawbar 500 mm 80 908 80100	Drawbar 630 mm 80 908 80200	Drawbar 800 mm 80 908 80300	A	B	C	D	E	F	G
80 908 52500					125	4-134	181	33	214	15	330
80 908 42500					125	4-134	142	33	175	15	330
80 908 52600	1 x				125	4-234	181	33	214	15	430
80 908 42600	1 x				125	4-234	142	33	175	15	430
80 908 52700	1 x	1 x			125	4-304	181	33	214	15	500
80 908 42700	1 x	1 x			125	4-304	142	33	175	15	500
80 908 52800	1 x	1 x	1 x		125	4-434	181	33	214	15	630
80 908 42800	1 x	1 x	1 x		125	4-434	142	33	175	15	630
80 908 52900	1 x	1 x	1 x	1 x	125	4-604	181	33	214	15	800
80 908 42900	1 x	1 x	1 x	1 x	125	4-604	142	33	175	15	800

 Drawbar extensions can be found on → [page 48](#).

# X5G-Z/-S structural dimension table for the different jaws

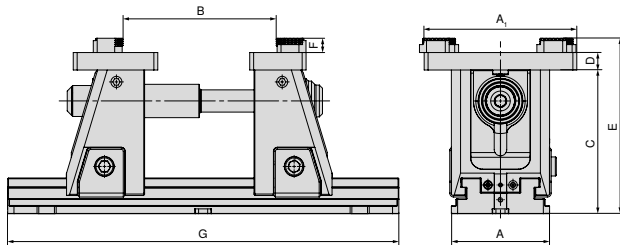
With indexable jaws embossed profile



Article no.  
System jaws  
2 x 80 908 31200

Type	Drawbar 430 mm 80 908 80000	Drawbar 500 mm 80 908 80100	Drawbar 630 mm 80 908 80200	Drawbar 800 mm 80 908 80300	A	B	B <sub>1</sub>	B <sub>2</sub>	B <sub>3</sub>	C	D	E	G	H	I
80 908 52500					125	5-134	12-141	82-210	89-217	181	27	208	330	6	3
80 908 42500					125	5-134	12-141	82-210	89-217	142	27	169	330	6	3
80 908 52600	1 x				125	5-234	12-241	82-310	89-317	181	27	208	430	6	3
80 908 42600	1 x				125	5-234	12-241	82-310	89-317	142	27	169	430	6	3
80 908 52700	1 x	1 x			125	5-304	12-311	82-380	89-387	181	27	208	500	6	3
80 908 42700	1 x	1 x			125	5-304	12-311	82-380	89-387	142	27	169	500	6	3
80 908 52800	1 x	1 x	1 x		125	5-434	12-441	82-510	89-517	181	27	208	630	6	3
80 908 42800	1 x	1 x	1 x		125	5-434	12-441	82-510	89-517	142	27	169	630	6	3
80 908 52900	1 x	1 x	1 x	1 x	125	5-604	12-611	82-680	89-687	181	27	208	800	6	3
80 908 42900	1 x	1 x	1 x	1 x	125	5-604	12-611	82-680	89-687	142	27	169	800	6	3

With pendulum and adapter plate



Article no.  
System jaws  
80 909 31500 + 80 909 31300

Type	Drawbar 430 mm 80 908 80000	Drawbar 500 mm 80 908 80100	Drawbar 630 mm 80 908 80200	Drawbar 800 mm 80 908 80300	A	B	C	D	E	F	G
80 908 52500					125	42-210	181	22	221	18	330
80 908 42500					125	42-210	142	22	182	18	330
80 908 52600	1 x				125	42-310	181	22	221	18	430
80 908 42600	1 x				125	42-310	142	22	182	18	430
80 908 52700	1 x	1 x			125	42-380	181	22	221	18	500
80 908 42700	1 x	1 x			125	42-380	142	22	182	18	500
80 908 52800	1 x	1 x	1 x		125	42-510	181	22	221	18	630
80 908 42800	1 x	1 x	1 x		125	42-510	142	22	182	18	630
80 908 52900	1 x	1 x	1 x	1 x	125	42-680	181	22	221	18	800
80 908 42900	1 x	1 x	1 x	1 x	125	42-680	142	22	182	18	800



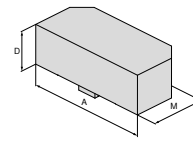
Drawbar extensions can be found on → page 48.



## System jaws overview

### Soft jaw, steel


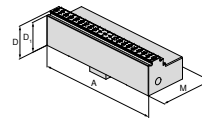
- ▲ Material: 16MnCr5
- ▲ Price per piece



For vice width	A	A <sub>1</sub>	D	D <sub>1</sub>	D <sub>2</sub>	E	M	M <sub>1</sub>	M <sub>2</sub>	£	Y4	NCG	H5G / -S / -Z	X5G-Z / -S	ESG 4	ESG 5	ESG mini	HDG 2	ZSG 4	ZSG mini	DSG 4	MSG 2	Verso	HSG	
125	125		33				57			128.00	80 909 31200			●											

### Indexable jaw embossed profile

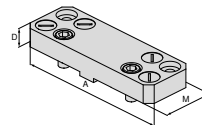
- ▲ Price per piece
- ▲ suitable for LANG embossed profile



For vice width	A	A <sub>1</sub>	D	D <sub>1</sub>	D <sub>2</sub>	E	M	M <sub>1</sub>	M <sub>2</sub>	£	Y4	NCG	H5G / -S / -Z	X5G-Z / -S	ESG 4	ESG 5	ESG mini	HDG 2	ZSG 4	ZSG mini	DSG 4	MSG 2	Verso	HSG	
125	125		27	24			57			297.00	80 908 31200			●											

### Adapter plate

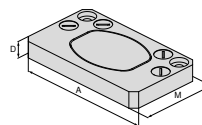
- ▲ for holding 6-function indexable jaws
- ▲ Price per piece
- ▲ incl. cover screws



For vice width	A	A <sub>1</sub>	D	D <sub>1</sub>	D <sub>2</sub>	E	M	M <sub>1</sub>	M <sub>2</sub>	£	Y4	NCG	H5G / -S / -Z	X5G-Z / -S	ESG 4	ESG 5	ESG mini	HDG 2	ZSG 4	ZSG mini	DSG 4	MSG 2	Verso	HSG	
125	180		22				104			380.00	80 909 31500			●											

### Floating jaw

- ▲ for holding 6-function indexable jaws
- ▲ Price per piece
- ▲ incl. cover screws

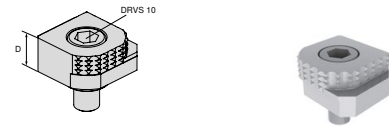


For vice width	A	A <sub>1</sub>	D	D <sub>1</sub>	D <sub>2</sub>	E	M	M <sub>1</sub>	M <sub>2</sub>	£	Y4	NCG	H5G / -S / -Z	X5G-Z / -S	ESG 4	ESG 5	ESG mini	HDG 2	ZSG 4	ZSG mini	DSG 4	MSG 2	Verso	HSG	
125	180		22				62			507.00	80 909 31300			●											

# System jaws overview

## 6 function indexable jaw

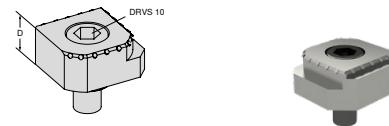
- ▲ 1 = Smooth, carbide coated
- ▲ 2 = Grip with 3 mm step
- ▲ 3 = Grip with 8 mm step
- ▲ 4 = Grip with 18 mm step
- ▲ 5 = Rough grip with 8 mm step
- ▲ 6 = Round grip
- ▲  $M_{max} = 60 \text{ Nm}$
- ▲ Including fixation screws



For vice width	A	A <sub>1</sub>	D	D <sub>1</sub>	D <sub>2</sub>	E	M	M <sub>1</sub>	M <sub>2</sub>	£	Y4	NCG	H5G / -S / -Z	X5G-Z / -S	ESG 4	ESG 5	ESG mini	HDG 2	ZSG 4	ZSG mini	DSG 4	MSG 2	Verso	HSG
			18							74.00	80 892 246	●	●	●	●	●	●	●	●	●	●	●	●	●

## 6x indexable jaw, carbide grip

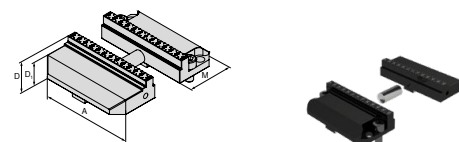
- ▲ 1 = Smooth
- ▲ 2 = Carbide grip
- ▲ 3 = Carbide grip with 3 mm step
- ▲ 4 = Carbide grip with 8 mm step
- ▲ 5 = Round carbide grip with 8 mm step
- ▲ 6 = Round carbide grip
- ▲ Incl. fixing screws



For vice width	A	A <sub>1</sub>	D	D <sub>1</sub>	D <sub>2</sub>	E	M	M <sub>1</sub>	M <sub>2</sub>	£	Y4	NCG	H5G / -S / -Z	X5G-Z / -S	ESG 4	ESG 5	ESG mini	HDG 2	ZSG 4	ZSG mini	DSG 4	MSG 2	Verso	HSG
			18							107.00	80 890 35300	●	●	●	●	●	●	●	●	●	●	●	●	●

## Precision jaw

- ▲ Price per set

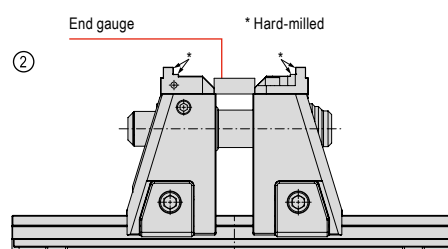
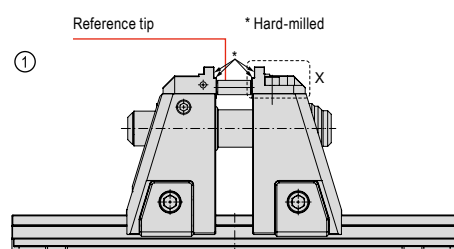


For vice width	A	A <sub>1</sub>	D	D <sub>1</sub>	D <sub>2</sub>	E	M	M <sub>1</sub>	M <sub>2</sub>	£	Y4	NCG	H5G / -S / -Z	X5G-Z / -S	ESG 4	ESG 5	ESG mini	HDG 2	ZSG 4	ZSG mini	DSG 4	MSG 2	Verso	HSG
	125	125	27	24			57			449.00	80 908 31300	●	●	●	●	●	●	●	●	●	●	●	●	●

## Procedure for hardened precision jaw set

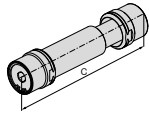
The X5G-Z impresses with its extreme accuracy. All the components have been ground or hard-milled to a high level of precision. Despite this, there are still applications whereby the precision requirements cannot be satisfied in full due to the tolerance chain of the indexable grip jaws. For these situations we offer a hardened precision jaw set (article no. **80 908 31300**) that can be hard-milled by the customer on the clamping flat (both sides).

Hard machining is carried out in the precision vice (both screws on the supporting jaws tightened to 140 Nm). The precision jaws must be hard-milled as per the views shown (1+2). The reference tip supplied is used for clamping in the standard position (1). An end gauge can be used for clamping in the increased clamping range position (2).



## System accessories overview

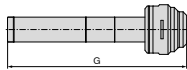
### Spindle unit X5G-Z



C mm	WT kg
227,5	2.5

80 908 ...	
£	
Y4	
359.00	50100

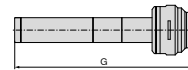
### Drawbar



for width mm	G mm
125	430

80 908 ...	
£	
Y4	
150.00	80000

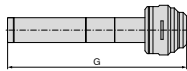
### Drawbar



for width mm	G mm
125	500

80 908 ...	
£	
Y4	
162.00	80100

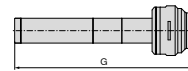
### Drawbar



for width mm	G mm
125	630

80 908 ...	
£	
Y4	
188.00	80200

### Drawbar



for width mm	G mm
125	800

80 908 ...	
£	
Y4	
216.00	80300

## System accessories overview

### Torque Wrench

▲ without socket



<b>80 884 ...</b>	
<b>Square</b>	<b>TQX</b>
1/2"	Nm
	10 - 100
	<b>£</b>
	Y4
	257.00
	<b>502</b>

### Socket



<b>80 877 ...</b>	
<b>Square</b>	<b>DRVS</b>
1/2"	mm
	14
	<b>£</b>
	Y4
	17.00
	<b>214</b>

### Hand crank

▲ Version with external hex


▲ For quick adjustment



<b>80 907 ...</b>	
	H5G-Z
	X5G-Z
<b>for width</b>	<b>DRVS</b>
mm	mm
125	14
	<b>£</b>
	Y4
	74.00
	<b>500</b>



## ESG 4



## Highly-efficient all-rounder for machining unfinished and finished parts

The ESG 4 single vice impresses with fast handle clamping, quick setting of the clamping range, a flat design and low weight.

### Your benefits:

- ▲ Several cooling lubricant flows for problem-free working and controlled outflow
- ▲ Quick and easy positioning on the MNG zero point clamping system
- ▲ High clamping force between 5 – 50 kN with low tightening torque
- ▲ Quick and easy jaw change with 2 screws
- ▲ Quick, simple disassembly of the spindle unit
- ▲ Extensive modular jaw range

### Clamping/aligning:



ESG 4 – 80 mm = mounting with M8 screws through the base body  
ESG 4 – 125 mm / 160 mm = mounting with M12 screws and dowel screws through the base body



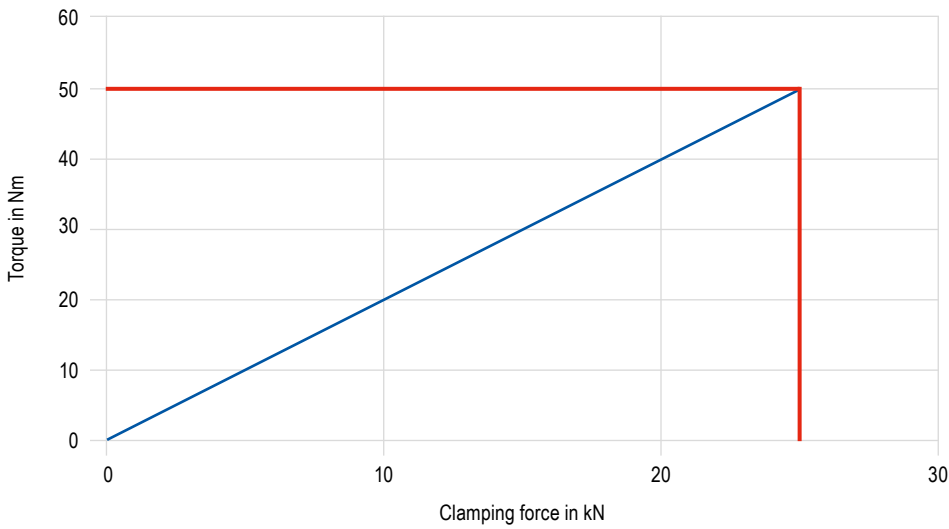
Mounting with 4 clamping claws  
**Article no. 80 890 315**



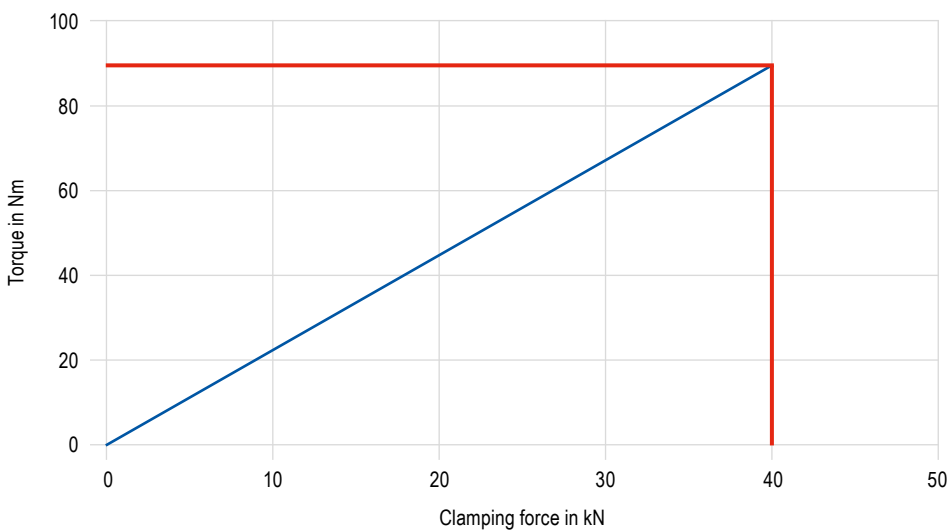
Mounting with zero point clamping systems  
ESG 4 – 80 mm = 1 mounting bolt + anti-twist protection  
ESG 4 – 125 / 160 mm = 2 mounting bolts, centre distance 200 mm

Clamping force:

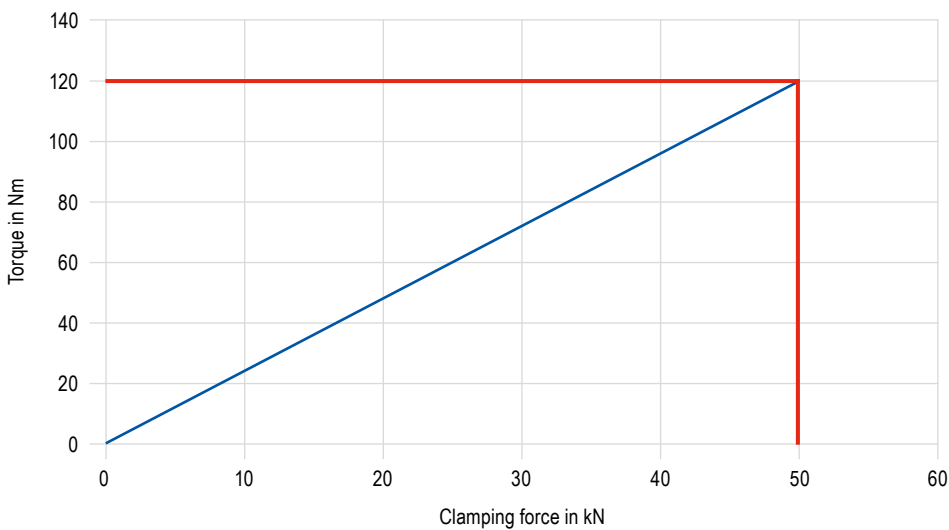
ESG 4 – 80 mm tightening torque / clamping force



ESG 4 – 125 mm tightening torque/clamping force



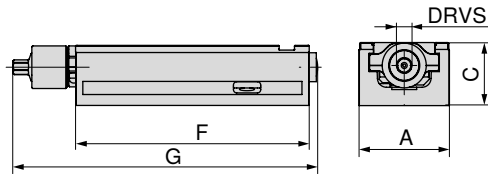
ESG 4 – 160 mm tightening torque / clamping force



# SoloClamp – ESG 4

- ▲ Single vice without system jaws
- ▲ Fast 160° handle clamping with torque key
- ▲ Rapid installation and removal of the spindle assembly
- ▲ ±0.01 mm repeatability (±0.015 mm when A = 160 mm)

**ESG  
4**



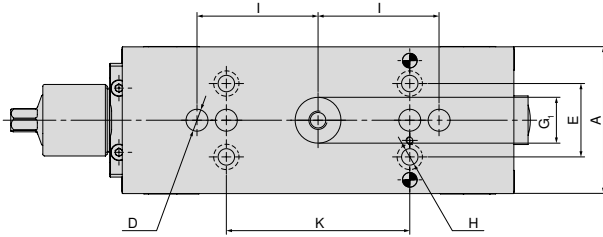
A	C <sub>-0.02</sub>	F	G	DRVS	MXC	WT	clamping range	80 901 ...	
mm	mm	mm	mm	mm	kN	kg	mm	£	
80	55	214	284	12	25	5.0	0-192	Y4	080
125	60	362	433	14	40	15.0	0-308	1,121.00	1,387.00
160	70	480	559	14	50	28.5	0-434	2,033.00	160

*Vice guide*

Underside Dimensions	53	Structural dimension tables for the different jaws	54+55
System accessories	56-59	MNG-/PNG zero point clamping system	154-180
General accessories	181-201		

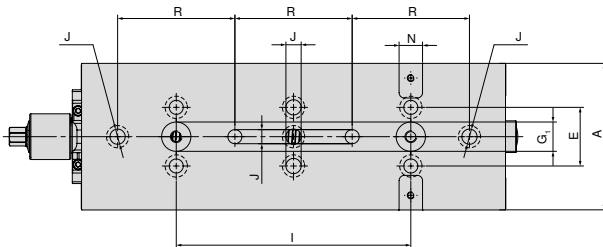
## ESG 4 underside dimensions

Base width 80 mm and length 214 mm



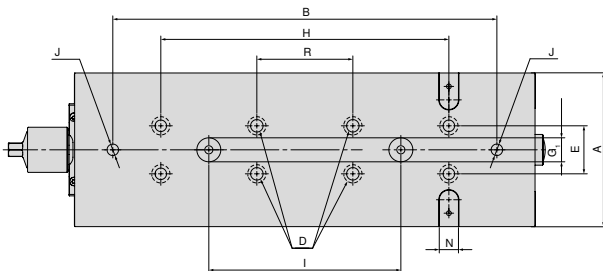
A	D	E	G <sub>1</sub>	H	I	K
mm	mm	mm	mm	mm	mm	mm
80	12	40	25	9	66	100

Base width 125 mm and length 362 mm



A	E	G <sub>1</sub>	I	J	N <sub>H7</sub>	R
mm	mm	mm	mm	mm	mm	mm
125	50	25	200	13	20	100

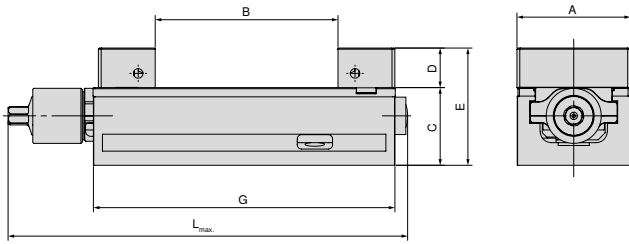
Base width 160 mm and length 480 mm



A	B	D	E	G <sub>1</sub>	H	I	J	N <sub>H7</sub>	R
mm	mm	mm	mm	mm	mm	mm	mm	mm	mm
160	400	13	50	25	300	200	12	20	100

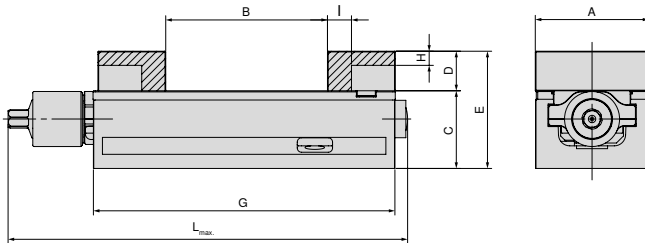
## ESG 4 structural dimension table for the different jaws

With block jaws



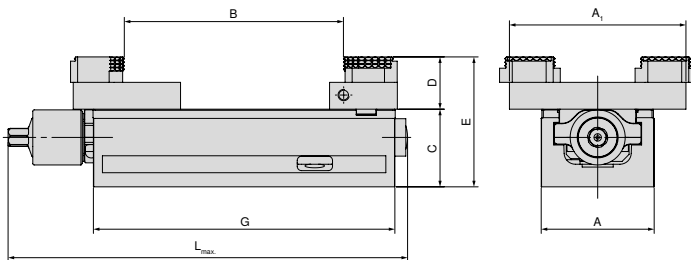
A mm	B mm	C mm	D mm	E mm	G mm	L <sub>max.</sub> mm	Article no. System jaws
80	0 - 130	55	28	83	214	308	80 901 31200 + 80 901 31300
125	0 - 231	60	40	100	362	432	80 901 31400 + 80 901 31500
160	0 - 312	70	50	120	480	559	80 901 31600 + 80 901 31700

With soft alu jaws



A mm	B mm	C mm	D mm	E mm	G mm	H mm	I mm	L <sub>max.</sub> mm	Article no. System jaws
80	0 - 115	55	28	83	214	10	17	284	80 901 307 + 80 878 850
125	0 - 219	60	40	100	362	23	27	432	80 901 304 + 80 878 550
160	0 - 309	70	50	120	480	23	30	559	80 901 301 + 80 878 305

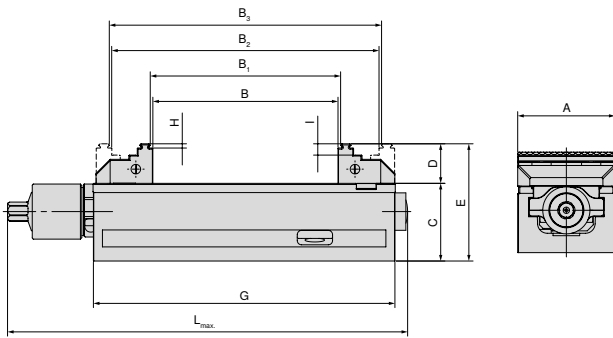
With pendulum and adapter plate



A mm	A <sub>1</sub> mm	B mm	C mm	D mm	E mm	G mm	L <sub>max.</sub> mm	Article no. System jaws
80	125	5 - 155	55	19	92	214	284	80 878 870 + 80 901 501
125	180	4 - 306	60	22	100	362	432	80 878 570 + 80 901 502
160	256	11 - 463	70	22	110	480	559	80 878 670 + 80 901 503

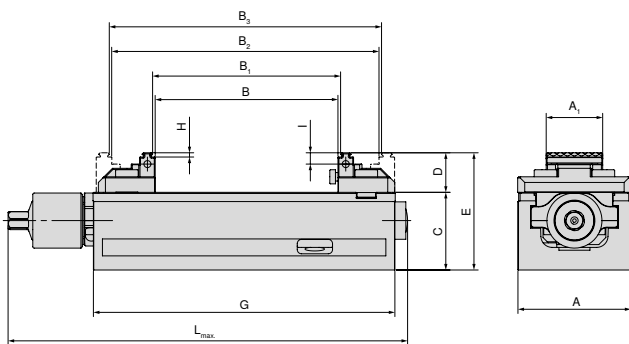
## ESG 4 structural dimension table for the different jaws

With indexable jaws, grip 3 mm



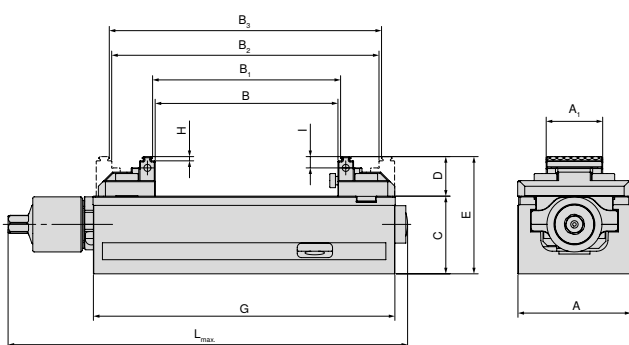
A mm	B mm	B <sub>1</sub> mm	B <sub>2</sub> mm	B <sub>3</sub> mm	C mm	D mm	E mm	G mm	H mm	I mm	L <sub>max.</sub> mm	Article no. System jaws
80	0 - 130	4 - 134	59 - 188	63 - 192	55	28	83	214	3	8	284	80 901 306 + 80 878 810
125	0 - 231	8 - 238	71 - 301	78 - 308	60	40	100	362	3	18	433	80 901 302 + 80 901 303
160	0 - 310	8 - 317	117 - 427	125 - 434	70	50	120	480	3	10	559	80 901 300 + 80 878 610

With indexable jaws, grip 3 mm, width 40 mm



A mm	A <sub>1</sub> mm	B mm	B <sub>1</sub> mm	B <sub>2</sub> mm	B <sub>3</sub> mm	C mm	D mm	E mm	G mm	H mm	I mm	L <sub>max.</sub> mm	Article no. System jaws
80	40	0 - 130	4 - 134	59 - 188	63 - 192	55	28	83	214	3	8	284	80 901 308 + 80 878 81900

With indexable jaws, grip 3 mm, height 65 mm

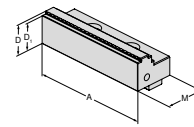


A mm	A <sub>1</sub> mm	B mm	B <sub>1</sub> mm	B <sub>2</sub> mm	B <sub>3</sub> mm	C mm	D mm	E mm	G mm	H mm	I mm	L <sub>max.</sub> mm	Article no. System jaws
125	65	0 - 240	8 - 247	77 - 317	84 - 324	60	33	93	362	3	9	432	80 901 305 + 80 878 51900

## System jaws overview

### Indexable jaw, grip 3 mm, fixed

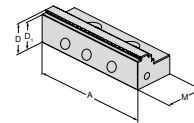
▲ Price per piece



For vice width	A	A <sub>1</sub>	D	D <sub>1</sub>	D <sub>2</sub>	E	M	M <sub>1</sub>	M <sub>2</sub>	£	Y4	NCG	H5G / -S / -Z	X5G-Z / -S	ESG 4	ESG 5	ESG mini	HDG 2	ZSG 4	ZSG mini	DSG 4	MSG 2	Verso	HSG	
80	80		28	25			40			149.00	80 901 306				●	●									
125	125		40	37			66			205.00	80 901 302				●	●						●			
160	160		50	47			81			371.00	80 901 300				●	●									

### Indexable jaw, grip 3 mm, movable

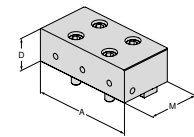
▲ Price per piece



For vice width	A	A <sub>1</sub>	D	D <sub>1</sub>	D <sub>2</sub>	E	M	M <sub>1</sub>	M <sub>2</sub>	£	Y4	NCG	H5G / -S / -Z	X5G-Z / -S	ESG 4	ESG 5	ESG mini	HDG 2	ZSG 4	ZSG mini	DSG 4	MSG 2	Verso	HSG	
80	80		28	25			40			124.00	80 878 810				●	●				●		●			
125	125		40	37			66			205.00	80 901 303				●	●					●				
160	160		50	47			81			371.00	80 878 610				●	●			●						

### Block jaw, fixed


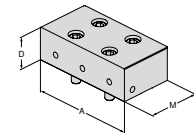
▲ Price per piece



For vice width	A	A <sub>1</sub>	D	D <sub>1</sub>	D <sub>2</sub>	E	M	M <sub>1</sub>	M <sub>2</sub>	£	Y4	NCG	H5G / -S / -Z	X5G-Z / -S	ESG 4	ESG 5	ESG mini	HDG 2	ZSG 4	ZSG mini	DSG 4	MSG 2	Verso	HSG		
80	80		28				40			230.00	80 901 31200					●										
125	125		40				66			320.00	80 901 31400				●											
160	160		50				81			405.00	80 901 31600				●	●										

### Block jaw, movable

▲ Price per piece


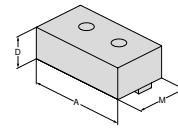


For vice width	A	A <sub>1</sub>	D	D <sub>1</sub>	D <sub>2</sub>	E	M	M <sub>1</sub>	M <sub>2</sub>	£	Y4	NCG	H5G / -S / -Z	X5G-Z / -S	ESG 4	ESG 5	ESG mini	HDG 2	ZSG 4	ZSG mini	DSG 4	MSG 2	Verso	HSG	
80	80		28				40			223.00	80 901 31300				●	●				●		●			
125	125		40				66			314.00	80 901 31500				●						●				
160	160		50				81			394.00	80 901 31700				●	●			●						

## System jaws overview

### Alu jaw, fixed


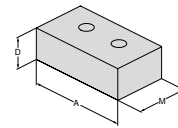
- ▲ for producing shaped jaws
- ▲ Price per piece



For vice width	A	A <sub>1</sub>	D	D <sub>1</sub>	D <sub>2</sub>	E	M	M <sub>1</sub>	M <sub>2</sub>	£	Y4	NCG	H5G / -S / -Z	X5G-Z / -S	ESG 4	ESG 5	ESG mini	HDG 2	ZSG 4	ZSG mini	DSG 4	MSG 2	Verso	HSG	
80	80		28				48			92.00					●	●									
125	125		40				68			101.00					●										
160	160		50				85			113.00					●	●									

### Alu jaw, movable

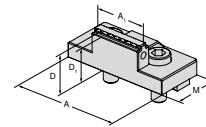
- ▲ for producing shaped jaws
- ▲ Price per piece



For vice width	A	A <sub>1</sub>	D	D <sub>1</sub>	D <sub>2</sub>	E	M	M <sub>1</sub>	M <sub>2</sub>	£	Y4	NCG	H5G / -S / -Z	X5G-Z / -S	ESG 4	ESG 5	ESG mini	HDG 2	ZSG 4	ZSG mini	DSG 4	MSG 2	Verso	HSG	
80	80		28				48			79.00					●	●				●					
125	125		40				68			90.00					●							●			
160	160		50				85			113.00					●	●				●					

### Reversible grip jaw, width 40 mm, fixed

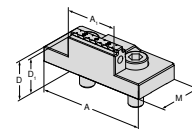
- ▲ Price per piece
- ▲ Double-sided grip step



For vice width	A	A <sub>1</sub>	D	D <sub>1</sub>	D <sub>2</sub>	E	M	M <sub>1</sub>	M <sub>2</sub>	£	Y4	NCG	H5G / -S / -Z	X5G-Z / -S	ESG 4	ESG 5	ESG mini	HDG 2	ZSG 4	ZSG mini	DSG 4	MSG 2	Verso	HSG	
80	80	40	28	25			40			180.00					●										

### Indexable grip jaw 3 mm, width 40 mm, movable

- ▲ Price per piece



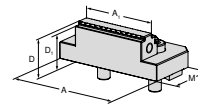
For vice width	A	A <sub>1</sub>	D	D <sub>1</sub>	D <sub>2</sub>	E	M	M <sub>1</sub>	M <sub>2</sub>	£	Y4	NCG	H5G / -S / -Z	X5G-Z / -S	ESG 4	ESG 5	ESG mini	HDG 2	ZSG 4	ZSG mini	DSG 4	MSG 2	Verso	HSG	
80	80	40	28	25			40			164.00					●					●					



## System jaws overview

### 5-axis reversible grip jaw, width 65 mm, fixed

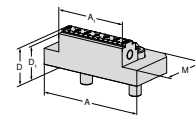
- ▲ price per piece
- ▲ double sided grip step



For vice width	A	A <sub>1</sub>	D	D <sub>1</sub>	D <sub>2</sub>	E	M	M <sub>1</sub>	M <sub>2</sub>	£	Y4	NCG	H5G / -S / -Z	X5G-Z / -S	ESG 4	ESG 5	ESG mini	HDG 2	ZSG 4	ZSG mini	DSG 4	MSG 2	Versto	HSG	
125	125	65	33	30			57			196.00					●										
											<b>80 901 305</b>														

### 5-axis indexable jaw, grip 3 mm, width 65 mm, movable


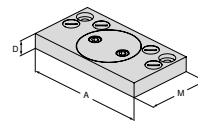
- ▲ double sided grip step
- ▲ price per piece



For vice width	A	A <sub>1</sub>	D	D <sub>1</sub>	D <sub>2</sub>	E	M	M <sub>1</sub>	M <sub>2</sub>	£	Y4	NCG	H5G / -S / -Z	X5G-Z / -S	ESG 4	ESG 5	ESG mini	HDG 2	ZSG 4	ZSG mini	DSG 4	MSG 2	Versto	HSG	
125	95	65	33	30			57			180.00										●					
											<b>80 878 51900</b>														

### Pendulum jaw, movable

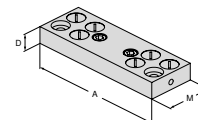
- ▲ Price per piece



For vice width	A	A <sub>1</sub>	D	D <sub>1</sub>	D <sub>2</sub>	E	M	M <sub>1</sub>	M <sub>2</sub>	£	Y4	NCG	H5G / -S / -Z	X5G-Z / -S	ESG 4	ESG 5	ESG mini	HDG 2	ZSG 4	ZSG mini	DSG 4	MSG 2	Versto	HSG
80	125		19				76			375.00					●					●				
125	180		22				95			390.00					●					●				
160	256		22				170			666.00					●				●					
											<b>80 878 870</b>													
											<b>80 878 570</b>													
											<b>80 878 670</b>													

### Adapter jaw

- ▲ Price per piece

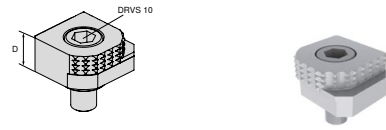


For vice width	A	A <sub>1</sub>	D	D <sub>1</sub>	D <sub>2</sub>	E	M	M <sub>1</sub>	M <sub>2</sub>	£	Y4	NCG	H5G / -S / -Z	X5G-Z / -S	ESG 4	ESG 5	ESG mini	HDG 2	ZSG 4	ZSG mini	DSG 4	MSG 2	Versto	HSG
80	125		19				48			267.00					●									
125	180		22				62			317.00					●									
160	256		22				125			444.00					●									
											<b>80 901 501</b>													
											<b>80 901 502</b>													
											<b>80 901 503</b>													

# System jaws overview

## 6 function indexable jaw

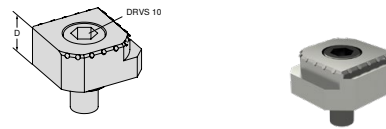
- ▲ 1 = Smooth, carbide coated
- ▲ 2 = Grip with 3 mm step
- ▲ 3 = Grip with 8 mm step
- ▲ 4 = Grip with 18 mm step
- ▲ 5 = Rough grip with 8 mm step
- ▲ 6 = Round grip
- ▲  $M_{max} = 60 \text{ Nm}$
- ▲ Including fixation screws



For vice width	A	A <sub>1</sub>	D	D <sub>1</sub>	D <sub>2</sub>	E	M	M <sub>1</sub>	M <sub>2</sub>	£	Y4	NCG	H5G / -S / -Z	X6G-Z / -S	ESG 4	ESG 5	ESG mini	HDG 2	ZSG 4	ZSG mini	DSG 4	MSG 2	Verso	HSG
			18							74.00	80 892 246	●	●	●	●	●	●	●	●	●	●	●	●	●


## 6x indexable jaw, carbide grip

- ▲ 1 = Smooth
- ▲ 2 = Carbide grip
- ▲ 3 = Carbide grip with 3 mm step
- ▲ 4 = Carbide grip with 8 mm step
- ▲ 5 = Round carbide grip with 8 mm step
- ▲ 6 = Round carbide grip
- ▲ Incl. fixing screws



For vice width	A	A <sub>1</sub>	D	D <sub>1</sub>	D <sub>2</sub>	E	M	M <sub>1</sub>	M <sub>2</sub>	£	Y4	NCG	H5G / -S / -Z	X6G-Z / -S	ESG 4	ESG 5	ESG mini	HDG 2	ZSG 4	ZSG mini	DSG 4	MSG 2	Verso	HSG
			18							107.00	80 890 35300	●	●	●	●	●	●	●	●	●	●	●	●	●

## ESG 5



The new ESG 5 retains all the cherished characteristics of its predecessor and raises the bar significantly with regard to user-friendliness and durability. Optimised handling and improved durability were top of the list in the update for the single vice.

## Your benefits:

- ▲ Specially designed for second side machining through high angular accuracy
- ▲ Compact design with ideal accessibility
- ▲ Jaw change Quick and easy with two screws
- ▲ The same clamping ranges, significantly improved interference contour, comprehensive modular jaw range
- ▲ Sustainable model with nickel-plated base body ensures a long service life

## Clamping/aligning:



Mounting with zero point clamping system  
ESG 5 – 80 mm L-130 mm + L-190 mm  
ESG 5 – 125 mm L-160 mm + L-235 mm

1 mounting bolt + MNG-indexing bolt



Mounting with zero point clamping system  
ESG 5 – 125 mm + L-300 mm  
ESG 5 – 160 mm + L-280 mm + L-480 mm

2 mounting bolts



Dia. 12<sup>JS</sup> precision holes are present in all variants for positioning the ESG 5 with precision. All variants can be mounted with screws from above through the base body.

Clamping/aligning:

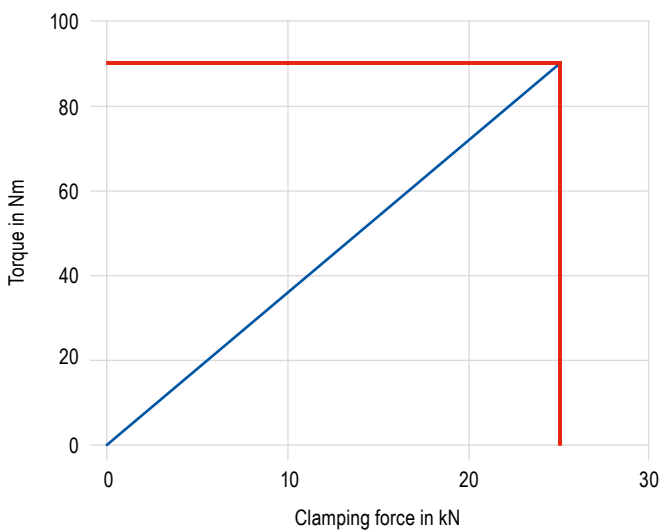


ESG 5 – 125 mm L-235 mm + L-300 mm  
ESG 5 – 160 mm L-280 mm + L-480 mm

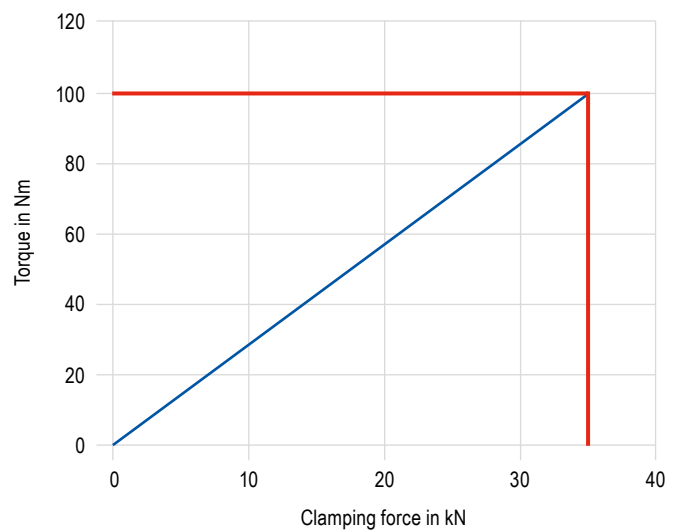
These 4 variants can also be clamped with clamping claws as an alternative.

Clamping force:

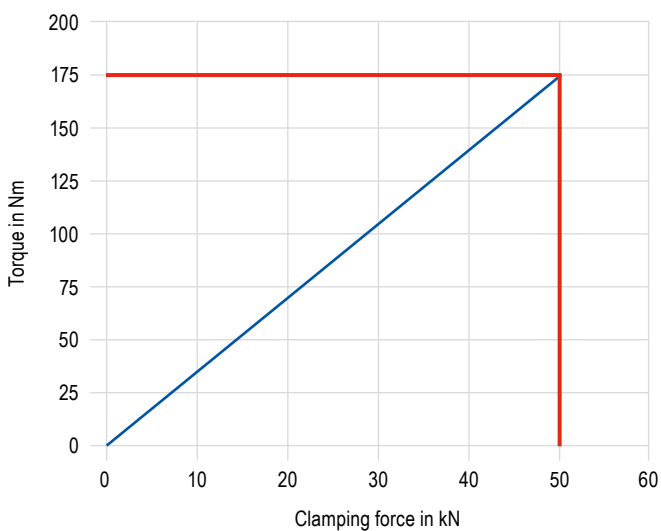
ESG 5 – 80 mm tightening torque / clamping force



ESG 5 – 125 mm tightening torque / clamping force



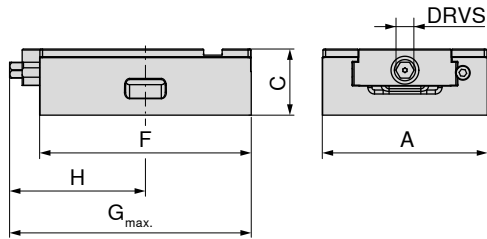
ESG 5 – 160 mm tightening torque / clamping force



# SoloClamp – ESG 5

- ▲ Single vice without system jaws
- ▲ Specially designed for second side machining through high angular accuracy
- ▲ ±0.01 mm repeatability between the clamping processes
- ▲ Suitable for PNG and MNG

**ESG  
5**



**NEW**

<b>80 857 ...</b>
£
Y4
507.00 08500
610.00 08600
666.00 15000
850.00 15100
1,036.00 15200
1,568.00 26100
1,872.00 26200

A mm	C <sub>±0.01</sub> mm	F mm	G <sub>max.</sub> mm	H mm	DRVS mm	MXC kN	WT kg
80	50	130	155.0	82	12	25	2.9
80	50	190	203.0	102	12	25	4.4
125	50	160	169.0	103	12	35	6.0
125	50	235	235.0	132	12	35	8.4
125	50	300	300.0	170	12	35	10.5
160	70	280	309.0	169	14	50	25.0
160	70	480	512.5	267	14	50	30.0

Article no.	Type	Suitable for zero point clamping system		MNG	PNG	LANG Quick Point	
		Width in mm	Height in mm			96 x 96	52 x 52
80 857 08500	ESG 5	80	130	✓	✗	✗	✓
80 857 08600		80	190	✓	✓	✗	✓
80 857 15000		125	160	✓	✓	✓	✓
80 857 15100		125	235	✓	✓	✓	✗
80 857 15200		125	300	✓	✓	✓	✗
80 857 26100		160	280	✓	✓	✓	✗
80 857 26200		160	480	✓	✓	✗	✗

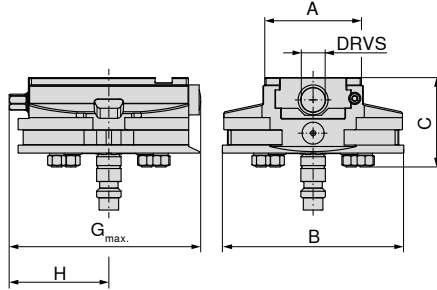
Vice guide

Underside Dimensions	64+65	Structural dimension tables for the different jaws	66
System accessories	67	MNG-/PNG zero point clamping system	154–180
General accessories	181–201		

# SoloClamp – ESG 5

- ▲ Sealed single vice for Erowa ITS 148
- ▲ Without system jaws
- ▲ Specially designed for second side machining through high angular accuracy
- ▲ ±0.01 mm repeatability between the clamping processes

**ESG  
5**



**NEW**

**80 857 ...**

£  
Y4

1,254.00 08900

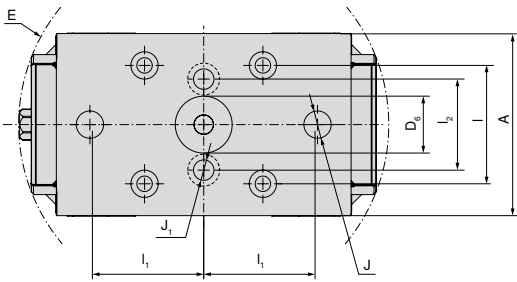
A	B	C	G <sub>max.</sub>	H	DRVS	MXC	WT
mm	mm	mm	mm	mm	mm	kN	kg
80	148	73	157	81	12	25	5.6

*Vice guide*

Underside Dimensions	64+65	Structural dimension tables for the different jaws	66
System accessories	67	MNG-/PNG zero point clamping system	154-180
General accessories	181-201		

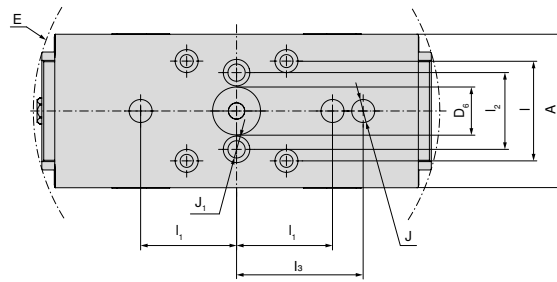
## ESG 5 underside dimensions

Base width 80 mm and length 130 mm



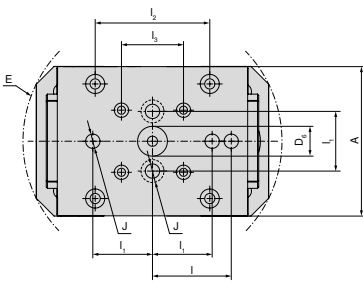
A	D <sub>6 JS</sub>	E	l <sub>±0.015</sub>	l <sub>1 ±0.015</sub>	l <sub>2</sub>	J <sub>JS</sub>	J <sub>1</sub>
mm	mm	mm	mm	mm	mm	mm	mm
80	25	163	52	50	40	12	9

Base width 80 mm and length 190 mm



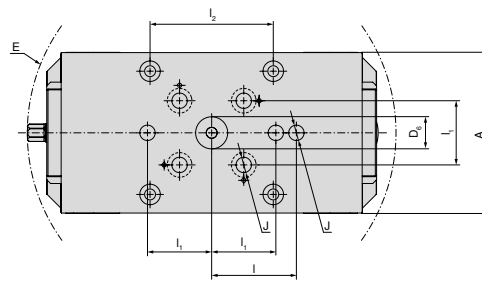
A	D <sub>6 JS</sub>	E	l <sub>±0.015</sub>	l <sub>1 ±0.015</sub>	l <sub>2</sub>	l <sub>3 ±0.015</sub>	J <sub>JS</sub>	J <sub>1</sub>
mm	mm	mm	mm	mm	mm	mm	mm	mm
80	25	213	52	50	40	66	12	9

Base width 125 mm and length 160 mm



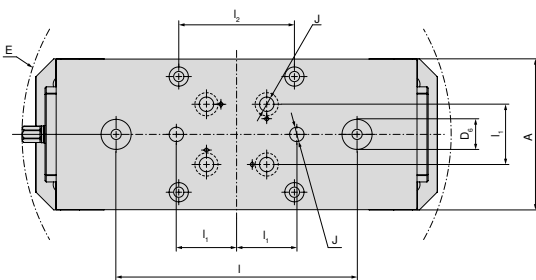
A	D <sub>6 JS</sub>	E	l <sub>±0.015</sub>	l <sub>1 ±0.015</sub>	l <sub>2</sub>	l <sub>3 ±0.015</sub>	J <sub>JS</sub>
mm	mm	mm	mm	mm	mm	mm	mm
125	25	218	66	50	96	52	12

Base width 125 mm and length 235 mm



A	D <sub>6 JS</sub>	E	l <sub>±0.015</sub>	l <sub>1 ±0.015</sub>	l <sub>2</sub>	J <sub>JS</sub>
mm	mm	mm	mm	mm	mm	mm
125	25	288	66	50	96	12

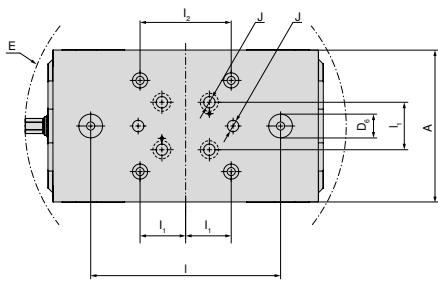
Base width 125 mm and length 300 mm



A	D <sub>6 JS</sub>	E	l <sub>±0.015</sub>	l <sub>1 ±0.015</sub>	l <sub>2</sub>	J <sub>JS</sub>
mm	mm	mm	mm	mm	mm	mm
125	25	357	200	50	96	12

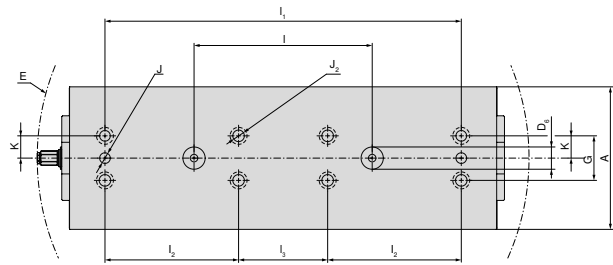
## ESG 5 underside dimensions

Base width 160 mm and length 280 mm



A	D <sub>6 JS</sub>	E	I <sub>±0.015</sub>	I <sub>1 ±0.015</sub>	I <sub>2</sub>	J <sub>JS</sub>
mm	mm	mm	mm	mm	mm	mm
160	25	339	200	50	96	12

Base width 160 mm and length 480 mm

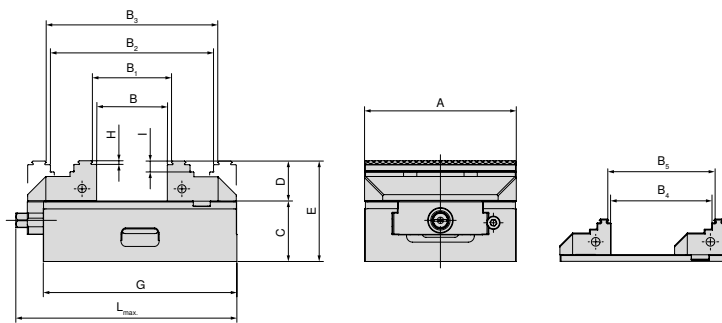


A	D <sub>6 JS</sub>	E	I <sub>±0.015</sub>	I <sub>1 ±0.015</sub>	I <sub>2</sub>	I <sub>3 ±0.015</sub>	J <sub>JS</sub>	J <sub>2 F7</sub>	K <sub>±0.02</sub>	G
mm	mm	mm	mm	mm	mm	mm	mm	mm	mm	mm
160	25	553	200	400	150	100	12	12	25	50



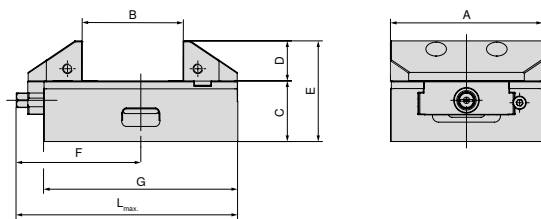
## ESG 5 structural dimension table for the different jaws

With indexable jaw grip 3 mm, fixed and movable



A mm	B mm	B <sub>1</sub> mm	B <sub>2</sub> mm	B <sub>3</sub> mm	B <sub>4</sub> mm	B <sub>5</sub> mm	C mm	D mm	E mm	G mm	H mm	I mm	L <sub>max.</sub> mm	Article no. System jaws
80	0-49	4-53	59-107	63-111	30-78	34-82	50	28	78	130	3	8	155	80 901 306 + 80 878 810
80	0-109	4-113	59-167	63-171	29-134	35-136	50	28	78	190	3	8	206	80 901 306 + 80 878 810
125	0-57	8-64	77-134	84-141	40-95	47-102	50	33	83	160	3	9	183	80 857 30000 + 80 878 510
125	0-127	8-134	77-204	84-211	40-165	47-172	50	33	83	235	3	9	250	80 857 30000 + 80 878 510
125	0-197	8-204	77-274	84-281	40-235	47-242	50	33	83	300	3	9	320	80 857 30000 + 80 878 510
160	0-121	8-128	118-238	125-245	-	-	70	50	120	280	3	10	328	80 901 300 + 80 878 610
160	0-324	8-331	118-441	125-448	-	-	70	50	120	480	3	10	506	80 901 300 + 80 878 610

With 5-axis jaws

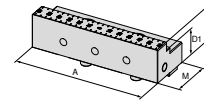


A mm	B mm	C mm	D mm	E mm	F mm	G mm	L <sub>max.</sub> mm	Article no. System jaws
125	25-82	50	33	83	103	160	183	80 857 30200 + 80 857 30100
125	25-152	50	33	83	132	235	250	80 857 30200 + 80 857 30100
125	25-222	50	33	83	170	300	320	80 857 30200 + 80 857 30100

## System jaws overview

### Indexable jaw, smooth, fixed

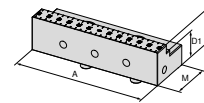
▲ Price per piece



For vice width	A	A <sub>1</sub>	D	D <sub>1</sub>	D <sub>2</sub>	E	M	M <sub>1</sub>	M <sub>2</sub>	£	NEW	Y4	NCG	H5G / -S / -Z	X5G-Z / -S	ESG 4	ESG 5	ESG mini	HDG 2	ZSG 4	ZSG mini	DSG 4	MSG 2	Verso	HSG	
80	80		28	20			40			179.00		80 857 30400						●								
125	125		33	25			57			347.00		80 857 30300						●								

### Indexable jaw, smooth, movable

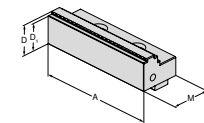
▲ Price per piece



For vice width	A	A <sub>1</sub>	D	D <sub>1</sub>	D <sub>2</sub>	E	M	M <sub>1</sub>	M <sub>2</sub>	£	NEW	Y4	NCG	H5G / -S / -Z	X5G-Z / -S	ESG 4	ESG 5	ESG mini	HDG 2	ZSG 4	ZSG mini	DSG 4	MSG 2	Verso	HSG	
80	80		28	20			40			179.00		80 878 34700						●								
125	125		33	25			57			347.00		80 878 34600						●		●						

### Indexable jaw, grip 3 mm, fixed

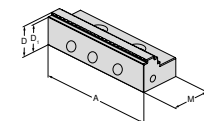
▲ Price per piece



For vice width	A	A <sub>1</sub>	D	D <sub>1</sub>	D <sub>2</sub>	E	M	M <sub>1</sub>	M <sub>2</sub>	£	Y4	NCG	H5G / -S / -Z	X5G-Z / -S	ESG 4	ESG 5	ESG mini	HDG 2	ZSG 4	ZSG mini	DSG 4	MSG 2	Verso	HSG	
80	80		28	25			40			149.00		80 901 306			●	●									
125	125		33	30			57			203.00		80 857 30000			●	●									
160	160		50	47			81			371.00		80 901 300			●	●									

### Indexable jaw, grip 3 mm, movable

▲ Price per piece


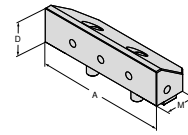


For vice width	A	A <sub>1</sub>	D	D <sub>1</sub>	D <sub>2</sub>	E	M	M <sub>1</sub>	M <sub>2</sub>	£	Y4	NCG	H5G / -S / -Z	X5G-Z / -S	ESG 4	ESG 5	ESG mini	HDG 2	ZSG 4	ZSG mini	DSG 4	MSG 2	Verso	HSG	
80	80		28	25			40			124.00		80 878 810			●	●									
125	125		33	30			57			138.00		80 878 510			●	●				●		●			
160	160		50	47			81			371.00		80 878 610			●	●			●						

## System jaws overview

### 5-axis indexable jaw, fixed


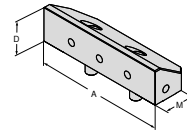
▲ Price per piece




For vice width	A	A <sub>1</sub>	D	D <sub>1</sub>	D <sub>2</sub>	E	M	M <sub>1</sub>	M <sub>2</sub>	£	Y4	NCG	H5G / -S / -Z	X5G-Z / -S	ESG 4	ESG 5	ESG mini	HDG 2	ZSG 4	ZSG mini	DSG 4	MSG 2	Verso	HSG	
125	125		33				44,5			205.00	80 857 30100					●									

### 5-axis indexable jaw, movable

▲ Price per piece



For vice width	A	A <sub>1</sub>	D	D <sub>1</sub>	D <sub>2</sub>	E	M	M <sub>1</sub>	M <sub>2</sub>	£	Y4	NCG	H5G / -S / -Z	X5G-Z / -S	ESG 4	ESG 5	ESG mini	HDG 2	ZSG 4	ZSG mini	DSG 4	MSG 2	Verso	HSG	
125	125		33				44,5			205.00	80 857 30200					●									



ESG mini

## Small, light and flexible clamping system

Small part single clamping system in mechanical version with complete encapsulation and modular top jaws. Ideal for small parts, multiple clamping operations and automation on pallet storage units.

### Your benefits:

- ▲ Increased machine uptime
- ▲ Compact and precise
- ▲ 100% encapsulated

### Clamping/aligning:

ESG mini 40 mm



In the basic version, 2 dia. 8<sup>H7</sup> positioning holes are used for positioning. These can be used to align the ESG mini 40 mm on grid plates (**Article no. 80 897 944 and 80 897 946**) and machine tables with T-slot. The ESG mini 40 mm can be mounted from above with 2 M8 fixing screws. **Alternatively:** Mount from below with 4 M6 fixing screws.



Alternatively, the ESG mini 40 mm can also be clamped laterally with clamping claws.



The ESG mini 40 mm can be placed on the MNG zero point clamping system in conjunction with an intermediate plate.

Clamping/aligning:

ESG mini 65 mm



In the basic version, 2 x dia. 8<sup>H7</sup> precision and positioning holes and 4 x M8 threaded holes are provided for mounting from below.



Alternatively, the ESG mini 65 mm can also be clamped laterally with clamping claws.



The ESG mini 65 can be placed on the MNG zero point clamping system in conjunction with an intermediate plate.

ESG mini 100 mm



The ESG mini 100 mm can be aligned in the machine table's T-slot with the alignment sets for T-slot (12 / 14 / 16 / 18).



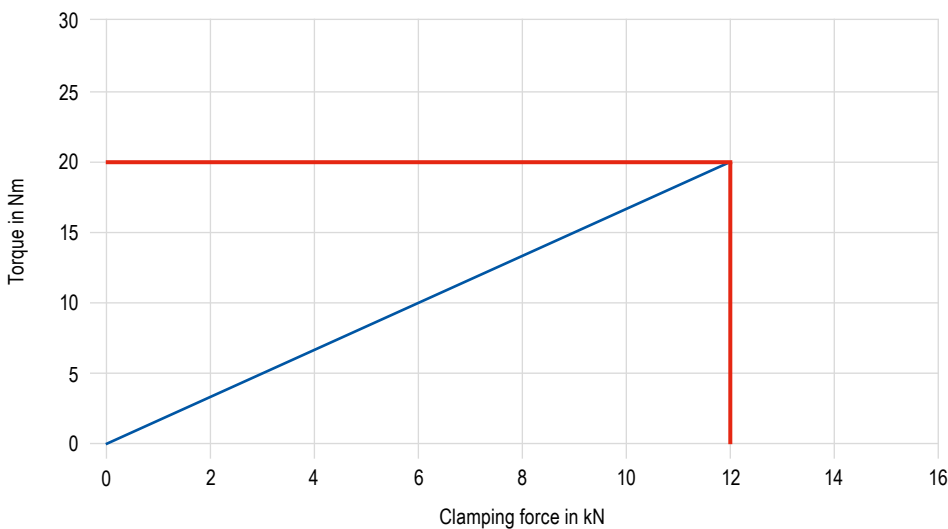
With clamping claws, the ESG mini 100 mm can be directly clamped on grid plates (50 mm x 50 mm) in a grid dimension of 100 mm x 100 mm or T-slot tables with 100 mm spacing.



An MNG mounting hole is integrated in the ESG mini 100 mm base body for the MNG zero point clamping system.

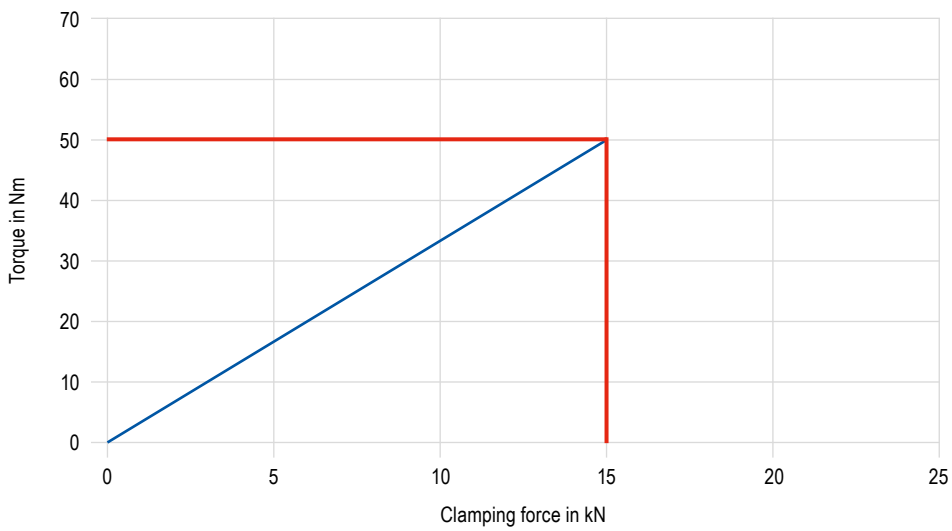
Clamping force:

ESG mini – 40 mm tightening torque / clamping force

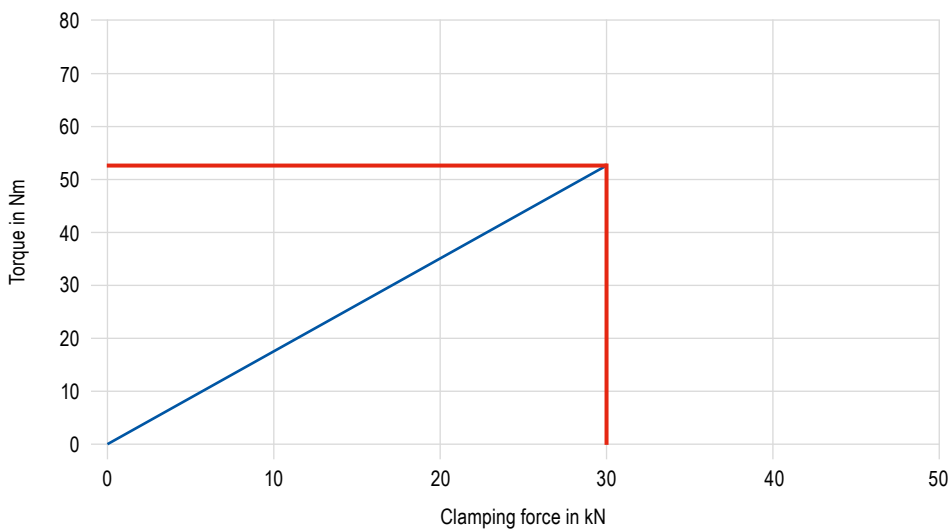


## Clamping force:

## ESG mini – 65 mm tightening torque / clamping force



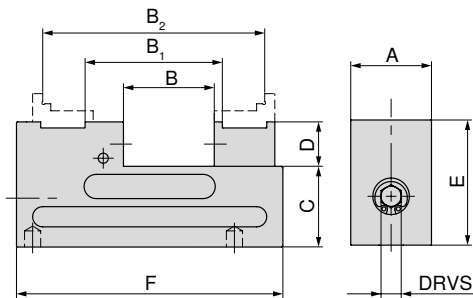
## ESG mini – 100 mm tightening torque / clamping force



## SoloClamp – ESG mini

- ▲ Sealed single small parts vice, 40 mm
- ▲ Clamping range from 0–122 mm
- ▲ Torque wrench 80 899 400 (8–50 Nm) required

ESG  
mini



80 897 ...

A	B	B <sub>1</sub>	B <sub>2</sub>	C ±0.01	D	E	F	TQX	DRVS	MXC	WT
mm	mm	mm	mm	mm	mm	mm	mm	Nm	mm	kN	kg
40	0 - 58	40 - 81	83 - 122	40	22	62	132	20	8	12	1.7

£  
Y4  
574.00 040

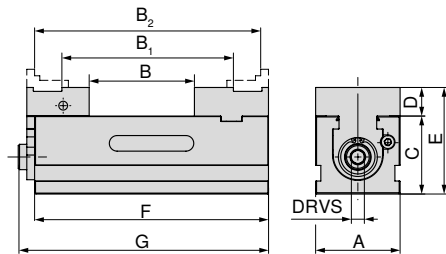
## SoloClamp – ESG mini

- ▲ Sealed small parts single vice, 65 mm
- ▲ Clamping plate for mounting with MNG possible

### Scope of supply:

ESG mini incl. base jaws

ESG  
mini



80 897 ...

A	B	B <sub>1</sub>	B <sub>2</sub>	C ±0/-0.02	D	E	F	G	TQX	DRVS	MXC	WT
mm	mm	mm	mm	mm	mm	mm	mm	mm	Nm	mm	kN	kg
65	17 - 80	68 - 131	111 - 174	60	22	82	180	193	65	10	20	5.5

£  
Y4  
998.00 067

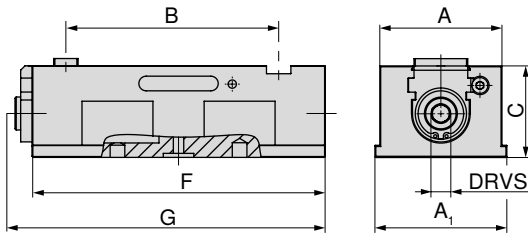
### Vice guide

Underside Dimensions	74	Structural dimension tables for the different jaws	75
System accessories	76–80	MNG-/PNG zero point clamping system	154–180
General accessories	181–201		

# SoloClamp – ESG mini

▲ Sealed single vice, 100 mm

ESG  
mini



A	A <sub>1</sub>	B	C <sub>+0/-0.02</sub>	F	G	TQX	DRVS	MXC	WT	80 897 ...	
mm	mm	mm	mm	mm	mm	Nm	mm	kN	kg	£	
100	100	91 - 189	75	240	269	70	14	40	11.3	Y4	
										1,482.00	100

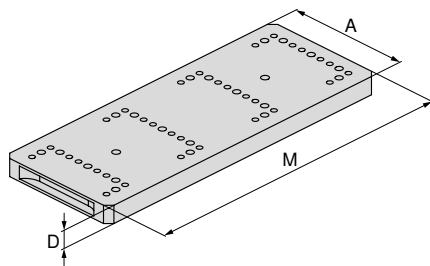
## Adapter plate

▲ for mounting 4 or 6 ESG mini 40 vices

### Scope of supply:

Plate with mounting parts for ESG mini-40 small parts vice

ESG  
mini



Picture shows 4 location design

for	A	D	M	80 897 ...	
	mm	mm	mm	£	
4 x ESG mini 40	140	20	360	Y4	
6 x ESG mini 40	140	20	560	645.00	944 <sup>1)</sup>
				998.00	946 <sup>1)</sup>

1) Not ex-stock

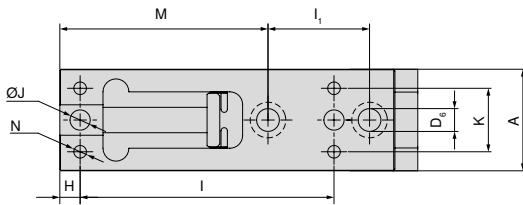
### Vice guide

Underside Dimensions	74	Structural dimension tables for the different jaws	75
System accessories	76–80	MNG-/PNG zero point clamping system	154–180
General accessories	181–201		



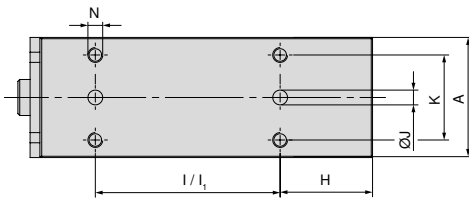
## ESG mini underside dimensions

### Base width 40 mm



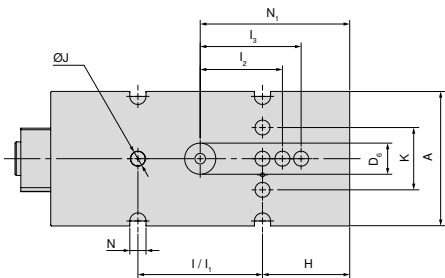
A	H	$I_{\pm 0.02}$	$I_1$	$J_{H7}$	M	K	N
mm	mm	mm	mm	mm	mm	mm	
40	8	100	40	8	82	25	M6

### Base width 65 mm



A	I	$I_{1 \pm 0.015}$	K	$J_{H7}$	H	N
mm	mm	mm	mm	mm	mm	
65	100	100	46	8	50	M8

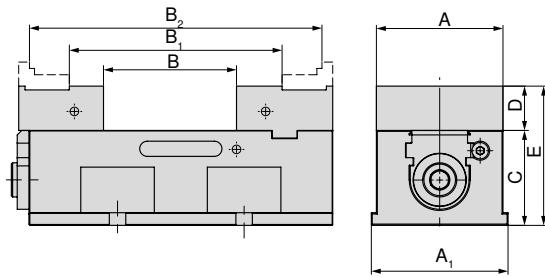
### Base width 100 mm



A	$D_6_{H7}$	$I_{1 \pm 0.015}$	$I_{2 \pm 0.015}$	$I_{3 \pm 0.015}$	H	$I_{\pm 0.015}$	K	$J_{H7}$	$N_1$	N
mm	mm	mm	mm	mm	mm	mm	mm	mm	mm	mm
100	25	100	66	81	70	100	50	12	120	13

## ESG mini 100 structural dimension table for the different jaws

with standard base jaws  
and smooth jaw VS

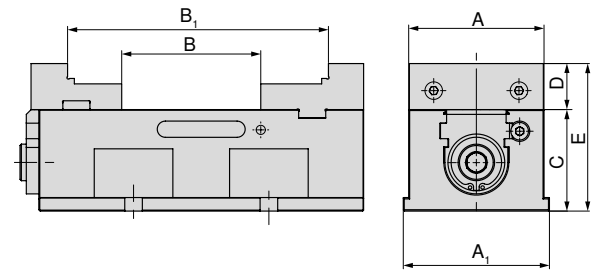


A	A <sub>1</sub>	B	B <sub>1</sub>	B <sub>2</sub>	C	D	E
mm	mm	mm	mm	mm	mm	mm	mm
100	108	21 - 117	84 - 180	147 - 243	75	35	110

Article no.  
System jaws

80 897 900 + 80 897 901, 2 x 80 895 349

with combi jaws from  
the NCG 100 system

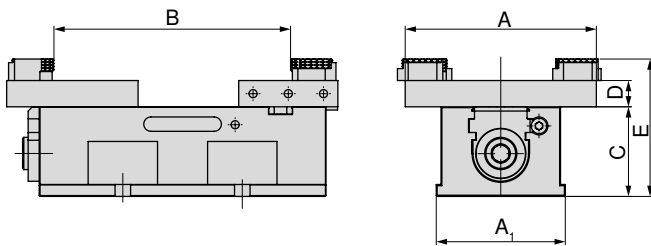


A	A <sub>1</sub>	B	B <sub>1</sub>	C	D	E
mm	mm	mm	mm	mm	mm	mm
100	108	21 - 117	111 - 207	75	34	109

Article no.  
System jaws

80 890 343 + 80 890 347

with pendulum jaws from the NCG system  
and adapter jaws, fixed

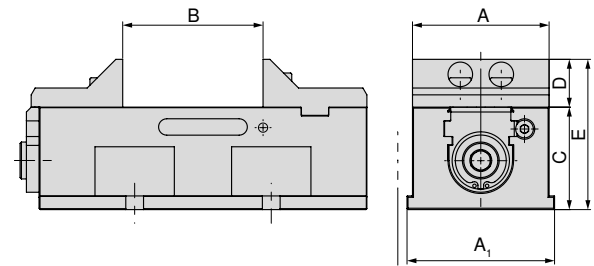


A	A <sub>1</sub>	B	C	D	E
mm	mm	mm	mm	mm	mm
160	108	24 - 212	75	22	115

Article no.  
System jaws

80 890 322 + 80 897 920

with 5-axis base jaws



A	A <sub>1</sub>	B	C	D	E
mm	mm	mm	mm	mm	mm
100	108	21 - 117	75	35	110

Article no.  
System jaws

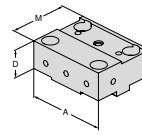
80 897 916 + 80 897 917

## System jaws overview

### Standard base jaws, fixed

▲ Price per piece

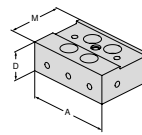
For vice width	A	A <sub>1</sub>	D	D <sub>1</sub>	D <sub>2</sub>	E	M	M <sub>1</sub>	M <sub>2</sub>	£	Y4	NCG	H5G / -S / -Z	X5G-Z / -S	ESG 4	ESG 5	ESG mini	HDG 2	ZSG 4	ZSG mini	DSG 4	MSG 2	Verso	HSG	
100	100		35				76			225.00								●							
											80 897 900														



### Standard base jaw, movable

▲ Price per piece

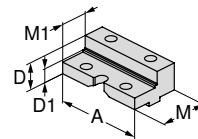
For vice width	A	A <sub>1</sub>	D	D <sub>1</sub>	D <sub>2</sub>	E	M	M <sub>1</sub>	M <sub>2</sub>	£	Y4	NCG	H5G / -S / -Z	X5G-Z / -S	ESG 4	ESG 5	ESG mini	HDG 2	ZSG 4	ZSG mini	DSG 4	MSG 2	Verso	HSG	
100	100		35				67			225.00								●							
											80 897 901														



### Combi reversible jaw, fixed

- ▲ For the extension of the clamping range
- ▲ Jaws hardened
- ▲ includes fixing bolts
- ▲ price per piece


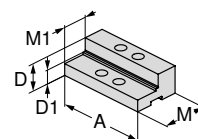
For vice width	A	A <sub>1</sub>	D	D <sub>1</sub>	D <sub>2</sub>	E	M	M <sub>1</sub>	M <sub>2</sub>	£	Y4	NCG	H5G / -S / -Z	X5G-Z / -S	ESG 4	ESG 5	ESG mini	HDG 2	ZSG 4	ZSG mini	DSG 4	MSG 2	Verso	HSG	
100	100		34	23			76	50		261.00								●							
											80 890 343														



### Combi reversible jaw, movable

- ▲ For the extension of the clamping range
- ▲ Jaws hardened
- ▲ includes fixing bolts
- ▲ price per piece


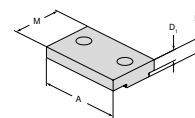
For vice width	A	A <sub>1</sub>	D	D <sub>1</sub>	D <sub>2</sub>	E	M	M <sub>1</sub>	M <sub>2</sub>	£	Y4	NCG	H5G / -S / -Z	X5G-Z / -S	ESG 4	ESG 5	ESG mini	HDG 2	ZSG 4	ZSG mini	DSG 4	MSG 2	Verso	HSG	
100	100		34	23			67	40		261.00								●							
											80 890 347														



### Soft jaw, horizontal

- ▲ Material: 16MnCr5
- ▲ for producing shaped jaws
- ▲ Price per piece

For vice width	A	A <sub>1</sub>	D	D <sub>1</sub>	D <sub>2</sub>	E	M	M <sub>1</sub>	M <sub>2</sub>	£	Y4	NCG	H5G / -S / -Z	X5G-Z / -S	ESG 4	ESG 5	ESG mini	HDG 2	ZSG 4	ZSG mini	DSG 4	MSG 2	Verso	HSG	
65	65		11,5	8,6			40			35.00								●							
100	100		13,5	10,6			50			42.00								●							
											80 895 338														
											80 895 348														

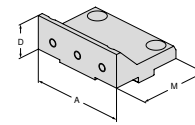


## System jaws overview

### 5 axis base jaws, fixed

▲ Price per piece

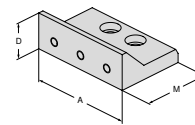
For vice width	A	A <sub>1</sub>	D	D <sub>1</sub>	D <sub>2</sub>	E	M	M <sub>1</sub>	M <sub>2</sub>	£	Y4	NCG	H5G / -S / -Z	X5G-Z / -S	ESG 4	ESG 5	ESG mini	HDG 2	ZSG 4	ZSG mini	DSG 4	MSG 2	Verso	HSG	
100	100		35				76			225.00								●							
											80 897 916														



### 5 axis base jaws, movable

▲ Price per piece

For vice width	A	A <sub>1</sub>	D	D <sub>1</sub>	D <sub>2</sub>	E	M	M <sub>1</sub>	M <sub>2</sub>	£	Y4	NCG	H5G / -S / -Z	X5G-Z / -S	ESG 4	ESG 5	ESG mini	HDG 2	ZSG 4	ZSG mini	DSG 4	MSG 2	Verso	HSG	
100	100		35				67			225.00								●							
											80 897 917														

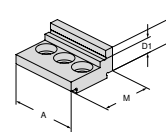


### Jaw, smooth VS, carbide coated

▲ increased clamping range for finishing and 2 sided

▲ Price per piece

For vice width	A	A <sub>1</sub>	D	D <sub>1</sub>	D <sub>2</sub>	E	M	M <sub>1</sub>	M <sub>2</sub>	£	Y4	NCG	H5G / -S / -Z	X5G-Z / -S	ESG 4	ESG 5	ESG mini	HDG 2	ZSG 4	ZSG mini	DSG 4	MSG 2	Verso	HSG	
40	40		14	9			30			141.00								●							
											80 895 341														


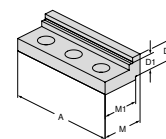


### Jaw, smooth VS, carbide coated

▲ Increased clamping range for  
finish machining and 2nd operation

▲ Price per piece


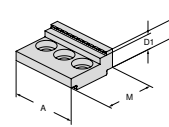
For vice width	A	A <sub>1</sub>	D	D <sub>1</sub>	D <sub>2</sub>	E	M	M <sub>1</sub>	M <sub>2</sub>	£	Y4	NCG	H5G / -S / -Z	X5G-Z / -S	ESG 4	ESG 5	ESG mini	HDG 2	ZSG 4	ZSG mini	DSG 4	MSG 2	Verso	HSG	
65	65		16,7	11,7			32	27		141.00								●							
100	100		19	14			40	35		151.00								●							
											80 895 347														
											80 895 349														



## System jaws overview

### Jaw, grip, VS


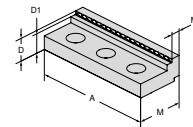
- ▲ increased clamping range for clamping of unmachined parts
- ▲ Price per piece



For vice width	A	A <sub>1</sub>	D	D <sub>1</sub>	D <sub>2</sub>	E	M	M <sub>1</sub>	M <sub>2</sub>	£	Y4	NCG	H5G / -S / -Z	X5G-Z / -S	ESG 4	ESG 5	ESG mini	HDG 2	ZSG 4	ZSG mini	DSG 4	MSG 2	Verso	HSG	
40	40		14	9			30			46.00								●							
											80 895 334														

### Jaw, grip, VS

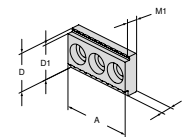
- ▲ Increased clamping range for clamping of blanks
- ▲ Price per piece



For vice width	A	A <sub>1</sub>	D	D <sub>1</sub>	D <sub>2</sub>	E	M	M <sub>1</sub>	M <sub>2</sub>	£	Y4	NCG	H5G / -S / -Z	X5G-Z / -S	ESG 4	ESG 5	ESG mini	HDG 2	ZSG 4	ZSG mini	DSG 4	MSG 2	Verso	HSG		
65	65		11,5	8,5			27	8,5		37.00								●								
100	100		20	17			40	8,5		74.00								●								
											80 895 336															
											80 895 346															

### Grip stepped jaw, reversible

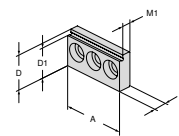
- ▲ for vertical and horizontal application
- ▲ Price per piece



For vice width	A	A <sub>1</sub>	D	D <sub>1</sub>	D <sub>2</sub>	E	M	M <sub>1</sub>	M <sub>2</sub>	£	Y4	NCG	H5G / -S / -Z	X5G-Z / -S	ESG 4	ESG 5	ESG mini	HDG 2	ZSG 4	ZSG mini	DSG 4	MSG 2	Verso	HSG		
40	40		22	20			8	5,5		34.00								●								
											80 895 320															

### Stepped jaw, smooth

- ▲ can be used as smooth jaw or stepped jaw horizontally or vertically
- ▲ Hardened and ground jaws
- ▲ Price per piece

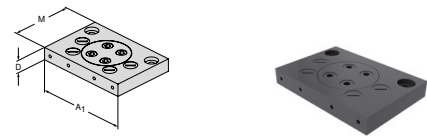


For vice width	A	A <sub>1</sub>	D	D <sub>1</sub>	D <sub>2</sub>	E	M	M <sub>1</sub>	M <sub>2</sub>	£	Y4	NCG	H5G / -S / -Z	X5G-Z / -S	ESG 4	ESG 5	ESG mini	HDG 2	ZSG 4	ZSG mini	DSG 4	MSG 2	Verso	HSG		
40	40		22	19			8	5,5		66.00								●								
											80 895 318															

## System jaws overview

### Pendulum jaw, movable

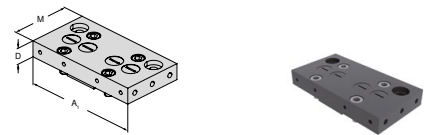
- ▲ for holding 6-way reversible jaws
- ▲ price per piece
- ▲ incl. 6 cover screws (with A = 100 mm, 4 pieces)



For vice width	A	A <sub>1</sub>	D	D <sub>1</sub>	D <sub>2</sub>	E	M	M <sub>1</sub>	M <sub>2</sub>	£	Y4	NCG	H5G / -S / -Z	X5G-Z / -S	ESG 4	ESG 5	ESG mini	HDG 2	ZSG 4	ZSG mini	DSG 4	MSG 2	Verso	HSG	
100	100	160	22				110			368.00		●					●								
											80 890 322														

### Adapter jaws, fixed

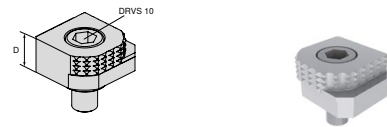
- ▲ for holding 6-way reversible jaws
- ▲ price per piece
- ▲ incl. 6 cover screws (with A = 100 mm, 4 pieces)



For vice width	A	A <sub>1</sub>	D	D <sub>1</sub>	D <sub>2</sub>	E	M	M <sub>1</sub>	M <sub>2</sub>	£	Y4	NCG	H5G / -S / -Z	X5G-Z / -S	ESG 4	ESG 5	ESG mini	HDG 2	ZSG 4	ZSG mini	DSG 4	MSG 2	Verso	HSG	
100	160	22					83			272.00		●					●								
											80 897 920														

### 6 function indexable jaw

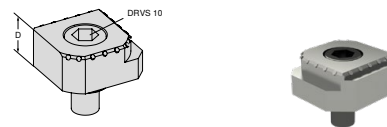
- ▲ 1 = Smooth, carbide coated
- ▲ 2 = Grip with 3 mm step
- ▲ 3 = Grip with 8 mm step
- ▲ 4 = Grip with 18 mm step
- ▲ 5 = Rough grip with 8 mm step
- ▲ 6 = Round grip
- ▲ M<sub>max</sub> = 60 Nm
- ▲ Including fixation screws



For vice width	A	A <sub>1</sub>	D	D <sub>1</sub>	D <sub>2</sub>	E	M	M <sub>1</sub>	M <sub>2</sub>	£	Y4	NCG	H5G / -S / -Z	X5G-Z / -S	ESG 4	ESG 5	ESG mini	HDG 2	ZSG 4	ZSG mini	DSG 4	MSG 2	Verso	HSG	
			18							74.00		●	●	●	●	●	●		●	●	●	●	●	●	●
											80 892 246														

### 6x indexable jaw, carbide grip

- ▲ 1 = Smooth
- ▲ 2 = Carbide grip
- ▲ 3 = Carbide grip with 3 mm step
- ▲ 4 = Carbide grip with 8 mm step
- ▲ 5 = Round carbide grip with 8 mm step
- ▲ 6 = Round carbide grip
- ▲ Incl. fixing screws



For vice width	A	A <sub>1</sub>	D	D <sub>1</sub>	D <sub>2</sub>	E	M	M <sub>1</sub>	M <sub>2</sub>	£	Y4	NCG	H5G / -S / -Z	X5G-Z / -S	ESG 4	ESG 5	ESG mini	HDG 2	ZSG 4	ZSG mini	DSG 4	MSG 2	Verso	HSG	
			18							107.00		●	●	●	●	●	●		●	●	●	●	●	●	●
											80 890 35300														

## System accessories overview

### Cover for combi reversible jaws, fixed

▲ Price per piece

Scope of supply:

including 2 fixing screws

ESG mini



for width mm	80 897 ...	
	£ Y4	911
100	59.00	

### Clamping claws set

▲ Spacing for 50 mm or 100 mm and 100 mm T-slot distance

▲ Price per set of 2 pieces

Scope of supply:

including 2 screws M12

ESG mini



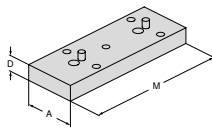
for width mm	G	80 897 ...	
		£ Y4	121
100	M12	52.00	

### MNG-Intermediate plate for ESG mini

Scope of supply:

Plate including mounting accessories

ESG mini



for width mm	A mm	D mm	M mm	80 897 ...	
				£ Y4	904
40	65	17	132	324.00	
65	65	20	180	434.00	906

### Clamping screw for top jaws

▲ Price per piece

ZSG mini

ESG mini



G	80 895 ...	
	£ Y4	013
M6x8	1.00	

### Fixing set for mounting through the body

▲ price per set

Scope of supply:


▲ 2 screws M8

▲ 2 straight pins Ø 8 mm



G	J mm	80 897 ...	
		£ Y4	019
M8	8	14.00	

HDG 2



## Tried-and-tested high pressure clamping system

Mechanical machine vice with continuous force adjustment from 10% to 100% of the clamping force with just one crank turn and always the same final crank position. Quick clamping range adjustment via locking pins.

### Your benefits:

- ▲ Save time and effort – just one crank turn
- ▲ Clamping time of less than one second
- ▲ Easy handling
- ▲ Can be continuously adjusted without tools
- ▲ High machining precision

### Clamping/aligning:



Alignment through precision slot nuts on the slot table with 20<sup>H7</sup> longitudinal/transverse slot in the base body



Clamp with screws through the base body or laterally with clamping claws




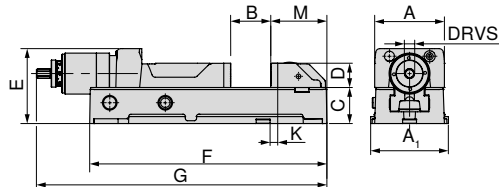
# SoloClamp – HDG 2

- ▲ high pressure vice
- ▲ stepless power adjustment
- ▲ mechanical power transmission
- ▲ clamping force with only a single turn of the handle
- ▲ flexible Jaws, pre-machined to accommodate jaws for clamping range extension

**Scope of supply:**

High pressure vice incl. 4 clamping jaws, hand crank, 2 top jaws profiled and hardened

**HDG  
2**



A	A <sub>1</sub>	B	C <sup>+0/-0.02</sup>	D	E	F	G <sub>max.</sub>	K <sub>±0.015</sub>	M	DRVS	MXC	WT	80 892 ...
mm	mm	mm	mm	mm	mm	mm	mm	mm	mm	mm	kN	kg	£ Y4
100	112	0 - 159	52	35	108	342	521	11	81	12	4 - 30	20	1,881.00 100
125	140	0 - 201	62	40	118	400	584	28	85	12	4 - 40	27	2,147.00 125
160	176	0 - 300	78	50	149	544	784	40	112	12	5 - 60	55	2,888.00 160

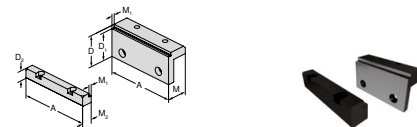
*Vice guide*

Underside Dimensions	84	System accessories	82-84
General accessories	181-201		

## System jaws overview


Jaws for clamping range extension

▲ Price per set (1 fixed and 1 movable jaw)



For vice width	A	A <sub>1</sub>	D	D <sub>1</sub>	D <sub>2</sub>	E	M	M <sub>1</sub>	M <sub>2</sub>	£	Y4	NCG	H5G / -S / -Z	X5G-Z / -S	ESG 4	ESG 5	ESG mini	HDG 2	ZSG 4	ZSG mini	DSG 4	MSG 2	Verso	HSG
100			56	50	22		37	5	19	335.00	80 892 225							●						
125			56	50	22		37	5	19	453.00	80 892 226							●						
160			71	65	23		47	5	23,5	492.00	80 892 227							●						

## Illustration with extended clamping range

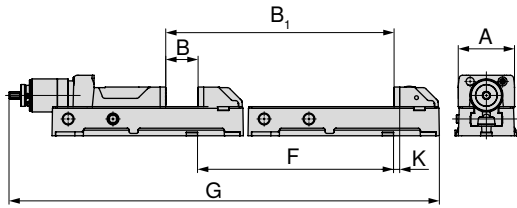


A	B	D	Vice Article Number	Jaw Article Number
100	118 - 278	56	80 892 100	80 892 225
125	137 - 338	56	80 892 125	80 892 226
160	169 - 470	71	80 892 160	80 892 227

# SoloClamp – HDG 2

▲ Base body extension

HDG  
2



A	B	B <sub>1</sub>	F	G	K	80 892 ...	
mm	mm	mm	mm	mm	mm	£	
100	0-159	350-509	450	871,3	11	1,064.00	51000
125	0-201	410-611	410	994,1	28	1,169.00	51100
160	0-300	550-850	550	1334,15	40	1,596.00	51200

Shown with base body extension

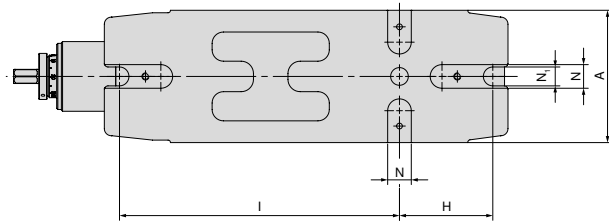


A	B	D	Vice Article Number	Extension article number
100	350 - 509	35	80 892 100	80 892 51000
125	410 - 611	40	80 892 125	80 892 51100
160	550 - 850	50	80 892 160	80 892 51200

## HDG 2 underside dimensions

Base width

100 mm, 125 mm, 160 mm



A mm	H mm	I mm	N <sub>H7</sub> mm	N <sub>1</sub> mm
100	80	240	20	15
125	100	280	20	18
160	130	380	20	22

## System accessories overview

### Angular drive

HDG  
2



for width mm	80 892 ... £ Y4	
100/125	422.00	314
160	458.00	315

### Hand crank

▲ for fast adjustment

HDG  
2



for width mm	DRVS mm	80 892 ... £ Y4	
100/125	12	70.00	124
160	12	87.00	164



## The optimised ZSG 4 – Maximum precision and process security

The new ZSG 4 retains all the cherished characteristics of its predecessor and raises the bar significantly with regard to user-friendliness and durability. Optimised handling and improved durability were top of the list in the update for the popular centric vice.

### Your benefits:

- ▲ Specially designed for second side machining through high angular accuracy
- ▲ Compact design with ideal accessibility
- ▲ Jaw change Quick and easy with two screws
- ▲ The same clamping ranges, significantly improved interference contour, comprehensive modular jaw range
- ▲ Sustainable model with nickel-plated base body ensures a long service life



### Clamping/aligning:



Mounting with zero point clamping system  
ZSG 4 – 80 mm L-130 mm + L-190 mm  
ZSG 4 – 125 mm L-160 mm + L-235 mm

1 mounting bolt + MNG-indexing bolt



Mounting with zero point clamping system  
ZSG 4 – 125 mm + L-300 mm  
ZSG 4 – 160 mm + L-280 mm + L-480 mm

2 mounting bolts



Dia. 12<sup>JS</sup> precision holes are present in all variants for positioning the ZSG 4 with precision. All variants can be mounted with screws from above through the base body.

Clamping/aligning:



ZSG 4 – 125 mm L-235 mm + L-300 mm  
ZSG 4 – 160 mm L-280 mm + L-480 mm

These 4 variants can also be clamped with clamping claws as an alternative.

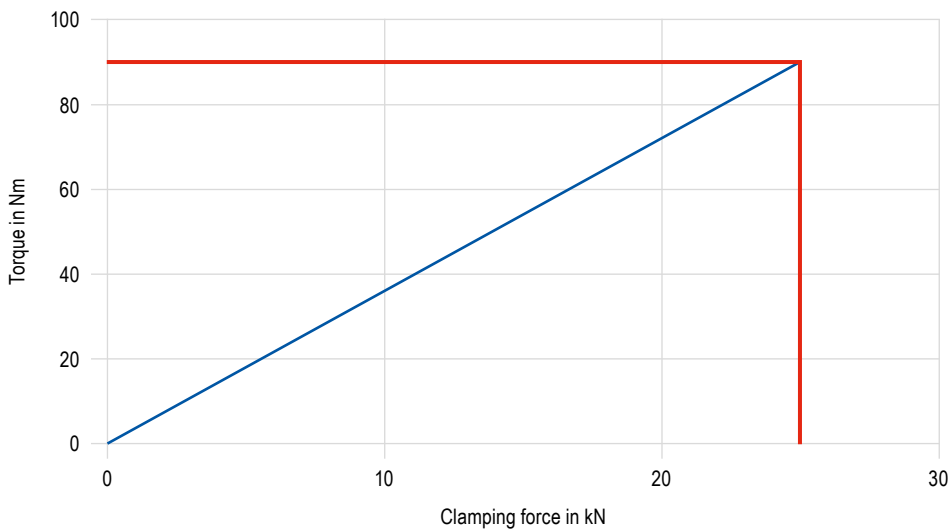


ZSG 4 – 80 mm L-130 mm + L-190 mm  
ZSG 4 – 125 mm L-160 mm + L-235 mm + L-300 mm  
ZSG 4 – 160 mm L-280 mm

All 5 variants are also available with mounting holes for the LANG zero point clamping system.

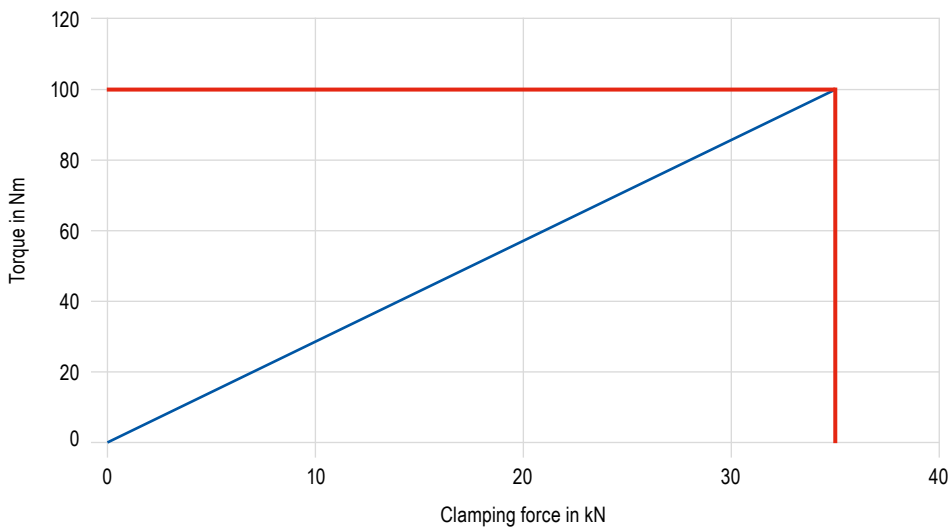
Clamping force:

ZSG 4 – 80 mm tightening torque/clamping force

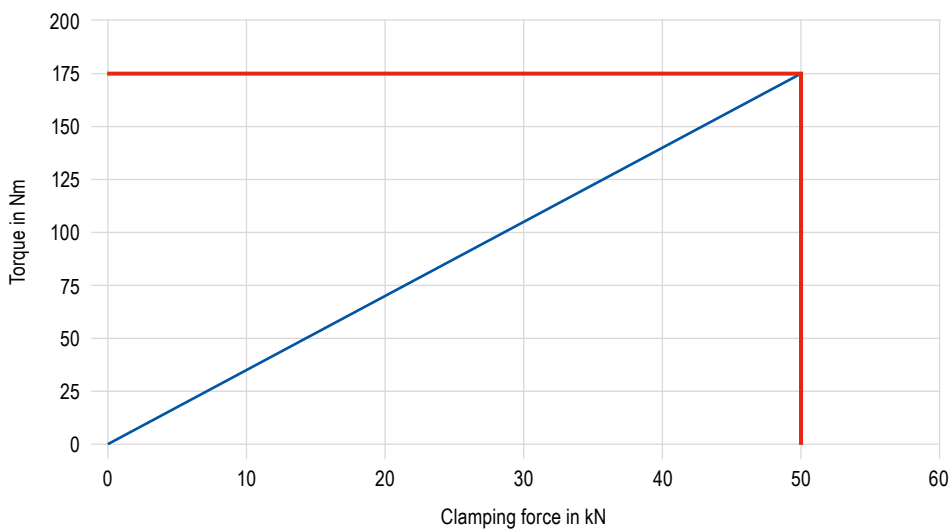


## Clamping force:

## ZSG 4 – 125 mm tightening torque / clamping force



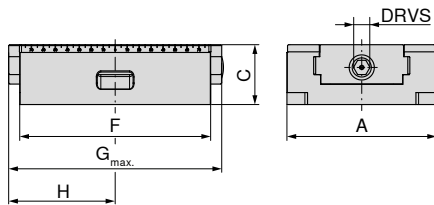
## ZSG 4 – 160 mm tightening torque / clamping force



# CentriClamp – ZSG 4

- ▲ Sealed centric vice
- ▲ Without system jaws
- ▲ Ball bearing mounted spindle
- ▲ ±0.01 mm repeatability between the clamping processes
- ▲ Suitable for PNG and MNG

**ZSG  
4**



**NEW**

**80 878 ...**

A mm	C <sub>±0.01</sub> mm	F mm	G <sub>max.</sub> mm	H mm	DRVS mm	MXC kN	WT kg	£ Y4	
80	50	130	157	81	12	25	3.1	507.00	08500
80	50	190	206	104	12	25	4.5	610.00	08600
125	50	160	200	111,5	12	35	6.3	666.00	15000
125	50	235	272	143,5	12	35	9.5	850.00	15100
125	50	300	340	181	12	35	12.5	1,036.00	15200
160	70	280	315	172	14	50	25.0	1,568.00	26100
160	70	480	524	276	14	50	35.0	2,964.00	26200

Article no.	Type	Suitable for zero point clamping system		MNG	PNG	LANG Quick Point	
		Width in mm	Length in mm			96 x 96	52 x 52
80 878 08500	ZSG 4	80	130	✓	✗	✗	✓
80 878 08600		80	190	✓	✓	✗	✓
80 878 15000		125	160	✓	✓	✓	✓
80 878 15100		125	235	✓	✓	✓	✗
80 878 15200		125	300	✓	✓	✓	✗
80 878 26100		160	280	✓	✓	✓	✗
80 878 26200		160	480	✓	✓	✗	✗


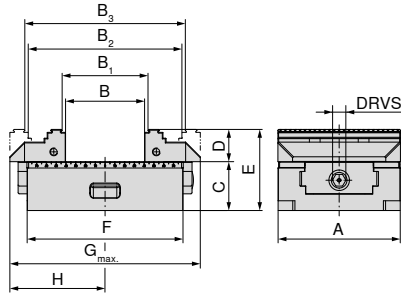
*Vice guide*

Underside Dimensions	91+92	Structural dimension tables for the different jaws	93-96
System accessories	98-103	MNG-/PNG zero point clamping system	154-180
General accessories	181-201		

# CentriClamp – ZSG 4

- ▲ Sealed centric vice
- ▲ With grip jaws, 3 mm
- ▲ Ball bearing mounted spindle
- ▲ ±0.01 mm repeatability between the clamping processes
- ▲ Suitable for PNG and MNG


**ZSG  
4**



**NEW**

<b>80 878 ...</b>
£
Y4
08700
08800
15300
15400
15500

A	B	B <sub>1</sub>	B <sub>2</sub>	B <sub>3</sub>	C ±0,01	D	E	F	G <sub>max.</sub>	H	DRVS	MXC	WT
mm	mm	mm	mm	mm	mm	mm	mm	mm	mm	mm	mm	kN	kg
80	0 - 59	4 - 63	59 - 117	63 - 121	50	28	78	130	157	81	12	25	3.9
80	0 - 123	4 - 127	59 - 181	63 - 185	50	28	78	190	206	104	12	25	5.5
125	0 - 80	8 - 87	77 - 156	84 - 163	50	33	83	160	208	111,5	12	35	8.7
125	0 - 155	8 - 162	77 - 218	84 - 225	50	33	83	235	272	143,5	12	35	12.0
125	0 - 220	8 - 227	77 - 296	84 - 303	50	33	83	300	348	181	12	35	14.0

 It is not possible to fit top jaws with a height of 40 mm, if this height is required, please use the reversible jaws with D = 40 mm (Article No. **80 878 520**).

Suitable for zero point clamping system						LANG Quick Point	
Article no.	Type	Width in mm	Length in mm	MNG	PNG	96 x 96	52 x 52
<b>80 878 08700</b>	ZSG 4	80	130	✓	✗	✗	✓
<b>80 878 08800</b>		80	190	✓	✓	✗	✓
<b>80 878 15300</b>		125	160	✓	✓	✓	✓
<b>80 878 15400</b>		125	235	✓	✓	✓	✗
<b>80 878 15500</b>		125	300	✓	✓	✓	✗

*Vice guide*

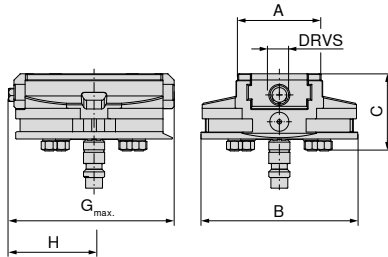
Underside Dimensions	91+92	Structural dimension tables for the different jaws	93-96
System accessories	98-103	MNG-/PNG zero point clamping system	154-180
General accessories	181-201		



# CentriClamp – ZSG 4

- ▲ Sealed centric vice for Erowa ITS 148
- ▲ Without system jaws
- ▲ Ball bearing mounted spindle
- ▲ ±0.01 mm repeatability between the clamping processes

**ZSG  
4**



**NEW**

**80 878 ...**  
£  
Y4  
1,254.00 08900

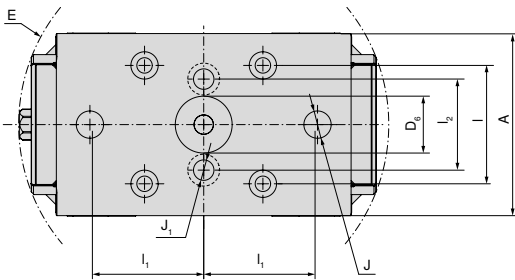
A	B	C	G <sub>max.</sub>	H	DRVS	MXC	WT
mm	mm	mm	mm	mm	mm	kN	kg
80	148	73	157	81	12	25	5.6

*Vice guide*

Underside Dimensions	91+92	Structural dimension tables for the different jaws	93-96
System accessories	98-103	MNG-/PNG zero point clamping system	154-180
General accessories	181-201		

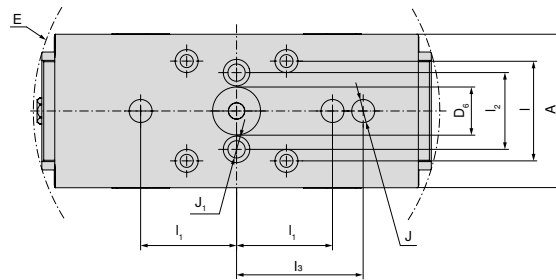
## ZSG 4 underside dimensions

Base width 80 mm and length 130 mm



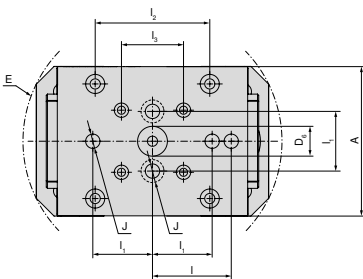
A	D <sub>6 JS</sub>	E	l <sub>±0.015</sub>	l <sub>1 ±0.015</sub>	l <sub>2</sub>	J <sub>JS</sub>	J <sub>1</sub>
mm	mm	mm	mm	mm	mm	mm	mm
80	25	163	52	50	40	12	9

Base width 80 mm and length 190 mm



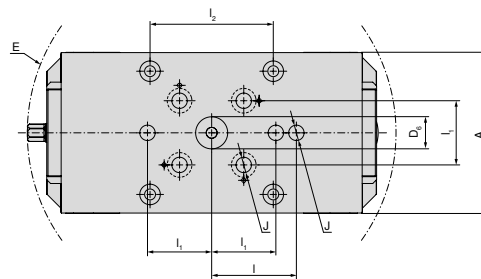
A	D <sub>6 JS</sub>	E	l <sub>±0.015</sub>	l <sub>1 ±0.015</sub>	l <sub>2</sub>	l <sub>3 ±0.015</sub>	J <sub>JS</sub>	J <sub>1</sub>
mm	mm	mm	mm	mm	mm	mm	mm	mm
80	25	213	52	50	40	66	12	9

Base width 125 mm and length 160 mm



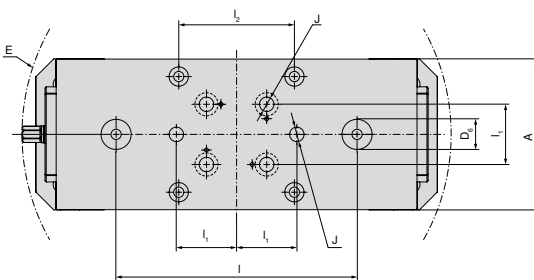
A	D <sub>6 JS</sub>	E	l <sub>±0.015</sub>	l <sub>1 ±0.015</sub>	l <sub>2</sub>	l <sub>3 ±0.015</sub>	J <sub>JS</sub>
mm	mm	mm	mm	mm	mm	mm	mm
125	25	218	66	50	96	52	12

Base width 125 mm and length 235 mm



A	D <sub>6 JS</sub>	E	l <sub>±0.015</sub>	l <sub>1 ±0.015</sub>	l <sub>2</sub>	J <sub>JS</sub>
mm	mm	mm	mm	mm	mm	mm
125	25	288	66	50	96	12

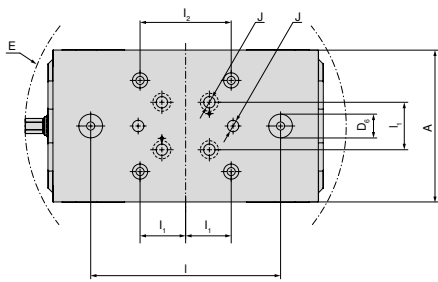
Base width 125 mm and length 300 mm



A	D <sub>6 JS</sub>	E	l <sub>±0.015</sub>	l <sub>1 ±0.015</sub>	l <sub>2</sub>	J <sub>JS</sub>
mm	mm	mm	mm	mm	mm	mm
125	25	357	200	50	96	12

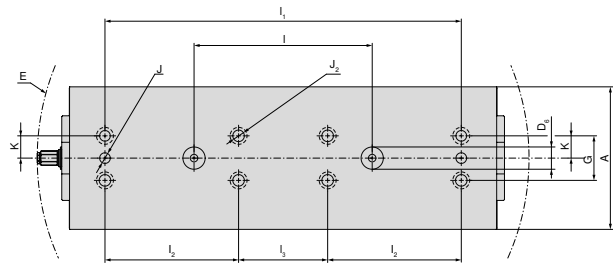
## ZSG 4 underside dimensions

Base width 160 mm and length 280 mm



A	D <sub>6 JS</sub>	E	I <sub>±0.015</sub>	I <sub>1 ±0.015</sub>	I <sub>2</sub>	J <sub>JS</sub>
mm	mm	mm	mm	mm	mm	mm
160	25	339	200	50	96	12

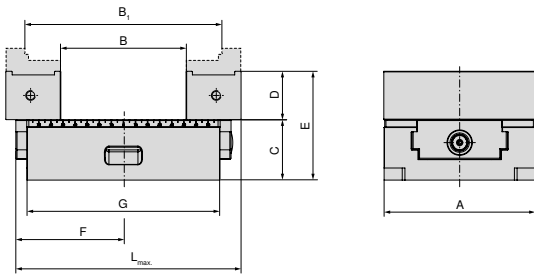
Base width 160 mm and length 480 mm



A	D <sub>6 JS</sub>	E	I <sub>±0.015</sub>	I <sub>1 ±0.015</sub>	I <sub>2</sub>	I <sub>3 ±0.015</sub>	J <sub>JS</sub>	J <sub>2 F7</sub>	K <sub>±0.02</sub>	G
mm	mm	mm	mm	mm	mm	mm	mm	mm	mm	mm
160	25	553	200	400	150	100	12	12	25	50

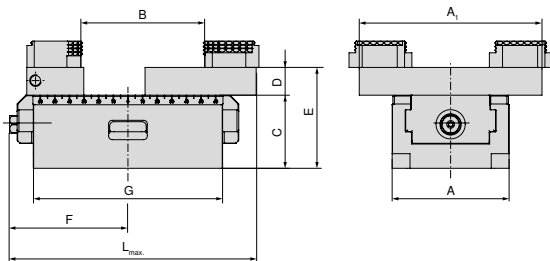
## ZSG 4 structural dimension table for the different jaws

With combi jaws



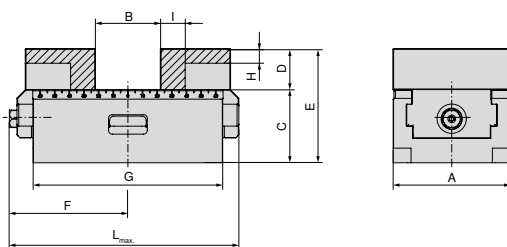
A mm	B mm	B <sub>1</sub> mm	C mm	D mm	E mm	F mm	G mm	L <sub>max.</sub> mm	Article no. System jaws
125	23 - 103	82 - 161	50	40	90	111,5	160	208	2 x 80 878 530
125	23 - 165	82 - 223	50	40	90	143,5	235	272	2 x 80 878 530
125	23 - 241	82 - 300	50	40	90	181	300	348	2 x 80 878 530

With pendulum and adapter plate



A mm	A <sub>1</sub> mm	B mm	C mm	D mm	E mm	F mm	G mm	L <sub>max.</sub> mm	Article no. System jaws
80	125	3 - 84	50	28	78	81	130	157	80 878 890 + 80 878 870
80	125	3 - 145	50	28	78	104	190	206	80 878 890 + 80 878 870
125	180	7 - 126	50	22	90	111,5	160	212	80 878 590 + 80 878 570
125	180	7 - 207	50	22	90	143,5	235	272	80 878 590 + 80 878 570
125	180	7 - 250	50	22	90	181	300	352	80 878 590 + 80 878 570
160	256	16 - 292	70	22	110	170	280	315	80 878 690 + 80 878 670
160	256	16 - 406	70	22	110	276	480	524	80 878 690 + 80 878 670

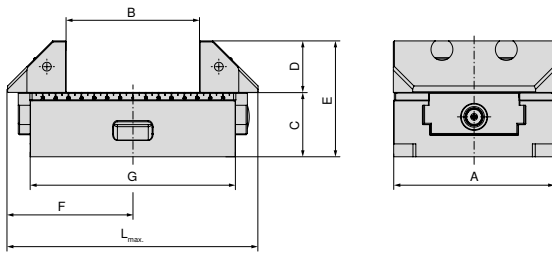
With aluminium jaws



A mm	B mm	C mm	D mm	E mm	F mm	G mm	H mm	I mm	L <sub>max.</sub> mm	Article no. System jaws
80	0 - 44	50	28	78	81	130	10	17	157	2 x 80 878 850
80	0 - 108	50	28	78	104	190	10	17	206	2 x 80 878 850
125	0 - 58	50	40	90	111,5	160	17	27	208	2 x 80 878 550
125	0 - 133	50	40	90	143,5	235	17	27	272	2 x 80 878 550
125	0 - 198	50	40	90	181	300	17	27	348	2 x 80 878 550
160	0 - 123	70	50	120	170	280	26	25	315	2 x 80 878 305
160	10 - 336	70	50	120	276	480	26	25	524	2 x 80 878 305

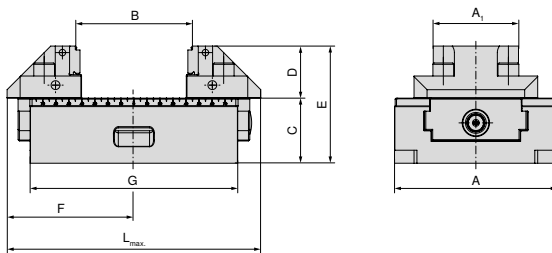
## ZSG 4 structural dimension table for the different jaws

With 5-axis jaws



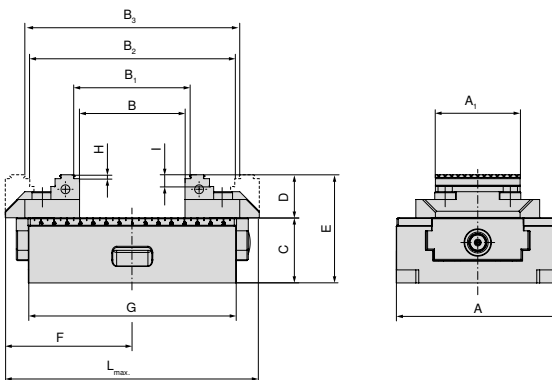
A mm	B mm	C mm	D mm	E mm	F mm	G mm	L <sub>max.</sub> mm	Article no. System jaws
125	22 - 102	50	40	90	115,5	160	208	2 x <b>80 878 625</b>
125	22 - 165	50	40	90	143,5	235	272	2 x <b>80 878 625</b>
125	22 - 242	50	40	90	181	300	348	2 x <b>80 878 625</b>
160	15 - 140	70	50	120	170	280	315	2 x <b>80 878 660</b>
160	28 - 354	70	50	120	276	480	524	2 x <b>80 878 660</b>

With 5 axis jaws, grip 3 mm, width 65 mm



A mm	A <sub>1</sub> mm	B mm	C mm	D mm	E mm	F mm	G mm	L <sub>max.</sub> mm	Article no. System jaws
125	65	8 - 87	50	40	90	115,5	160	208	2 x <b>80 878 665</b>
125	65	8 - 162	50	40	90	143,5	235	272	2 x <b>80 878 665</b>
125	65	8 - 227	50	40	90	181	300	348	2 x <b>80 878 665</b>

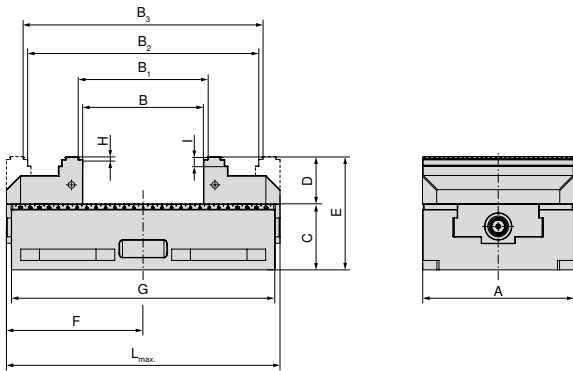
With indexable jaws, grip 3 mm, height 65 mm



A mm	A <sub>1</sub> mm	B mm	B <sub>1</sub> mm	B <sub>2</sub> mm	B <sub>3</sub> mm	C mm	D mm	E mm	F mm	G mm	H mm	I mm	L <sub>max.</sub> mm	Article no. System jaws
125	65	0 - 80	8 - 87	77 - 156	84 - 163	50	33	83	111,5	160	3	9	208	2 x <b>80 878 51900</b>
125	65	0 - 142	8 - 149	77 - 218	84 - 225	50	33	83	143,5	235	3	9	272	2 x <b>80 878 51900</b>
125	65	0 - 220	8 - 227	77 - 296	84 - 303	50	33	83	181	300	3	9	348	2 x <b>80 878 51900</b>

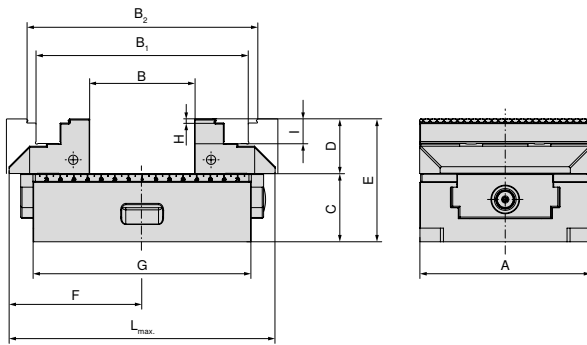
## ZSG 4 structural dimension table for the different jaws

With indexable jaws, grip 3 mm



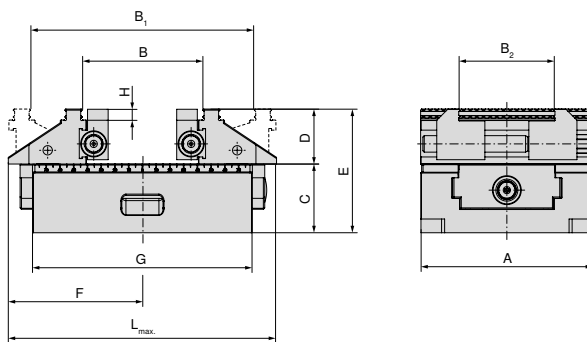
A mm	B mm	B <sub>1</sub> mm	B <sub>2</sub> mm	B <sub>3</sub> mm	C mm	D mm	E mm	F mm	G mm	H mm	I mm	L <sub>max</sub> mm	Article no. System jaws
160	0 - 127	8 - 134	118 - 244	125 - 251	70	50	120	170	280	3	10	315	2 x <b>80 878 610</b>
160	15 - 341	22 - 348	132 - 458	139 - 465	70	50	120	276	480	3	10	524	2 x <b>80 878 610</b>

With indexable jaws, grip, height 40 mm



A mm	B mm	B <sub>1</sub> mm	B <sub>2</sub> mm	C mm	D mm	E mm	F mm	G mm	H mm	I mm	L <sub>max</sub> mm	Article no. System jaws
125	0 - 75	75 - 154	88 - 166	50	40	90	111,5	160	3	9	208	2 x <b>80 878 520</b>
125	0 - 138	75 - 217	88 - 229	50	40	90	143,5	235	3	9	272	2 x <b>80 878 520</b>
125	0 - 215	75 - 294	88 - 306	50	40	90	181	300	3	9	348	2 x <b>80 878 520</b>

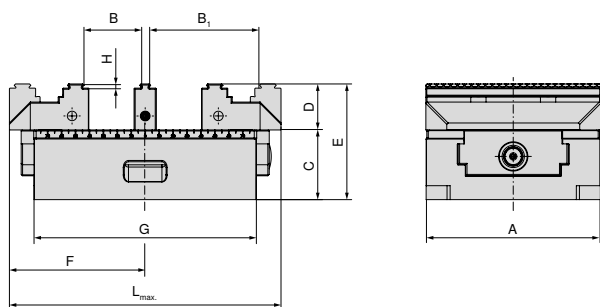
With 6 face jaw system for 125 mm jaw width



A mm	B mm	B <sub>1</sub> mm	B <sub>2</sub> mm	C mm	D mm	E mm	F mm	G mm	H mm	L <sub>max</sub> mm	Article no. System jaws
125	39 - 86	83 - 161	37 - 101	50	40	90	111,5	160	8	209	<b>80 878 525</b>
125	39 - 149	83 - 224	37 - 101	50	40	90	143,5	235	8	272	<b>80 878 525</b>
125	39 - 226	83 - 301	37 - 101	50	40	90	181	300	8	349	<b>80 878 525</b>

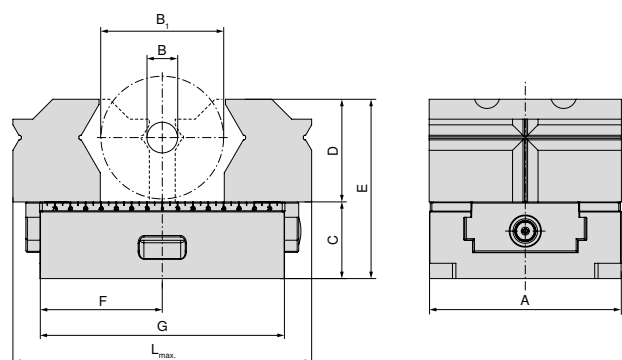
## ZSG 4 structural dimension table for the different jaws

With middle jaw, grip 3 mm (height 28 mm / 33 mm) for jaw width 125 mm



A mm	B mm	B <sub>1</sub> mm	C mm	D mm	E mm	F mm	G mm	H mm	L <sub>max</sub> mm	Article no. System jaws
80	8 - 28	37 - 57	50	28	78	81	130	3	157	2 x 80 878 810 + 80 878 31200
80	14 - 22	31 - 51	50	28	78	81	130	3	157	2 x 80 878 810 + 80 878 33400
80	8 - 58	37 - 87	50	28	78	104	190	3	206	2 x 80 878 810 + 80 878 31200
80	14 - 52	31 - 81	50	28	78	104	190	3	206	2 x 80 878 810 + 80 878 33400
125	9 - 40	47 - 78	50	33	83	111,5	160	3	208	2 x 80 878 510 + 80 878 31300
125	15 - 34	41 - 72	50	33	83	111,5	160	3	208	2 x 80 878 510 + 80 878 33500
125	9 - 72	47 - 110	50	33	83	143,5	235	3	272	2 x 80 878 510 + 80 878 31300
125	15 - 66	41 - 104	50	33	83	143,5	235	3	272	2 x 80 878 510 + 80 878 33500
125	9 - 110	47 - 148	50	33	83	181	300	3	348	2 x 80 878 510 + 80 878 31300
125	15 - 104	41 - 142	50	33	83	181	300	3	348	2 x 80 878 510 + 80 878 33500

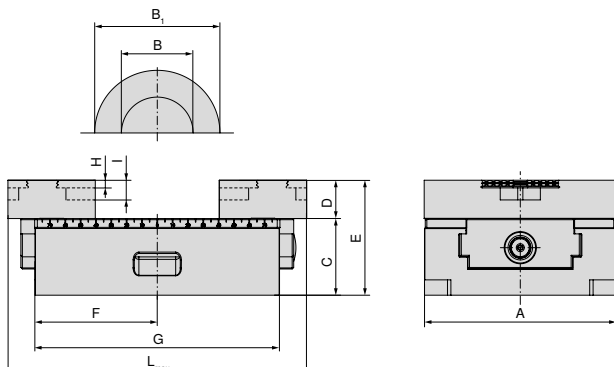
With prism jaw, movable – horizontal and vertical prism



A mm	B mm	B <sub>1</sub> mm	C mm	D mm	E mm	F mm	G mm	L <sub>max</sub> mm	Article no. System jaws
80	10 - 28	20 - 60	50	52	102	81	130	157	2 x 80 878 31800
80	10 - 28	20 - 60	50	52	102	104	190	206	2 x 80 878 31800
125	10 - 28	26 - 80	50	67	117	111,5	160	200	2 x 80 878 31900
125	10 - 28	26 - 80	50	67	117	143,5	235	272	2 x 80 878 31900
125	10 - 28	26 - 80	50	67	117	181	300	348	2 x 80 878 31900

## ZSG 4 structural dimension table for the different jaws

With prism jaw, movable – horizontal prism



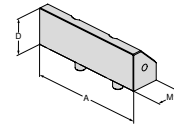
A mm	B mm	B <sub>1</sub> mm	C mm	D mm	E mm	F mm	G mm	H mm	I mm	L <sub>max</sub> mm	Article no. System jaws
80	8 - 55	15 - 76	50	25	75	81	130	5	13	157	2 x <b>80 878 34000</b>
80	8 - 55	15 - 76	50	25	75	104	190	5	13	206	2 x <b>80 878 34000</b>
125	14 - 102	25 - 112	50	25	75	111,5	160	5	13	200	2 x <b>80 878 34100</b>
125	14 - 124	25 - 165	50	25	75	143,5	235	5	13	272	2 x <b>80 878 34100</b>
125	14 - 124	25 - 165	50	25	75	181	300	5	13	348	2 x <b>80 878 34100</b>
160	22 - 158	32 - 170	70	30	100	145	280	5	13	290	2 x <b>80 878 34200</b>
160	22 - 158	32 - 170	70	30	100	273	480	5	13	521	2 x <b>80 878 34200</b>



## System jaws overview

### 5-axis jaw, movable

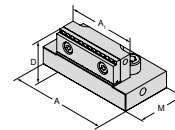
▲ Price per piece



For vice width	A	A <sub>1</sub>	D	D <sub>1</sub>	D <sub>2</sub>	E	M	M <sub>1</sub>	M <sub>2</sub>	£	Y4	NCG	H5G / -S / -Z	X5G-Z / -S	ESG 4	ESG 5	ESG mini	HDG 2	ZSG 4	ZSG mini	DSG 4	MSG 2	Verso	HSG	
125	125		40				45,5			206.00															
160	160		50				73			254.00										●					

### 5-axis jaw, grip 3 mm, width 65 mm, movable

▲ Price per piece

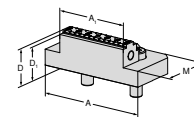


For vice width	A	A <sub>1</sub>	D	D <sub>1</sub>	D <sub>2</sub>	E	M	M <sub>1</sub>	M <sub>2</sub>	£	Y4	NCG	H5G / -S / -Z	X5G-Z / -S	ESG 4	ESG 5	ESG mini	HDG 2	ZSG 4	ZSG mini	DSG 4	MSG 2	Verso	HSG	
125	95	65,5	40				57			238.00															
																				●					

### 5-axis indexable jaw, grip 3 mm, width 65 mm, movable

▲ double sided grip step

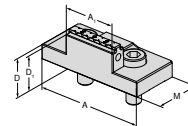
▲ price per piece



For vice width	A	A <sub>1</sub>	D	D <sub>1</sub>	D <sub>2</sub>	E	M	M <sub>1</sub>	M <sub>2</sub>	£	Y4	NCG	H5G / -S / -Z	X5G-Z / -S	ESG 4	ESG 5	ESG mini	HDG 2	ZSG 4	ZSG mini	DSG 4	MSG 2	Verso	HSG	
125	95	65	33	30			57			180.00															
																				●					

### Indexable grip jaw 3 mm, width 40 mm, movable

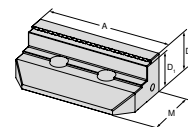
▲ Price per piece



For vice width	A	A <sub>1</sub>	D	D <sub>1</sub>	D <sub>2</sub>	E	M	M <sub>1</sub>	M <sub>2</sub>	£	Y4	NCG	H5G / -S / -Z	X5G-Z / -S	ESG 4	ESG 5	ESG mini	HDG 2	ZSG 4	ZSG mini	DSG 4	MSG 2	Verso	HSG	
80	80	40	28	25			40			164.00															
																				●					

### Indexable jaw, grip 3 mm, height 40 mm, movable

▲ Price per piece

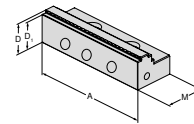


For vice width	A	A <sub>1</sub>	D	D <sub>1</sub>	D <sub>2</sub>	E	M	M <sub>1</sub>	M <sub>2</sub>	£	Y4	NCG	H5G / -S / -Z	X5G-Z / -S	ESG 4	ESG 5	ESG mini	HDG 2	ZSG 4	ZSG mini	DSG 4	MSG 2	Verso	HSG	
125	125		40	37			59			258.00															
																				●					

## System jaws overview

### Indexable jaw, grip 3 mm, movable

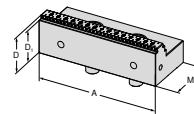
▲ Price per piece



For vice width	A	A <sub>1</sub>	D	D <sub>1</sub>	D <sub>2</sub>	E	M	M <sub>1</sub>	M <sub>2</sub>	£	Y4	NCG	H5G / -S / -Z	X5G-Z / -S	ESG 4	ESG 5	ESG mini	HDG 2	ZSG 4	ZSG mini	DSG 4	MSG 2	Verso	HSG
80	80		28	25			40			124.00	80 878 810				●	●								
125	125		33	30			57			138.00	80 878 510					●				●				
160	160		50	47			81			371.00	80 878 610				●	●			●					

### Indexable jaw, grip 5 mm, movable

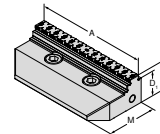
▲ Price per piece



For vice width	A	A <sub>1</sub>	D	D <sub>1</sub>	D <sub>2</sub>	E	M	M <sub>1</sub>	M <sub>2</sub>	£	Y4	NCG	H5G / -S / -Z	X5G-Z / -S	ESG 4	ESG 5	ESG mini	HDG 2	ZSG 4	ZSG mini	DSG 4	MSG 2	Verso	HSG
80	80		28	23			41			146.00	80 878 81400				●					●				
125	125		33	28			57			162.00	80 878 51400									●				
160	160		50	45			81			371.00	80 878 34300			●					●					

### Indexable grip jaw, for aluminium and plastic

▲ Price per piece

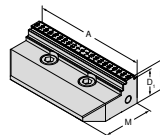


For vice width	A	A <sub>1</sub>	D	D <sub>1</sub>	D <sub>2</sub>	E	M	M <sub>1</sub>	M <sub>2</sub>	£	Y4	NCG	H5G / -S / -Z	X5G-Z / -S	ESG 4	ESG 5	ESG mini	HDG 2	ZSG 4	ZSG mini	DSG 4	MSG 2	Verso	HSG
80	80		28	23			40			175.00	80 878 81500									●				
125	125		33	28			57			192.00	80 878 51500									●				

### Indexable jaw with embossed profile, movable

▲ Price per piece

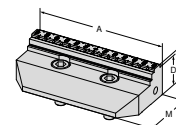
▲ suitable for LANG embossed profile



For vice width	A	A <sub>1</sub>	D	D <sub>1</sub>	D <sub>2</sub>	E	M	M <sub>1</sub>	M <sub>2</sub>	£	Y4	NCG	H5G / -S / -Z	X5G-Z / -S	ESG 4	ESG 5	ESG mini	HDG 2	ZSG 4	ZSG mini	DSG 4	MSG 2	Verso	HSG
80	80		28	25			40			156.00	80 878 81800									●				
125	125		33	30			57			214.00	80 878 51800									●				

### Indexable jaw, carbide, grip 3 mm, movable

▲ Price per piece

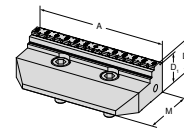


For vice width	A	A <sub>1</sub>	D	D <sub>1</sub>	D <sub>2</sub>	E	M	M <sub>1</sub>	M <sub>2</sub>	£	Y4	NCG	H5G / -S / -Z	X5G-Z / -S	ESG 4	ESG 5	ESG mini	HDG 2	ZSG 4	ZSG mini	DSG 4	MSG 2	Verso	HSG
80	80		28	25			40			221.00	80 878 81600									●				
125	125		33	30			57			314.00	80 878 51600									●				
160	160		50	47			81			492.00	80 878 31700									●				

## System jaws overview

Indexable jaw, carbide, grip 5 mm, movable

▲ Price per piece


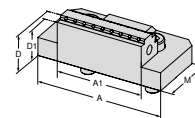


NEW

For vice width	A	A <sub>1</sub>	D	D <sub>1</sub>	D <sub>2</sub>	E	M	M <sub>1</sub>	M <sub>2</sub>	£	Y4	NCG	H5G / -S / -Z	X5G-Z / -S	ESG 4	ESG 5	ESG mini	HDG 2	ZSG 4	ZSG mini	DSG 4	MSG 2	Verso	HSG	
80	80		28	23			40			221.00															
125	125		33	28			57			314.00										●					

Indexable jaw, carbide grip 3 mm, width 40 mm, movable


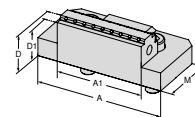
▲ Price per piece



For vice width	A	A <sub>1</sub>	D	D <sub>1</sub>	D <sub>2</sub>	E	M	M <sub>1</sub>	M <sub>2</sub>	£	Y4	NCG	H5G / -S / -Z	X5G-Z / -S	ESG 4	ESG 5	ESG mini	HDG 2	ZSG 4	ZSG mini	DSG 4	MSG 2	Verso	HSG	
80	80	40	28	25			40			215.00															
																				●					

Indexable jaw, carbide grip 3 mm, width 65 mm, movable

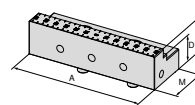
▲ Price per piece



For vice width	A	A <sub>1</sub>	D	D <sub>1</sub>	D <sub>2</sub>	E	M	M <sub>1</sub>	M <sub>2</sub>	£	Y4	NCG	H5G / -S / -Z	X5G-Z / -S	ESG 4	ESG 5	ESG mini	HDG 2	ZSG 4	ZSG mini	DSG 4	MSG 2	Verso	HSG	
125	125	65	33	30			57			297.00															
																				●					

Indexable jaw, smooth, movable

▲ Price per piece

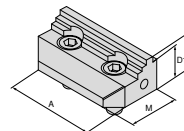


NEW

For vice width	A	A <sub>1</sub>	D	D <sub>1</sub>	D <sub>2</sub>	E	M	M <sub>1</sub>	M <sub>2</sub>	£	Y4	NCG	H5G / -S / -Z	X5G-Z / -S	ESG 4	ESG 5	ESG mini	HDG 2	ZSG 4	ZSG mini	DSG 4	MSG 2	Verso	HSG	
80	80		28	20			40			179.00															
125	125		33	25			57			347.00										●					

Stepped jaw, smooth, movable

▲ Price per piece



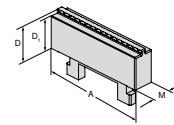
NEW

For vice width	A	A <sub>1</sub>	D	D <sub>1</sub>	D <sub>2</sub>	E	M	M <sub>1</sub>	M <sub>2</sub>	£	Y4	NCG	H5G / -S / -Z	X5G-Z / -S	ESG 4	ESG 5	ESG mini	HDG 2	ZSG 4	ZSG mini	DSG 4	MSG 2	Verso	HSG	
80	80		28	24			40			226.00															
125	125		33	27			57			318.00										●					

## System jaws overview

### Centre jaw, grip 3 mm, narrow

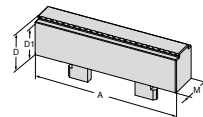
▲ Price per piece



For vice width	A	A <sub>1</sub>	D	D <sub>1</sub>	D <sub>2</sub>	E	M	M <sub>1</sub>	M <sub>2</sub>	£	Y4	NCG	H5G / -S / -Z	X5G-Z / -S	ESG 4	ESG 5	ESG mini	HDG 2	ZSG 4	ZSG mini	DSG 4	MSG 2	Verso	HSG	
80	80		28	25			16			101.00										●					
125	125		33	30			16			142.00										●					

### Centre jaw, grip 3 mm, wide

▲ Price per piece

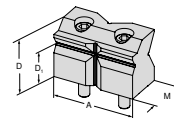
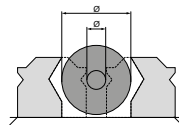


For vice width	A	A <sub>1</sub>	D	D <sub>1</sub>	D <sub>2</sub>	E	M	M <sub>1</sub>	M <sub>2</sub>	£	Y4	NCG	H5G / -S / -Z	X5G-Z / -S	ESG 4	ESG 5	ESG mini	HDG 2	ZSG 4	ZSG mini	DSG 4	MSG 2	Verso	HSG	
80	80		28	25			24			101.00										●					
125	125		33	30			26			142.00										●					

### Prism jaw, movable

▲ With horizontal and vertical prism

▲ Price per piece

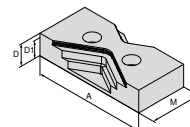
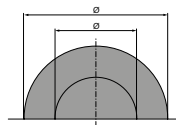


Ø For clamping diameter	A	A <sub>1</sub>	D	D <sub>1</sub>	D <sub>2</sub>	E	M	M <sub>1</sub>	M <sub>2</sub>	£	Y4	NCG	H5G / -S / -Z	X5G-Z / -S	ESG 4	ESG 5	ESG mini	HDG 2	ZSG 4	ZSG mini	DSG 4	MSG 2	Verso	HSG	
10 - 60	80		52	32			38,5			293.00										●					
10 - 80	125		67	42			57			446.00										●					

### Prism jaw, movable

▲ With horizontal prism

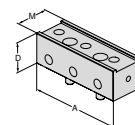
▲ Price per piece



Ø For clamping diameter	A	A <sub>1</sub>	D	D <sub>1</sub>	D <sub>2</sub>	E	M	M <sub>1</sub>	M <sub>2</sub>	£	Y4	NCG	H5G / -S / -Z	X5G-Z / -S	ESG 4	ESG 5	ESG mini	HDG 2	ZSG 4	ZSG mini	DSG 4	MSG 2	Verso	HSG	
15 - 75	80		25	20			40			157.00										●					
25 - 110	125		25	20			57			201.00										●					
30 - 170	160		30	25			81			261.00										●					

### Combi jaw, movable

▲ Price per piece

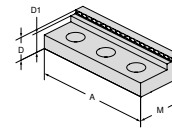


For vice width	A	A <sub>1</sub>	D	D <sub>1</sub>	D <sub>2</sub>	E	M	M <sub>1</sub>	M <sub>2</sub>	£	Y4	NCG	H5G / -S / -Z	X5G-Z / -S	ESG 4	ESG 5	ESG mini	HDG 2	ZSG 4	ZSG mini	DSG 4	MSG 2	Verso	HSG	
125	125		40				45,5			159.00										●					

## System jaws overview

### Jaw, grip, VS


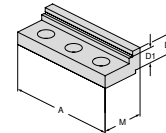
- ▲ Price per piece
- ▲ VS = Larger clamping range



For vice width	A	A <sub>1</sub>	D	D <sub>1</sub>	D <sub>2</sub>	E	M	M <sub>1</sub>	M <sub>2</sub>	£	Y4	NCG	H5G / -S / -Z	X5G-Z / -S	ESG 4	ESG 5	ESG mini	HDG 2	ZSG 4	ZSG mini	DSG 4	MSG 2	Verzo	HSG	
125	125		22	17			45			91.00															

### Jaw, smooth VS, carbide coated


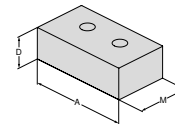
- ▲ Increased clamping range for finish machining and 2nd operation
- ▲ Price per piece



For vice width	A	A <sub>1</sub>	D	D <sub>1</sub>	D <sub>2</sub>	E	M	M <sub>1</sub>	M <sub>2</sub>	£	Y4	NCG	H5G / -S / -Z	X5G-Z / -S	ESG 4	ESG 5	ESG mini	HDG 2	ZSG 4	ZSG mini	DSG 4	MSG 2	Verzo	HSG	
125			19	14			45			219.00															

### Alu jaw, movable


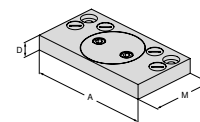
- ▲ for producing shaped jaws
- ▲ Price per piece



For vice width	A	A <sub>1</sub>	D	D <sub>1</sub>	D <sub>2</sub>	E	M	M <sub>1</sub>	M <sub>2</sub>	£	Y4	NCG	H5G / -S / -Z	X5G-Z / -S	ESG 4	ESG 5	ESG mini	HDG 2	ZSG 4	ZSG mini	DSG 4	MSG 2	Verzo	HSG	
80	80		28				48			79.00															
125	125		40				68			90.00															
160	160		50				85			113.00															

### Pendulum jaw, movable

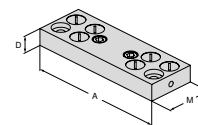
- ▲ Price per piece



For vice width	A	A <sub>1</sub>	D	D <sub>1</sub>	D <sub>2</sub>	E	M	M <sub>1</sub>	M <sub>2</sub>	£	Y4	NCG	H5G / -S / -Z	X5G-Z / -S	ESG 4	ESG 5	ESG mini	HDG 2	ZSG 4	ZSG mini	DSG 4	MSG 2	Verzo	HSG	
80	125		19				76			375.00															
125	180		22				95			390.00															
160	256		22				170			666.00															

### Adapter Jaw

- ▲ Price per piece

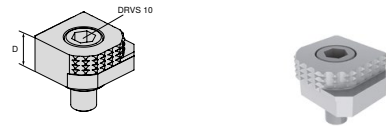


For vice width	A	A <sub>1</sub>	D	D <sub>1</sub>	D <sub>2</sub>	E	M	M <sub>1</sub>	M <sub>2</sub>	£	Y4	NCG	H5G / -S / -Z	X5G-Z / -S	ESG 4	ESG 5	ESG mini	HDG 2	ZSG 4	ZSG mini	DSG 4	MSG 2	Verzo	HSG	
80	125		19				39			266.00															
125	180		22				62			317.00															
160	256		22				125			444.00															

## System jaws overview

### 6 function indexable jaw

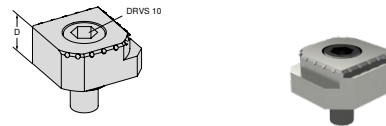
- ▲ 1 = Smooth, carbide coated
- ▲ 2 = Grip with 3 mm step
- ▲ 3 = Grip with 8 mm step
- ▲ 4 = Grip with 18 mm step
- ▲ 5 = Rough grip with 8 mm step
- ▲ 6 = Round grip
- ▲  $M_{max} = 60 \text{ Nm}$
- ▲ Including fixation screws



For vice width	A	A <sub>1</sub>	D	D <sub>1</sub>	D <sub>2</sub>	E	M	M <sub>1</sub>	M <sub>2</sub>	£	Y4	NCG	H5G / -S / -Z	X5G-Z / -S	ESG 4	ESG 5	ESG mini	HGG 2	ZSG 4	ZSG mini	DSG 4	MSG 2	Verso	HSG
			18							74.00	80 892 246	●	●	●	●	●	●	●	●	●	●	●	●	●

### 6x indexable jaw, carbide grip

- ▲ 1 = Smooth
- ▲ 2 = Carbide grip
- ▲ 3 = Carbide grip with 3 mm step
- ▲ 4 = Carbide grip with 8 mm step
- ▲ 5 = Round carbide grip with 8 mm step
- ▲ 6 = Round carbide grip
- ▲ Incl. fixing screws




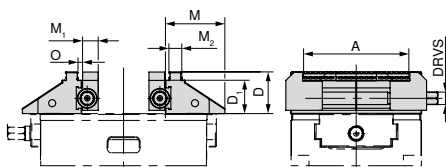
For vice width	A	A <sub>1</sub>	D	D <sub>1</sub>	D <sub>2</sub>	E	M	M <sub>1</sub>	M <sub>2</sub>	£	Y4	NCG	H5G / -S / -Z	X5G-Z / -S	ESG 4	ESG 5	ESG mini	HGG 2	ZSG 4	ZSG mini	DSG 4	MSG 2	Verso	HSG
			18							107.00	80 890 35300	●	●	●	●	●	●	●	●	●	●	●	●	●

## 6 face jaw system for 125 mm jaw width

### Scope of supply:

2 System jaws with 2 pairs of transverse jaws in T-slot guidance incl. fixing screws

ZSG  
4



for width	A	D	D <sub>1</sub>	M	M <sub>1</sub>	M <sub>2</sub>	O	DRVS	WT	80 878 ...	
mm	mm	mm	mm	mm	mm	mm	mm	mm	kg	£	
125	37 - 101	40	32	57	15	12,4	3,3	12	3.8	Y4	
										1,578.00	525

## ZSG mini



## Centric vice for small parts

ZSG mini in mechanical version with high clamping force and quick change jaws. Ideal for blank and finished part machining, multi-clamping and automation.

## Your benefits:

- ▲ Fast jaw changeover without tools
- ▲ Compact and precise
- ▲ Optimum accessibility from all sides
- ▲ Exchangeable jaw widths (45 mm and 70 mm)
- ▲ High clamping force and large clamping range
- ▲ Clamping system for automation
- ▲ Stainless, hardened base body



## Clamping/aligning:



Clamping with two M6 screws from above through the base body.



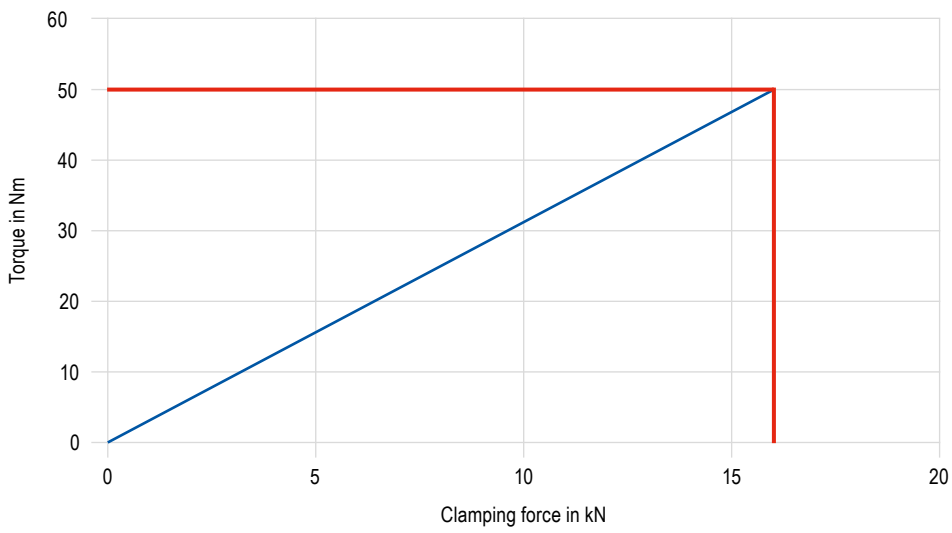
Clamping with two M6 screws from above through the base body. Alignment can be performed using  $\varnothing 12^{H7}$  precision holes.



Both versions come with mounting holes for the LANG zero point clamping system, Quick Point 52 x 52.

Clamping force:

ZSG mini tightening torque/clamping force



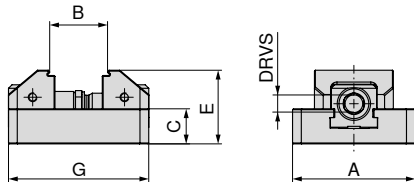


# CentriClamp – ZSG mini

- ▲ Centric vice for small parts
- ▲ Without system jaws
- ▲ Fast jaw changeover without tools
- ▲ Compact and precise
- ▲ Optimum accessibility from all sides
- ▲ Exchangeable jaw widths (45 mm and 70 mm)
- ▲ Stainless, hardened base body

**Scope of supply:**

ZSG mini base body with spindle



**NEW**

<b>80 912 ...</b>
£
Y4
385.00 07000
436.00 07100

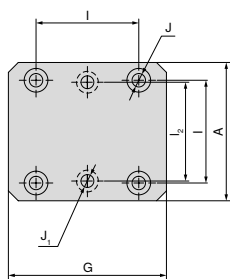
A	B	C	E	G	MXC	DRVS	WT
mm	mm	mm	mm	mm	kN	mm	kg
70	7 - 57	20	42	80	16	11	0.9
70	7 - 77	20	42	100	16	11	1.1

*Vice guide*

Underside Dimensions	106	Structural dimension tables for the different jaws	107–109
System accessories	110–112	MNG-/PNG zero point clamping system	154–180
General accessories	181–201		

## ZSG mini underside dimensions

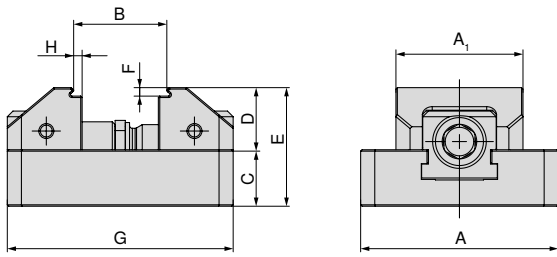
### Base width 70 mm



A	J <sub>1</sub>	J <sub>H7</sub>	l <sub>2 ±0.015</sub>	l <sub>1 ±0.015</sub>	G
mm	mm	mm	mm	mm	mm
70	6,5	12	50	52	80
70	6,5	12	50	52	100

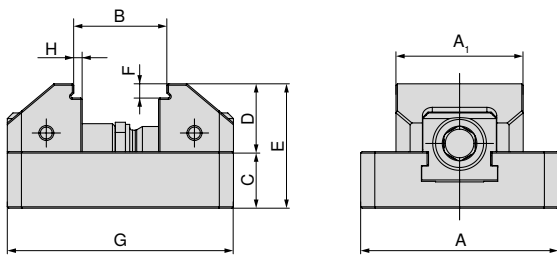
## ZSG Mini – structural dimension table for the different jaws

With quick change jaw, grip 3 mm



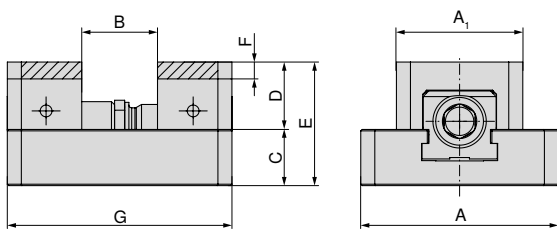
A mm	A <sub>1</sub> mm	B mm	C mm	D mm	E mm	F mm	G mm	H mm	Article no. System jaws
70	45	7 - 33	20	22	42	3	80	3	2 x 80 912 30100
70	70	7 - 33	20	22	42	3	80	3	2 x 80 912 30200
70	45	7 - 53	20	22	42	3	100	3	2 x 80 912 30100
70	70	7 - 53	20	22	42	3	100	3	2 x 80 912 30200

With quick change jaw, smooth step 5 mm



A mm	A <sub>1</sub> mm	B mm	C mm	D mm	E mm	F mm	G mm	H mm	Article no. System jaws
70	45	7 - 33	20	24	44	5	80	3	2 x 80 912 30300
70	70	7 - 33	20	24	44	5	80	3	2 x 80 912 30400
70	45	7 - 53	20	24	44	5	100	3	2 x 80 912 30300
70	70	7 - 53	20	24	44	5	100	3	2 x 80 912 30400

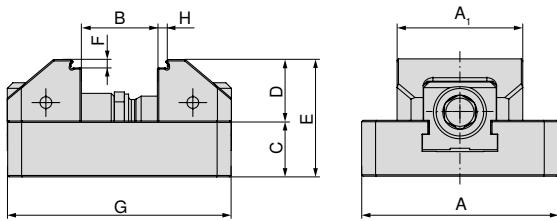
With quick change jaw, soft, steel



A mm	A <sub>1</sub> mm	B mm	C mm	D mm	E mm	F mm	G mm	Article no. System jaws
70	45	0 - 26	20	24	44	6	80	2 x 80 912 31000
70	70	0 - 26	20	24	44	6	80	2 x 80 912 31100
70	45	0 - 46	20	24	44	6	80	2 x 80 912 31000
70	70	0 - 46	20	24	44	6	80	2 x 80 912 31100

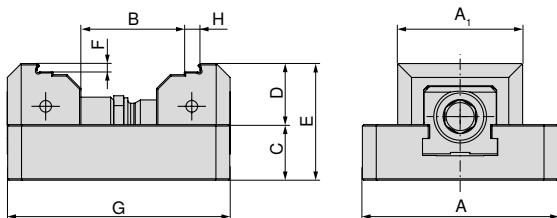
## ZSG Mini – structural dimension table for the different jaws

With quick change jaw embossed profile



A mm	A <sub>1</sub> mm	B mm	C mm	D mm	E mm	F mm	G mm	H mm	Article no. System jaws
70	45	7 - 32	20	22	44	3	80	3	2 x 80 912 31200
70	70	7 - 32	20	22	44	3	80	3	2 x 80 912 31300
70	45	7 - 52	20	22	44	3	100	3	2 x 80 912 31200
70	70	7 - 52	20	22	44	3	100	3	2 x 80 912 31300

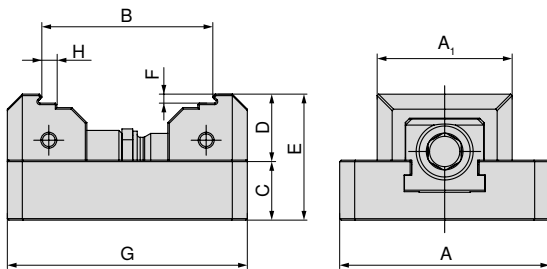
With quick change jaw embossed profile, VS



A mm	A <sub>1</sub> mm	B mm	C mm	D mm	E mm	F mm	G mm	H mm	Article no. System jaws
70	45	31 - 56	20	22	44	3	80	5	2 x 80 912 31400
70	70	31 - 56	20	22	44	3	80	5	2 x 80 912 31500
70	45	31 - 76	20	22	44	3	100	5	2 x 80 912 31400
70	70	31 - 76	20	22	44	3	100	5	2 x 80 912 31500

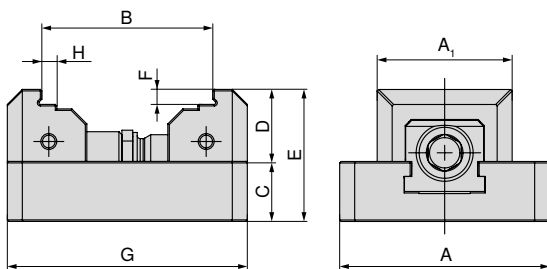
## ZSG Mini – structural dimension table for the different jaws

With quick change jaw, VS, grip 3 mm



A mm	A <sub>1</sub> mm	B mm	C mm	D mm	E mm	F mm	G mm	H mm	Article no. System jaws
70	45	31 - 57	20	22	42	3	80	5	2 x <b>80 912 30500</b>
70	70	31 - 57	20	22	42	3	80	5	2 x <b>80 912 30600</b>
70	45	31 - 77	20	22	42	3	100	5	2 x <b>80 912 30500</b>
70	70	31 - 77	20	22	42	3	100	5	2 x <b>80 912 30600</b>

With quick change jaw, VS, smooth 5 mm

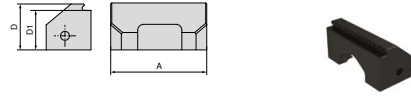


A mm	A <sub>1</sub> mm	B mm	C mm	D mm	E mm	F mm	G mm	H mm	Article no. System jaws
70	45	31 - 56	20	24	44	5	80	5	2 x <b>80 912 30700</b>
70	70	31 - 56	20	24	44	5	80	5	2 x <b>80 912 30800</b>
70	45	31 - 76	20	24	44	5	100	5	2 x <b>80 912 30700</b>
70	70	31 - 76	20	24	44	5	100	5	2 x <b>80 912 30800</b>

## System jaws overview

### Quick change jaw, grip 3 mm

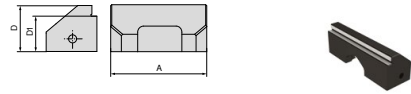
▲ Price per piece



For vice width	A	A <sub>1</sub>	D	D <sub>1</sub>	D <sub>2</sub>	E	M	M <sub>1</sub>	M <sub>2</sub>	£	Y4	NCG	H5G / -S / -Z	X5G-Z / -S	ESG 4	ESG 5	ESG mini	HDG 2	ZSG 4	ZSG mini	DSG 4	MSG 2	Verso	HSG	
70	45		22	19						47.00											●				
70	70		22	19						61.00											●				

### Quick change jaw, smooth step 5 mm

▲ Price per piece

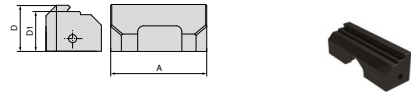


For vice width	A	A <sub>1</sub>	D	D <sub>1</sub>	D <sub>2</sub>	E	M	M <sub>1</sub>	M <sub>2</sub>	£	Y4	NCG	H5G / -S / -Z	X5G-Z / -S	ESG 4	ESG 5	ESG mini	HDG 2	ZSG 4	ZSG mini	DSG 4	MSG 2	Verso	HSG	
70	45		24	19						56.00											●				
70	70		24	19						71.00											●				

### Quick change jaw, VS, grip 3 mm

▲ Price per piece

▲ VS = Larger clamping range

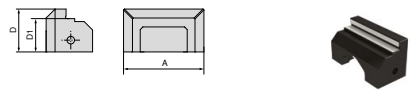


For vice width	A	A <sub>1</sub>	D	D <sub>1</sub>	D <sub>2</sub>	E	M	M <sub>1</sub>	M <sub>2</sub>	£	Y4	NCG	H5G / -S / -Z	X5G-Z / -S	ESG 4	ESG 5	ESG mini	HDG 2	ZSG 4	ZSG mini	DSG 4	MSG 2	Verso	HSG	
70	45		22	19						47.00											●				
70	70		22	19						61.00											●				

### Quick change jaw, VS, smooth 5 mm

▲ Price per piece

▲ VS = Larger clamping range

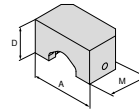


For vice width	A	A <sub>1</sub>	D	D <sub>1</sub>	D <sub>2</sub>	E	M	M <sub>1</sub>	M <sub>2</sub>	£	Y4	NCG	H5G / -S / -Z	X5G-Z / -S	ESG 4	ESG 5	ESG mini	HDG 2	ZSG 4	ZSG mini	DSG 4	MSG 2	Verso	HSG	
70	45		24	19						56.00											●				
70	70		24	19						71.00											●				

## System jaws overview

### Quick change jaw, soft, steel

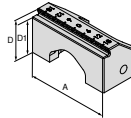
- ▲ Material: 15NiCr13
- ▲ Price per piece



										NEW															
For vice width	A	A <sub>1</sub>	D	D <sub>1</sub>	D <sub>2</sub>	E	M	M <sub>1</sub>	M <sub>2</sub>	£	Y4	NCG	H5G / -S / -Z	X5G-Z / -S	ESG 4	ESG 5	ESG mini	HDG 2	ZSG 4	ZSG mini	DSG 4	MSG 2	Verso	HSG	
70	45		24				26,5			38.00											●				
70	70		24				26,5			38.00											●				

### Quick change jaw embossed profile

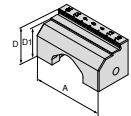
- ▲ Price per piece
- ▲ suitable for LANG embossed profile



										NEW															
For vice width	A	A <sub>1</sub>	D	D <sub>1</sub>	D <sub>2</sub>	E	M	M <sub>1</sub>	M <sub>2</sub>	£	Y4	NCG	H5G / -S / -Z	X5G-Z / -S	ESG 4	ESG 5	ESG mini	HDG 2	ZSG 4	ZSG mini	DSG 4	MSG 2	Verso	HSG	
70	45		22	19						71.00												●			
70	70		22	19						71.00												●			

### Quick change jaw embossed profile, VS

- ▲ Price per piece
- ▲ Suitable for LANG embossed profile
- ▲ VS = Larger clamping range



										NEW															
For vice width	A	A <sub>1</sub>	D	D <sub>1</sub>	D <sub>2</sub>	E	M	M <sub>1</sub>	M <sub>2</sub>	£	Y4	NCG	H5G / -S / -Z	X5G-Z / -S	ESG 4	ESG 5	ESG mini	HDG 2	ZSG 4	ZSG mini	DSG 4	MSG 2	Verso	HSG	
70	45		22	19						87.00												●			
70	70		22	19						87.00												●			

## System accessories overview

### Socket

▲ Suitable for 3/8" square drive



A suitable "magnetic workpiece stop" and "torque key" can be found on  
→ pages 195 and 198 (article numbers 80 892 23800 and 80 884 402)

<b>Square</b>	<b>DRVS</b> mm	<b>80 875 ...</b>	<b>£</b>	<b>Y4</b>	
3/8"	11		17.00	11100	

### Allen cap screw

▲ Price per piece

**ZSG**  
mini



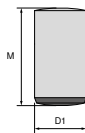
**NEW**

<b>G</b>	<b>80 912 ...</b>	<b>£</b>	<b>Y4</b>	
M6x25		1.00	50100	

### Cylindrical pin

▲ Price per piece


**ZSG**  
mini



**NEW**

<b>D<sub>1</sub> m6</b> mm	<b>M</b> mm	<b>80 912 ...</b>	<b>£</b>	<b>Y4</b>	
12	18		2.00	50200	

## DSG 4




## High accuracy and efficiency

The user-friendly DSG 4 clamping system guarantees consistently high precision and a wide application range.


## Your benefits:

- ▲ Straightforward, stable third-hand function
- ▲ Quick and easy positioning on the MNG zero point clamping system
- ▲ High clamping force between 5 – 40 kN with low tightening torque
- ▲ Quick and easy jaw change with 2 screws
- ▲ Extensive modular jaw range


## Clamping/aligning:



Mounting with MNG zero point clamping system  
(2-3 mounting bolts)



Mounting through the base body  
with four M8 screws



Mounting through the base body with  
two dowel screws **Article no. 80 895 019**

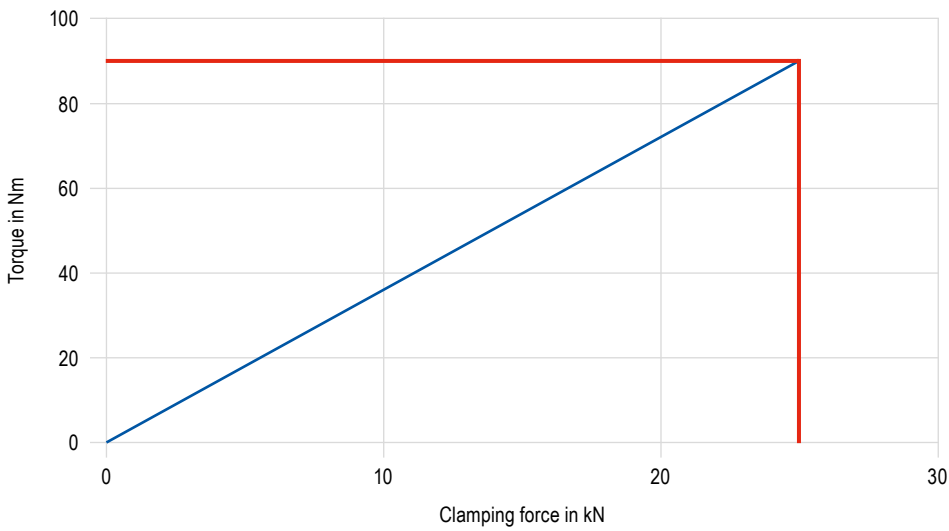


Mounting with 4-6 clamping claws  
**Article no. 80 890 315**

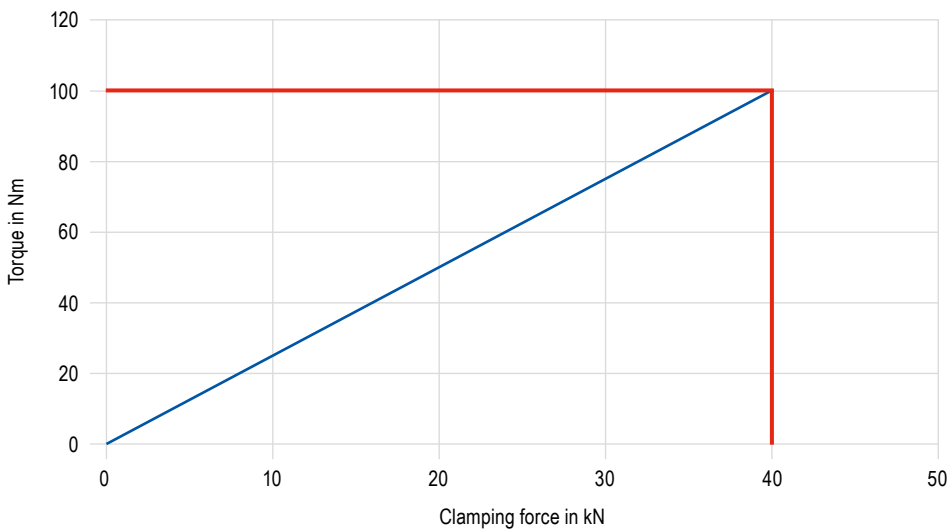


Clamping force:

DSG 4 – 80 mm tightening torque / clamping force



DSG 4 – 125 mm tightening torque / clamping force



'Third hand' operation

The third-hand operation function on the DSG 4 is ensured by pre-loading the rear slide with compression springs.



The lateral clamping screw A is not tightened, instead it is open approx. 1/2 turn. When the vice is fully open, the movable jaws B and C are to be placed in the appropriate slots of slides D and E and secured according to the workpiece size. Two workpieces of different sizes can also be clamped.

## Conversion to single vice

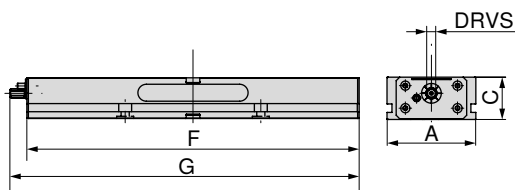


The rear slide is blocked via the hexagon socket grub screw and the DSG 4 can also be used as a single vice. **Important note:** Not suitable for using several vices as single vice next to one another. In this case, we advise modification with additional transverse slot in the base body and suitable fixed jaw.

## PolyClamp – DSG 4

- ▲ double vice without jaws
- ▲ 100 % encapsulated
- ▲ fast assembly and disassembly
- ▲ flexible clamping system

DSG  
4



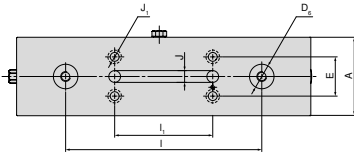
								80 906 ...	
								£	
								Y4	
A	C	F	G	TQX	DRVS	MXC	WT		
mm	mm	mm	mm	Nm	mm	kN	kg		
80	55	300	308	90	12	0 - 25	8	1,425.00	080
125	60	320	347	100	14	0 - 40	14	1,691.00	125
125	60	390	417	100	14	0 - 40	17	1,872.00	12700
125	60	460	487	100	14	0 - 40	20	2,109.00	12800
125	60	530	557	100	14	0 - 40	24	2,299.00	12900
125	60	600	627	100	14	0 - 40	27	2,489.00	13000
125	60	670	697	100	14	0 - 40	30	2,603.00	13100
125	60	740	767	100	14	0 - 40	34	2,708.00	126

### Vice guide

Structural dimension tables for the different jaws	117-119	System accessories	120+122
'Third hand' operation	114	Conversion to single vice	115
MNG-/PNG zero point clamping system	154-180	General accessories	181-201

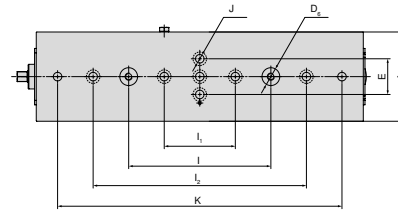
### DSG 4 underside dimensions

Base width 80 mm  
and length 300 mm



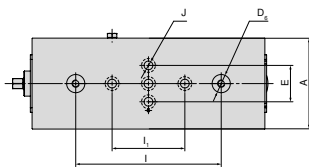
A	D <sub>6</sub>	E	I	I <sub>1</sub>	J	J <sub>1</sub>	
mm	H6	mm	±0.015	mm	±0.01	mm	mm
80	25	40	200	100	12	9	

Base width 125 mm  
and length 460 mm, 530 mm



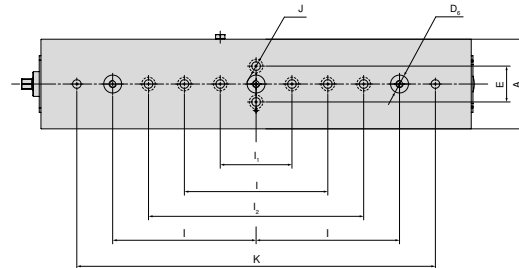
A	D <sub>6</sub>	E	I	I <sub>1</sub>	I <sub>2</sub>	J	K
mm	H6	mm	±0.015	mm	±0.01	mm	±0.002
125	25	50	200	100	300	12	400
125	25	50	200	100	300	12	500

Base width 125 mm  
and length 320 mm



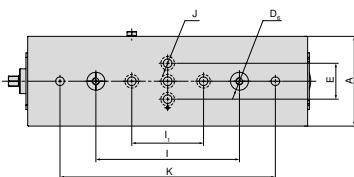
A	D <sub>6</sub>	E	I	I <sub>1</sub>	J	
mm	H6	mm	±0.015	mm	±0.01	mm
125	25	50	200	100	12	

Base width 125 mm  
and length 600 mm



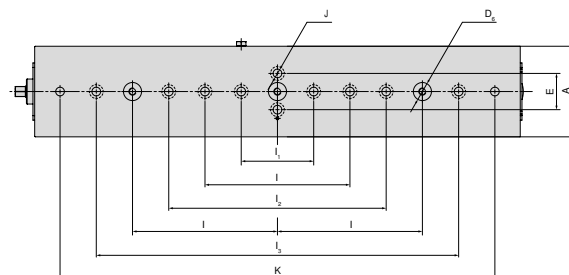
A	D <sub>6</sub>	E	I	I <sub>1</sub>	I <sub>2</sub>	J	K
mm	H6	mm	±0.015	mm	±0.01	mm	±0.002
125	25	50	200	100	300	12	500

Base width 125 mm  
and length 390 mm



A	D <sub>6</sub>	E	I	I <sub>1</sub>	J	K
mm	H6	mm	±0.015	mm	±0.01	mm
125	25	50	200	100	12	300

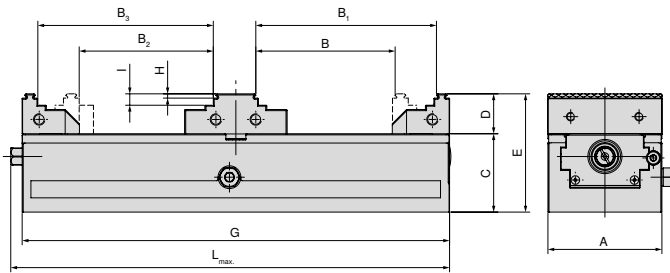
Base width 125 mm  
and length 670 mm, 740 mm



A	D <sub>6</sub>	E	I	I <sub>1</sub>	I <sub>2</sub>	I <sub>3</sub>	J	K
mm	H6	mm	±0.015	mm	±0.01	mm	±0.002	mm
125	25	50	200	100	300	500	12	600
125	25	50	200	100	300	500	12	700

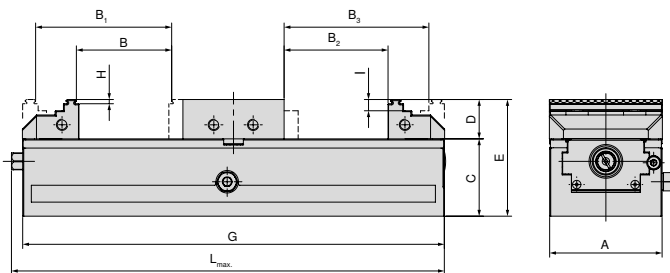
## DSG 4 structural dimension table for the different jaws

With indexable jaws, grip and centre jaw, grip



A mm	B mm	B <sub>1</sub> mm	B <sub>2</sub> mm	B <sub>3</sub> mm	C mm	D mm	E mm	G mm	H mm	I mm	L <sub>max.</sub> mm	Article no. System jaws
80	25 - 97	54 - 126	31 - 93	51 - 122	55	28	83	300	3	8	308	2 x 80 878 810 + 80 906 300
125	40 - 86	75 - 121	42 - 79	68 - 114	60	40	100	320	3	18	347	2 x 80 901 303 + 80 906 304
125	40 - 121	75 - 156	42 - 114	68 - 149	60	40	100	390	3	18	417	2 x 80 901 303 + 80 906 304
125	40 - 156	75 - 191	42 - 149	68 - 184	60	40	100	460	3	18	487	2 x 80 901 303 + 80 906 304
125	40 - 191	75 - 226	42 - 184	68 - 219	60	40	100	530	3	18	557	2 x 80 901 303 + 80 906 304
125	40 - 226	75 - 261	42 - 219	68 - 254	60	40	100	600	3	18	627	2 x 80 901 303 + 80 906 304
125	40 - 261	75 - 296	42 - 254	68 - 289	60	40	100	670	3	18	697	2 x 80 901 303 + 80 906 304
125	40 - 296	75 - 331	42 - 289	68 - 324	60	40	100	740	3	18	767	2 x 80 901 303 + 80 906 304

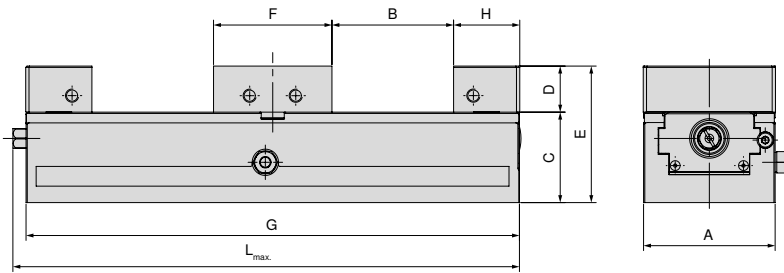
With indexable jaws, grip and centre jaw, smooth



A mm	B mm	B <sub>1</sub> mm	B <sub>2</sub> mm	B <sub>3</sub> mm	C mm	D mm	E mm	G mm	H mm	I mm	L <sub>max.</sub> mm	Article no. System jaws
80	5 - 67	34 - 96	0 - 73	40 - 102	55	28	83	300	3	8	308	2 x 80 878 810 + 80 906 301
125	7 - 44	42 - 77	0 - 47	46 - 82	60	40	100	320	3	18	347	2 x 80 901 303 + 80 906 305
125	7 - 79	42 - 112	0 - 82	46 - 117	60	40	100	390	3	18	417	2 x 80 901 303 + 80 906 305
125	7 - 114	42 - 149	0 - 117	46 - 152	60	40	100	460	3	18	487	2 x 80 901 303 + 80 906 305
125	7 - 147	42 - 182	0 - 152	46 - 187	60	40	100	530	3	18	557	2 x 80 901 303 + 80 906 305
125	7 - 184	42 - 217	0 - 187	46 - 222	60	40	100	600	3	18	627	2 x 80 901 303 + 80 906 305
125	7 - 219	42 - 252	0 - 222	46 - 257	60	40	100	670	3	18	697	2 x 80 901 303 + 80 906 305
125	7 - 254	42 - 287	0 - 257	46 - 292	60	40	100	740	3	18	767	2 x 80 901 303 + 80 906 305

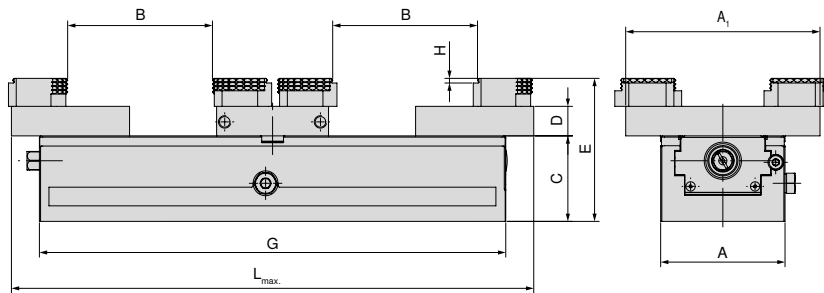
## DSG 4 structural dimension table for the different jaws

With block jaws and centre jaw smooth



A mm	B mm	C mm	D mm	E mm	F mm	G mm	H mm	L <sub>max</sub> mm	Article no. System jaws
80	0 - 73	55	28	83	72	300	40	308	2 x 80 901 31300 + 80 906 301
125	0 - 46	60	40	100	98	320	66	347	2 x 80 901 31500 + 80 906 305
125	0 - 81	60	40	100	98	390	66	417	2 x 80 901 31500 + 80 906 305
125	0 - 116	60	40	100	98	460	66	487	2 x 80 901 31500 + 80 906 305
125	0 - 151	60	40	100	98	530	66	557	2 x 80 901 31500 + 80 906 305
125	0 - 186	60	40	100	98	600	66	627	2 x 80 901 31500 + 80 906 305
125	0 - 221	60	40	100	98	670	66	697	2 x 80 901 31500 + 80 906 305
125	0 - 256	60	40	100	98	740	66	767	2 x 80 901 31500 + 80 906 305

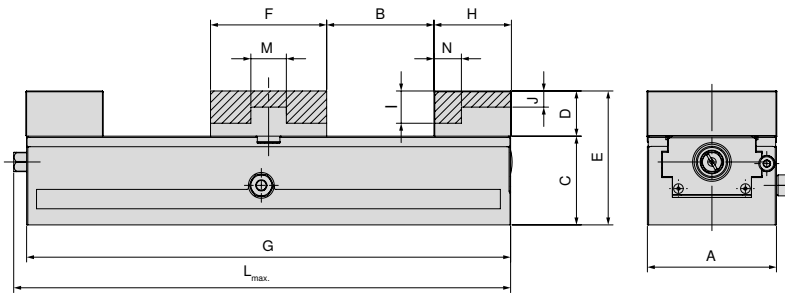
With pendulum and adapter plate



A mm	A <sub>1</sub> mm	B mm	C mm	D mm	E mm	G mm	H mm	L <sub>max</sub> mm	Article no. System jaws
80	125	0 - 92	55	19	92	300	3	308	2 x 80 878 870 + 80 906 303
125	180	7 - 92	60	22	100	320	3	365	2 x 80 878 570 + 80 906 307
125	180	7 - 133	60	22	100	390	3	435	2 x 80 878 570 + 80 906 307
125	180	7 - 168	60	22	100	460	3	505	2 x 80 878 570 + 80 906 307
125	180	7 - 203	60	22	100	530	3	575	2 x 80 878 570 + 80 906 307
125	180	7 - 238	60	22	100	600	3	645	2 x 80 878 570 + 80 906 307
125	180	7 - 273	60	22	100	670	3	715	2 x 80 878 570 + 80 906 307
125	180	7 - 308	60	22	100	740	3	785	2 x 80 878 570 + 80 906 307

## DSG 4 structural dimension table for the different jaws

With aluminium jaws and aluminium centre jaw

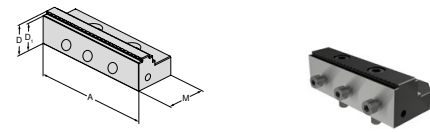


A mm	B mm	C mm	D mm	E mm	F mm	G mm	H mm	I mm	J mm	L <sub>max.</sub> mm	M mm	N mm	Article no. System jaws
80	0 - 66	55	28	83	72	300	40	20	10	308	22	17	2 x 80 878 850 + 80 906 302
125	0 - 42	60	40	100	98	320	68		17	347	38	28	2 x 80 878 550 + 80 906 306
125	0 - 77	60	40	100	98	390	68		17	417	38	28	2 x 80 878 550 + 80 906 306
125	0 - 112	60	40	100	98	460	68		17	487	38	28	2 x 80 878 550 + 80 906 306
125	0 - 147	60	40	100	98	530	68		17	557	38	28	2 x 80 878 550 + 80 906 306
125	0 - 182	60	40	100	98	600	68		17	627	38	28	2 x 80 878 550 + 80 906 306
125	0 - 217	60	40	100	98	670	68		17	697	38	28	2 x 80 878 550 + 80 906 306
125	0 - 252	60	40	100	98	740	68		17	767	38	28	2 x 80 878 550 + 80 906 306

## System jaws overview

### Indexable jaw, grip 3 mm, movable

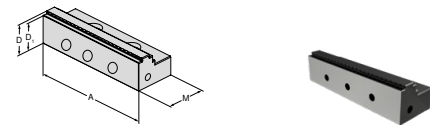
▲ Price per piece



For vice width	A	A <sub>1</sub>	D	D <sub>1</sub>	D <sub>2</sub>	E	M	M <sub>1</sub>	M <sub>2</sub>	£	Y4	NCG	H5G / -S / -Z	X5G-Z / -S	ESG 4	ESG 5	ESG mini	HDG 2	ZSG 4	ZSG mini	DSG 4	MSG 2	Verso	HSG		
125	125		40	37			66			205.00					●	●						●				
											<b>80 901 303</b>															

### Indexable jaw, grip 3 mm, movable

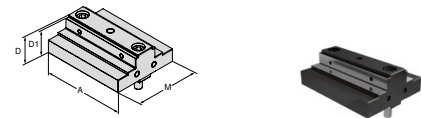
▲ Price per piece



For vice width	A	A <sub>1</sub>	D	D <sub>1</sub>	D <sub>2</sub>	E	M	M <sub>1</sub>	M <sub>2</sub>	£	Y4	NCG	H5G / -S / -Z	X5G-Z / -S	ESG 4	ESG 5	ESG mini	HDG 2	ZSG 4	ZSG mini	DSG 4	MSG 2	Verso	HSG		
80	80		28	25			40			124.00					●	●				●		●				
											<b>80 878 810</b>															

### Centre jaw, grip

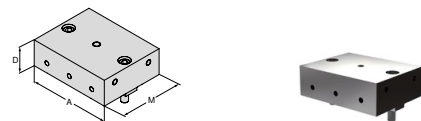
▲ Price per piece



For vice width	A	A <sub>1</sub>	D	D <sub>1</sub>	D <sub>2</sub>	E	M	M <sub>1</sub>	M <sub>2</sub>	£	Y4	NCG	H5G / -S / -Z	X5G-Z / -S	ESG 4	ESG 5	ESG mini	HDG 2	ZSG 4	ZSG mini	DSG 4	MSG 2	Verso	HSG		
80	80		28	25			72			255.00																
125	125		40	37			98			333.00												●				
											<b>80 906 300</b>															
											<b>80 906 304</b>															

### Centre jaw, smooth

▲ Price per piece


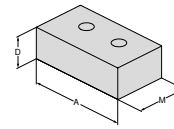


For vice width	A	A <sub>1</sub>	D	D <sub>1</sub>	D <sub>2</sub>	E	M	M <sub>1</sub>	M <sub>2</sub>	£	Y4	NCG	H5G / -S / -Z	X5G-Z / -S	ESG 4	ESG 5	ESG mini	HDG 2	ZSG 4	ZSG mini	DSG 4	MSG 2	Verso	HSG		
80	80		28				72			196.00																
125	125		40				98			291.00												●				
											<b>80 906 301</b>															
											<b>80 906 305</b>															

## System jaws overview

### Alu jaw, movable

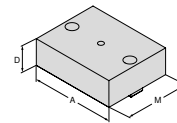
- ▲ for producing shaped jaws
- ▲ Price per piece



For vice width	A	A <sub>1</sub>	D	D <sub>1</sub>	D <sub>2</sub>	E	M	M <sub>1</sub>	M <sub>2</sub>	£	Y4	NCG	H5G / -S / -Z	X5G-Z / -S	ESG 4	ESG 5	ESG mini	HDG 2	ZSG 4	ZSG mini	DSG 4	MSG 2	Verso	HSG
80	80		28				48			79.00	80 878 850				●	●			●		●			
125	125		40				68			90.00	80 878 550				●							●		

### Centre jaw, Alu

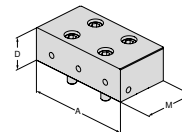
- ▲ for producing shaped jaws
- ▲ Price per piece



For vice width	A	A <sub>1</sub>	D	D <sub>1</sub>	D <sub>2</sub>	E	M	M <sub>1</sub>	M <sub>2</sub>	£	Y4	NCG	H5G / -S / -Z	X5G-Z / -S	ESG 4	ESG 5	ESG mini	HDG 2	ZSG 4	ZSG mini	DSG 4	MSG 2	Verso	HSG
80	80		28				72			71.00	80 906 302											●		
125	125		40				98			96.00	80 906 306											●		

### Block jaw, movable


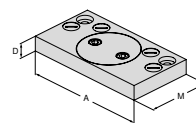
- ▲ Price per piece



For vice width	A	A <sub>1</sub>	D	D <sub>1</sub>	D <sub>2</sub>	E	M	M <sub>1</sub>	M <sub>2</sub>	£	Y4	NCG	H5G / -S / -Z	X5G-Z / -S	ESG 4	ESG 5	ESG mini	HDG 2	ZSG 4	ZSG mini	DSG 4	MSG 2	Verso	HSG
80	80		28				40			223.00	80 901 31300				●	●			●		●			
125	125		40				66			314.00	80 901 31500				●							●		

### Pendulum jaw, movable

- ▲ Price per piece



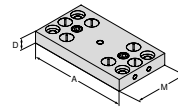
For vice width	A	A <sub>1</sub>	D	D <sub>1</sub>	D <sub>2</sub>	E	M	M <sub>1</sub>	M <sub>2</sub>	£	Y4	NCG	H5G / -S / -Z	X5G-Z / -S	ESG 4	ESG 5	ESG mini	HDG 2	ZSG 4	ZSG mini	DSG 4	MSG 2	Verso	HSG
80	125		19				76			375.00	80 878 870								●		●			
125	180		22				95			390.00	80 878 570				●				●		●			



## System jaws overview

### Centre jaw adapter plate, fixed


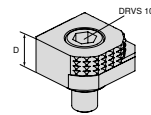
▲ Price per piece



For vice width	A	A <sub>1</sub>	D	D <sub>1</sub>	D <sub>2</sub>	E	M	M <sub>1</sub>	M <sub>2</sub>	£	Y4	NCG	H5G / -S / -Z	X5G-Z / -S	ESG 4	ESG 5	ESG mini	HDG 2	ZSG 4	ZSG mini	DSG 4	MSG 2	Verso	HSG	
80	125		19				72			267.00															
125	180		22				98			317.00												●			

### 6 function indexable jaw


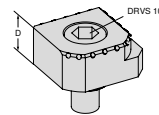
- ▲ 1 = Smooth, carbide coated
- ▲ 2 = Grip with 3 mm step
- ▲ 3 = Grip with 8 mm step
- ▲ 4 = Grip with 18 mm step
- ▲ 5 = Rough grip with 8 mm step
- ▲ 6 = Round grip
- ▲ M<sub>max</sub> = 60 Nm
- ▲ Including fixation screws



For vice width	A	A <sub>1</sub>	D	D <sub>1</sub>	D <sub>2</sub>	E	M	M <sub>1</sub>	M <sub>2</sub>	£	Y4	NCG	H5G / -S / -Z	X5G-Z / -S	ESG 4	ESG 5	ESG mini	HDG 2	ZSG 4	ZSG mini	DSG 4	MSG 2	Verso	HSG	
			18							74.00			●	●	●	●	●			●		●		●	

### 6x indexable jaw, carbide grip

- ▲ 1 = Smooth
- ▲ 2 = Carbide grip
- ▲ 3 = Carbide grip with 3 mm step
- ▲ 4 = Carbide grip with 8 mm step
- ▲ 5 = Round carbide grip with 8 mm step
- ▲ 6 = Round carbide grip
- ▲ Incl. fixing screws




For vice width	A	A <sub>1</sub>	D	D <sub>1</sub>	D <sub>2</sub>	E	M	M <sub>1</sub>	M <sub>2</sub>	£	Y4	NCG	H5G / -S / -Z	X5G-Z / -S	ESG 4	ESG 5	ESG mini	HDG 2	ZSG 4	ZSG mini	DSG 4	MSG 2	Verso	HSG	
			18							107.00			●	●	●	●	●			●		●		●	

## System accessories overview

### Plastic protection plugs

DSG  
4



## Single and multiple vices

Vertical, internal teeth as protection against damage. Smooth workpiece support. Optimum utilisation of the machine capacity. Modular principle, also suitable for plate clamping up to 50 kN.

### Your benefits:

- ▲ Plate and large part clamping
- ▲ Workpiece support on smooth surface
- ▲ Ergonomic adjustable jaws
- ▲ Quick changeover
- ▲ Clamping rails can be extended with overarching connecting element

### MSG 2 – Fast setup and easy clamping for large workpieces



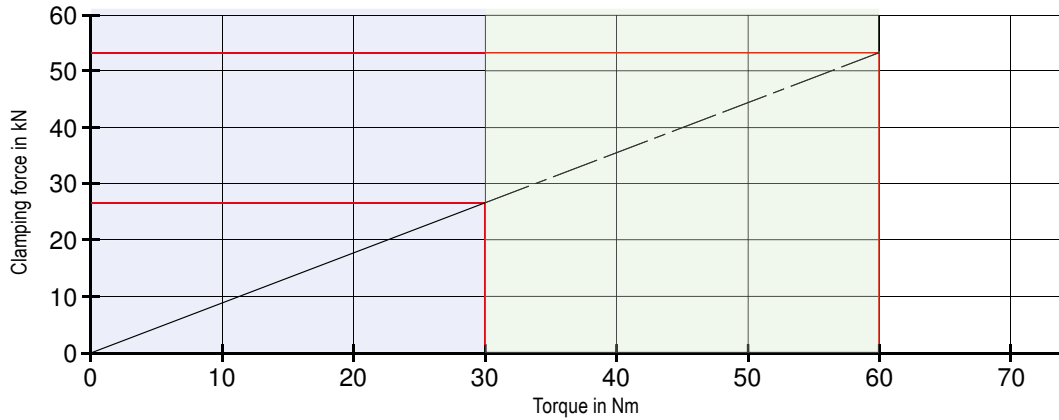
Using stop jaws and MSG 2 base bodies with reversible-adjusting jaws workpieces which are approximately the size of the table can be clamped with up to 50 kN clamping force quickly and safely.

Clamping force:

Standard multiple vice range



Extended range only for single vice



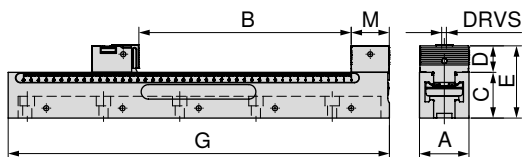
Maximum clamping force with **Multi vice** for MSG 2 40, 65 and 90 mm. 27 kN per tie point corresponding to 30 Nm tightening force.

Maximum clamping force with **single vice** for MSG 2 40, 65 and 90 mm. 50 kN corresponding to 60 Nm tightening force.

## PolyClamp – MSG 2

- ▲ Multiple clamping base body 65 mm
- ▲ with internal teeth
- ▲ for single and multi-clamping
- ▲ Intermediate plate for mounting with MNG possible

MSG  
2



A	B	C <sub>-0.01</sub>	D	E	G	M	DRVS	MXC	WT	80 887 ...
mm	mm	mm	mm	mm	mm	mm	mm	kN	kg	£
65	7 - 108	60	34,8	94,8	220	50	8	0 - 50	4.1	Y4 794.00 226
65	7 - 208	60	34,8	94,8	320	50	8	0 - 50	5.7	903.00 326
65	7 - 288	60	34,8	94,8	400	50	8	0 - 50	7.3	1,074.00 406
65	7 - 388	60	34,8	94,8	500	50	8	0 - 50	9.2	1,197.00 506
65	7 - 538	60	34,8	94,8	650	50	8	0 - 50	11.8	1,691.00 656

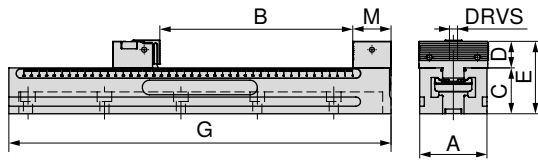
Vice guide

Underside Dimensions	126	Structural dimension tables for the different jaws	127
System accessories	128–131	General accessories	181–201

## PolyClamp – MSG 2

- ▲ Multiple clamping base body 90 mm
- ▲ with internal teeth
- ▲ for single and multi-clamping
- ▲ Intermediate plate for mounting with MNG possible

MSG  
2

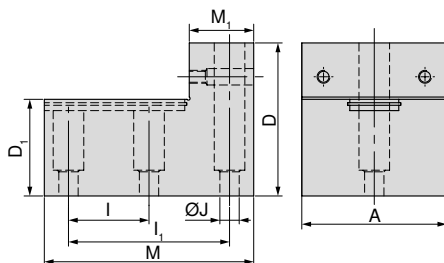


A mm	B mm	C <sub>-0.01</sub> mm	D mm	E mm	G mm	M mm	DRVS mm	MXC kN	WT kg	80 887 ...	
										£ Y4	
90	7 - 288	60	34,8	94,8	400	50	8	0 - 50	10.5	1,178.00	409
90	7 - 388	60	34,8	94,8	500	50	8	0 - 50	13.2	1,349.00	509
90	7 - 488	60	34,8	94,8	600	50	8	0 - 50	15.9	1,520.00	609
90	7 - 538	60	34,8	94,8	650	50	8	0 - 50	16.9	1,691.00	659

## Stop jaw, fixed

- ▲ for clamping of large plates and workpieces
- ▲ Price per piece

MSG  
2



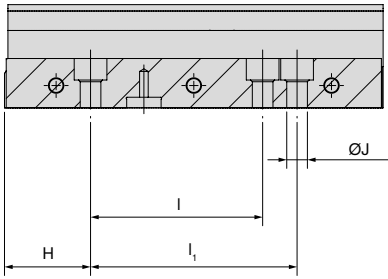
A mm	D mm	D <sub>1</sub> mm	I <sub>±0.015</sub> mm	I <sub>1 ±0.015</sub> mm	J <sub>F7</sub> mm	M mm	M <sub>1</sub> mm	80 888 ...	
								£ Y4	
65	95	60	50	100	12	130	40	539.00	655
90	95	60	50	100	12	130	40	594.00	905

### Vice guide

Underside Dimensions	126	Structural dimension tables for the different jaws	127
System accessories	128–131	General accessories	181–201

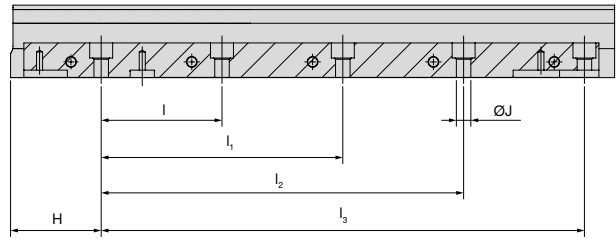
## MSG 2 underside dimensions

Base width 65 mm and length 220 mm



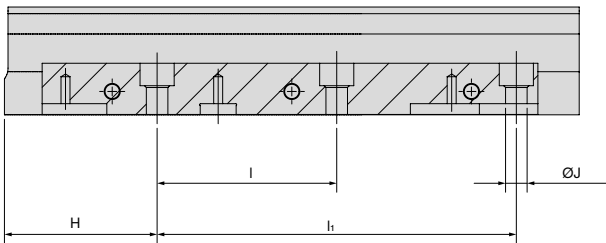
H $\pm 0,02$ mm	l $\pm 0,02$ mm	l <sub>1</sub> $\pm 0,02$ mm	J $F_7$ mm
50	100	120	12

Base width 65 mm and 90 mm, length 500 mm



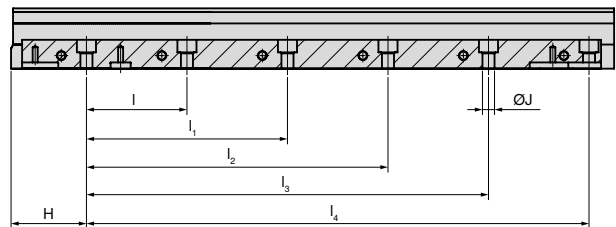
H $\pm 0,02$ mm	l $\pm 0,02$ mm	l <sub>1</sub> $\pm 0,02$ mm	l <sub>2</sub> $\pm 0,02$ mm	l <sub>3</sub> $\pm 0,02$ mm	J $F_7$ mm
75	100	200	300	400	12

Base width 65 mm and length 320 mm



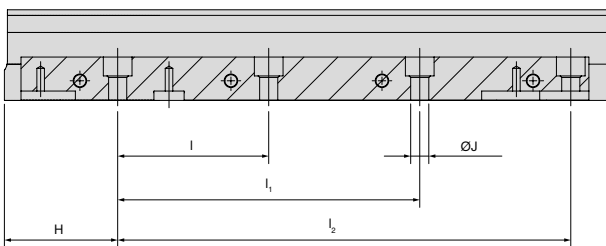
H $\pm 0,02$ mm	l $\pm 0,02$ mm	l <sub>1</sub> $\pm 0,02$ mm	J $F_7$ mm
85	100	200	12

Base width 90 mm and length 600 mm



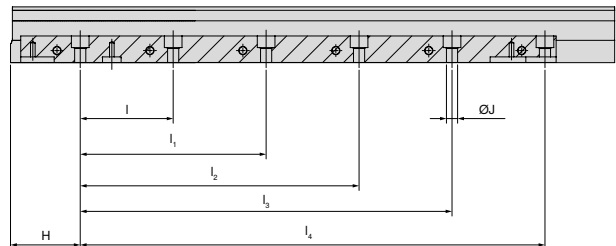
H $\pm 0,02$ mm	l $\pm 0,02$ mm	l <sub>1</sub> $\pm 0,02$ mm	l <sub>2</sub> $\pm 0,02$ mm	l <sub>3</sub> $\pm 0,02$ mm	l <sub>4</sub> $\pm 0,02$ mm	J $F_7$ mm
75	100	200	300	400	500	12

Base width 65 mm and 90 mm, length 400 mm



H $\pm 0,02$ mm	l $\pm 0,02$ mm	l <sub>1</sub> $\pm 0,02$ mm	l <sub>2</sub> $\pm 0,02$ mm	J $F_7$ mm
75	100	200	300	12

Base width 65 mm and 90 mm, length 650 mm

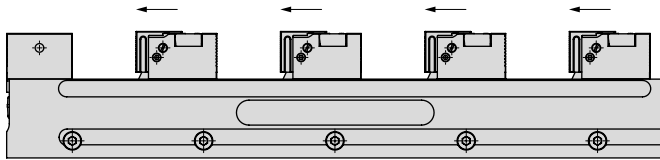


H $\pm 0,02$ mm	l $\pm 0,02$ mm	l <sub>1</sub> $\pm 0,02$ mm	l <sub>2</sub> $\pm 0,02$ mm	l <sub>3</sub> $\pm 0,02$ mm	l <sub>4</sub> $\pm 0,02$ mm	J $F_7$ mm
75	100	200	300	400	500	12

## MSG 2 structural dimension table for the different jaws

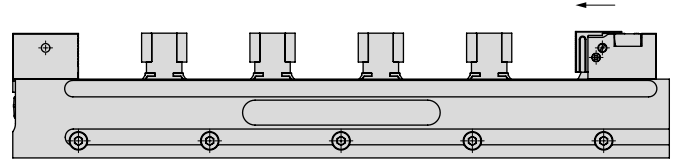
The spans are valid for use when using adjustment jaws without jaws and can therefore be reduced depending on the application.

Clamping with fixed and adjustable jaws



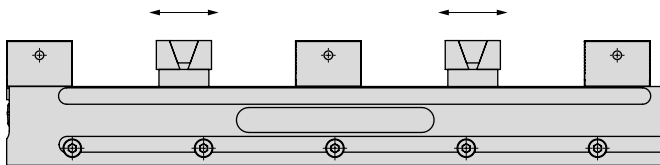
MSG 2	Standard multiple vice range							
	1	2	3	4	5	6	7	8
220	108	23						
320	208	73	28	5				
400	288	113	54	25	8			
500	388	163	88	50	28	13		
600	488	213	121	75	48	29	16	
650	538	238	138	88	58	38	23	

Clamping with fixed jaw, intermediate jaws incl. top jaws and one adjustable jaw



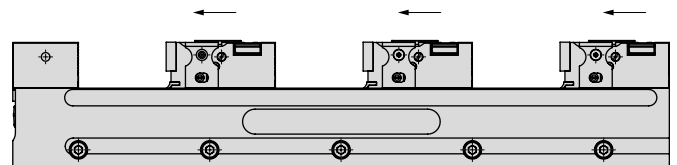
MSG 2	Standard multiple vice range									
	1	2	3	4	5	6	7	8	9	10
220	108	36	12							
320	208	87	45	25	13	5				
400	288	126	72	45	29	18	11	5		
500	388	176	106	70	49	35	25	17	11	7
600	488	226	139	95	69	52	39	30	23	17
650	538	251	155	108	79	60	46	36	28	22

Clamping with fixed and wedge jaws



MSG 2	Standard multiple vice range				
	2	4	6	8	10
220	39	-	-	-	-
320	89	22	-	-	-
400	129	42	12	-	-
500	179	67	29	10	-
600	229	92	46	23	9
650	254	104	54	29	14

Clamping with fixed, adjustable and base jaws with guide

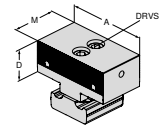


MSG 2	Standard multiple vice range					
	1	2	3	4	5	6
220	86	-	-	-	-	-
320	186	51	6	-	-	-
400	266	91	33	4	-	-
500	366	141	66	29	6	-
600	466	191	99	54	26	8
650	516	216	116	66	36	16

## System jaws overview

### Reversible jaw set, short

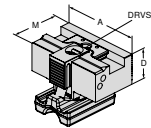
- ▲ with indexing teeth
- ▲ profiled clamping surfaces
- ▲ Price per piece



For vice width	A	A <sub>1</sub>	D	D <sub>1</sub>	D <sub>2</sub>	E	M	M <sub>1</sub>	M <sub>2</sub>	£	Y4	NCG	H5G / -S / -Z	X5G-Z / -S	ESG 4	ESG 5	ESG mini	HDG 2	ZSG 4	ZSG mini	DSG 4	MSG 2	Verso	HSG	
65	40		34,8				50			268.00	80 888 401														
65	65		34,8				50			268.00	80 888 651												●		
90	90		34,8				50			292.00	80 888 901												●		

### Reversible adjustable jaw profiled

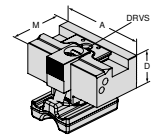
- ▲ for workpiece clamping and positioning of the next workpiece
- ▲ 4 mm stroke
- ▲ suitable for 65 and 90 mm width
- ▲ price per piece



For vice width	A	A <sub>1</sub>	D	D <sub>1</sub>	D <sub>2</sub>	E	M	M <sub>1</sub>	M <sub>2</sub>	£	Y4	NCG	H5G / -S / -Z	X5G-Z / -S	ESG 4	ESG 5	ESG mini	HDG 2	ZSG 4	ZSG mini	DSG 4	MSG 2	Verso	HSG	
65	40		34,8				61,5			372.00	80 888 403												●		
65	65		34,8				61,5			372.00	80 888 653												●		
90	90		34,8				61,5			405.00	80 888 903												●		

### Reversible adjustable jaw with a pyramid profile

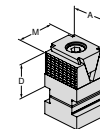
- ▲ for workpiece clamping and positioning of the next workpiece
- ▲ 4 mm stroke
- ▲ suitable for 65 and 90 mm width
- ▲ price per piece



For vice width	A	A <sub>1</sub>	D	D <sub>1</sub>	D <sub>2</sub>	E	M	M <sub>1</sub>	M <sub>2</sub>	£	Y4	NCG	H5G / -S / -Z	X5G-Z / -S	ESG 4	ESG 5	ESG mini	HDG 2	ZSG 4	ZSG mini	DSG 4	MSG 2	Verso	HSG	
65	40		34,8				61,5			427.00	80 888 404												●		
65	65		34,8				61,5			427.00	80 888 654												●		
90	90		34,8				61,5			458.00	80 888 904												●		

### Wedge jaw

- ▲ with grip clamping surface
- ▲ 5.5 mm stroke
- ▲ including support and clamp
- ▲ Price per piece

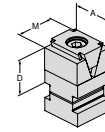


For vice width	A	A <sub>1</sub>	D	D <sub>1</sub>	D <sub>2</sub>	E	M	M <sub>1</sub>	M <sub>2</sub>	£	Y4	NCG	H5G / -S / -Z	X5G-Z / -S	ESG 4	ESG 5	ESG mini	HDG 2	ZSG 4	ZSG mini	DSG 4	MSG 2	Verso	HSG	
65	40		35				40			182.00	80 888 408												●		

## System jaws overview

### Wedge jaw

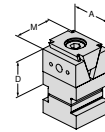
- ▲ with a smooth clamping surface
- ▲ 5.5 mm stroke
- ▲ including support and clamp
- ▲ Price per piece



For vice width	A	A <sub>1</sub>	D	D <sub>1</sub>	D <sub>2</sub>	E	M	M <sub>1</sub>	M <sub>2</sub>	£	Y4	NCG	H5G / -S / -Z	X5G-Z / -S	ESG 4	ESG 5	ESG mini	HDG 2	ZSG 4	ZSG mini	DSG 4	MSG 2	Verso	HSG	
40			35				40			182.00													●		
											<b>80 888 405</b>														

### Wedge jaw

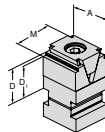
- ▲ with a smooth clamping surface and 2 M4 + 1x M6 threaded holes
- ▲ 5.5 mm stroke
- ▲ including support and clamp
- ▲ Price per piece



For vice width	A	A <sub>1</sub>	D	D <sub>1</sub>	D <sub>2</sub>	E	M	M <sub>1</sub>	M <sub>2</sub>	£	Y4	NCG	H5G / -S / -Z	X5G-Z / -S	ESG 4	ESG 5	ESG mini	HDG 2	ZSG 4	ZSG mini	DSG 4	MSG 2	Verso	HSG	
65	40		35				40			182.00													●		
											<b>80 888 407</b>														

### Wedge grip jaw, 3 mm

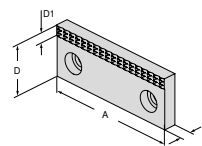
- ▲ including support and clamp
- ▲ Price per piece



For vice width	A	A <sub>1</sub>	D	D <sub>1</sub>	D <sub>2</sub>	E	M	M <sub>1</sub>	M <sub>2</sub>	£	Y4	NCG	H5G / -S / -Z	X5G-Z / -S	ESG 4	ESG 5	ESG mini	HDG 2	ZSG 4	ZSG mini	DSG 4	MSG 2	Verso	HSG	
65	40		35	32			40			182.00													●		
											<b>80 888 51000</b>														

### Jaw, grip

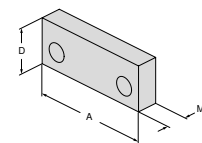
- ▲ Price per piece



For vice width	A	A <sub>1</sub>	D	D <sub>1</sub>	D <sub>2</sub>	E	M	M <sub>1</sub>	M <sub>2</sub>	£	Y4	NCG	H5G / -S / -Z	X5G-Z / -S	ESG 4	ESG 5	ESG mini	HDG 2	ZSG 4	ZSG mini	DSG 4	MSG 2	Verso	HSG	
65	40		35	7			10			34.00													●		
65	65		35	7			10			38.00													●		
90	90		35	7			10			43.00											●		●		
											<b>80 889 406</b>														
											<b>80 889 656</b>														
											<b>80 889 906</b>														

### Jaw, soft

- ▲ Material: 16MnCr5
- ▲ Price per piece



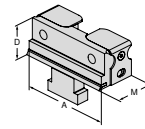
For vice width	A	A <sub>1</sub>	D	D <sub>1</sub>	D <sub>2</sub>	E	M	M <sub>1</sub>	M <sub>2</sub>	£	Y4	NCG	H5G / -S / -Z	X5G-Z / -S	ESG 4	ESG 5	ESG mini	HDG 2	ZSG 4	ZSG mini	DSG 4	MSG 2	Verso	HSG	
65	40		35				16			35.00													●		
65	65		35				16			38.00													●		
90	90		35				16			46.00											●		●		
											<b>80 889 407</b>														
											<b>80 889 657</b>														
											<b>80 889 907</b>														



## System jaws overview

### Top jaw with guide

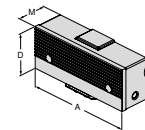
- ▲ for clamping without pull down effect
- ▲ minimum clamping depth of 2.5 mm
- ▲ Price per piece



For vice width	A	A <sub>1</sub>	D	D <sub>1</sub>	D <sub>2</sub>	E	M	M <sub>1</sub>	M <sub>2</sub>	£	Y4	NCG	H5G / -S / -Z	X5G-Z / -S	ESG 4	ESG 5	ESG mini	HDG 2	ZSG 4	ZSG mini	DSG 4	MSG 2	Verso	HSG		
65	40		34,8				39			143.00																
65	65		34,8				39			143.00																
90	90		34,8				39			157.00																

### Top jaw with spring

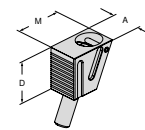
- ▲ One click location
- ▲ for clamping without pull down effect
- ▲ minimum clamping depth of 10 mm
- ▲ Price per piece



For vice width	A	A <sub>1</sub>	D	D <sub>1</sub>	D <sub>2</sub>	E	M	M <sub>1</sub>	M <sub>2</sub>	£	Y4	NCG	H5G / -S / -Z	X5G-Z / -S	ESG 4	ESG 5	ESG mini	HDG 2	ZSG 4	ZSG mini	DSG 4	MSG 2	Verso	HSG		
65	66		35,8				26			118.00																
90	92		35,8				26			123.00																

### Jaw, narrow profiled

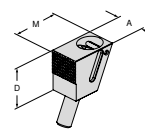
- ▲ Price per piece



For vice width	A	A <sub>1</sub>	D	D <sub>1</sub>	D <sub>2</sub>	E	M	M <sub>1</sub>	M <sub>2</sub>	£	Y4	NCG	H5G / -S / -Z	X5G-Z / -S	ESG 4	ESG 5	ESG mini	HDG 2	ZSG 4	ZSG mini	DSG 4	MSG 2	Verso	HSG	
40 / 65 / 90	22		31				35,3			111.00															

### Jaw, narrow with pyramid profile

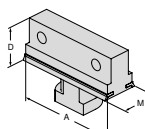
- ▲ Price per piece



For vice width	A	A <sub>1</sub>	D	D <sub>1</sub>	D <sub>2</sub>	E	M	M <sub>1</sub>	M <sub>2</sub>	£	Y4	NCG	H5G / -S / -Z	X5G-Z / -S	ESG 4	ESG 5	ESG mini	HDG 2	ZSG 4	ZSG mini	DSG 4	MSG 2	Verso	HSG	
40 / 65 / 90	22		31				36,3			162.00															

### Central jaw for clamping multiples and single piece machining

- ▲ hardened, pivoting
- ▲ for holding various top jaws
- ▲ price per piece



For vice width	A	A <sub>1</sub>	D	D <sub>1</sub>	D <sub>2</sub>	E	M	M <sub>1</sub>	M <sub>2</sub>	£	Y4	NCG	H5G / -S / -Z	X5G-Z / -S	ESG 4	ESG 5	ESG mini	HDG 2	ZSG 4	ZSG mini	DSG 4	MSG 2	Verso	HSG	
65	65		35				27			135.00															
90	90		35				27			150.00															

## System accessories overview

### Joint

▲ to connect 2 basic bodies

MSG  
2




80 889 ...

£  
Y4  
70.00 002

### Adjustable stop with basic body

▲ for vibration damping

MSG  
2



80 888 ...

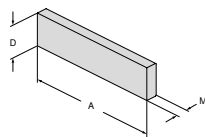
£  
Y4  
226.00 51100

H  
mm  
16

### Cover

▲ Stainless steel, cut to size

MSG  
2



80 889 ...


£  
Y4  
9.00 001

A mm	D mm	M mm
440	32	0,7

### Support

▲ for vibration damping

MSG  
2



80 888 ...

£  
Y4  
55.00 51200  
55.00 51300

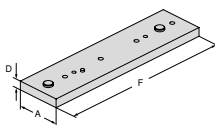
H  
mm  
9 (25)  
14 (30)

### MNG-Intermediate plate for MSG 2

Scope of supply:

Plate including mounting accessories

MSG  
2




80 887 ...

£  
Y4


for width mm	A mm	D mm	F mm	£ Y4	
65 / 90	100	20	400	611.00	400
65 / 90	100	20	500	687.00	500
90	100	20	600	763.00	600
65 / 90	100	20	650	800.00	650

### Adjustable support



The adjustable support is used for stabilisation and vibration damping of large and also long workpieces. The workpiece is placed on workpiece supports and also supported with the adjustable support which damps vibrations. The adjustable support is available in a height of 16 mm. Overall heights of 25 mm and 30 mm can be reached with additional supports of height 9 mm and 14 mm.

Adjustable support **A** with support H = 9 mm **B** (total H = 25 mm). The workpiece rests on the workpiece supports **C** with H = 25 mm and is also supported with the adjustable support (total H = 25 mm) which damps vibrations.



## The all-rounder for workpiece clamping


The new multiple vice enables you to easily clamp many small and large workpieces on a 3-, 4-, or 5-axis machine. Even slimmer jaws have further increased the part thickness.

### Your benefits:

- ▲ Hardened and ground teeth ensure the highest level of precision and dimensional stability
- ▲ Fast jaw changeover system for fixed and adjustable jaws
- ▲ Full modular range for all types of machining centres
- ▲ Multi-clamping with wedge grip elements
- ▲ Extensive modular system jaw range
- ▲ Simple clamping bar extension with connecting element



### Clamping/aligning:



Using T-slots or screws  
Alignment in the T-slot (14, 16, 18 mm) with the matching alignment set for T-slots. For 12 mm T-slot: use two  $\varnothing$  12 cylinder pins.



Using clamping claws  
Alignment set and clamping using clamping claws attached at the side.



Using grid holes  
Position and fasten the workpieces using two  $\varnothing$ 12f7 / M12 dowel screws in the first and last holes of the clamping bar. Additional fastening using M12 cylindrical screws in the remaining holes.

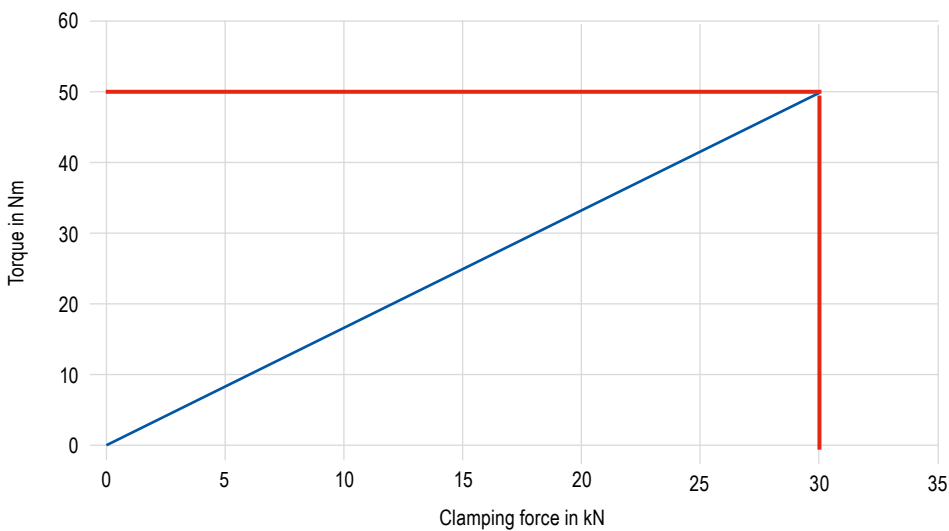
### Clamping/aligning:



With a zero point clamping system  
The clamping bar is equipped with MNG interfaces that enable MNG clamping bolts to be attached (up to a base body length of 500 mm = 2 clamping bolts / from 600 mm upwards = 3 clamping bolts).


### Clamping force:

#### Verso tightening torque/clamping force

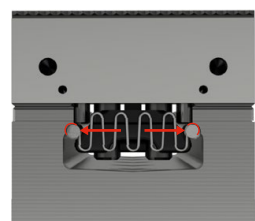


### Quick jaw change for fixed and adjustable jaws

The Verso multiple vice is equipped with a quick jaw change system as standard. Simply use the two screws to release, remove or reposition the fixed and adjustable jaw. The jaws are removed in an upwards direction, allowing each jaw to be removed individually, without taking out any others. This reduces the set-up time significantly.



Release position



Clamping position



Undo screws




Take off and insert



Tighten screws

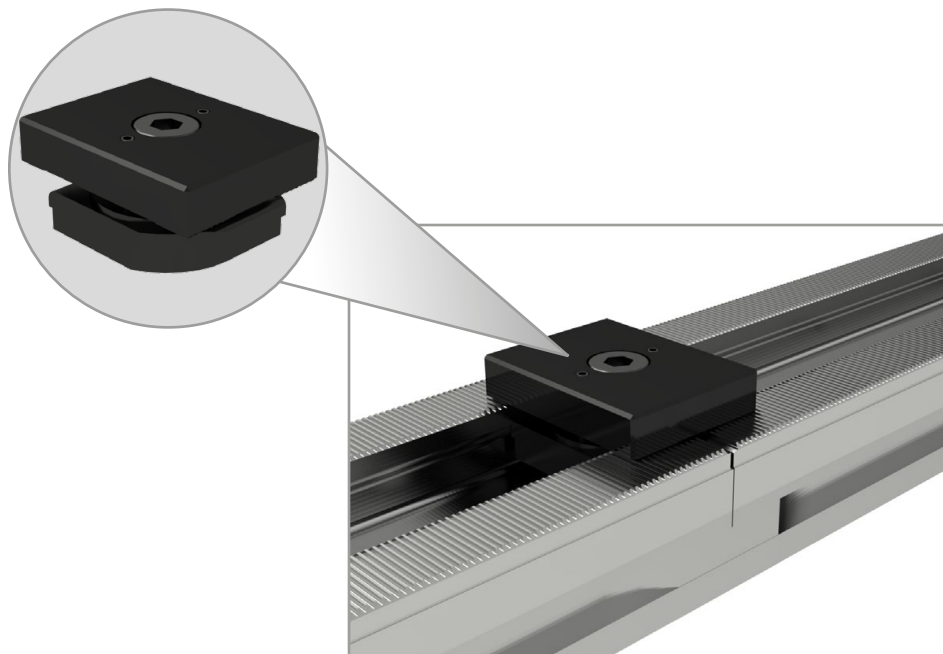
## Quick jaw change

The fixed and adjustable jaws of the Verso multiple vice system are equipped with a quick jaw change system as standard. Two screws can be used to release and change the jaw, making jaw changes extremely quick.



## Connecting the clamping bars

A connecting element allows two or more Verso clamping bars to be combined with one another or extended.

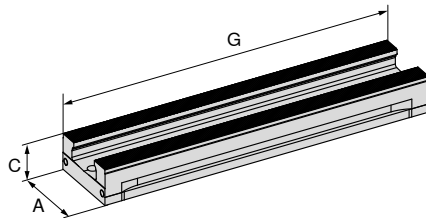


# PolyClamp – Verso

- ▲ For single and multi-clamping
- ▲ Multi-clamping with wedge grip elements
- ▲ Workpieces can be clamped on 3-, 4- or 5-axis machine
- ▲ Adapter plates for MNG available

**Scope of supply:**

Body without jaws



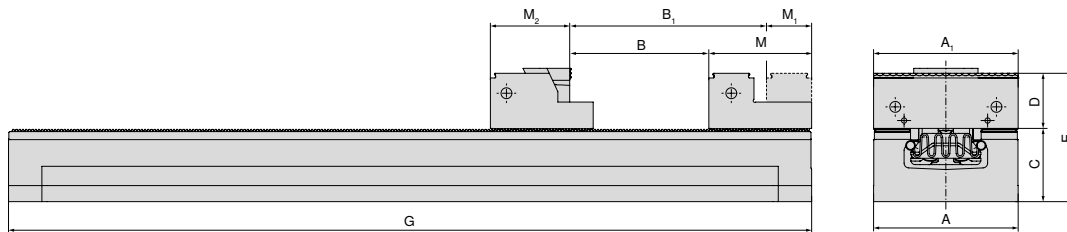
**NEW**

**80 914 ...**

A	C <sub>-0.01</sub>	G	MXC	WT	
mm	mm	mm	kN	kg	
90	45	260	0 - 50	5.0	£ 737.00 09000
90	45	400	0 - 50	7.7	£ 969.00 09100
90	45	500	0 - 50	9.6	£ 1,169.00 09200
90	45	600	0 - 50	11.5	£ 1,406.00 09300
90	45	650	0 - 50	12.5	£ 1,501.00 09400

## Verso – Structural dimension table

### Clamping rail



A	A <sub>1</sub>	B	B <sub>1</sub>	C	D	E	G	M	M <sub>1</sub>	M <sub>2</sub>
mm	mm	mm	mm	mm	mm	mm	mm	mm	mm	mm
90	40 / 65 / 90	145	181	45	35	80	260	64	28	53,5
90	40 / 65 / 90	285	321	45	35	80	400	64	28	53,5
90	40 / 65 / 90	385	421	45	35	80	500	64	28	53,5
90	40 / 65 / 90	485	521	45	35	80	600	64	28	53,5
90	40 / 65 / 90	535	571	45	35	80	650	64	28	53,5



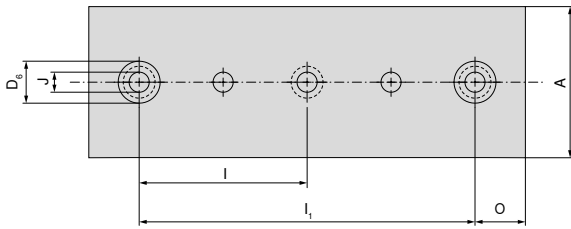
When using the 90 mm pendulum jaw grip and parallel clamping jaws, dimensions B, B<sub>1</sub> and M<sub>2</sub> will differ.

*Vice guide*

Underside Dimensions	136	Overview of clamping ranges	137
System accessories	138–144	General accessories	181–201

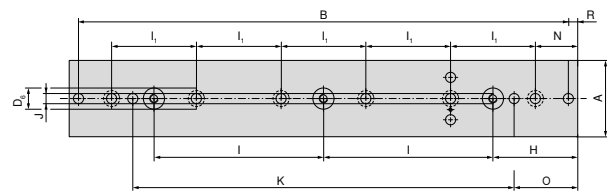
## Verso underside dimensions

Base width 90 mm and length 260 mm



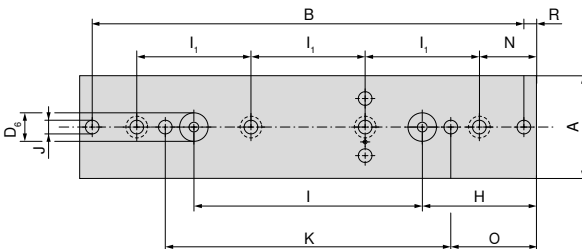
A	D <sub>6</sub> H7	I ±0,015	I <sub>1</sub> ±0,015	J F7	O ±0,015
mm	mm	mm	mm	mm	mm
90	25	100	200	12	30

Base width 90 mm and length 600 mm



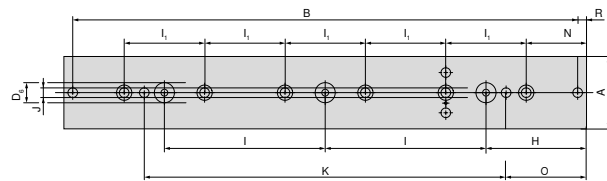
A	B	D <sub>6</sub> H7	H ±0,015	I ±0,015	I <sub>1</sub> ±0,015	J F7	K ±0,015	N	O ±0,015	R
mm	mm	mm	mm	mm	mm	mm	mm	mm	mm	mm
90	578	25	100	200	100	12	450	50	75	11

Base width 90 mm and length 400 mm



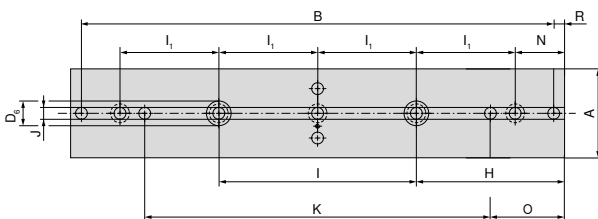
A	B	D <sub>6</sub> H7	H ±0,015	I ±0,015	I <sub>1</sub> ±0,015	J F7	K ±0,015	N	O ±0,015	R
mm	mm	mm	mm	mm	mm	mm	mm	mm	mm	mm
90	378	25	100	200	100	12	250	50	75	11

Base width 90 mm and length 650 mm



A	B	D <sub>6</sub> H7	H ±0,015	I ±0,015	I <sub>1</sub> ±0,015	J F7	K ±0,015	N	O ±0,015	R
mm	mm	mm	mm	mm	mm	mm	mm	mm	mm	mm
90	628	25	125	200	100	12	450	75	100	11

Base width 90 mm and length 500 mm

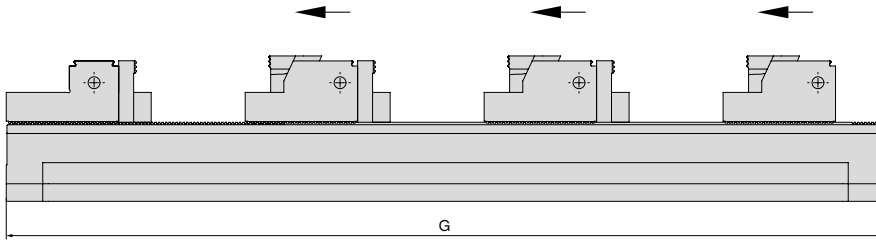


A	B	D <sub>6</sub> H7	H ±0,015	I ±0,015	I <sub>1</sub> ±0,015	J F7	K ±0,015	N	O ±0,015	R
mm	mm	mm	mm	mm	mm	mm	mm	mm	mm	mm
90	478	25	150	200	100	12	350	50	75	11

## Verso – Overview of clamping ranges

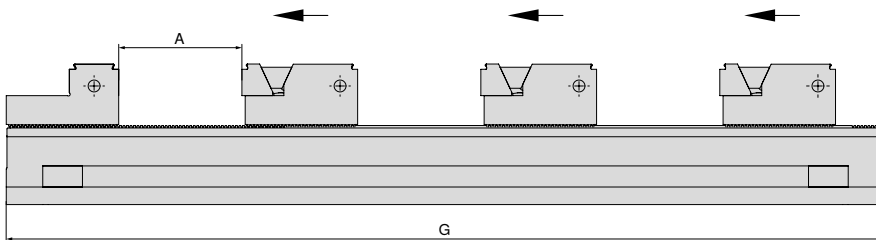
The clamping range shows the max. workpiece size depending on the number of clamping points for the individual clamping bar lengths.

### Adjustable jaws with 40 mm pull-down jaw grip



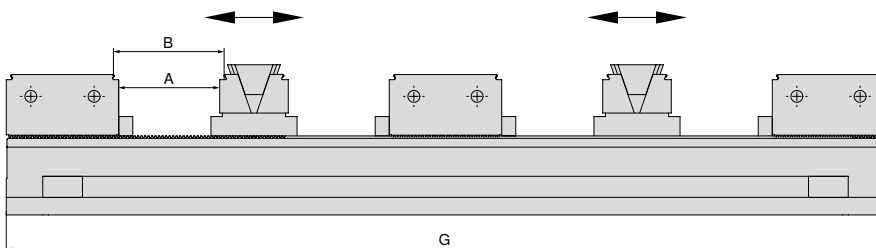
G mm	Number of workpieces							Article no. Vices
	1	2	3	4	5	6	7	
260	134	36	–	–	–	–	–	<b>80 914 09000</b>
400	274	106	50	22	–	–	–	<b>80 914 09100</b>
500	374	156	82	45	24	–	–	<b>80 914 09200</b>
600	474	206	116	72	44	26	–	<b>80 914 09300</b>
650	524	230	135	84	54	34	20	<b>80 914 09400</b>

### Adjustable jaws with parallel clamping jaws



G mm	Number of workpieces									Article no. Vices
	1 A	2 A	3 A	4 A	5 A	6 A	7 A	8 A	9 A	
260	175	59	–	–	–	–	–	–	–	<b>80 914 09000</b>
400	315	129	67	27	10	–	–	–	–	<b>80 914 09100</b>
500	415	179	100	61	30	15	–	–	–	<b>80 914 09200</b>
600	515	229	133	86	57	32	19	10	–	<b>80 914 09300</b>
650	565	254	150	98	67	46	26	16	8	<b>80 914 09400</b>

### With wedge grip elements



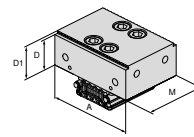
G mm	Number of workpieces								Article no. Vices
	2		4		6		8		
	A	B	A	B	A	B	A	B	
260	45	50	–	–	–	–	–	–	<b>80 914 09000</b>
400	115	120	31	36	–	–	–	–	<b>80 914 09100</b>
500	165	170	56	61	19	24	–	–	<b>80 914 09200</b>
600	215	220	81	86	36	41	14	19	<b>80 914 09300</b>
650	240	245	93	98	44	49	20	25	<b>80 914 09400</b>



## System jaws overview

### Stop jaw, fixed, grip 2,9 mm

▲ Price per piece



For vice width	A	A <sub>1</sub>	D	D <sub>1</sub>	D <sub>2</sub>	E	M	M <sub>1</sub>	M <sub>2</sub>
90	90		32	34,9			64		

£ 314.00

NEW


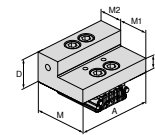
Y4

80 914 31800

NCG	H5G / -S / -Z	X5G-Z / -S	ESG 4	ESG 5	ESG mini	HDG 2	ZSG 4	ZSG mini	DSG 4	MSG 2	Verzo	HSG
											●	

### Indexable jaw, fixed, smooth

▲ Price per piece



For vice width	A	A <sub>1</sub>	D	D <sub>1</sub>	D <sub>2</sub>	E	M	M <sub>1</sub>	M <sub>2</sub>
90	90		34,9	17			64	35,9	28,1

£ 333.00

NEW

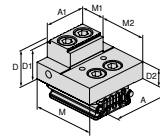
Y4

80 914 32000

NCG	H5G / -S / -Z	X5G-Z / -S	ESG 4	ESG 5	ESG mini	HDG 2	ZSG 4	ZSG mini	DSG 4	MSG 2	Verzo	HSG
											●	

### Stop jaw, fixed, grip 2,9 mm

▲ Price per piece



For vice width	A	A <sub>1</sub>	D	D <sub>1</sub>	D <sub>2</sub>	E	M	M <sub>1</sub>	M <sub>2</sub>
90	65		34,9	32	17		64	28,1	35,9
90	65	40	34,9	32	17		64	28,1	35,9
90	90		34,9	32	17		64	28,1	35,9

£ 323.00

312.00

333.00

NEW

Y4

80 914 31100

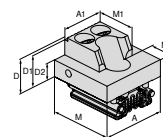
80 914 31000

80 914 31200

NCG	H5G / -S / -Z	X5G-Z / -S	ESG 4	ESG 5	ESG mini	HDG 2	ZSG 4	ZSG mini	DSG 4	MSG 2	Verzo	HSG
											●	
											●	
											●	

### Reversible adjustable jaw profiled, grip 2,9 mm

▲ Price per piece



For vice width	A	A <sub>1</sub>	D	D <sub>1</sub>	D <sub>2</sub>	E	M	M <sub>1</sub>	M <sub>2</sub>
90	65		34,9	32	17		64	42	22
90	65	40	34,9	32	17		64	42	22
90	90		34,9	32	17		64	42	22

£ 323.00

312.00

333.00

NEW

Y4

80 914 31400

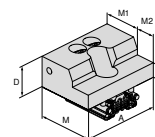
80 914 31300

80 914 31500

NCG	H5G / -S / -Z	X5G-Z / -S	ESG 4	ESG 5	ESG mini	HDG 2	ZSG 4	ZSG mini	DSG 4	MSG 2	Verzo	HSG
											●	
											●	
											●	

### Reversible adjustable jaw, smooth

▲ Price per piece



For vice width	A	A <sub>1</sub>	D	D <sub>1</sub>	D <sub>2</sub>	E	M	M <sub>1</sub>	M <sub>2</sub>
90	90		34,9	17			64	42	22

£ 333.00

NEW

Y4

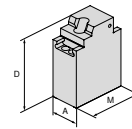
80 914 31600

NCG	H5G / -S / -Z	X5G-Z / -S	ESG 4	ESG 5	ESG mini	HDG 2	ZSG 4	ZSG mini	DSG 4	MSG 2	Verzo	HSG
											●	

## System jaws overview

### Reversible adjustable jaw, high

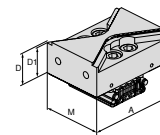
▲ Price per piece



For vice width	A	A <sub>1</sub>	D	D <sub>1</sub>	D <sub>2</sub>	E	M	M <sub>1</sub>	M <sub>2</sub>	£	NEW	Y4	NCG	H5G / -S / -Z	X5G-Z / -S	ESG 4	ESG 5	ESG mini	HDG 2	ZSG 4	ZSG mini	DSG 4	MSG 2	Versto	HSG		
90	65		165				124			1,112.00																●	
												80 914 31700															

### Prismatic jaw, smooth, grip 2,9 mm


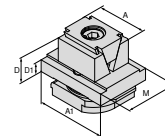
▲ Price per piece



For vice width	A	A <sub>1</sub>	D	D <sub>1</sub>	D <sub>2</sub>	E	M	M <sub>1</sub>	M <sub>2</sub>	£	NEW	Y4	NCG	H5G / -S / -Z	X5G-Z / -S	ESG 4	ESG 5	ESG mini	HDG 2	ZSG 4	ZSG mini	DSG 4	MSG 2	Versto	HSG		
90	90		34,9	32			64			333.00																●	
												80 914 31900															

### Wedge jaw

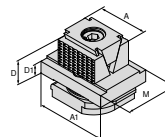
▲ Price per piece



For vice width	A	A <sub>1</sub>	D	D <sub>1</sub>	D <sub>2</sub>	E	M	M <sub>1</sub>	M <sub>2</sub>	£	NEW	Y4	NCG	H5G / -S / -Z	X5G-Z / -S	ESG 4	ESG 5	ESG mini	HDG 2	ZSG 4	ZSG mini	DSG 4	MSG 2	Versto	HSG		
90	40	65	35	11			49			318.00																●	
90	40	65	39	11			49			217.00																●	
												80 914 32100															
												80 914 32400															

### Wedge grip jaw

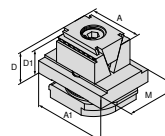
▲ Price per piece



For vice width	A	A <sub>1</sub>	D	D <sub>1</sub>	D <sub>2</sub>	E	M	M <sub>1</sub>	M <sub>2</sub>	£	NEW	Y4	NCG	H5G / -S / -Z	X5G-Z / -S	ESG 4	ESG 5	ESG mini	HDG 2	ZSG 4	ZSG mini	DSG 4	MSG 2	Versto	HSG		
90	40	65	35	11			49			340.00																●	
90	40	65	39	11			49			217.00																●	
												80 914 32200															
												80 914 32500															

### Wedge grip jaw, 3 mm

▲ Price per piece

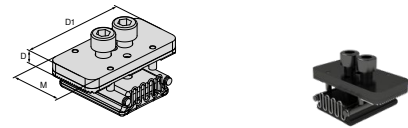


For vice width	A	A <sub>1</sub>	D	D <sub>1</sub>	D <sub>2</sub>	E	M	M <sub>1</sub>	M <sub>2</sub>	£	NEW	Y4	NCG	H5G / -S / -Z	X5G-Z / -S	ESG 4	ESG 5	ESG mini	HDG 2	ZSG 4	ZSG mini	DSG 4	MSG 2	Versto	HSG		
90	40	65	35	32			49			340.00																●	
												80 914 32300															

## System jaws overview

### Base jaw

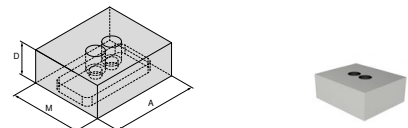
▲ Price per piece



For vice width	A	A <sub>1</sub>	D	D <sub>1</sub>	D <sub>2</sub>	E	M	M <sub>1</sub>	M <sub>2</sub>	£	NEW	Y4	NCG	H5G / -S / -Z	X5G-Z / -S	ESG 4	ESG 5	ESG mini	HDG 2	ZSG 4	ZSG mini	DSG 4	MSG 2	Verso	HSG		
90			9,1	80			40			194.00																●	
													80 914 34100														

### Soft Alu-jaw

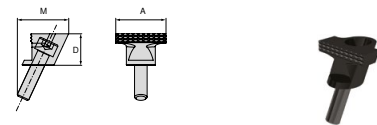
▲ Price per piece



For vice width	A	A <sub>1</sub>	D	D <sub>1</sub>	D <sub>2</sub>	E	M	M <sub>1</sub>	M <sub>2</sub>	£	NEW	Y4	NCG	H5G / -S / -Z	X5G-Z / -S	ESG 4	ESG 5	ESG mini	HDG 2	ZSG 4	ZSG mini	DSG 4	MSG 2	Verso	HSG		
90	90		34,9				75			74.00																●	
													80 914 34200														

### Pull-down jaw, grip

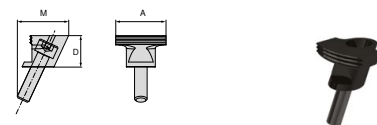
▲ Price per piece



For vice width	A	A <sub>1</sub>	D	D <sub>1</sub>	D <sub>2</sub>	E	M	M <sub>1</sub>	M <sub>2</sub>	£	NEW	Y4	NCG	H5G / -S / -Z	X5G-Z / -S	ESG 4	ESG 5	ESG mini	HDG 2	ZSG 4	ZSG mini	DSG 4	MSG 2	Verso	HSG		
90	40		25				41			96.00																●	
													80 914 32600														

### Pull-down jaw, grip – round

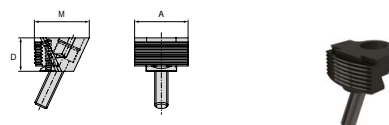
▲ Price per piece



For vice width	A	A <sub>1</sub>	D	D <sub>1</sub>	D <sub>2</sub>	E	M	M <sub>1</sub>	M <sub>2</sub>	£	NEW	Y4	NCG	H5G / -S / -Z	X5G-Z / -S	ESG 4	ESG 5	ESG mini	HDG 2	ZSG 4	ZSG mini	DSG 4	MSG 2	Verso	HSG		
90	40		25				41			108.00																●	
													80 914 32700														

### Parallel clamping jaw, grip – round

▲ Price per piece

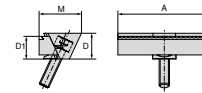


For vice width	A	A <sub>1</sub>	D	D <sub>1</sub>	D <sub>2</sub>	E	M	M <sub>1</sub>	M <sub>2</sub>	£	NEW	Y4	NCG	H5G / -S / -Z	X5G-Z / -S	ESG 4	ESG 5	ESG mini	HDG 2	ZSG 4	ZSG mini	DSG 4	MSG 2	Verso	HSG		
90	40		25				41			200.00																●	
													80 914 32800														

## System jaws overview

### Parallel clamping jaw

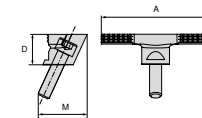
▲ Price per piece



For vice width	A	A <sub>1</sub>	D	D <sub>1</sub>	D <sub>2</sub>	E	M	M <sub>1</sub>	M <sub>2</sub>	£	NEW	Y4	NCG	H5G / -S / -Z	X5G-Z / -S	ESG 4	ESG 5	ESG mini	HDG 2	ZSG 4	ZSG mini	DSG 4	MSG 2	Verso	HSG	
90	40		25	22			41			161.00																
90	65		25	22			41			198.00																
90	90		25	22			41			238.00																

### Pendulum jaw, grip

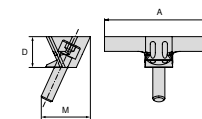
▲ Price per piece



For vice width	A	A <sub>1</sub>	D	D <sub>1</sub>	D <sub>2</sub>	E	M	M <sub>1</sub>	M <sub>2</sub>	£	NEW	Y4	NCG	H5G / -S / -Z	X5G-Z / -S	ESG 4	ESG 5	ESG mini	HDG 2	ZSG 4	ZSG mini	DSG 4	MSG 2	Verso	HSG	
90	90		25				41			166.00																

### Clamping Wedge

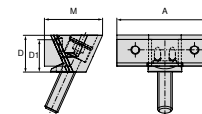
▲ Price per piece



For vice width	A	A <sub>1</sub>	D	D <sub>1</sub>	D <sub>2</sub>	E	M	M <sub>1</sub>	M <sub>2</sub>	£	NEW	Y4	NCG	H5G / -S / -Z	X5G-Z / -S	ESG 4	ESG 5	ESG mini	HDG 2	ZSG 4	ZSG mini	DSG 4	MSG 2	Verso	HSG	
90	90		25				41			183.00																

### Parallel clamping jaw, smooth

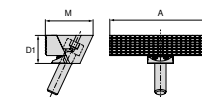
▲ Price per piece



For vice width	A	A <sub>1</sub>	D	D <sub>1</sub>	D <sub>2</sub>	E	M	M <sub>1</sub>	M <sub>2</sub>	£	NEW	Y4	NCG	H5G / -S / -Z	X5G-Z / -S	ESG 4	ESG 5	ESG mini	HDG 2	ZSG 4	ZSG mini	DSG 4	MSG 2	Verso	HSG	
90	40		25	22			41			153.00																
90	65		25	22			41			248.00																
90	90		25	22			41			262.00																

### Parallel clamping jaw, grip

▲ Price per piece



For vice width	A	A <sub>1</sub>	D	D <sub>1</sub>	D <sub>2</sub>	E	M	M <sub>1</sub>	M <sub>2</sub>	£	NEW	Y4	NCG	H5G / -S / -Z	X5G-Z / -S	ESG 4	ESG 5	ESG mini	HDG 2	ZSG 4	ZSG mini	DSG 4	MSG 2	Verso	HSG	
90	90		25				42,5			238.00																

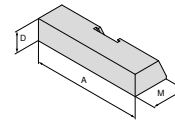
## System jaws overview

### Jaw, steel

- ▲ Material: 16MnCr5
- ▲ Price per piece

For vice width	A	A <sub>1</sub>	D	D <sub>1</sub>	D <sub>2</sub>	E	M	M <sub>1</sub>	M <sub>2</sub>
90	90		18				30		

£	Y4	NEW	NCG	H5G / -S / -Z	X5G-Z / -S	ESG 4	ESG 5	ESG mini	HDG 2	ZSG 4	ZSG mini	DSG 4	MSG 2	Verso	HSG
76.00	80 914 33800													●	

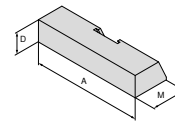


### Jaw, alu

- ▲ Price per piece

For vice width	A	A <sub>1</sub>	D	D <sub>1</sub>	D <sub>2</sub>	E	M	M <sub>1</sub>	M <sub>2</sub>
90	90		18				30		

£	Y4	NEW	NCG	H5G / -S / -Z	X5G-Z / -S	ESG 4	ESG 5	ESG mini	HDG 2	ZSG 4	ZSG mini	DSG 4	MSG 2	Verso	HSG
76.00	80 914 33900													●	

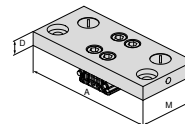


### Fixed adaptor jaw

- ▲ to accommodate 6-way reversible jaws
- ▲ Price per piece

For vice width	A	A <sub>1</sub>	D	D <sub>1</sub>	D <sub>2</sub>	E	M	M <sub>1</sub>	M <sub>2</sub>
90	160		17				74		

£	Y4	NEW	NCG	H5G / -S / -Z	X5G-Z / -S	ESG 4	ESG 5	ESG mini	HDG 2	ZSG 4	ZSG mini	DSG 4	MSG 2	Verso	HSG
415.00	80 914 34000													●	


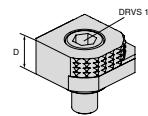


### 6 function indexable jaw

- ▲ 1 = Smooth, carbide coated
- ▲ 2 = Grip with 3 mm step
- ▲ 3 = Grip with 8 mm step
- ▲ 4 = Grip with 18 mm step
- ▲ 5 = Rough grip with 8 mm step
- ▲ 6 = Round grip
- ▲ M<sub>max</sub> = 60 Nm
- ▲ Including fixation screws

For vice width	A	A <sub>1</sub>	D	D <sub>1</sub>	D <sub>2</sub>	E	M	M <sub>1</sub>	M <sub>2</sub>
			18						

£	Y4	NEW	NCG	H5G / -S / -Z	X5G-Z / -S	ESG 4	ESG 5	ESG mini	HDG 2	ZSG 4	ZSG mini	DSG 4	MSG 2	Verso	HSG
74.00	80 892 246		●	●	●	●	●	●	●	●	●	●	●	●	●


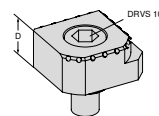


### 6x indexable jaw, carbide grip

- ▲ 1 = Smooth
- ▲ 2 = Carbide grip
- ▲ 3 = Carbide grip with 3 mm step
- ▲ 4 = Carbide grip with 8 mm step
- ▲ 5 = Round carbide grip with 8 mm step
- ▲ 6 = Round carbide grip
- ▲ Incl. fixing screws

For vice width	A	A <sub>1</sub>	D	D <sub>1</sub>	D <sub>2</sub>	E	M	M <sub>1</sub>	M <sub>2</sub>
			18						

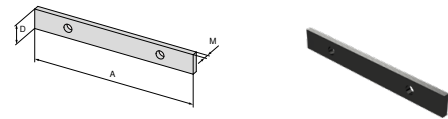
£	Y4	NEW	NCG	H5G / -S / -Z	X5G-Z / -S	ESG 4	ESG 5	ESG mini	HDG 2	ZSG 4	ZSG mini	DSG 4	MSG 2	Verso	HSG
107.00	80 890 35300		●	●	●	●	●	●	●	●	●	●	●	●	●



# Workpiece supports overview

## Workpiece support

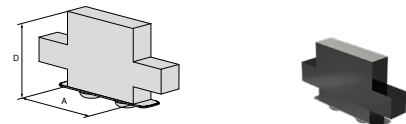
▲ Price for 2 pieces



For vice width	A	A <sub>1</sub>	D	D <sub>1</sub>	D <sub>2</sub>	E	M	M <sub>1</sub>	M <sub>2</sub>	£	NEW	Y4	NCG	H5G / -S / -Z	X8G-Z / -S	ESG 4	ESG 5	ESG mini	HDG 2	ZSG 4	ZSG mini	DSG 4	MSG 2	Verzo	HSG	
90	90		11				3			49.00		80 914 73100														

## Workpiece supports, offset

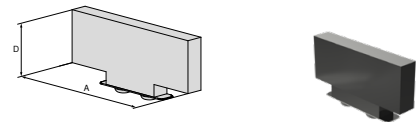
▲ Price for 2 pieces



For vice width	A	A <sub>1</sub>	D	D <sub>1</sub>	D <sub>2</sub>	E	M	M <sub>1</sub>	M <sub>2</sub>	£	NEW	Y4	NCG	H5G / -S / -Z	X8G-Z / -S	ESG 4	ESG 5	ESG mini	HDG 2	ZSG 4	ZSG mini	DSG 4	MSG 2	Verzo	HSG	
90	40		30							80.00		80 914 70200														
90	40		25							80.00		80 914 70100														

## Workpiece supports, offset

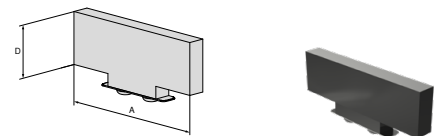
▲ Price for 2 pieces



For vice width	A	A <sub>1</sub>	D	D <sub>1</sub>	D <sub>2</sub>	E	M	M <sub>1</sub>	M <sub>2</sub>	£	NEW	Y4	NCG	H5G / -S / -Z	X8G-Z / -S	ESG 4	ESG 5	ESG mini	HDG 2	ZSG 4	ZSG mini	DSG 4	MSG 2	Verzo	HSG	
90	65		11							80.00		80 914 71100														
90	65		17							80.00		80 914 71200														
90	65		25							80.00		80 914 71300														
90	65		30							80.00		80 914 71400														

## Workpiece supports, offset

▲ Price for 2 pieces



For vice width	A	A <sub>1</sub>	D	D <sub>1</sub>	D <sub>2</sub>	E	M	M <sub>1</sub>	M <sub>2</sub>	£	NEW	Y4	NCG	H5G / -S / -Z	X8G-Z / -S	ESG 4	ESG 5	ESG mini	HDG 2	ZSG 4	ZSG mini	DSG 4	MSG 2	Verzo	HSG	
90	90		11							80.00		80 914 72100														
90	90		17							80.00		80 914 72200														
90	90		25							80.00		80 914 72300														
90	90		30							80.00		80 914 72400														

## System accessories overview

### Adjustable stop with basic body

- ▲ for vibration damping
- ▲ height adjustable 16 – 17 mm

Verso

**NEW**

80 914 ...			£	
H	A	M	Y4	
mm	mm	mm		
16	72	50	222.00	50100

### Clamping Screw Set for T-slot for MNG

- Scope of supply:  
Clamping screw and T-Nuts

Verso

**NEW**

80 914 ...			£	
for slot width	G	Y4		
mm				
20	M12	40.00	50500	
22	M12	46.00	50600	
24	M12	55.00	50700	

### Support

- ▲ for vibration damping: Article no. 80 914 50100

Verso

**NEW**

80 914 ...			£	
H	Y4			
mm				
8 (25)	57.00	50200		
13 (30)	57.00	50300		

### Alignment Pin

Verso

**NEW**

80 914 ...			£	
D <sub>1</sub>	D <sub>2</sub>	Y4		
mm	mm			
12	14	98.00	81400	
12	16	98.00	81600	
12	18	98.00	81800	

### Joint

- ▲ to connect 2 basic bodies

Verso

**NEW**


80 914 ...			£	
A	Y4			
mm				
90	168.00	50400		

### Cover

Verso

**NEW**

80 914 ...			£	
A	D	M	Y4	
mm	mm	mm		
50	84	0,5	14.00	51000
50	86	0,5	6.00	50800
200	86	0,5	9.00	50900



## Hotly anticipated – now also for round components

Machining round components has become daily routine for many companies. We now have a solution in the portfolio in the form of the SBF 3 stationary three-jaw chuck – fully compatible with the in-house MNG and PNG zero point clamping systems for rapid, uncomplicated handling.

### Your benefits:

- ▲ Suitable for 3/5-axis machining of round components
- ▲ Compatible with PNG and MNG zero point clamping systems
- ▲ Quick change jaw system with single release of jaws
- ▲ Spindle with hex connection




SBF 3 Ø 200 mm



SBF 3 Ø 315 mm



## Technical information – cross-section diagram



- |  |   |
|--|---|
| <p>1 <b>Wedge bar drive</b><br/>Allows for excellent machining results</p>   | <p>7 <b>Base jaws with angled teeth (SFG)</b></p>   |
| <p>2 <b>Hardened and extremely stiff base body</b><br/>Longer service life with maximum precision as a result – even at the highest clamping force</p> | <p>8 <b>Locking mechanism</b><br/>Guarantees secure engagement of the base jaw teeth with the wedge bar teeth</p> |
| <p>3 <b>Large through hole</b><br/>For machining all common bar material diameters (optional: enlargement of through hole)</p>                         | <p>9 <b>Engagement pin</b><br/>For pre-positioning the base jaw</p>   |
| <p>4 <b>Optimised lubrication system</b><br/>For high degree of efficiency</p>   | <p>10 <b>Actuation via hex connection</b><br/>Easier operation as a result</p>                                    |
| <p>5 <b>Mounting threads</b><br/>For workpiece stops or cover plates</p>   | <p>11 <b>Pushbutton for jaw change</b><br/>For extremely short setup times</p>                                    |
| <p>6 <b>Quick jaw change system</b><br/>Single release of jaws, meaning extremely short setup times</p>  | <p>12 <b>Indicator pin</b><br/>For visual stroke monitoring of the manual clamping chuck</p>                      |

## SBF 3 three-jaw chuck (Ø 200 mm) with console

- ▲ Suitable for 3/5-axis machining of round components
- ▲ Compatible with PNG and MNG zero point clamping systems (zero point clamping bolts must be ordered separately)
- ▲ Quick change jaw system with single release of jaws
- ▲ Spindle with hex connection

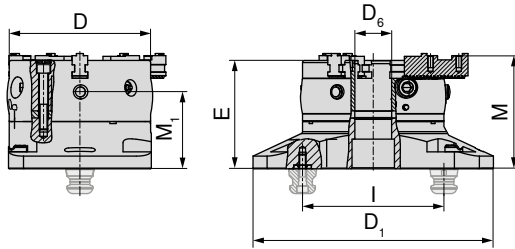
### Scope of supply:

SBF 3 three-jaw chuck (Ø 200 mm) including console (PNG- and MNG-compatible)

1 set GBA base jaws

1 set SB-H stepped jaws

6 fixing screws and clamping key



NEW

80 913 ...

D	D <sub>1</sub>	D <sub>6</sub>	E	I	M	M <sub>1</sub>	MXC	TQX	DRVS	Stroke / jaw	Tooth pitch	WT	£	20000
mm	mm	mm	mm	mm	mm	mm	kN	Nm	mm	mm	mm	kg	Y4	
200	340	52	153,3	200	160,1	108,8	100	120	12	7	4.8	49.5	3,578.00	

## SBF 3 three-jaw chuck (Ø 315 mm) with console

- ▲ Suitable for 3/5-axis machining of round components
- ▲ Compatible with PNG and MNG zero point clamping systems (zero point clamping bolts must be ordered separately)
- ▲ Quick change jaw system with single release of jaws
- ▲ Spindle with hex connection

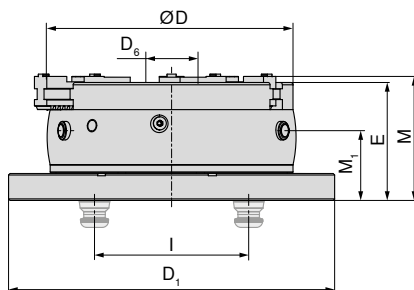
### Scope of supply:

SBF 3 three-jaw chuck (Ø 315 mm) including console (PNG- and MNG-compatible)

1 set GBA base jaws

1 set SB-H stepped jaws

6 fixing key



NEW

80 913 ...

D	D <sub>1</sub>	D <sub>6</sub>	E	I	M	M <sub>1</sub>	MXC	TQX	DRVS	Stroke / jaw	Tooth pitch	WT	£	31500
mm	mm	mm	mm	mm	mm	mm	kN	Nm	mm	mm	mm	kg	Y4	
315	423	92	153	200	160,86	90,5	180	220	16	9.9	7	95	5,900.00	

The chuck is designed exclusively for stationary use – do not use while rotating!

## System jaws overview


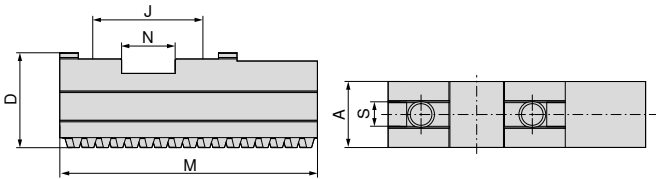
### Base jaws (GBA) – set

- ▲ Base jaws with angled teeth
- ▲ Price per set of 3 pieces

**Scope of supply:**

3 base jaws with angled teeth  
Including cylindrical screws

**SBF  
3**



**NEW**

**80 913 ...**

for	A mm	D mm	J mm	M mm	N mm	S mm	G	WT kg
SBF-3.200	22	32	40	90	20	10	M8x1	1.2
SBF-3.315	32	43	54	125	26	12	M12x1,5	3.1

£	
Y4	
223.00	50300
367.00	60300


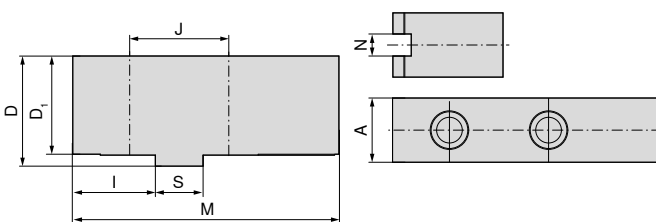
### Soft top jaws (AB-W) – set

- ▲ Price per set of 3 pieces
- ▲ Material: 16MnCr5

**Scope of supply:**

3 soft top jaws

**SBF  
3**



**NEW**

**80 913 ...**

for	A mm	D mm	D <sub>1</sub> mm	I mm	J mm	M mm	N mm	S mm	Hole for	WT kg
SBF-3.200	22	47	43	35	40	105	10	20	M8	2.0
SBF-3.315	35	60	54	45	54	145	12	26	M12	5.6

£	
Y4	
43.00	50400
90.00	60400

## System jaws overview


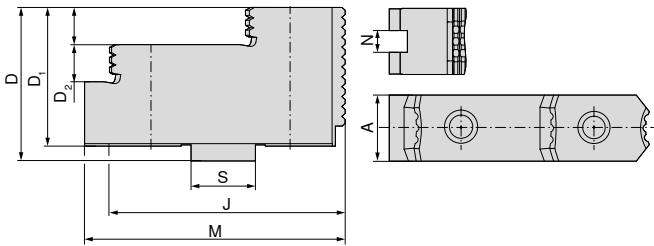
### Hard stepped top jaws (AB-H) – set

▲ Price per set of 3 pieces

**Scope of supply:**

3 hard stepped top jaws

**SBF  
3**



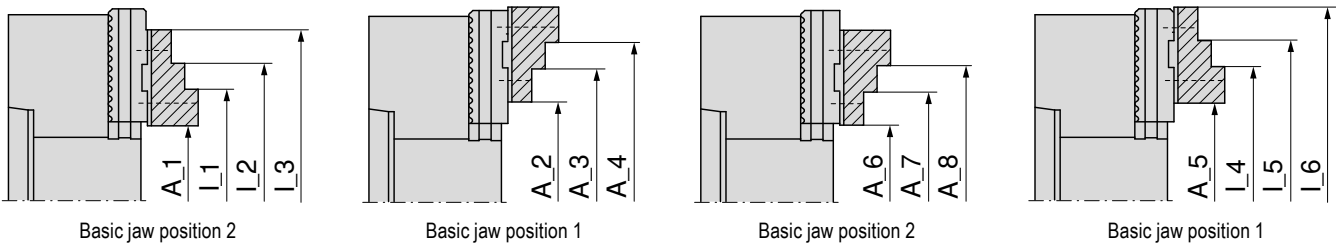
**NEW**

**80 913 ...**

for	A mm	D mm	D <sub>1</sub> mm	D <sub>2</sub> mm	J mm	M mm	N mm	S mm	Hole for	WT kg
SBF-3.200	22	42	38	10	40	71,7	10	20	M8	2,4
SBF-3.315	36	62	56	15	54	105	12	26	M12	3,3

£	
Y4	
190.00	50200
277.00	60200

### Dimension table – Hard stepped top jaws (AB-H)



3-jaw chuck	System jaw	Externall clamping range								
		A_1	A_2	A_3	A_4	A_5	A_6	A_7	A_8	
SBF-3.200	<b>80 913 50200</b>	SBF-3.AB-H.200.71.7.22.10	7–76	57–125	108–177	135–204	55–125	14–77	66–129	93–156
SBF-3.315	<b>80 913 60200</b>	SBF-3.AB-H.315.105.36.15	14–125	93–224	202–333	–	87–219	44–130	153–239	–

3-jaw chuck	System jaw	Internal clamping range						
		L_1	L_2	L_3	L_4	L_5	L_6	
SBF-3.200	<b>80 913 50200</b>	SBF-3.AB-H.200.71.7.22.10	72–141	99–168	151–220	120–189	147–216	199–268
SBF-3.315	<b>80 913 60200</b>	SBF-3.AB-H.315.105.36.15	93–204	202–313	–	167–298	276–407	–

## System jaws overview


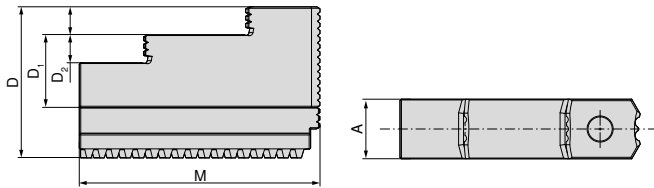
### Hard stepped top jaws (SB-H) – set

- ▲ Stepped block jaws with angled teeth
- ▲ Price per set of 3 pieces

**Scope of supply:**

3 hard stepped block jaws

**SBF  
3**

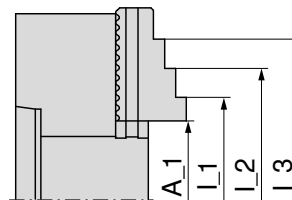


**NEW**

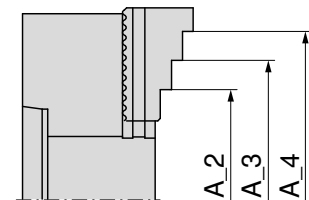
**80 913 ...**  
£  
Y4  
385.00 50100  
606.00 60100

for	A mm	D mm	D <sub>1</sub> mm	D <sub>2</sub> mm	M mm	WT kg
SBF-3.200	22	60	35	10	94	1.9
SBF-3.315	32	81	46	15	129	5.5

### Dimension table – Hard stepped top jaws (SB-H)



Hard stepped top jaws  
steel 16MnCr5, case-hardened




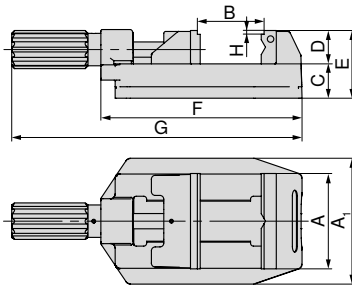
Hard stepped top jaws  
steel 16MnCr5, case-hardened

3-jaw chuck	System jaw	External clamping range				Internal clamping range		
		A_1	A_2	A_3	A_4	I_1	I_2	I_3
SBF-3.200	<b>80 913 50100</b> SBF-3.SB-H.200.94.22.10	6–74	59–128	111–180	138–207	70–138	97–165	149–217
SBF-3.315	<b>80 913 60100</b> SBF-3.SB-H.315.129.32.15	12–124	89–210	189–420	–	91–203	199–311	–

## Manual machine vice

- ▲ handy, universal vice with large clamping range
- ▲ Stepped jaws with horizontal and vertical 120° prism
- ▲ Optional material stop can be used on both sides

HSG



A	A <sub>1</sub>	B	C	D	E	F	G	H	WT
mm	mm	mm	mm	mm	mm	mm	mm	mm	kg
80	112	0 - 81	36	35	71	194	286,5	4	4.5
100	132	0 - 100	36	35	71	211	304,5	4	5.6
125	156	0 - 131	40	40	84	274	386	4	11.2

80 893 ...


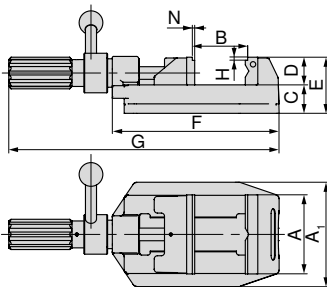
£  
Y4

238.00	080
252.00	100
421.00	125

## Manual machine vice with clamping aid

- ▲ Quick and accurate workpiece clamping using the clamping aid
- ▲ handy, universal vice with large clamping range
- ▲ Stepped jaws with horizontal and vertical 120° prism
- ▲ Optional material stop can be used on both sides
- ▲ N = Stroke with handle clamping

HSG



A	A <sub>1</sub>	B	C	D	E	F	G	H	N	WT
mm	mm	mm	mm	mm	mm	mm	mm	mm	mm	kg
100	132	0 - 100	36	35	71	211	342	4	1,5	6.1
125	156	0 - 133	44	40	84	274	405	4	1,5	11.7

80 893 ...

£  
Y4

409.00	101
585.00	126

### Vice guide

System accessories

152+153

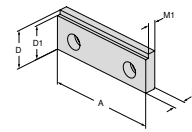
General accessories

181-201

## Top jaws overview

### Stepped jaw, smooth

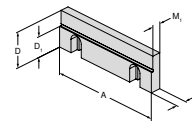
▲ Price per piece



For vice width	A	A <sub>1</sub>	D	D <sub>1</sub>	D <sub>2</sub>	E	M	M <sub>1</sub>	M <sub>2</sub>	£	Y4	NCG	H5G / -S / -Z	X5G-Z / -S	ESG 4	ESG 5	ESG mini	HDG 2	ZSG 4	ZSG mini	DSG 4	MSG 2	Verso	HSG		
80			35	31			10,2	7,2		41.00	80 893 082														●	
100			35	31			10,2	7,2		38.00	80 893 102															●
125			40	36			11,8	8,8		49.00	80 893 127															●

### Stepped jaw, 17 mm

▲ Price per piece


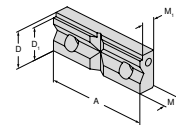


For vice width	A	A <sub>1</sub>	D	D <sub>1</sub>	D <sub>2</sub>	E	M	M <sub>1</sub>	M <sub>2</sub>	£	Y4	NCG	H5G / -S / -Z	X5G-Z / -S	ESG 4	ESG 5	ESG mini	HDG 2	ZSG 4	ZSG mini	DSG 4	MSG 2	Verso	HSG	
125			40	23			11,5	9,5		112.00	80 892 244														●


### Prismatic jaw

▲ Prism jaw with horizontal and vertical prism

▲ price per piece



For clamping diameter	A	A <sub>1</sub>	D	D <sub>1</sub>	D <sub>2</sub>	E	M	M <sub>1</sub>	M <sub>2</sub>	£	Y4	NCG	H5G / -S / -Z	X5G-Z / -S	ESG 4	ESG 5	ESG mini	HDG 2	ZSG 4	ZSG mini	DSG 4	MSG 2	Verso	HSG		
9 - 31	80		35	31			15,8	12,8		49.00	80 893 083														●	
9 - 31	100		35	31			15,8	12,8		61.00	80 893 103															●
11 - 41	125		40	36			17,8	14,8		107.00	80 893 128															●

 You can find other matching top jaws from. → [Page 181](#).

## System accessories overview

### Workpiece stop

▲ Fixed to the top section, either on the left, the right, or at both ends. The length adjustment can be performed quickly and accurately using a clamping screw.

HSG




for width  
mm  
80/100/125

80 893 ...  
£  
Y4  
39.00 265

### Guide rail

▲ Helps prevent accidents  
▲ Prevents unwanted movement, lifting and dragging

HSG



for width  
mm  
80/100/125

80 893 ...  
£  
Y4  
42.00 260

### Clamping set

▲ A movable support with an eccentric swivel plate allows any clamping position to be adopted on machine tables with different T-slot arrangements. The inside slot of the vice body provides an additional fixing option, just as with the 80 893 260 guide rail.

▲ Price per Set

Scope of supply:  
2 positioning clamps incl. clamping accessories.

HSG



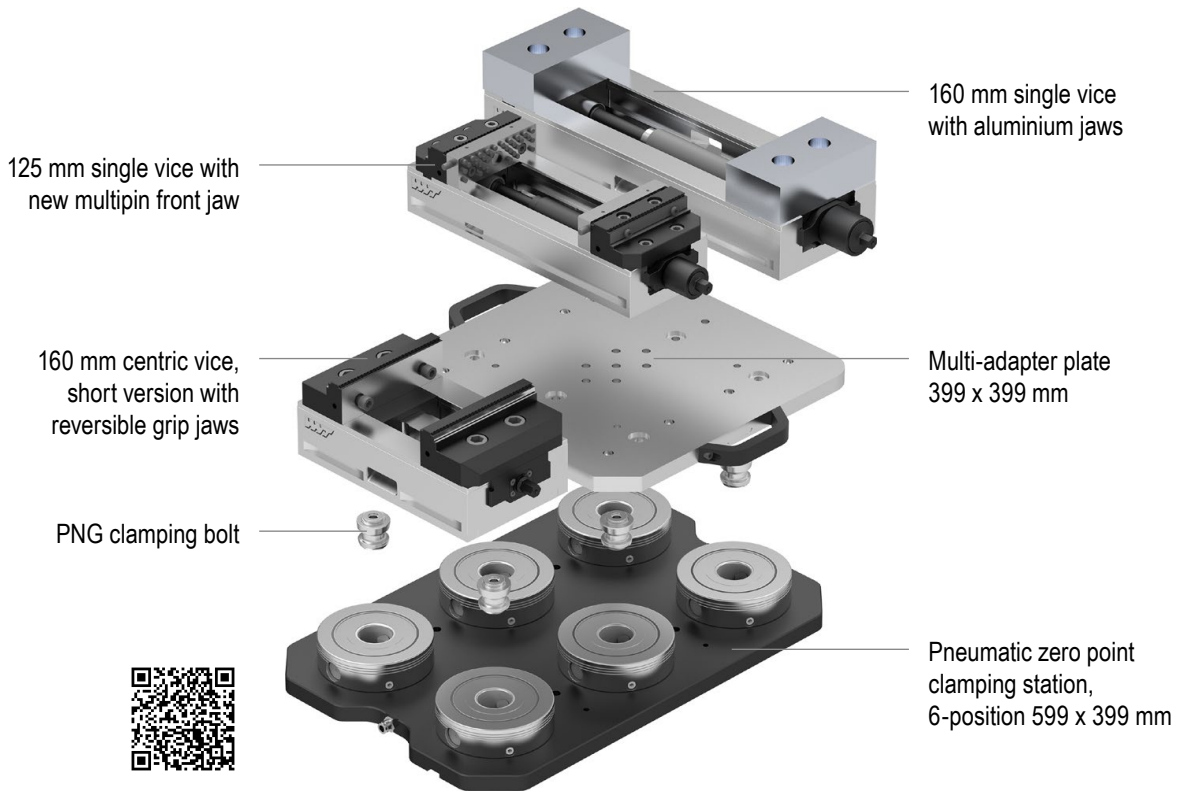
for width  
mm  
80/100/125

for slot width  
mm  
12/14

80 893 ...  
£  
Y4  
109.00 250



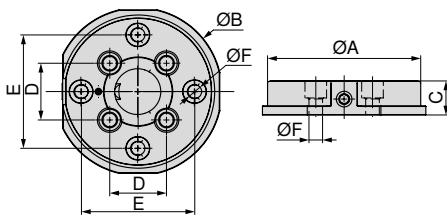
## Overview of MNG and PNG zero point clamping system



### Base plate, round

- ▲ hardened and ground
- ▲ Repeatability  $\leq 0.01$  mm
- ▲ Insertion force 20 kN
- ▲ Torque 30 Nm

MNG



A	B	C <sub>±0.005</sub>	D	E	F <sub>H7</sub>	WT
mm	mm	mm	mm	mm	mm	kg
135	148	30	50	100	12	3.5

80 899 ...  
£  
Y4  
523.00 125

Vice guide

System accessories

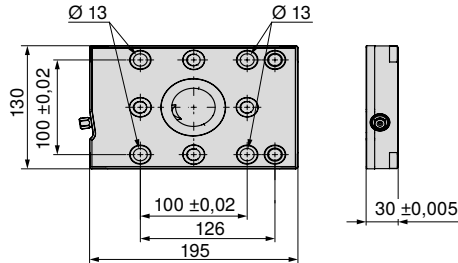
164+165 General accessories

181-201

## Base plate, rectangular

- ▲ Insertion force 20 kN on the clamping bolt
- ▲ Stainless and vacuum-hardened
- ▲ Repeatability  $\leq 0.01$  mm
- ▲ Tightening torque 30 Nm

MNG



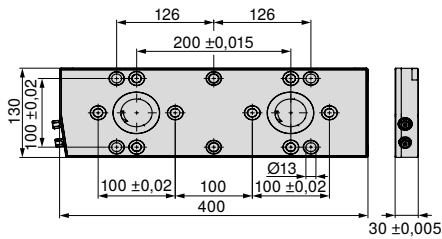
Size	WT kg
195x130 mm	5.2

80 899 ...	
£	
Y4	
644.00	65000

## Base plate, rectangular 2-location

- ▲ Insertion force 20 kN on the clamping bolt
- ▲ Stainless and vacuum-hardened
- ▲ Repeatability  $\leq 0.01$  mm
- ▲ Tightening torque 30 Nm

MNG



Size	WT kg
400x130 mm	11

80 899 ...	
£	
Y4	
1,330.00	65100

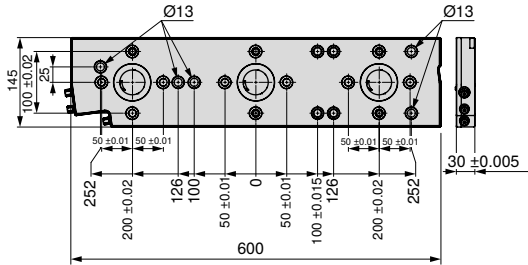
### Vice guide

System accessories	164+165	General accessories	181-201
MNG clamping options	166-168		

## Base plate, rectangular 3-location

- ▲ Insertion force 20 kN on the clamping bolt
- ▲ Stainless and vacuum-hardened
- ▲ Repeatability  $\leq 0.01$  mm
- ▲ Tightening torque 30 Nm

MNG



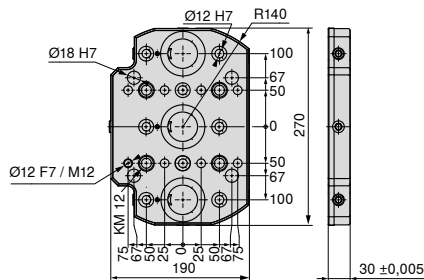
Size	WT
600x145 mm	18

80 899 ...	
£	
Y4	
2,147.00	65200

## 3 location base plate, 270 x 190 mm

- ▲ Clamping force 20 kN on each location bolt
- ▲ 4 x M12 mounting holes for T-slot nuts 50 mm spread
- ▲ 8 x dowel bushes Ø12 F7 / M12
- ▲ 4 x dowel holes Ø18 H7 for positioning

MNG



Size	WT
270x190 mm	9

80 899 ...	
£	
Y4	
1,929.00	230

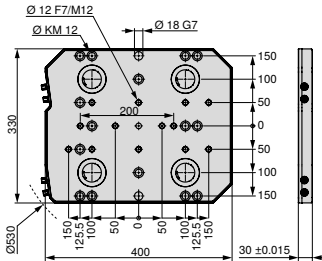
### Vice guide

System accessories	164+165	General accessories	181-201
MNG clamping options	166-168		

### 4 location base plate, 330 x 400 mm

- ▲ Stainless and vacuum-hardened
- ▲ Insertion force 20 kN on the clamping bolt
- ▲ 15 x mounting holes for M12, for T-slot spacing 50, 63, 100, 125 mm
- ▲ 13 x mating holes Ø12 F7/M12
- ▲ 2 x mating holes Ø18 G7 for positioning
- ▲ 1 x mating holes Ø12 F7 for positioning

MNG



Size	WT kg
330x400 mm	28

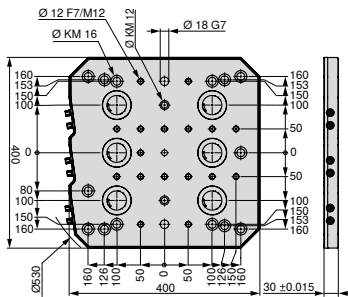
80 899 ...
£
Y4
3,012.00 63000 <sup>1)</sup>

1) Not ex-stock

### 6 location base plate, 400 x 400 mm

- ▲ Stainless and vacuum-hardened
- ▲ Insertion force 20 kN on the clamping bolt
- ▲ 14 x mounting holes for M16, for T-slot spacing 63, 80, 100, 125 mm
- ▲ 2 x mounting holes for M12
- ▲ 17 x mating holes Ø12 F7/M12
- ▲ 2 x mating holes Ø18 G7 for positioning
- ▲ 1 x mating holes Ø12 F7 for positioning

MNG



Size	WT kg
400x400 mm	33

80 899 ...
£
Y4
3,762.00 63100 <sup>1)</sup>

1) Not ex-stock

Vice guide

System accessories

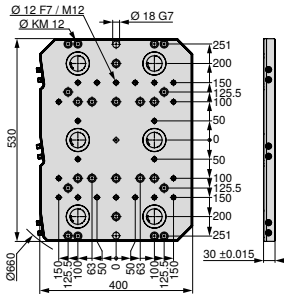
164+165 General accessories

181-201

## 6 location base plate, 400 x 530 mm

- ▲ Stainless and vacuum-hardened
- ▲ Insertion force 20 kN on the clamping bolt
- ▲ 24 x mounting holes for M12, for T-slot spacing 63, 100, 125 mm
- ▲ 21 x mating holes Ø12 F7/M12
- ▲ 2 x mating holes Ø18 G7 for positioning
- ▲ 1 x mating holes Ø12 F7 for positioning

MNG



Size	WT
	kg
400x530 mm	45

80 899 ...

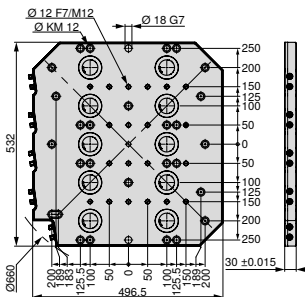
£  
Y4  
4,475.00 63200<sup>1)</sup>

1) Not ex-stock

## 10 location base plate, 496.5 x 532 mm

- ▲ Stainless and vacuum-hardened
- ▲ Insertion force 20 kN on the clamping bolt
- ▲ 27 x mounting holes M12 for T-slot spacing 50, 63, 100, 125 mm and star slots 45°
- ▲ 20 x mating holes Ø12 F7/M12
- ▲ 2 x mating holes Ø18 G7 for positioning
- ▲ 1 x mating holes Ø12 F7 for positioning

MNG



Size	WT
	kg
497x532 mm	54

80 899 ...

£  
Y4  
6,356.00 63300<sup>1)</sup>

1) Not ex-stock

Vice guide


System accessories

164+165 General accessories

181-201

## Centering Pin

MNG



80 899 ...

D <sub>1</sub> n <sub>6</sub> mm	D <sub>2</sub> h <sub>6</sub> mm	£ Y4	
12	30	51.00	61700
12	32	38.00	61800
12	50	36.00	61900

## Alignment Pin

MNG



80 899 ...

D <sub>1</sub> n <sub>6</sub> mm	D <sub>2</sub> h <sub>6</sub> mm	£ Y4	
18	14	43.00	607
18	18	43.00	608
18	20	56.00	609
18	22	56.00	610

## Clamping Screw Set for T-slot for MNG

Scope of supply:

Clamping screw and T-Nuts

MNG



80 899 ...

for slot width mm	G	£ Y4	
12	M8	18.00	63800
12	M10	11.00	63400
14	M8	18.00	63900
14	M12	13.00	63500 <sup>1)</sup>
16	M8	18.00	64000
16	M12	13.00	63600 <sup>1)</sup>
18	M8	18.00	64100
18	M12	13.00	63700 <sup>1)</sup>

1) With low head screws

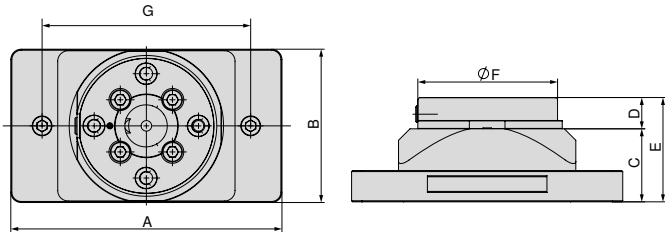
## Console with zero point clamping module

- ▲ universal application on all machine tables
- ▲ Clamping force 20 kN

### Scope of supply:

Plate incl. MNG round clamping module

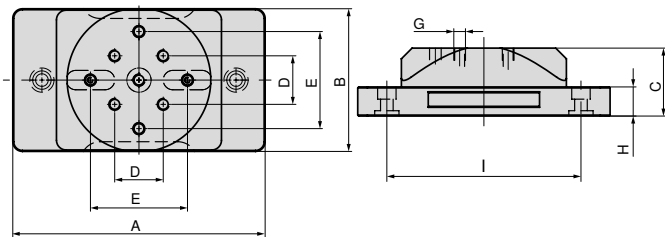
MNG



A	B	C	D	E	F	G	WT	80 899 ...	
mm	mm	mm	mm	mm	mm	mm	kg	£	
260	147	70	30	100	135	200	8.9	Y4	425
								988.00	

## Console

- ▲ universal application on all machine tables
- ▲ Material: Aluminum, hard anodized



A	B	C	D	E <sub>±0.02</sub>	G	H	I	WT	80 899 ...	
mm	mm	mm	mm	mm	M12	mm	mm	kg	£	
260	147	70	50	100	M12	30	200	5.5	Y4	420
								432.00		

### Vice guide

System accessories

164+165 General accessories

181-201

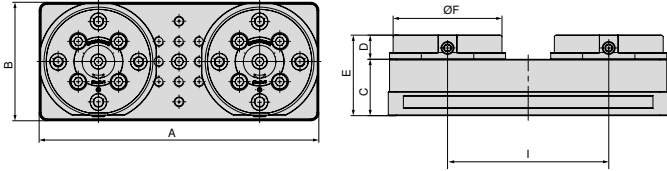
## Double console with zero point clamping module

- ▲ universally applicable on all machine tables
- ▲ Material: Aluminium Hard Anodised

### Scope of supply:

Console including MNG round clamping module

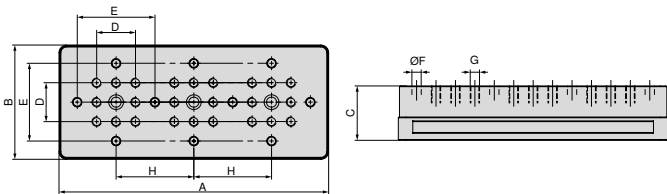
MNG



A	B	C	D	E	F	I	WT	80 899 ...	
mm	mm	mm	mm	mm	mm	mm	kg	£	
347	147	70	30	100	135	200	16.5	Y4	
								1,786.00	435

## Double console

- ▲ universally applicable on all machine tables
- ▲ Material: Aluminium Hard Anodised



A	B	C	D	E ±0,02	F F7	G	H	WT	80 899 ...	
mm	mm	mm	mm	mm	mm	M12	mm	kg	£	
347	147	70	50	100	12	M12	100	9.3	Y4	
								651.00	430	

### Vice guide

System accessories

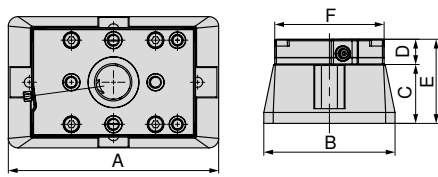
164+165 General accessories

181-201



## Console with zero point clamping module

MNG

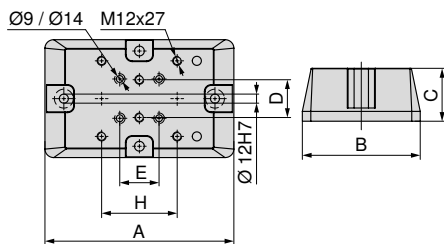


A	B	C	D	E	F
mm	mm	mm	mm	mm	mm
250	156	70	30	100	130

<b>80 878 ...</b>	
£	Y4
1,188.00	54000

## Console

ZSG  
4



A	B	C	D	E	H	for
mm	mm	mm	mm	mm	mm	
250	156	70	50	52	100	ZSG 4 - 80 L = 130 mm + 190 mm / ZSG 4 - 125 L = 160 mm
320	197	100	50	50	100	ZSG 4 - 160 L = 280 mm
340	162	100	50	50	100	ZSG 4 - 125 L = 235 mm / 300 mm

<b>80 878 ...</b>	
£	Y4
525.00	54100
828.00	54400
802.00	54300

## Assembly set for console



for	£	Y4
ZSG-4.125/160.L235-L280	10.00	54500
ZSG-4.80.L130-L190	10.00	54200

Vice guide

System accessories

164+165 General accessories


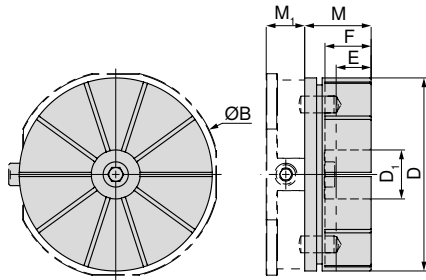
181-201

# Aluminum form chuck for MNG

▲ for incorporation of forms for 2nd op machining

**Scope of supply:**

Collet with positioning pins, without locating bolts



B	D	D <sub>1</sub>	E	F	M	M <sub>1</sub>
mm	mm	mm	mm	mm	mm	mm
148	138	35	22	33	47,5	27,5

<b>80 899 ...</b>
£
Y4
219.00
500



Machineable Alu chuck  
to suit round MNG



Machineable Alu chuck  
to suit round MNG  
with clamped workpiece

Available on request



Grid plate



Blank plate

 The maximum cutting depth E is 22 mm

# Adjustable ring for MNG form collet

MNG



<b>80 899 ...</b>
£
Y4
53.00
510

Vice guide

System accessories

164+165

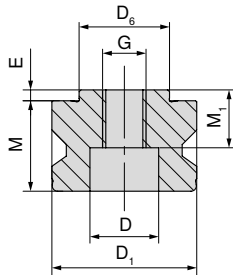
General accessories

181-201

## MNG pull studs

Scope of supply:  
with clamping screws

MNG




D <sub>6</sub> h6	D <sub>1</sub> h6	M	M <sub>1</sub>	E	D	G
mm	mm	mm	mm	mm	mm	
25	40	27	17	3	19	M12

80 899 ...
£
Y4
45.00 025

## Bungs

MNG



D1
mm
40

80 899 ...
£
Y4
13.00 040

## MNG Dowel Set

▲ for ESG mini 4V tower and direct workpiece clamping  
▲ Price per 2 Pieces

MNG



D <sub>1</sub> m6	M
mm	mm
12	24

80 899 ...
£
Y4
2.00 120

## Sealing plug with O-ring

MNG



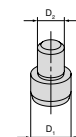
G
M12

80 899 ...
£
Y4
2.00 126

## MNG positioning pin set

▲ for ESG mini and direct workpiece clamping  
▲ Price per 2 Pieces

MNG

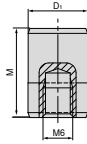


for width	D <sub>1</sub>	D <sub>2</sub>
mm	mm	mm
65	12	8

80 899 ...
£
Y4
32.00 128

## MNG indexing bolt

MNG



D <sub>1</sub> mm	M mm
12	18

80 899 ...	
£	Y4
16.00	51500

## Alignment/centering set for T-slots

▲ A = groove spacing

Scope of supply:

1 Terminal block, 2 T-nuts, 2 screws, 2 washers for width 12 mm, without clamping strip!

MNG



## Clamping Screw Set for T-slot for MNG

Scope of supply:

Clamping screw and T-Nuts

MNG



for slot width mm	G
12	M8
12	M10
14	M8
14	M12
16	M8
16	M12
18	M8
18	M12

80 899 ...	
£	Y4
18.00	63800
11.00	63400
18.00	63900
13.00	63500 <sup>1)</sup>
18.00	64000
13.00	63600 <sup>1)</sup>
18.00	64100
13.00	63700 <sup>1)</sup>

1) With low head screws

A mm	for slot width mm	£	Y4
50	12	65.00	012 <sup>1)</sup>
50	14	65.00	014
50	16	65.00	016
50	18	65.00	018
100	12	86.00	81200
100	14	86.00	81400
100	16	86.00	81600
100	18	86.00	81800

1) For 12 mm width excluding clamping strip

## Round claw

▲ Two pieces contained in set

▲ For MNG clamping system

▲ Price per 2 pieces

MNG



## Clamping set for 14 mm T-slot

▲ T-nuts are modified for 63 mm slot pitch

▲ Price per 2 Pieces

MNG



for slot width mm	A mm
14	63

80 899 ...	
£	Y4
88.00	614

## Replacement clamping unit

▲ Three-part set

▲ for MNG round

MNG



80 899 ...	
£	Y4
115.00	026

## MNG clamping options

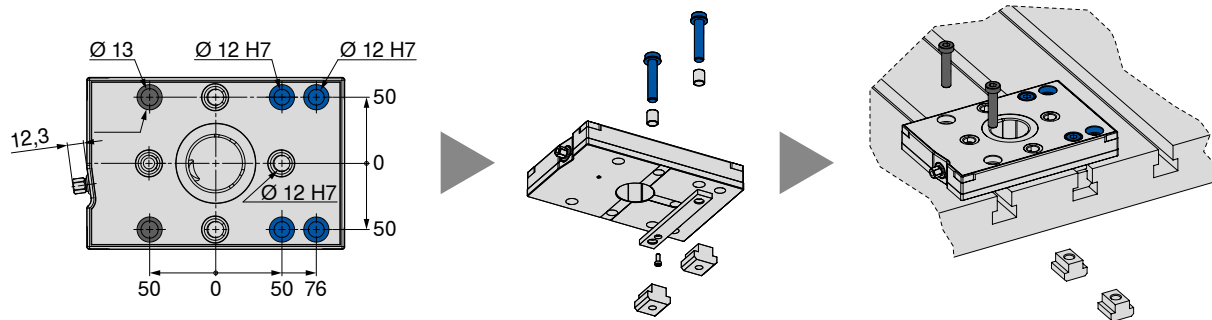
### Base plate, rectangular

#### Mounting:

- 2 x M12 low head screws
- 1 x Alignment and centring set



You can find the suitable screws on → **Page 168.**



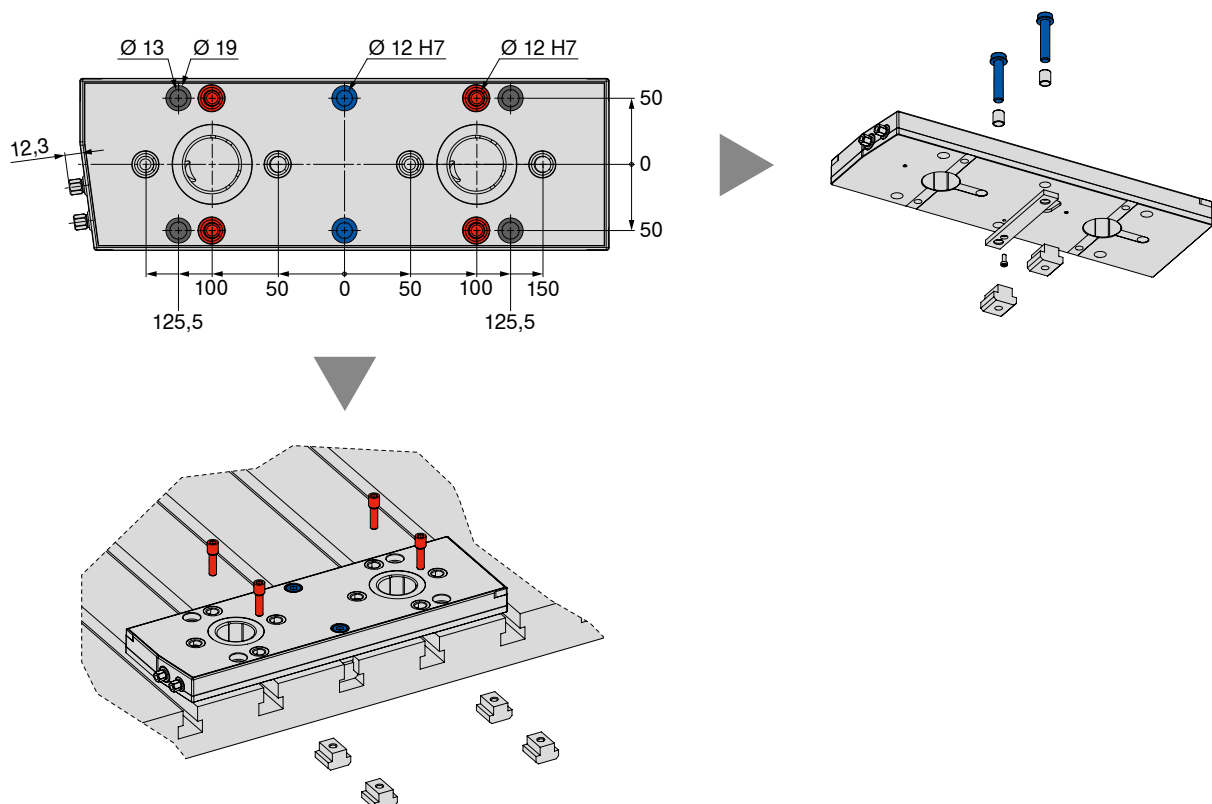
### Base plate, rectangular 2-location

#### Mounting:

- 4 x M12 low head screws
- 1 x Alignment and centring set
- 4 x M8 MNG special screws



You can find the suitable screws on → **Page 168.**



## MNG clamping options

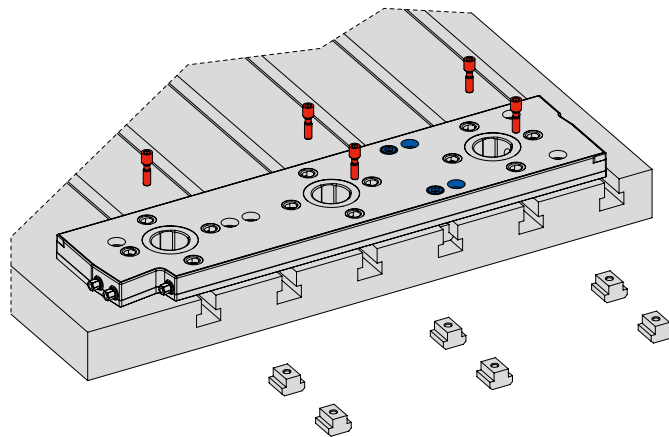
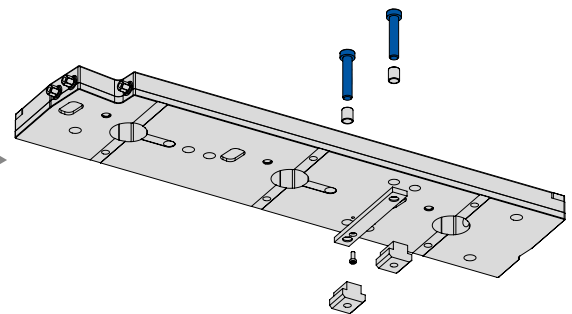
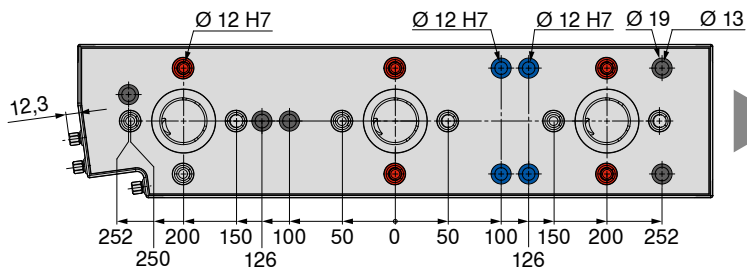
### Base plate, rectangular 3-location

#### Mounting:


- 5 x M12 low head screws
- 1 x Alignment and centring set
- 5 x M8 MNG special screws





You can find the suitable screws on → **Page 168.**



## MNG clamping options

T-slot table – spacing of 126 mm / 63 mm													
	12 mm			14 mm			16 mm			18 mm			
													
	Alignment and centring set spacing 100 mm 80 899 81200	Clamping set with M10 low head screws 80 899 63400	Clamping set with M8 MNG special screws 80 899 63800	Alignment and centring set spacing 100 mm 80 899 81400	Clamping set with M12 low head screws 80 899 63500	Clamping set with M8 MNG special screws 80 899 63900	Alignment and centring set spacing 100 mm 80 899 81600	Clamping set with M12 low head screws 80 899 63600	Clamping set with M8 MNG special screws 80 899 64000	Alignment and centring set spacing 100 mm 80 899 81800	Clamping set with M12 low head screws 80 899 63700	Clamping set with M8 MNG special screws 80 899 64100	
	Base plate, rectangular	1 x	2 x	—	1 x	2 x	—	1 x	2 x	—	1 x	2 x	—
	Base plate, rectangular 2-location	1 x	4 x	—	1 x	4 x	—	1 x	4 x	—	1 x	4 x	—
Base plate, rectangular 3-location	1 x	4 x	2 x	1 x	4 x	2 x	1 x	4 x	2 x	1 x	4 x	2 x	

T-slot table – spacing of 100 mm / 50 mm													
	12 mm			14 mm			16 mm			18 mm			
													
	Alignment and centring set spacing 100 mm 80 899 81200	Clamping set with M10 low head screws 80 899 63400	Clamping set with M8 MNG special screws 80 899 63800	Alignment and centring set spacing 100 mm 80 899 81400	Clamping set with M12 low head screws 80 899 63500	Clamping set with M8 MNG special screws 80 899 63900	Alignment and centring set spacing 100 mm 80 899 81600	Clamping set with M12 low head screws 80 899 63600	Clamping set with M8 MNG special screws 80 899 64000	Alignment and centring set spacing 100 mm 80 899 81800	Clamping set with M12 low head screws 80 899 63700	Clamping set with M8 MNG special screws 80 899 64100	
	Base plate, rectangular	1 x	2 x	—	1 x	2 x	—	1 x	2 x	—	1 x	2 x	—
	Base plate, rectangular 2-location	1 x	—	4 x	1 x	—	4 x	1 x	—	4 x	1 x	—	4 x
Base plate, rectangular 3-location	1 x	1 x	5 x	1 x	1 x	5 x	1 x	1 x	5 x	1 x	1 x	5 x	



Alignment and centring set spacing 100 mm



Clamping set with M8 MNG special screws



Clamping set with M10 or M12 low head screws



M16 cylinder low head screw only base plate 6-face, 400 x 400 mm



Cylinder head screw for M12 grid holes



These articles can be found on → pages 165 and 200+201.


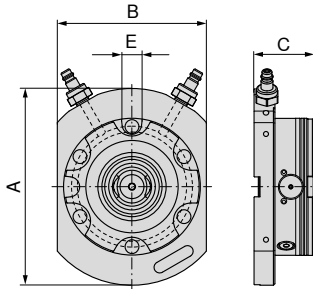
## 1-position clamping station

- ▲ Insertion force 8 kN
- ▲ Insertion force with turbo 28 kN
- ▲ Unlocking pressure 6 bar
- ▲ Air connection G 1/8

### Scope of supply:

Clamping station, fixing clamps, sealing nipple, pneumatic plug connections, dust covers, operating instructions; without clamping bolt, without indexing bolt

PNG



A	B	C	E <sub>H7</sub>	WT
mm	mm	mm	mm	kg
198	150	60	20	7

80 809 ...	
£	
Y4	
1,397.00	01100

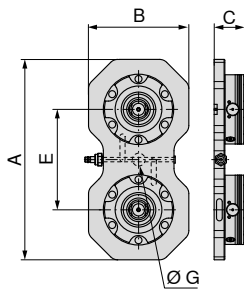
## 2-position clamping station, 399 x 199 mm

- ▲ Insertion force 16 kN
- ▲ Unlocking pressure 6 bar
- ▲ Air connection G 1/8

### Scope of supply:

Clamping station, fixing clamps, sealing nipple, pneumatic plug connections, dust covers, operating instructions; without clamping bolt, without indexing bolt

PNG



A	B	C	E	G <sub>H7</sub>	WT
mm	mm	mm	mm	mm	kg
399	199	60	200	25	16.9

80 809 ...	
£	
Y4	
2,233.00	02100



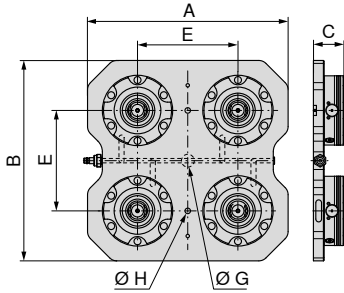
## 4-position clamping station, 399 x 399 mm

- ▲ Insertion force 32 kN
- ▲ Unlocking pressure 6 bar
- ▲ Air connection G 1/8

### Scope of supply:

Clamping station, fixing clamps, sealing nipple, pneumatic plug connections, dust covers, operating instructions; without clamping bolt, without indexing bolt

PNG



A	B	C	E	G <sub>H7</sub>	H	WT
mm	mm	mm	mm	mm	mm	kg
399	399	60	200	25	11	35,7

80 809 ...

£  
Y4

4,313.00 04100

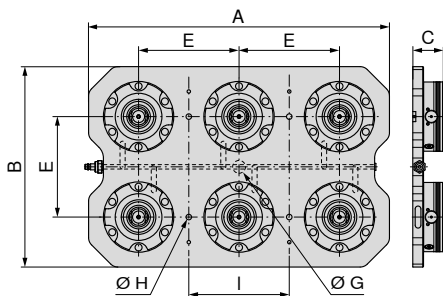
## 6-position clamping station, 599 x 399 mm

- ▲ Insertion force 48 kN
- ▲ Unlocking pressure 6 bar
- ▲ Air connection G 1/8

### Scope of supply:

Clamping station, fixing clamps, sealing nipple, pneumatic plug connections, dust covers, operating instructions; without clamping bolt, without indexing bolt

PNG



A	B	C	E	G <sub>H7</sub>	H	I	WT
mm	mm	mm	mm	mm	mm	mm	kg
599	399	60	200	25	11	200	54,4

80 809 ...

£  
Y4

5,985.00 06100


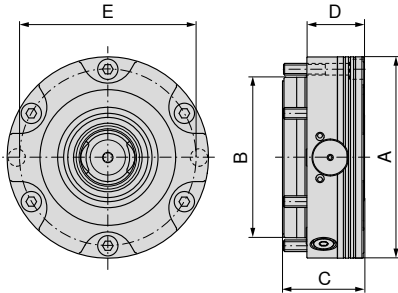
## Zero point clamping module PNG.SM.138

- ▲ Insertion force 8 kN
- ▲ Insertion force with turbo 28 kN
- ▲ Unlocking pressure 6 bar
- ▲ Air connection G 1/8
- ▲ Repeatability 0.005

### Scope of supply:

Clamping module, fixing screws, O-rings, cover caps, operating instructions; without clamping bolts

PNG



A	B	C	D	E	G	WT
mm	mm	mm	mm	mm		kg
138	110	55,7	39	121	G1/8"	4.4

80 809 ...
£
Y4
888.00 10100


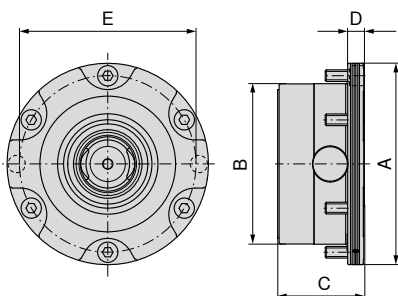
## Zero point clamping system PNG.SM.T.138

- ▲ Insertion force 7 kN
- ▲ Insertion force with turbo 24 kN
- ▲ Unlocking pressure 6 bar
- ▲ Air connection G 1/8
- ▲ Repeatability 0.005

### Scope of supply:

Clamping module, fixing screws, O-rings, cover caps, operating instructions; without clamping bolts

PNG



A	B	C	D	E	G	WT
mm	mm	mm	mm	mm		kg
138	110	59	11	121	G1/8"	3.5

80 809 ...
£
Y4
960.00 12100

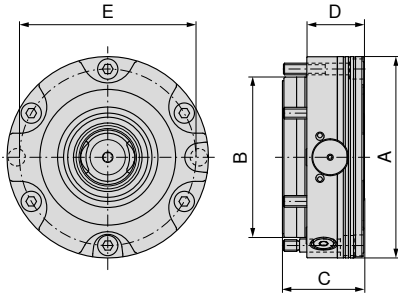
## Zero point clamping module PNG.SM.V.138

- ▲ Insertion force 8 kN
- ▲ Insertion force with turbo 28 kN
- ▲ Unlocking pressure 6 bar
- ▲ Air connection G 1/8
- ▲ Repeatability 0.005

### Scope of supply:

Clamping module, fixing screws, dowel screw, O-rings, cover caps, operating instructions; without clamping bolts, without indexing bolt

PNG



A	B	C	D	E	G	WT
mm	mm	mm	mm	mm	G1/8"	kg
138	110	55,7	39	121	G1/8"	4.4

80 809 ...

£  
Y4  
950.00 11100

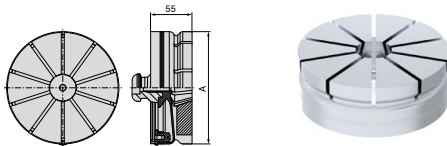
## Aluminium form collet

- ▲ Max. clamping force 50 kN
- ▲ Repeatability 0.005
- ▲ Clamping stroke 0.5 mm
- ▲ Aluminium

### Scope of supply:

Aluminium form collet, adjustment ring, clamping bolt, indexing bolt, operating instructions

PNG



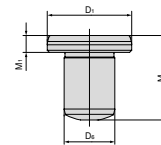
A	WT
mm	kg
149	1.5

80 809 ...

£  
Y4  
287.00 07600

## PNG indexing bolt

PNG



D <sub>1</sub> h5	M	M <sub>1</sub>	D <sub>6</sub> m6
mm	mm	mm	mm
20	20	4	12

80 809 ...

£  
Y4  
49.00 073

## Assembly – Clamping bolts

The workpieces or devices being assembled are positioned and fixed with three different clamping bolts:



**Centring bolt**  
Precision-ground, used to precisely position the clamping device.

**Positioning bolt**  
This bolt, which is also known as a diamond bolt, is only ground in an axial direction so that the system is not overloaded.

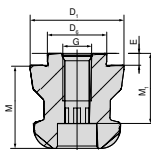
**Locking bolt**  
Ensures that the pallets lie flat on the clamping system. Ground smaller to short taper.

## PNG clamping bolt

- ▲ Three bolt types – ZB (centring bolt), PB (positioning bolt), HB (clamping bolt)
- ▲ Precision location bolts ensuring accuracy and repeatability
- ▲ Clamping force 50 kN

**Scope of supply:**  
Incl. M10 fixing screw

PNG



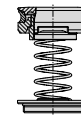
80 809 ...

Type	D <sub>6</sub> H6 mm	D <sub>1</sub> h6 mm	M mm	M <sub>1</sub> mm	E mm	G	£ Y4	
ZB	25	40	35	27	5	M12	53.00	070
PB	25	40	35	27	5	M12	64.00	071
HB	25	40	35	27	5	M12	48.00	072

## Cone seal

- ▲ Protective cover for the interchangeable interface

PNG



80 809 ...

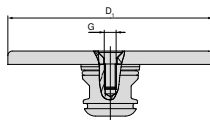
WT  
kg  
0.11

£  
Y4  
112.00 07500

## PNG protective cover

- ▲ Protective cover for the interchangeable interface

PNG



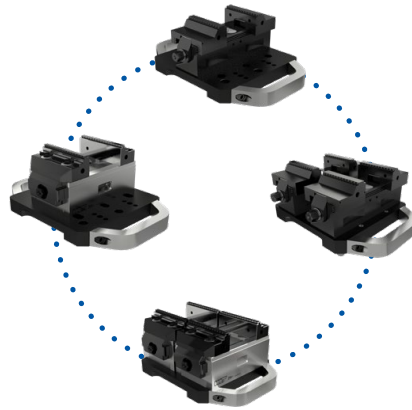
80 809 ...

D <sub>1</sub> mm	G	£ Y4	
138	M8	88.00	074

## Overview of multi-adapter pallets



Multi-adapter pallet 159 x 159 mm



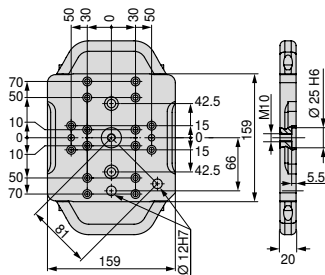
Application examples

## Multi-adapter pallet 159 x 159 mm

▲ Multi-adapter pallet for mounting PNG and MNG

### Scope of supply:

Incl. clamping bolts and screws  
without pull studs



Size	WT kg	80 809 ...
159x159 mm	4	£ Y4 461.00 500

## Mounting set – multi-adapter pallet, 159 x 159 mm

▲ price per set

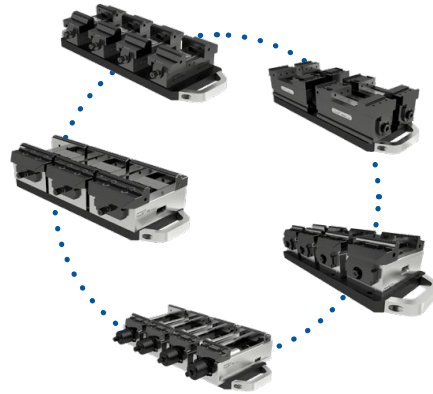


for	80 878 ...
ZSG-4.80	£ Y4 16.00 503

## Overview of multi-adapter pallets



Multi-adapter pallet 399 x 159 mm



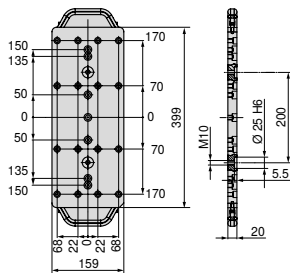
Application examples

## Multi-adapter pallet 399 x 159 mm

▲ Multi-adapter pallet for mounting PNG and MNG

### Scope of supply:

Incl. clamping bolts and screws  
without pull studs



Size	WT	80 809 ...	
	kg	£	
399x159 mm	10	Y4	501
		676.00	

## Mounting set – multi-adapter pallet 399 x 159 mm

▲ price per set

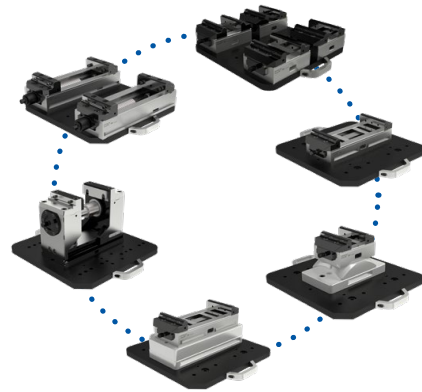


for		80 897 ...		80 884 ...	
		£		£	
ESGMINI.65		Y4	500	Y4	
ZSG-3.65/ZSG-4.80/125L160/ESG-4.80		16.00		36.00	503

## Overview of multi-adapter pallets



Multi-adapter pallet 399 x 399 mm



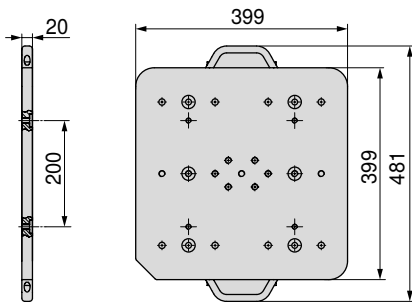
Application examples

## Multi-adapter pallet 399 x 399 mm

▲ Multi-adapter pallet for mounting PNG and MNG

### Scope of supply:

Incl. clamping bolts and screws  
without pull studs



Size	WT	80 809 ...	
	kg	£	
		Y4	
399x399 mm	25	1,264.00	502

## Mounting set – multi-adapter pallet 399 x 399 mm

▲ price per set



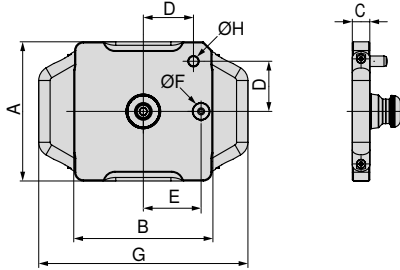
for	80 901 ...	80 898 ...	80 878 ...
	£	£	£
	Y4	Y4	Y4
ESG4.125	51.00		
H5G.125		51.00	
ZSG-4.125.L160			16.00
ZSG-4.125.L160.K			51.00
ZSG-4.125.L300			51.00
ZSG-4.125.L300-DK			51.00
	500	500	500
			502
			501
			504

## Steel clamping pallet, 159 x 159 mm

- ▲ Clamping pallet for mounting PNG
- ▲ Without hole pattern

### Scope of supply:

Unmachined clamping pallet, PNG clamping bolt and positioning pin



Size	A	B	C	D	E	F <sub>H5</sub>	G	H <sub>m6</sub>	WT
	mm	mm	mm	mm	mm	mm	mm	mm	kg
159x159 mm	159	159	20	58	66	20	239	12	4.2

80 809 ...

£  
Y4

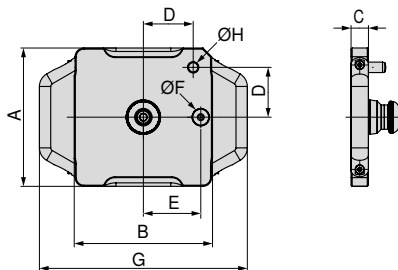
311.00 080

## Aluminium clamping pallet, 159 x 159 mm

- ▲ Clamping pallet for mounting PNG
- ▲ Without hole pattern

### Scope of supply:

Unmachined clamping pallet, PNG clamping bolt and positioning pin



Size	A	B	C	D	E	F <sub>H5</sub>	G	H <sub>m6</sub>	WT
	mm	mm	mm	mm	mm	mm	mm	mm	kg
159x159 mm	159	159	25	58	66	20	239	12	2.2

80 809 ...

£  
Y4

350.00 081

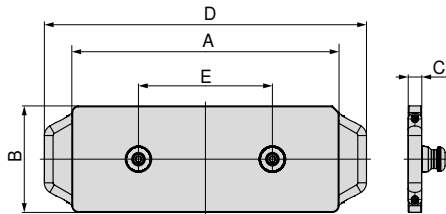


## Steel clamping pallet, 399 x 159 mm

- ▲ Clamping pallet for mounting PNG and MNG
- ▲ Without hole pattern

### Scope of supply:

Unmachined clamping pallet, PNG clamping bolt and positioning pin



Size	A mm	B mm	C mm	D mm	E mm	WT kg
399x159 mm	399	159	20	481	200	10.6

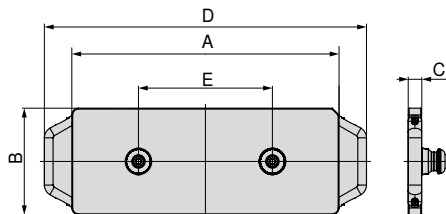
80 809 ...
£ Y4
622.00 082

## Aluminium clamping pallet, 399 x 159 mm

- ▲ Clamping pallet for mounting PNG and MNG
- ▲ Without hole pattern

### Scope of supply:

Unmachined clamping pallet, PNG clamping bolt and positioning pin



Size	A mm	B mm	C mm	D mm	E mm	WT kg
399x159 mm	399	159	25	481	200	5.1

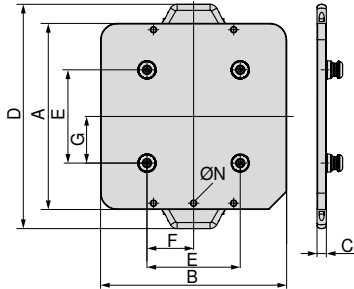
80 809 ...
£ Y4
544.00 083

## Steel clamping pallet, 399 x 399 mm

- ▲ Clamping pallet for mounting PNG and MNG
- ▲ Without hole pattern

### Scope of supply:

Unmachined clamping pallet, PNG clamping bolt and positioning pin



Size	A mm	B mm	C mm	D mm	E mm	F mm	G mm	N	WT kg
399x399 mm	399	399	20	481	200	100	100	M10	28

80 809 ...

£  
Y4

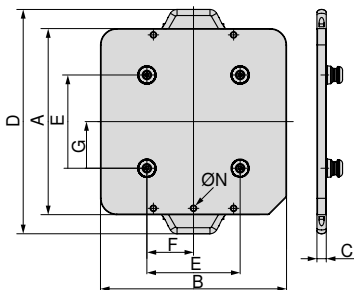
1,359.00 084

## Aluminium clamping pallet, 399 x 399 mm

- ▲ Clamping pallet for mounting PNG and MNG
- ▲ Without hole pattern

### Scope of supply:

Unmachined clamping pallet, PNG clamping bolt and positioning pin



Size	A mm	B mm	C mm	D mm	E mm	F mm	G mm	N	WT kg
399x399 mm	399	399	25	481	200	100	100	M10	12

80 809 ...

£  
Y4


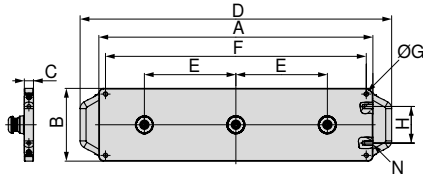
988.00 085

## Steel clamping pallet, 599 x 159 mm

- ▲ Clamping pallet for mounting PNG and MNG
- ▲ Without hole pattern

### Scope of supply:

Unmachined clamping pallet, PNG clamping bolt and positioning pin



Size	A mm	B mm	C mm	D mm	E mm	F mm	G	H mm	N	WT kg
599x159 mm	599	159	20	681	200	570	M10	80	M10	15.6

80 809 ...

£  
Y4

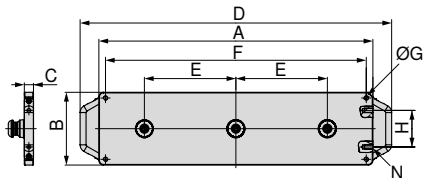
872.00 086

## Aluminium clamping pallet, 599 x 159 mm

- ▲ Clamping pallet for mounting PNG and MNG
- ▲ Without hole pattern

### Scope of supply:

Unmachined clamping pallet, PNG clamping bolt and positioning pin



Size	A mm	B mm	C mm	D mm	E mm	F mm	G	H mm	N	WT kg
599x159 mm	599	159	25	681	200	570	M10	80	M10	7.4

80 809 ...

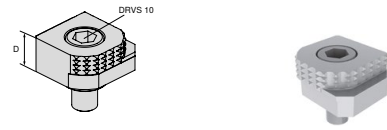
£  
Y4

943.00 087

# General top jaws overview

## 6 function indexable jaw

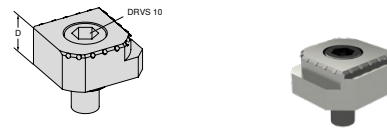
- ▲ 1 = Smooth, carbide coated
- ▲ 2 = Grip with 3 mm step
- ▲ 3 = Grip with 8 mm step
- ▲ 4 = Grip with 18 mm step
- ▲ 5 = Rough grip with 8 mm step
- ▲ 6 = Round grip
- ▲  $M_{max} = 60 \text{ Nm}$
- ▲ Including fixation screws



For vice width	A	A <sub>1</sub>	D	D <sub>1</sub>	D <sub>2</sub>	E	M	M <sub>1</sub>	M <sub>2</sub>	£	Y4	NCG	H5G / -S / -Z	X5G-Z / -S	ESG 4	ESG 5	ESG mini	HDG 2	ZSG 4	ZSG mini	DSG 4	MSG 2	Verso	HSG	
			18							74.00	80 892 246	●	●	●	●	●	●	●	●	●	●	●	●	●	●

## 6x indexable jaw, carbide grip

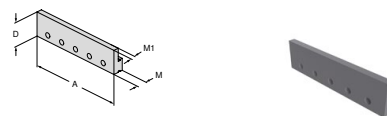
- ▲ 1 = Smooth
- ▲ 2 = Carbide grip
- ▲ 3 = Carbide grip with 3 mm step
- ▲ 4 = Carbide grip with 8 mm step
- ▲ 5 = Round carbide grip with 8 mm step
- ▲ 6 = Round carbide grip
- ▲ Incl. fixing screws



For vice width	A	A <sub>1</sub>	D	D <sub>1</sub>	D <sub>2</sub>	E	M	M <sub>1</sub>	M <sub>2</sub>	£	Y4	NCG	H5G / -S / -Z	X5G-Z / -S	ESG 4	ESG 5	ESG mini	HDG 2	ZSG 4	ZSG mini	DSG 4	MSG 2	Verso	HSG	
			18							107.00	80 890 35300	●	●	●	●	●	●	●	●	●	●	●	●	●	●

## Positioning bar

- ▲ for stepped jaw with T-slot
- ▲ different clamping depths achievable through milling
- ▲ by milling the bar can be used as stop strip
- ▲ Material 1.7131 can be hardened if required
- ▲ Price per piece

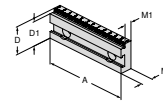


For vice width	A	A <sub>1</sub>	D	D <sub>1</sub>	D <sub>2</sub>	E	M	M <sub>1</sub>	M <sub>2</sub>	£	Y4	NCG	H5G / -S / -Z	X5G-Z / -S	ESG 4	ESG 5	ESG mini	HDG 2	ZSG 4	ZSG mini	DSG 4	MSG 2	Verso	HSG	
	100		32				13,5	7		45.00	80 892 338	●					●	●	●					●	
	125		32				13,5	7		47.00	80 892 339	●	●		●			●	●	●	●				●
	160		32				13,5	7		46.00	80 892 340	●			●			●	●	●					●

# General top jaws overview

## Stepped jaw, grip with T-slot

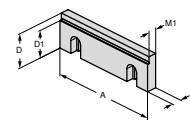
- ▲ T-slot for accommodating a positioning bar
- ▲ with 6.5 mm wide contact surface suitable for workpieces with rough edges
- ▲ laser etched graduation marks (2 mm) as a positioning aid
- ▲ Price per piece



For vice width	A	A <sub>1</sub>	D	D <sub>1</sub>	D <sub>2</sub>	E	M	M <sub>1</sub>	M <sub>2</sub>	£	Y4	NCG	H5G / -S / -Z	X5G-Z / -S	ESG 4	ESG 5	ESG mini	HDG 2	ZSG 4	ZSG mini	DSG 4	MSG 2	Verso	HSG	
100			35	32			17,5	11,5		120.00	80 892 341	•					•	•						•	
100			35	30			17,5	11,5		120.00	80 892 342	•						•	•						•
100			35	27			17,5	11,5		120.00	80 892 343	•						•	•						•
125			40	37			17,5	11,5		129.00	80 892 344	•	•		•			•	•		•				•
125			40	35			17,5	11,5		129.00	80 892 345	•	•		•			•	•		•				•
125			40	32			17,5	11,5		129.00	80 892 346	•	•		•			•	•		•				•
160			50	45			20	13,5		144.00	80 892 348	•			•			•	•		•				•
160			50	42			20	13,5		144.00	80 892 349	•			•			•	•		•				•

## Stepped jaw, smooth

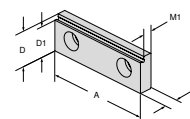
- ▲ Price per piece



For vice width	A	A <sub>1</sub>	D	D <sub>1</sub>	D <sub>2</sub>	E	M	M <sub>1</sub>	M <sub>2</sub>	£	Y4	NCG	H5G / -S / -Z	X5G-Z / -S	ESG 4	ESG 5	ESG mini	HDG 2	ZSG 4	ZSG mini	DSG 4	MSG 2	Verso	HSG	
100			35	30			10	7,5		79.00	80 892 21400	•					•	•							•
125			40	32			11,5	9,5		94.00	80 892 21500	•	•		•			•	•		•				•
160			50	42			13,5	10,5		170.00	80 892 21600	•			•			•	•		•				•

## Stepped jaw, smooth

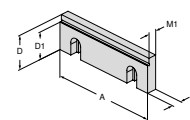
- ▲ Can be used as smooth or stepped jaw
- ▲ Jaw hardened and ground
- ▲ price per piece



For vice width	A	A <sub>1</sub>	D	D <sub>1</sub>	D <sub>2</sub>	E	M	M <sub>1</sub>	M <sub>2</sub>	£	Y4	NCG	H5G / -S / -Z	X5G-Z / -S	ESG 4	ESG 5	ESG mini	HDG 2	ZSG 4	ZSG mini	DSG 4	MSG 2	Verso	HSG	
65			22	19			8	5,5		66.00	80 895 332	•					•					•			•

## Stepped jaw, coated 5 mm

- ▲ Price per piece

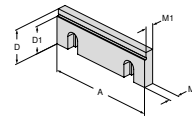


For vice width	A	A <sub>1</sub>	D	D <sub>1</sub>	D <sub>2</sub>	E	M	M <sub>1</sub>	M <sub>2</sub>	£	Y4	NCG	H5G / -S / -Z	X5G-Z / -S	ESG 4	ESG 5	ESG mini	HDG 2	ZSG 4	ZSG mini	DSG 4	MSG 2	Verso	HSG	
80			28	23			10	7,5		143.00	80 878 31400	•			•				•		•				•

## General top jaws overview

### Stepped jaw, coated 5 mm

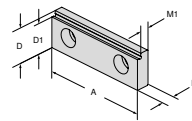
▲ Price per piece



For vice width	A	A <sub>1</sub>	D	D <sub>1</sub>	D <sub>2</sub>	E	M	M <sub>1</sub>	M <sub>2</sub>	£	Y4	NCG	H5G / -S / -Z	X5G-Z / -S	ESG 4	ESG 5	ESG mini	HDG 2	ZSG 4	ZSG mini	DSG 4	MSG 2	Verso	HSG	
100			35	30			10	7,5		157.00	80 892 36300	●					●	●							
125			40	35			11,5	9,5		138.00	80 892 250	●	●		●				●	●		●			●
160			50	45			13,5	10,5		195.00	80 892 36400	●						●	●						●

### Stepped jaw, 5 mm

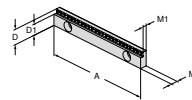
▲ Price per piece



For vice width	A	A <sub>1</sub>	D	D <sub>1</sub>	D <sub>2</sub>	E	M	M <sub>1</sub>	M <sub>2</sub>	£	Y4	NCG	H5G / -S / -Z	X5G-Z / -S	ESG 4	ESG 5	ESG mini	HDG 2	ZSG 4	ZSG mini	DSG 4	MSG 2	Verso	HSG	
80			28	23			10	7,5		117.00	80 878 830				●				●		●				

### Stepped jaw, Grip

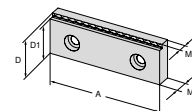
▲ Price per piece



For vice width	A	A <sub>1</sub>	D	D <sub>1</sub>	D <sub>2</sub>	E	M	M <sub>1</sub>	M <sub>2</sub>	£	Y4	NCG	H5G / -S / -Z	X5G-Z / -S	ESG 4	ESG 5	ESG mini	HDG 2	ZSG 4	ZSG mini	DSG 4	MSG 2	Verso	HSG	
125			18	13			8	5,5		124.00	80 898 252		●		●										
125			18	15			8	5,5		124.00	80 898 250		●		●							●			

### Stepped jaw, grip, 3 mm

▲ Price per piece

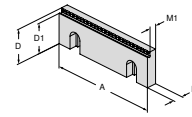


For vice width	A	A <sub>1</sub>	D	D <sub>1</sub>	D <sub>2</sub>	E	M	M <sub>1</sub>	M <sub>2</sub>	£	Y4	NCG	H5G / -S / -Z	X5G-Z / -S	ESG 4	ESG 5	ESG mini	HDG 2	ZSG 4	ZSG mini	DSG 4	MSG 2	Verso	HSG	
80			28	25			10	7		84.00	80 906 30900				●				●		●				

## General top jaws overview

### Stepped jaw, grip 3, 5 and 8 mm

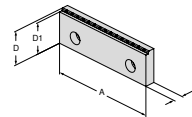
▲ Price per piece



For vice width	A	A <sub>1</sub>	D	D <sub>1</sub>	D <sub>2</sub>	E	M	M <sub>1</sub>	M <sub>2</sub>	£	Y4	NCG	H5G / -S / -Z	X5G-Z / -S	ESG 4	ESG 5	ESG mini	HDG 2	ZSG 4	ZSG mini	DSG 4	MSG 2	Verso	HSG	
100			35	27			10	7,5		99.00	80 892 29200	●					●	●						●	
100			35	30			10	7,5		99.00	80 892 29000	●					●	●							●
100			35	32			10	7,5		99.00	80 892 29400	●					●	●							●
125			40	32			11,5	9		113.00	80 892 29300	●	●		●		●	●				●			●
125			40	35			11,5	9		113.00	80 892 29100	●	●		●		●	●				●			●
125			40	37			11,5	9		113.00	80 892 29500	●	●		●		●	●				●			●
160			50	42			13,5	11		126.00	80 892 29900	●			●		●	●				●			●
160			50	45			13,5	11		126.00	80 892 29800	●			●		●	●				●			●
160			50	47			13,5	11		126.00	80 892 29700	●			●		●	●				●			●

### Stepped jaw, carbide grip 3 mm

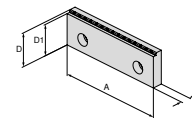
▲ Price per piece



For vice width	A	A <sub>1</sub>	D	D <sub>1</sub>	D <sub>2</sub>	E	M	M <sub>1</sub>	M <sub>2</sub>	£	Y4	NCG	H5G / -S / -Z	X5G-Z / -S	ESG 4	ESG 5	ESG mini	HDG 2	ZSG 4	ZSG mini	DSG 4	MSG 2	Verso	HSG	
100			35	32			7,5			143.00	80 892 37600	●	●		●		●	●			●				●
125			40	37			11,5			157.00	80 892 36500	●	●		●		●	●			●				●
160			50	47			13,5			179.00	80 892 37400	●	●		●		●	●			●				●

### Stepped jaw, carbide grip 5 mm

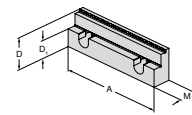
▲ Price per piece



For vice width	A	A <sub>1</sub>	D	D <sub>1</sub>	D <sub>2</sub>	E	M	M <sub>1</sub>	M <sub>2</sub>	£	Y4	NCG	H5G / -S / -Z	X5G-Z / -S	ESG 4	ESG 5	ESG mini	HDG 2	ZSG 4	ZSG mini	DSG 4	MSG 2	Verso	HSG	
100			35	30			12			143.00	80 892 37700	●	●		●		●	●			●				●
125			40	35			13,5			157.00	80 892 37500	●	●		●		●	●			●				●
160			50	45			15,5			179.00	80 892 37300	●	●		●		●	●			●				●

### Stepped jaw, 18 mm with 3 mm Grip Step

▲ Price per piece

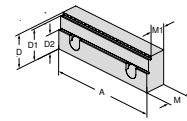


For vice width	A	A <sub>1</sub>	D	D <sub>1</sub>	D <sub>2</sub>	E	M	M <sub>1</sub>	M <sub>2</sub>	£	Y4	NCG	H5G / -S / -Z	X5G-Z / -S	ESG 4	ESG 5	ESG mini	HDG 2	ZSG 4	ZSG mini	DSG 4	MSG 2	Verso	HSG	
125			40	22			21,5			203.00	80 892 288	●	●		●		●	●			●				●

## General top jaws overview

### Stepped jaw, 18 mm with 3 mm grip step

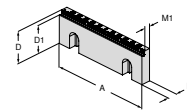
▲ Price per piece



For vice width	A	A <sub>1</sub>	D	D <sub>1</sub>	D <sub>2</sub>	E	M	M <sub>1</sub>	M <sub>2</sub>	£	Y4	NCG	H5G / -S / -Z	X5G-Z / -S	ESG 4	ESG 5	ESG mini	HDG 2	ZSG 4	ZSG mini	DSG 4	MSG 2	Verzo	HSG
	125		40	37	22		24	19		216.00	80 907 302	●	●		●			●	●		●			●

### Stepped jaw, grip 5 mm for aluminium and plastic

▲ Price per piece


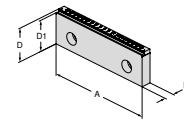


For vice width	A	A <sub>1</sub>	D	D <sub>1</sub>	D <sub>2</sub>	E	M	M <sub>1</sub>	M <sub>2</sub>	£	Y4	NCG	H5G / -S / -Z	X5G-Z / -S	ESG 4	ESG 5	ESG mini	HDG 2	ZSG 4	ZSG mini	DSG 4	MSG 2	Verzo	HSG
	125		40	35			11,5	8		131.00	80 892 36100	●	●		●			●	●		●			●

### Stepped jaw embossed profile

▲ Price per piece

▲ suitable for LANG embossed profile



For vice width	A	A <sub>1</sub>	D	D <sub>1</sub>	D <sub>2</sub>	E	M	M <sub>1</sub>	M <sub>2</sub>	£	Y4	NCG	H5G / -S / -Z	X5G-Z / -S	ESG 4	ESG 5	ESG mini	HDG 2	ZSG 4	ZSG mini	DSG 4	MSG 2	Verzo	HSG
	125		40	37			11,5			126.00	80 892 36200	●	●		●			●	●		●			●

### Jaw, grip

▲ Price per piece

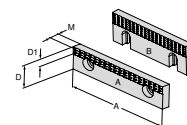


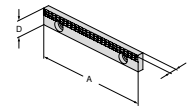
Illustration	A	A <sub>1</sub>	D	D <sub>1</sub>	D <sub>2</sub>	E	M	M <sub>1</sub>	M <sub>2</sub>	£	Y4	NCG	H5G / -S / -Z	X5G-Z / -S	ESG 4	ESG 5	ESG mini	HDG 2	ZSG 4	ZSG mini	DSG 4	MSG 2	Verzo	HSG
A	40		22	7			7,8			31.00	80 892 279						●							
A	65		22	7			7,8			35.00	80 892 280						●							
A	90		22	7			7,8			48.00	80 892 284						●							
B	100		35	12			10			48.00	80 892 21700	●					●	●						●
B	125		40	14,5			11,5			55.00	80 892 21800	●			●		●	●			●			●
B	160		50	14,5			13,5			76.00	80 892 21900	●			●		●	●						●



# General top jaws overview

## Top jaw, grip

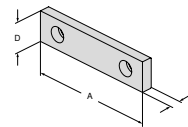
▲ Price per piece



For vice width	A	A <sub>1</sub>	D	D <sub>1</sub>	D <sub>2</sub>	E	M	M <sub>1</sub>	M <sub>2</sub>	£	Y4	NCG	H5G / -S / -Z	X5G-Z / -S	ESG 4	ESG 5	ESG mini	HDG 2	ZSG 4	ZSG mini	DSG 4	MSG 2	Verso	HSG	
	125		18				7,8			61.00	80 898 253	●	●		●							●			

## Ground top jaw

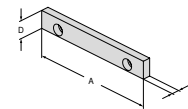
▲ Price per piece



For vice width	A	A <sub>1</sub>	D	D <sub>1</sub>	D <sub>2</sub>	E	M	M <sub>1</sub>	M <sub>2</sub>	£	Y4	NCG	H5G / -S / -Z	X5G-Z / -S	ESG 4	ESG 5	ESG mini	HDG 2	ZSG 4	ZSG mini	DSG 4	MSG 2	Verso	HSG	
	40		22				7,7			31.00	80 889 401														
	40		35				10			35.00	80 889 405							●					●		
	65		22				7,7			35.00	80 889 651												●		
	65		35				10			38.00	80 889 655												●		
	90		22				7,7			38.00	80 889 901												●		
	90		35				10			46.00	80 889 905												●		

## Ground top jaw

▲ Price per piece

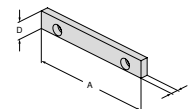


For vice width	A	A <sub>1</sub>	D	D <sub>1</sub>	D <sub>2</sub>	E	M	M <sub>1</sub>	M <sub>2</sub>	£	Y4	NCG	H5G / -S / -Z	X5G-Z / -S	ESG 4	ESG 5	ESG mini	HDG 2	ZSG 4	ZSG mini	DSG 4	MSG 2	Verso	HSG	
	125		18				7,6			47.00	80 898 251	●	●		●							●			

## Top jaw, carbide coated

▲ with carbide coating

▲ Price per piece

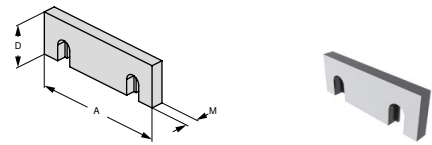


For vice width	A	A <sub>1</sub>	D	D <sub>1</sub>	D <sub>2</sub>	E	M	M <sub>1</sub>	M <sub>2</sub>	£	Y4	NCG	H5G / -S / -Z	X5G-Z / -S	ESG 4	ESG 5	ESG mini	HDG 2	ZSG 4	ZSG mini	DSG 4	MSG 2	Verso	HSG	
	125		18				7,6			93.00	80 898 254	●	●		●							●			

# General top jaws overview

## Smooth jaw

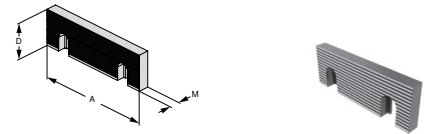
▲ Price per piece



For vice width	A	A <sub>1</sub>	D	D <sub>1</sub>	D <sub>2</sub>	E	M	M <sub>1</sub>	M <sub>2</sub>	£	Y4	NCG	H5G / -S / -Z	X5G-Z / -S	ESG 4	ESG 5	ESG mini	HDG 2	ZSG 4	ZSG mini	DSG 4	MSG 2	Verso	HSG	
100			35				10			37.00	80 892 20400	●					●	●						●	
125			40				11,5			45.00	80 892 20500	●			●			●	●			●			●
160			50				13,5			51.00	80 892 20600	●			●			●	●						●

## Jaw, profiled

▲ Price per piece

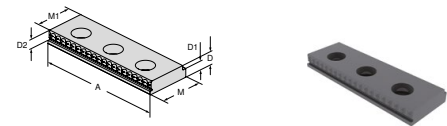


For vice width	A	A <sub>1</sub>	D	D <sub>1</sub>	D <sub>2</sub>	E	M	M <sub>1</sub>	M <sub>2</sub>	£	Y4	NCG	H5G / -S / -Z	X5G-Z / -S	ESG 4	ESG 5	ESG mini	HDG 2	ZSG 4	ZSG mini	DSG 4	MSG 2	Verso	HSG	
100			35				10			42.00	80 892 20700	●					●	●						●	
125			40				11,5			51.00	80 892 20800	●			●			●	●			●			●
160			50				13,5			58.00	80 892 20900	●			●			●	●						●

## Grip jaw, indexable

▲ For vertical and horizontal application

▲ Price per piece



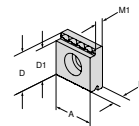
For vice width	A	A <sub>1</sub>	D	D <sub>1</sub>	D <sub>2</sub>	E	M	M <sub>1</sub>	M <sub>2</sub>	£	Y4	NCG	H5G / -S / -Z	X5G-Z / -S	ESG 4	ESG 5	ESG mini	HDG 2	ZSG 4	ZSG mini	DSG 4	MSG 2	Verso	HSG	
65			8	5,5	5		22	19		34.00	80 895 340	●	●					●	●						●
100			10,5	8	5		35	32		48.00	80 895 343	●	●					●	●						●

## Grip jaw, indexable

▲ For vertical and horizontal application

▲ 3 point clamping

▲ Price per piece

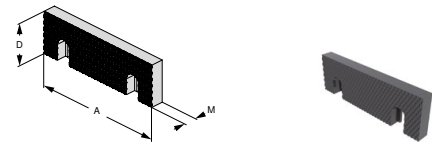


For vice width	A	A <sub>1</sub>	D	D <sub>1</sub>	D <sub>2</sub>	E	M	M <sub>1</sub>	M <sub>2</sub>	£	Y4	NCG	H5G / -S / -Z	X5G-Z / -S	ESG 4	ESG 5	ESG mini	HDG 2	ZSG 4	ZSG mini	DSG 4	MSG 2	Verso	HSG	
65	22		22	19			8	5,5		18.00	80 895 335	●	●					●	●						●
100	35		35	32			10,5	8		29.00	80 895 345	●	●					●	●						●

## General top jaws overview

### Jaw, cut

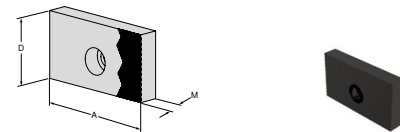
▲ Price per piece



For vice width	A	A <sub>1</sub>	D	D <sub>1</sub>	D <sub>2</sub>	E	M	M <sub>1</sub>	M <sub>2</sub>	£	Y4	NCG	H5G / -S / -Z	X5G-Z / -S	ESG 4	ESG 5	ESG mini	HDG 2	ZSG 4	ZSG mini	DSG 4	MSG 2	Verso	HSG	
100			35				11			49.00	80 892 20100	●					●	●						●	
125			40				12,5			60.00	80 892 20200	●			●			●	●			●			●
160			50				14,5			70.00	80 892 20300	●			●			●	●						●

### Jaw, cut

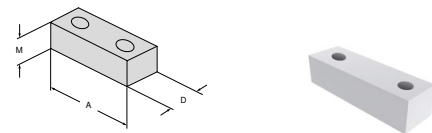
▲ Price per piece



For vice width	A	A <sub>1</sub>	D	D <sub>1</sub>	D <sub>2</sub>	E	M	M <sub>1</sub>	M <sub>2</sub>	£	Y4	NCG	H5G / -S / -Z	X5G-Z / -S	ESG 4	ESG 5	ESG mini	HDG 2	ZSG 4	ZSG mini	DSG 4	MSG 2	Verso	HSG	
40			35				11			35.00	80 889 408												●		
40			22				8			31.00	80 889 404						●						●		
65			35				11			38.00	80 889 658												●		
65			22				8			35.00	80 889 654						●						●		
90			35				11			46.00	80 889 908												●		
90			22				8			38.00	80 889 904												●		

### Soft jaw, steel

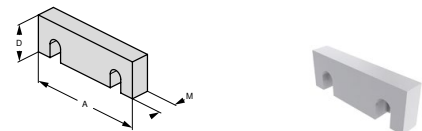
- ▲ Material: 16MnCr5
- ▲ Only for vertical application
- ▲ Price per piece



For vice width	A	A <sub>1</sub>	D	D <sub>1</sub>	D <sub>2</sub>	E	M	M <sub>1</sub>	M <sub>2</sub>	£	Y4	NCG	H5G / -S / -Z	X5G-Z / -S	ESG 4	ESG 5	ESG mini	HDG 2	ZSG 4	ZSG mini	DSG 4	MSG 2	Verso	HSG	
40			22				20			31.00	80 895 244						●						●		
65			22				20			35.00	80 895 245		●		●		●		●				●		
90			22				20			38.00	80 895 246						●		●				●		

### Soft jaw, steel

- ▲ Material: 14NiCr14
- ▲ for the preparation of formed jaws
- ▲ Price per piece

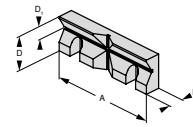


For vice width	A	A <sub>1</sub>	D	D <sub>1</sub>	D <sub>2</sub>	E	M	M <sub>1</sub>	M <sub>2</sub>	£	Y4	NCG	H5G / -S / -Z	X5G-Z / -S	ESG 4	ESG 5	ESG mini	HDG 2	ZSG 4	ZSG mini	DSG 4	MSG 2	Verso	HSG	
100			35				16			40.00	80 892 24700	●					●	●						●	
125			40				20			47.00	80 892 24800	●	●		●			●	●			●			●
160			50				20			53.00	80 892 24900	●			●			●	●						●

## General top jaws overview

### Prismatic jaw

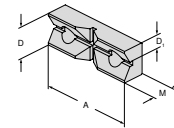
- ▲ with horizontal and vertical prism
- ▲ prism horizontally and vertically ground for parallelism
- ▲ Price per piece



For clamping diameter	A	A <sub>1</sub>	D	D <sub>1</sub>	D <sub>2</sub>	E	M	M <sub>1</sub>	M <sub>2</sub>	£	Y4	NCG	H5G / -S / -Z	X5G-Z / -S	ESG 4	ESG 5	ESG mini	HDG 2	ZSG 4	ZSG mini	DSG 4	MSG 2	Verso	HSG	
11 - 41	100		35	13			15,5			118.00	80 892 26100	●					●	●							●
14 - 48	125		40	16			17,5			131.00	80 892 26200	●	●		●			●	●			●			●
16 - 60	160		50	20			19,5			196.00	80 892 26300	●			●			●	●						●

### Prismatic jaw

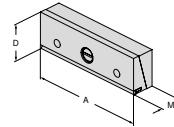
- ▲ with horizontal and vertical prism
- ▲ price per piece



For clamping diameter	A	A <sub>1</sub>	D	D <sub>1</sub>	D <sub>2</sub>	E	M	M <sub>1</sub>	M <sub>2</sub>	£	Y4	NCG	H5G / -S / -Z	X5G-Z / -S	ESG 4	ESG 5	ESG mini	HDG 2	ZSG 4	ZSG mini	DSG 4	MSG 2	Verso	HSG	
11 - 22	65		22	11			15			120.00	80 895 337	●	●				●		●			●			●

### Precision pull down jaw

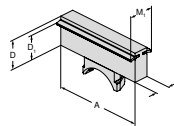
- ▲ Pull down jaw is only for use on the movable jaw
- ▲ Price per piece



For vice width	A	A <sub>1</sub>	D	D <sub>1</sub>	D <sub>2</sub>	E	M	M <sub>1</sub>	M <sub>2</sub>	£	Y4	NCG	H5G / -S / -Z	X5G-Z / -S	ESG 4	ESG 5	ESG mini	HDG 2	ZSG 4	ZSG mini	DSG 4	MSG 2	Verso	HSG	
90			35				25			212.00	80 892 356												●		
100			35				25			238.00	80 892 370	●					●								●
125			40				25			245.00	80 892 371	●	●		●			●	●		●				●
160			50				27,5			375.00	80 892 372	●			●			●	●						●

### Adapter jaws with pull down

- ▲ for the types NCG, NCG2, and HDG2
- ▲ with reciprocal pull down feather/spring jaws
- ▲ price per piece



For vice width	A	A <sub>1</sub>	D	D <sub>1</sub>	D <sub>2</sub>	E	M	M <sub>1</sub>	M <sub>2</sub>	£	Y4	NCG	H5G / -S / -Z	X5G-Z / -S	ESG 4	ESG 5	ESG mini	HDG 2	ZSG 4	ZSG mini	DSG 4	MSG 2	Verso	HSG	
100			35	28			28	45		265.00	80 892 258	●													
125			40	32,5			20	35		259.00	80 892 259	●						●							
160			50	42			20	35		309.00	80 892 260	●						●							

# General top jaws overview

## Multipin front jaw

▲ Price per piece



**NEW**

**80 890 ...**

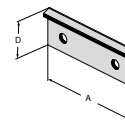
£  
Y4

289.00 30200

A mm	D mm
125	40

## Pull down jaw with spring plate

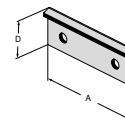
▲ for finish machining  
▲ Price per piece



For vice width	A	A <sub>1</sub>	D	D <sub>1</sub>	D <sub>2</sub>	E	M	M <sub>1</sub>	M <sub>2</sub>	£	Y4	NCG	H5G / -S / -Z	X5G-Z / -S	ESG 4	ESG 5	ESG mini	HDG 2	ZSG 4	ZSG mini	DSG 4	MSG 2	Verso	HSG	
	80		24							61.00															
	125		35							80.00					•					•		•			
	160		45							91.00					•					•		•			

## Pull down jaw with spring plate

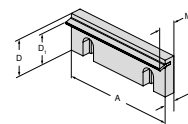
▲ for finish machining  
▲ Price per piece



For vice width	A	A <sub>1</sub>	D	D <sub>1</sub>	D <sub>2</sub>	E	M	M <sub>1</sub>	M <sub>2</sub>	£	Y4	NCG	H5G / -S / -Z	X5G-Z / -S	ESG 4	ESG 5	ESG mini	HDG 2	ZSG 4	ZSG mini	DSG 4	MSG 2	Verso	HSG	
	65		23							53.00															
	100		36							67.00															
	125		41							80.00															
	160		51							91.00															

## Spring leaf pull down jaw

▲ Price per piece

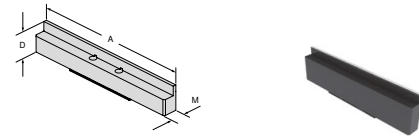


For vice width	A	A <sub>1</sub>	D	D <sub>1</sub>	D <sub>2</sub>	E	M	M <sub>1</sub>	M <sub>2</sub>	£	Y4	NCG	H5G / -S / -Z	X5G-Z / -S	ESG 4	ESG 5	ESG mini	HDG 2	ZSG 4	ZSG mini	DSG 4	MSG 2	Verso	HSG	
	100		35	28			10	18,5		55.00															
	125		40	32,5			11,5	19		63.00					•										
	160		50	42			13,5	21		82.00					•										

# Workpiece supports overview

## Workpiece supports, offset

- ▲ hardened and ground
- ▲ held by means of spring wedge in the baseplate
- ▲ Price for 2 pieces



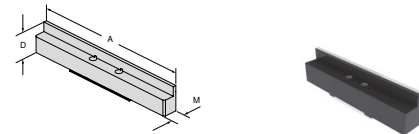
For vice width	A	A <sub>1</sub>	D	D <sub>1</sub>	D <sub>2</sub>	E	M	M <sub>1</sub>	M <sub>2</sub>	£	Y4	NCG	H5G / -S / -Z	X5G-Z / -S	ESG 4	ESG 5	ESG mini	HDG 2	ZSG 4	ZSG mini	DSG 4	MSG 2	Verzo	HSG	
100			16				10,5			124.00	80 890 401	●													
100			11				10,5			124.00	80 890 400	●													
100			23				10,5			124.00	80 890 409	●													
100			25,5				10,5			124.00	80 890 411	●													
100			29,5				10,5			124.00	80 890 421	●													
125			32,5				10,5			143.00	80 890 395	●													
125			11				10,5			143.00	80 890 390	●													
125			16				10,5			143.00	80 890 391	●													
125			21				10,5			143.00	80 890 392	●													
125			26				10,5			143.00	80 890 393	●													
125			29				10,5			143.00	80 890 394	●													
125			36				10,5			143.00	80 890 396	●													
125			25				10,5			143.00	80 890 422	●													
160			39				10,5			183.00	80 890 454	●													
160			26				10,5			174.00	80 890 452	●													
160			42,5				10,5			196.00	80 890 456	●													

For vice width	A	A <sub>1</sub>	D	D <sub>1</sub>	D <sub>2</sub>	E	M	M <sub>1</sub>	M <sub>2</sub>	£	Y4	NCG	H5G / -S / -Z	X5G-Z / -S	ESG 4	ESG 5	ESG mini	HDG 2	ZSG 4	ZSG mini	DSG 4	MSG 2	Verzo	HSG	
125							10,5			940.00	80 890 399	●													

**80 890 399:** Set of 7 workpiece supports of 2 pieces in a wooden box (exclusive **80 890 422**)

## Workpiece supports, offset

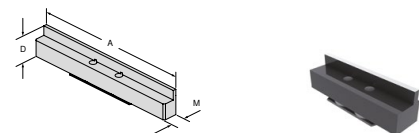
- ▲ Price for 2 pieces



For vice width	A	A <sub>1</sub>	D	D <sub>1</sub>	D <sub>2</sub>	E	M	M <sub>1</sub>	M <sub>2</sub>	£	Y4	NCG	H5G / -S / -Z	X5G-Z / -S	ESG 4	ESG 5	ESG mini	HDG 2	ZSG 4	ZSG mini	DSG 4	MSG 2	Verzo	HSG		
65			11				10,5			118.00	80 897 011	●														
65			16				10,5			118.00	80 897 016	●														

## Workpiece supports, offset

- ▲ Price for 2 pieces

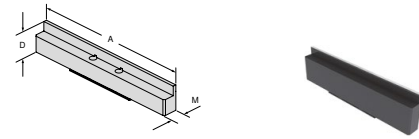


For vice width	A	A <sub>1</sub>	D	D <sub>1</sub>	D <sub>2</sub>	E	M	M <sub>1</sub>	M <sub>2</sub>	£	Y4	NCG	H5G / -S / -Z	X5G-Z / -S	ESG 4	ESG 5	ESG mini	HDG 2	ZSG 4	ZSG mini	DSG 4	MSG 2	Verzo	HSG		
40			11				10,5			113.00	80 897 004	●														
40			16				10,5			113.00	80 897 005	●														

# Workpiece supports overview

## Workpiece supports, offset

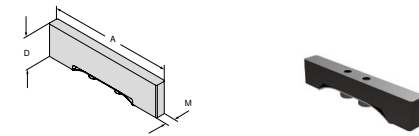
- ▲ Hardened and ground
- ▲ Held by means of clamping springs in the base plate
- ▲ 2 pieces contained in set
- ▲ Price per set



For vice width	A	A <sub>1</sub>	D	D <sub>1</sub>	D <sub>2</sub>	E	M	M <sub>1</sub>	M <sub>2</sub>	£	Y4	NCG	H5G / -S / -Z	X5G-Z / -S	ESG 4	ESG 5	ESG mini	HDG 2	ZSG 4	ZSG mini	DSG 4	MSG 2	Verso	HSG		
	125		11				10,5			140.00	80 901 703				●											
	125		21				10,5			143.00	80 901 704				●											
	125		25				10,5			140.00	80 901 705				●											
	160		26				10,5			170.00	80 901 700				●											
	125		32,5				10,5			140.00	80 901 706				●											
	160		39				10,5			180.00	80 901 701				●											
	160		42,5				10,5			192.00	80 901 702				●											

## Workpiece supports, offset

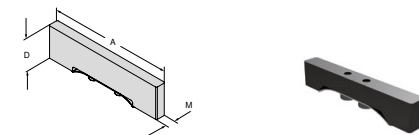
- ▲ Hardened and ground
- ▲ Held by means of clamping springs in the base plate
- ▲ Two pieces contained in set
- ▲ Price per set



For vice width	A	A <sub>1</sub>	D	D <sub>1</sub>	D <sub>2</sub>	E	M	M <sub>1</sub>	M <sub>2</sub>	£	Y4	NCG	H5G / -S / -Z	X5G-Z / -S	ESG 4	ESG 5	ESG mini	HDG 2	ZSG 4	ZSG mini	DSG 4	MSG 2	Verso	HSG		
	80		15				10,5			116.00	80 901 707				●											
	80		20				10,5			116.00	80 901 708				●											

## Workpiece supports, offset

- ▲ Hardened and ground
- ▲ Held by means of clamping springs in the base plate
- ▲ Two pieces contained in set
- ▲ Price per set

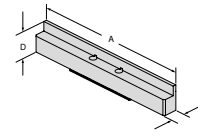


For vice width	A	A <sub>1</sub>	D	D <sub>1</sub>	D <sub>2</sub>	E	M	M <sub>1</sub>	M <sub>2</sub>	£	Y4	NCG	H5G / -S / -Z	X5G-Z / -S	ESG 4	ESG 5	ESG mini	HDG 2	ZSG 4	ZSG mini	DSG 4	MSG 2	Verso	HSG	
	125		15				10,5			140.00	80 906 715										●				
	125		22				10,5			140.00	80 906 722										●				
	125		25				10,5			140.00	80 906 725										●				
	125		32,5				10,5			140.00	80 906 732										●				

# Workpiece supports overview

## Workpiece surface, offset

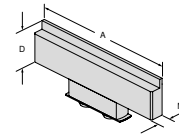
- ▲ hardened and ground
- ▲ price for 2 pieces



For vice width	A	A <sub>1</sub>	D	D <sub>1</sub>	D <sub>2</sub>	E	M	M <sub>1</sub>	M <sub>2</sub>	£	Y4	NCG	H5G / -S / -Z	X5G-Z / -S	ESG 4	ESG 5	ESG mini	HDG 2	ZSG 4	ZSG mini	DSG 4	MSG 2	Verzo	HSG
40			11				10,5			113.00	80 889 411												●	
40			16				10,5			113.00	80 889 416												●	
40			21				10,5			113.00	80 889 421												●	
40			25				10,5			113.00	80 889 425												●	
40			28				10,5			113.00	80 889 428												●	
40			30				10,5			113.00	80 889 430												●	
40			32,5				10,5			113.00	80 889 432												●	
65			11				10,5			113.00	80 889 611												●	
65			16				10,5			113.00	80 889 616												●	
65			21				10,5			113.00	80 889 622												●	
65			25				10,5			113.00	80 889 625												●	
65			28				10,5			113.00	80 889 628												●	
65			30				10,5			113.00	80 889 630												●	
65			32,5				10,5			113.00	80 889 632												●	
90			11				10,5			130.00	80 889 911												●	
90			16				10,5			130.00	80 889 916												●	
90			21				10,5			130.00	80 889 921												●	
90			25				10,5			130.00	80 889 925												●	
90			28				10,5			130.00	80 889 928												●	
90			30				10,5			130.00	80 889 930												●	
90			32,5				10,5			130.00	80 889 932												●	

## Workpiece supports

- ▲ hardened and ground
- ▲ held by spring clips in the baseplate
- ▲ Price for 2 pieces



For vice width	A	A <sub>1</sub>	D	D <sub>1</sub>	D <sub>2</sub>	E	M	M <sub>1</sub>	M <sub>2</sub>	£	Y4	NCG	H5G / -S / -Z	X5G-Z / -S	ESG 4	ESG 5	ESG mini	HDG 2	ZSG 4	ZSG mini	DSG 4	MSG 2	Verzo	HSG
100			16				10,5			120.00	80 892 401								●					
100			25,5				10,5			120.00	80 892 411								●					
100			29,5				10,5			120.00	80 892 421								●					
125			11				10,5			143.00	80 892 390								●					
125			16				10,5			143.00	80 892 391								●					
125			21				10,5			143.00	80 892 392								●					
125			26				10,5			143.00	80 892 393								●					
125			29				10,5			143.00	80 892 394								●					
125			32,5				10,5			143.00	80 892 395								●					
125			36				10,5			143.00	80 892 396								●					
160			26				10,5			174.00	80 892 403								●					
160			39				10,5			183.00	80 892 413								●					
160			42,5				10,5			196.00	80 892 423								●					

For vice width	A	A <sub>1</sub>	D	D <sub>1</sub>	D <sub>2</sub>	E	M	M <sub>1</sub>	M <sub>2</sub>	£	Y4	NCG	H5G / -S / -Z	X5G-Z / -S	ESG 4	ESG 5	ESG mini	HDG 2	ZSG 4	ZSG mini	DSG 4	MSG 2	Verzo	HSG
125							10,5			940.00	80 892 399							●						

**80 892 399:** Set of 7 workpiece supports of 2 pieces in a wooden box



## Magnet workpiece supports, set



- ▲ With clearance on the underside
- ▲ Flexible and rational clamping
- ▲ Height accuracy +/- 0.01 mm
- ▲ Quick and easy to install thanks to magnetic adhesion

## Workpiece supports overview

### Magnet workpiece supports, set

- ▲ Stainless spring steel
- ▲ Pressed magnets
- ▲ Delivered in set: 5 pairs of 2 pieces
- ▲ Price per set



A	D	M	£	NEW	Y4	NCG	H5G / -S / -Z	X5G-Z / -S	ESG 4	ESG 5	ESG mini	HDG 2	ZSG 4	ZSG mini	DSG 4	MSG 2	Verso	HSG
80	5 / 10 / 15 / 20 / 22	2,5	272.00		80 878 79800	●		●	●				●		●			
125	8 / 12 / 15 / 20 / 22	2,5	306.00		80 878 79700	●		●	●				●		●			
125	8 / 12 / 20 / 25 / 27	2,5	306.00		80 878 79900	●		●	●				●		●			

### Magnet workpiece supports, set

- ▲ Stainless spring steel
- ▲ Pressed magnets
- ▲ Delivered in set: 5 pairs of 2 pieces
- ▲ Price per set



A	D	M	£	Y4	NCG	H5G / -S / -Z	X5G-Z / -S	ESG 4	ESG 5	ESG mini	HDG 2	ZSG 4	ZSG mini	DSG 4	MSG 2	Verso	HSG
100	12 / 20 / 25 / 30 / 32	2,5	298.00	80 892 79700	●		●			●	●	●					
125	12 / 25 / 30 / 35 / 37	2,5	314.00	80 892 79800	●		●				●	●		●			
160	15 / 30 / 40 / 45 / 47	2,5	330.00	80 892 79900	●		●	●			●	●					

### Magnet workpiece supports, set

- ▲ Stainless spring steel
- ▲ Pressed magnets
- ▲ Delivered in set: 5 pairs of 2 pieces
- ▲ Price per set

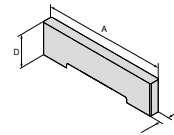


A	D	M	£	Y4	NCG	H5G / -S / -Z	X5G-Z / -S	ESG 4	ESG 5	ESG mini	HDG 2	ZSG 4	ZSG mini	DSG 4	MSG 2	Verso	HSG
125	9 / 22 / 27 / 32 / 34	2,5	306.00	80 901 79900	●		●				●	●		●			

# Workpiece supports overview

## Magnet workpiece supports

▲ Price per pair



A	D	M	£	Y4	NCG	H5G / -S / -Z	X5G Z / -S	ESG 4	ESG 5	ESG mini	HDG 2	ZSG 4	ZSG mini	DSG 4	MSG 2	Verso	HSG
80	5	2,5	62.00	80 892 79600													
80	10	2,5	62.00	80 892 79500													
80	15	2,5	62.00	80 892 79400													
80	20	2,5	62.00	80 892 79300													
80	22	2,5	62.00	80 892 79200													
100	12	2,5	65.00	80 892 79100													
100	20	2,5	65.00	80 892 79000													
100	25	2,5	65.00	80 892 78900													
100	27	2,5	65.00	80 892 78800													
100	29	2,5	65.00	80 892 78700													
100	30	2,5	65.00	80 892 78600													
100	31	2,5	65.00	80 892 78500													
100	32	2,5	65.00	80 892 78400													
125	8	2,5	68.00	80 892 78300													
125	9	2,5	68.00	80 892 78200													
125	10	2,5	68.00	80 892 78100													
125	12	2,5	68.00	80 892 78000													
125	15	2,5	68.00	80 892 77900													
125	20	2,5	68.00	80 892 77800													
125	22	2,5	68.00	80 892 77700													
125	23	2,5	68.00	80 892 77600													
125	25	2,5	68.00	80 892 77500													
125	27	2,5	68.00	80 892 77400													
125	30	2,5	68.00	80 892 77300													
125	31	2,5	68.00	80 892 77200													
125	32	2,5	68.00	80 892 77100													
125	33	2,5	68.00	80 892 77000													
125	34	2,5	68.00	80 892 76900													
125	35	2,5	68.00	80 892 76800													
125	36	2,5	68.00	80 892 76700													
125	37	2,5	68.00	80 892 76600													
160	15	2,5	74.00	80 892 76500													
160	22	2,5	74.00	80 892 76400													
160	30	2,5	74.00	80 892 76300													
160	37	2,5	74.00	80 892 76200													
160	40	2,5	74.00	80 892 76100													
160	41	2,5	74.00	80 892 76000													
160	42	2,5	74.00	80 892 75900													
160	43	2,5	74.00	80 892 75800													
160	44	2,5	74.00	80 892 75700													
160	45	2,5	75.00	80 892 75600													
160	46	2,5	74.00	80 892 75500													
160	47	2,5	74.00	80 892 75400													

## Workpiece support, magnetic


Scope of supply:

Including stop pin 50 mm/100 mm



for width mm	Size	£ Y4	80 892 ...
80/100/125/160	60x15	104.00	23800
80/100/125/160	115x15	150.00	23900

## Extension for workpiece support, magnetic



for width mm	Size	£ Y4	80 892 ...
80/100/125/160	68x30 mm	80.00	25400

## Accessories General Overview

### Alignment and centering kit for T-slots

▲ Price per piece

ESG 4	DSG 4
H5G -Z	ESG mini



80 897 ...

l mm	for slot width mm	£ Y4	
100	14	52.00	114
100	16	52.00	116
100	18	52.00	118

### Alignment and centring set

▲ Price per piece

ESG 4	DSG 4
----------	----------



80 906 ...

l mm	for slot width mm	£ Y4	
80	12	55.00	812
80	14	55.00	814
80	16	55.00	816
80	18	55.00	818

### Clamping Screw Set for T-slot for MNG

▲ Price for 2 pieces

ZSG 4	ESG 4
DSG 4	



80 899 ...

for width mm	G	£ Y4	
12	M10	14.00	312
14	M12	14.00	314
16	M12	19.00	316
18	M12	24.00	318

### Workpiece stop

NCG	H5G 2	ZSG 4	DSG 4
H5G	ESG 4	ESG mini	



80 892 ...

£  
Y4  
60.00 400

### Workpiece stop

MSG 2	ZSG 4	DSG 4
ESG 4	ESG mini	



80 895 ...

£  
Y4  
41.00 010

### Workpiece stop

ZSG 4	ESG 4
----------	----------




80 884 ...

£  
Y4  
40.00 400

## Accessories General Overview

### Replacement spring plates

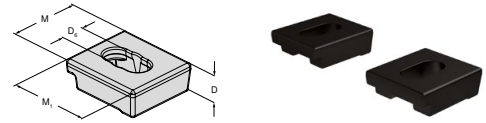
- ▲ price per piece
- ▲ for pull down and intermediate jaws



		80 892 ...	
for width		£	
mm		Y4	
100		22.00	430
125		23.00	431
160		25.00	432

### Clamping claws

- ▲ Price for 2 pieces



				80 890 ...	
D	D <sub>6</sub>	M	M <sub>1</sub>	£	
mm	mm	mm	mm	Y4	
20	16	50	57	35.00	315

# Clamping levers overview

## Clamping Handle with Joint

▲ without socket



Torque in Nm	Square drive	DRVS	£	Y4	NCG	H5G / -S / -Z	X5G-Z / -S	ESG 4	ESG 5	ESG mini	HDG 2	ZSG 4	ZSG mini	DSG 4	MSG 2	Verso	HSG	MING
	1/2"		70.00	80 891 600				●		●		●						

## Torque Wrench

▲ without socket



Torque in Nm	Square drive	DRVS	£	Y4	NCG	H5G / -S / -Z	X5G-Z / -S	ESG 4	ESG 5	ESG mini	HDG 2	ZSG 4	ZSG mini	DSG 4	MSG 2	Verso	HSG	MING
10 - 100	1/2"		257.00	80 884 502				●		●	●	●	●	●				
20 - 200	1/2"		257.00	80 884 504			●	●		●	●	●	●	●				

## Torque key

▲ without socket



Torque in Nm	Square drive	DRVS	£	Y4	NCG	H5G / -S / -Z	X5G-Z / -S	ESG 4	ESG 5	ESG mini	HDG 2	ZSG 4	ZSG mini	DSG 4	MSG 2	Verso	HSG	MING
5 - 50	3/8"		257.00	80 884 402									●		●	●		●

## Control set

▲ Torque key incl. socket, screwdriver A/F10 and 1/2" extension



Torque in Nm	Square drive	DRVS	£	Y4	NCG	H5G / -S / -Z	X5G-Z / -S	ESG 4	ESG 5	ESG mini	HDG 2	ZSG 4	ZSG mini	DSG 4	MSG 2	Verso	HSG	MING
	3/8"	10	301.00	80 899 410														●

# Clamping levers overview

## Socket

▲ Suitable for 1/2" and 3/8" square drive



Torque in Nm	Square drive	DRVS	£	Y4	NCG	H5G / -S / -Z	X5G-Z / -S	ESG 4	ESG 5	ESG mini	HDG 2	ZSG 4	ZSG mini	DSG 4	MSG 2	Verso	HSG	MNG
	3/8"	5	17.00	80 877 105														
	3/8"	8	17.00	80 877 108														
	1/2"	8	17.00	80 877 208						•					•	•		•
	1/2"	10	17.00	80 877 210						•								
	1/2"	14	17.00	80 877 214			•			•								

## Socket

▲ Suitable for 1/2" and 3/8" square drive



Torque in Nm	Square drive	DRVS	£	Y4	NCG	H5G / -S / -Z	X5G-Z / -S	ESG 4	ESG 5	ESG mini	HDG 2	ZSG 4	ZSG mini	DSG 4	MSG 2	Verso	HSG	MNG
	3/8"	7	17.00	80 875 107														
	3/8"	11	17.00	80 875 11100									•		•			
	3/8"	12	17.00	80 875 112				•				•		•				
	1/2"	12	17.00	80 875 212				•				•		•				
	1/2"	14	17.00	80 875 214				•				•		•				

## Screws Overview

### Clamping screw for top jaws

▲ DIN EN ISO 4762 (1998-02)



For vice width	G	J <sub>17</sub>	£	Y4	NCG	H5G / -S / -Z	X5G-Z / -S	ESG 4	ESG 5	ESG mini	HDG 2	ZSG 4	ZSG mini	DSG 4	MSG 2	Verso	HSG	MING
M8x12			1.00	80 892 296	●	●					●	●						

### Clamping screw with shallow head for top jaws

▲ see DIN7984 (1985-05)



For vice width	G	J <sub>17</sub>	£	Y4	NCG	H5G / -S / -Z	X5G-Z / -S	ESG 4	ESG 5	ESG mini	HDG 2	ZSG 4	ZSG mini	DSG 4	MSG 2	Verso	HSG	MING
M8x10			1.00	80 889 950	●	●					●	●			●			

### Clamping screw for system jaws

▲ Price per piece



For vice width	G	J <sub>17</sub>	£	Y4	NCG	H5G / -S / -Z	X5G-Z / -S	ESG 4	ESG 5	ESG mini	HDG 2	ZSG 4	ZSG mini	DSG 4	MSG 2	Verso	HSG	MING
M12x20			1.00	80 890 630	●	●												
M12x40			2.00	80 890 632	●	●												

### Allen cap screw

▲ DIN 912



For vice width	G	J <sub>17</sub>	£	Y4	NCG	H5G / -S / -Z	X5G-Z / -S	ESG 4	ESG 5	ESG mini	HDG 2	ZSG 4	ZSG mini	DSG 4	MSG 2	Verso	HSG	MING
M12x45			2.00	80 899 124											●			●

### Dowel screws

▲ Price for 2 pieces



For vice width	G	J <sub>17</sub>	£	Y4	NCG	H5G / -S / -Z	X5G-Z / -S	ESG 4	ESG 5	ESG mini	HDG 2	ZSG 4	ZSG mini	DSG 4	MSG 2	Verso	HSG	MING
100	M12x38	12	35.00	80 890 313	●			●										
125 / 160	M16x55	16	56.00	80 890 314	●													

## Screws Overview

### Dowel screw

▲ Price for 2 pieces



For vice width	G	J <sub>17</sub>	£	Y4	NCG	H5G / -S / -Z	X5G-Z / -S	ESG 4	ESG 5	ESG mini	HDG 2	ZSG 4	ZSG mini	DSG 4	MSG 2	Verso	HSG	MING
125	M12x45	12	24.00	80 895 019	●	●	●	●	●	●	●	●	●	●	●	●	●	●

### Clamping screw and T-Nuts

▲ For mounting the clamping claw

▲ Price per 2 pieces



For slot width	G	J <sub>17</sub>	£	Y4	NCG	H5G / -S / -Z	X5G-Z / -S	ESG 4	ESG 5	ESG mini	HDG 2	ZSG 4	ZSG mini	DSG 4	MSG 2	Verso	HSG	MING
12	M10		16.00	80 890 308	●	●	●	●	●	●	●	●	●	●	●			
14	M12		16.00	80 890 309	●	●	●	●	●	●	●	●	●	●	●			
16	M14		17.00	80 890 310	●	●	●	●	●	●	●	●	●	●	●			
18	M16		18.00	80 890 311	●	●	●	●	●	●	●	●	●	●	●			

### Clamping screws for round clamps, T-Nut

▲ incl. nut and washer


▲ Price per 2 Pieces



For slot width	G	J <sub>17</sub>	£	Y4	NCG	H5G / -S / -Z	X5G-Z / -S	ESG 4	ESG 5	ESG mini	HDG 2	ZSG 4	ZSG mini	DSG 4	MSG 2	Verso	HSG	MING
12	M10		14.00	80 899 112											●			●
14	M12		14.00	80 899 114											●			●
16	M12		16.00	80 899 116											●			●
18	M12		17.00	80 899 118											●			●

### Tenon incl. screw

▲ Price per 2 pieces



For slot width	G	J <sub>17</sub>	£	Y4	NCG	H5G / -S / -Z	X5G-Z / -S	ESG 4	ESG 5	ESG mini	HDG 2	ZSG 4	ZSG mini	DSG 4	MSG 2	Verso	HSG	MING
12	M6		59.00	80 898 412	●	●	●	●	●	●	●	●	●	●	●	●	●	●
14	M6		59.00	80 898 414	●	●	●	●	●	●	●	●	●	●	●	●	●	●
16	M6		59.00	80 898 416	●	●	●	●	●	●	●	●	●	●	●	●	●	●
18	M6		59.00	80 898 418	●	●	●	●	●	●	●	●	●	●	●	●	●	●