
ZSG 4
CERATIZIT GROUP

New products for clamping technology

NEW SoloClamp – ESG 5



60–68

ESG 5

The new, optimised ESG 5 – with a focus on improved user-friendliness and durability.

NEW CentriClamp – ZSG 4

85–103

ZSG 4

The new, optimised ZSG 4 – with a focus on improved user-friendliness and durability.

NEW CentriClamp – ZSG mini

104–112

ZSG mini

The ZSG mini is ideal for clamping small workpieces.

NEW PolyClamp – Verso



132–144

Verso

The new flexible multiple vice with quick jaw change system for many small and large workpieces.

NEW Stationary three-jaw chuck – SBF 3

145–150

SBF 3

The SBF 3 can be used to perfectly clamp round components.

Solid drilling and bore machining
1 HSS drilling
2 Solid carbide drilling
3 Indexable insert drilling
4 Reaming and Countersinking
5 Spindle Tooling

Threading
6 Taps and thread formers
7 Circular and Thread Milling
8 Thread turning

Turning
9 Turning Tools
10 Multifunctional Tools – EcoCut and FreeTurn
11 Grooving Tools
12 Miniature turning tools

Milling
13 HSS Milling Cutters
14 Solid Carbide milling cutters
15 Milling tools with indexable inserts

Clamping technology
16 Adaptors and Accessories
17 Workpiece clamping

18 Material examples

Table of contents

The new, optimised ZSG 4	4
Clamping systems overview	5
Toolfinder – Clamping systems	6–9
Product programme	10–201
General top jaws overview	181–190
Workpiece supports overview	191–195
Accessories General Overview	196+197
Clamping levers overview	198+199
Screws Overview	200+201

WNT \ Performance

Premium quality tools for high performance.

The premium quality tools from the **WNT Performance** product line have been designed for specific applications and are distinguished by their outstanding performance. If you make high demands on the performance of your production and want to achieve the very best results, we recommend the Premium tools in this product line.

The new, optimised ZSG 4

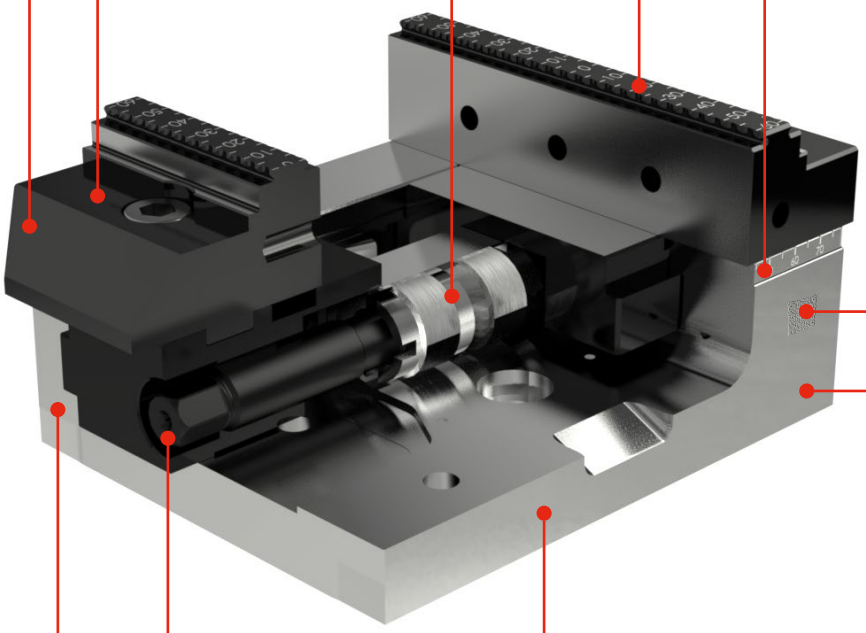

Design
Compact design with ideal accessibility

Durability
Protected spindle – closed system, high process security

Scale
Laser marking of the base body and jaws, aid for positioning the system jaws and workpiece

Jaw change
Quick and easy with two screws

QR code
With lots of helpful information

Quality
Sustainable model with nickel-plated base body ensures a long service life

Precision
High precision thanks to backlash-free mounting

Compatibility
The same clamping ranges, significantly improved interference contour, comprehensive modular jaw range

User-friendliness
Easy maintenance and accessibility, optimised for cleaning

Clamping systems overview

SoloClamp – Single clamping vice

- Power-assisted systems NCG, HDG 2 and H5G
- Fixed jaws as reference
- High repeatability
- Very good angular accuracy

High precision and force amplification

CentriClamp – Centric vice

- symmetrical clamping
- very good accessibility for 5-sided machining
- part datum always centered
- high repeatability

High process security with encapsulated system

PolyClamp – Multiple vice

- Faster set up times
- multifunctional use
- optimum utilization of the machine table
- high repeatability

Increased machine uptime

Stationary three-jaw chuck – SBF 3

- Suitable for 3/5-axis machining of round components
- Compatible with PNG and MNG zero point clamping systems
- Wedge bar drive
- Hardened and stiff base body
- Optimised lubrication system

Ø 200 mm

Ø 315 mm

The perfect clamping situation
for round components

Clamping variants

- Zero point clamping systems
- Zero point clamping system grid plates
- MNG – Mechanical zero point clamping system
- PNG – Pneumatic zero point clamping system

Reduction in setup times

Clamping Towers

- Double sided clamping tower
- Triangular clamping tower
- Cruciform clamping tower
- Cube clamping tower

A variety of clamping towers can be found in
our online shop at cuttingtools.ceratizit.com

Automation made easy

Toolfinder clamping systems

	Type		Description	3 axis	4 axis	5 axis
SoloClamp – Single clamping vice	NCG		▲ 160° quick clamping ▲ rapid installation and removal of the spindle assembly ▲ quick span adjustment	✓	✓	
	NCG 5A		▲ 160° quick clamping ▲ for 5 axis machining ▲ quick span adjustment	✓		✓
	H5G		▲ fast handle clamping ▲ 5 axis high power vice ▲ 100% encapsulated	✓		✓
	H5G -Z		▲ Fast handle clamping ▲ 5-axis high power vice ▲ 100% encapsulated ▲ With movable fixed jaw	✓		✓
	X5G -Z		▲ 100 % encapsulated ▲ Optimum accessibility ▲ 5- and 6-sided machining possible ▲ Fast jaw changeover without tools	✓		✓
	ESG 4		▲ 100 % encapsulated ▲ Precision base body ▲ High clamping force ▲ Large clamping range	✓	✓	✓
	ESG 5		▲ New version of the sealed centric vice ZSG 4 as single vice ▲ Identical dimensions and function as the ZSG 4	✓	✓	✓
	ESG mini		▲ 100% encapsulated ▲ Compact and precise ▲ Fixed zero point ▲ Hydraulic versions also available	✓	✓	✓
	HDG 2		▲ mechanical power transmission ▲ clamping force with only one turn of the handle ▲ infinitely variable clamping force setting	✓		
CentriClamp – Centric vice	ZSG 4		▲ ball bearing, backlash free spindle ▲ high precision, clamping force and process security ▲ repeatability ±0.01 mm	✓	✓	✓
	ZSG mini		▲ Fast jaw changeover without tools ▲ compact and precise ▲ optimum accessibility from all sides ▲ stainless, hardened base body	✓	✓	✓

Jaw width in mm	Body length in mm	max. clamping range in mm	cubic workpieces	assymetrical workpieces	round workpieces	max. clamping force in kN	Page No.
100 125 160	305 390 530	245 343 506	✓	✓	✓	30 40 40	10–21
100 125	305 390	199 269	✓		✓	18 24	13–21
125	300	249	✓	✓	✓	40	22–36
125	330 430 500 630	396 466 578	✓	✓	✓	40	26–36
125	330 430 500 630 800	80-210 80-310 80-380 80-510 80-688	✓	✓	✓	40	37–49
80 125 160	214 362 480	192 308 434	✓	✓	✓	25 40 50	50–59
80 125 160	130+190 160+235+300 280+480	63-171 84-281 125-448	✓	✓	✓	35 35 50	60–68
40 65 100	132 180 240	122 174 243	✓	✓	✓	12 20 40	69–80
100 125 160	342 400 544	278 338 470	✓		✓	30 40 60	81–84
80 125 160	130+190 160+235+300 280+480	121–185 163–303 134–462	✓	✓	✓	25 40 50	85–103
45 70	80 100	7–77	✓	✓	✓	16	104–112

Toolfinder clamping systems

	Type		Description	3 axis	4 axis	5 axis
PolyClamp – Multiple vice	DSG 4		▲ Quick assembly and disassembly ▲ Flexible clamping system ▲ Can be converted into single vice	✓	✓	✓
	MSG 2		▲ internal serration ▲ variable use	✓	✓	✓
	Verso		▲ Variable clamping system ▲ Clamp several small and large components ▲ Innovative multiple vice system	✓	✓	✓
Stationary three-jaw chuck	SBF 3		▲ Suitable for 3/5-axis machining of round components ▲ Compatible with PNG and MNG zero point clamping systems	✓		✓
			▲ Suitable for 3/5-axis machining of round components ▲ Compatible with PNG and MNG zero point clamping systems	✓		✓

	Type		Description
Zero point clamping systems – mechanical	MNG		▲ All round plate for all machine tables
Zero point clamping systems – pneumatic	PNG		▲ Process security thanks to self-locking mechanism
Clamping Towers			▲ Increased machine uptime

Manual machine vice

	Type		Description
Drilling machine vice	HSG		▲ fast jaw adjustment, compact and precise

Jaw width in mm	Body length in mm	max. clamping range in mm	cubic workpieces	assymetrical workpieces	round workpieces	max. clamping force in kN	Page No.
80 125	300 320+390+460 530+600+670+740	102 114+149+184 219+254+289+324	✓	✓	✓	25 40	113–122
65 90	220–650 400–650	538 538	✓		✓	25–50	123–131
40 65 90	260 -650	524	✓	✓	✓	30	132–144
	Ø 200	SB-H jaws 6–180			✓	100	145–150
	Ø 315	SB-H jaws 12–420			✓	180	

mechanical	pneumatic	Comments	Page No.
✓			154–168
	✓		169–180
✓		This article can be found in our online shop at cuttingtools.ceratizit.com	
✓			151–153

17



Systematic clamping

Modular machine vice as system with clamping under tension. Unique, patented fast handle clamping with mechanical power assist and minimum setup times.

Your benefits:

- ▲ Quick adjustment using a crank handle
- ▲ Quick positioning with MNG on the machine table without an intermediate pallet
- ▲ Clamping force can be continuously adjusted 4 – 40 kN
- ▲ 160° quick clamping
- ▲ Quick and easy jaw change with 4 screws
- ▲ Easy cleaning thanks to rapid disassembly of the entire spindle unit
- ▲ Extensive modular jaw range

Clamping/aligning:

Clamping with two dowel screws dia. 12_{f7} / M12 (NCG 100) **Article no. 80 890 313** or dia. 16_{g5} / M16 (NCG 125 / 160) **Article no. 80 890 314**



Alignment through 20^{H7} precision slot nuts in the base body and clamping with clamping claws

Alignment and clamping with MNG zero point clamping system (2-3 mounting bolts)

SoloClamp – NCG

▲ NC-quick clamping vice with combi reversible jaw plus
▲ thanks to additional threads, top jaws with heights of 18 mm and 40 mm can be used

Scope of supply:

NC-quick vice, including 4 clamping claws, 2 combi reversible jaw plus, clamping lever

NCG

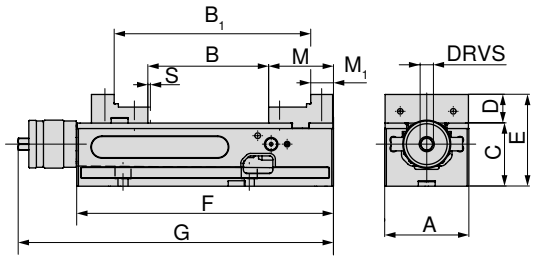

80 890 ...

A mm	B mm	B_1 mm	C -0.02 mm	D mm	E mm	F mm	G mm	M mm	M_1 mm	S mm	DRVS mm	MXC kN	WT kg	
125	0 - 212	96 - 307	100	39	139	390	457	89	39	3	14	4 - 40	34	**12500**

SoloClamp – NCG

▲ NC-quick clamping vice with combination jaw
▲ Fast 160° handle clamping
▲ Rapid installation and removal of the spindle assembly
▲ S = powerstroke

Scope of supply:

NC-quick vice, including 4 clamping claws, 2 combi reversible jaws (one side stepped, one side smooth), clamping lever

NCG

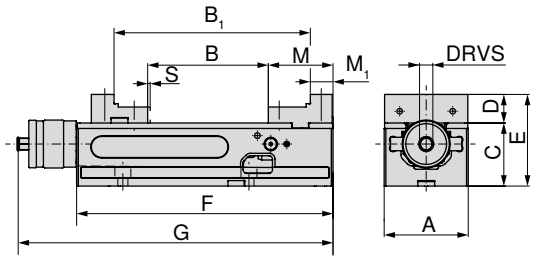

80 890 ...

A mm	B mm	B_1 mm	C -0.02 mm	D mm	E mm	F mm	G mm	M mm	M_1 mm	S mm	DRVS mm	MXC kN	WT kg	
100	0 - 155	91 - 245	75	34	109	305	374	77	27	2,5	14	4 - 30	19	**602**
125	0 - 212	96 - 307	100	39	139	390	457	89	39	3	14	4 - 40	34	**627**
160	0 - 314	113 - 426	115	49	164	530	600	108	52	3	14	4 - 40	68	**662**

Vice guide

Underside Dimensions	14	System accessories	16–21
MNG-/PNG zero point clamping system	154–180	General accessories	181–201

SoloClamp – NCG

▲ NC-quick clamping vice with standard jaw
▲ Fast 160° handle clamping
▲ Rapid installation and removal of the spindle assembly
▲ S = powerstroke

Scope of supply:

NC-quick vice, including 4 clamping claws, 2 standard reversible jaws (one side smooth, one side serrated), clamping lever

NCG

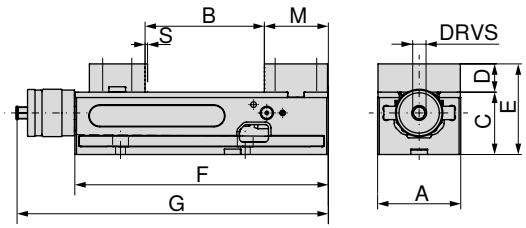

80 890 ...

A mm	B mm	C -0.02 mm	D mm	E mm	F mm	G mm	M mm	S mm	DRVS mm	MXC kN	WT kg	
100	0 - 155	75	34	109	305	374	77	2,5	14	4 - 30	19,5	**600**
125	0 - 212	100	39	139	390	457	89	3	14	4 - 40	35,0	**625**
160	0 - 314	115	49	164	530	600	108	3	14	4 - 40	70,0	**660**

SoloClamp – NCG

▲ NC-quick clamping vice with adapter and pendulum jaws
▲ fast 160° lever clamping
▲ rapid installation and removal of the spindle assembly
▲ S = powerstroke
▲ simple raw part clamping
▲ free positioning of the 6-face reversible jaw which can be found in the accessories

Scope of supply:

NC-quick vice (type NCG base body) with 1 fixed adapter plate and 1 pendulum jaw, clamping lever, 4 clamping claws, without 6-face indexable jaws

NCG

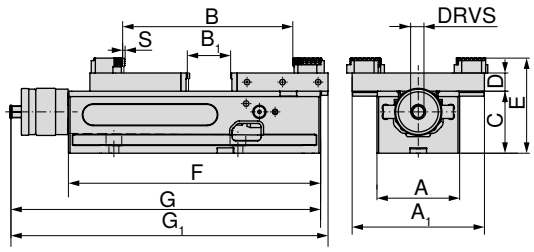

80 890 ...

A mm	A_1 mm	B mm	B_1 mm	C -0.02 mm	D mm	E mm	F mm	G mm	G_1 mm	S mm	DRVS mm	MXC kN	WT kg	
100	160	10 - 230	0 - 77	75	22	115	305	374	383	2,5	14	4 - 30	19	**636**
125	192	16 - 343	0 - 152	100	22	140	390	457	478	3	14	4 - 40	34	**637**
160	256	15 - 506	0 - 237	115	22	155	530	600	631	3	14	4 - 40	68	**638**

Vice guide

Underside Dimensions	14	System accessories	16–21
MNG-/PNG zero point clamping system	154–180	General accessories	181–201

SoloClamp – NCG 5A

- ▲ NC quick vice 5A with high support jaws
- ▲ Fast 160° handle clamping
- ▲ Rapid installation and removal of the spindle assembly
- ▲ S = powerstroke
- ▲ Ideally suited to 5-axis machining due to optimum accessibility
- ▲ Reversible jaws for clamping range extension
- ▲ 100 mm base body has 2 slots for moving the fixed jaw
- ▲ 125 mm base body has 3 slots for moving the fixed jaw

Scope of supply:

NC quick clamping vice incl. 2 high base jaws, 2 'grip' stepped jaws 5 mm, 1 clamping lever, 4 clamping claws

NCG 5A

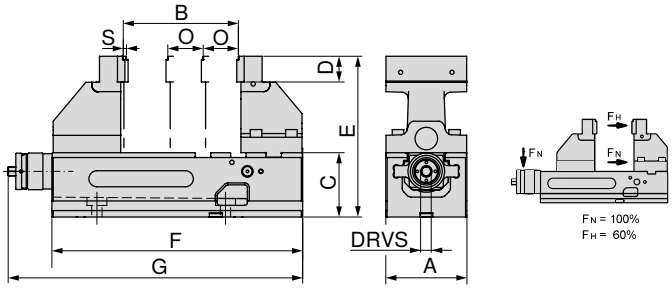

80 890 ...

A mm	B mm	C mm	D mm	E mm	F mm	G mm	O mm	S mm	DRVS mm	MXC kN	WT kg	
100	6 - 127	75	35	200	305	374	50	2,5	14	4 - 18 (30)	21,5	**605**
125	6 - 179	100	40	250	390	457	55	3	14	4 - 24 (40)	42,0	**635**

Vice guide

Underside Dimensions	14	Structural dimension tables for the different jaws	15
System accessories	16–21	MNG-/PNG zero point clamping system	154–180
General accessories	181–201		

NCG underside dimensions

Base width 100 mm

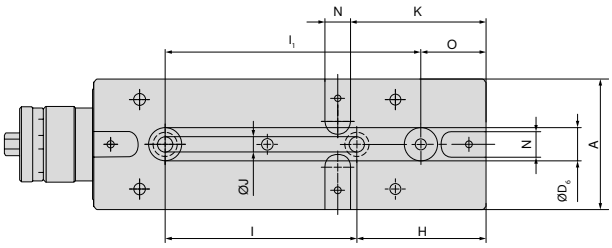

A mm	H mm	I ±0,015 mm	J F7 mm	K mm	N H7 mm	O mm	l_1 ±0,015 mm	D_6 H7 mm
100	100	150	12	105	20	50	200	25

Base width 125 mm

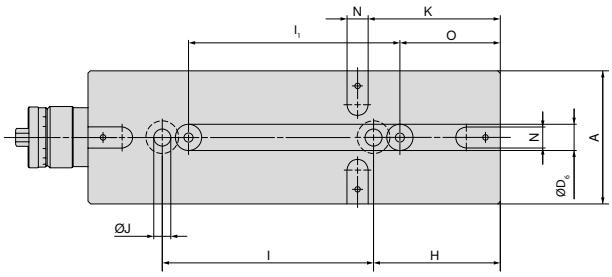

A mm	H mm	I ±0,015 mm	J F7 mm	K mm	N H7 mm	O mm	l_1 ±0,015 mm	D_6 H7 mm
125	120	200	16	125	20	95	200	25

Base width 160 mm

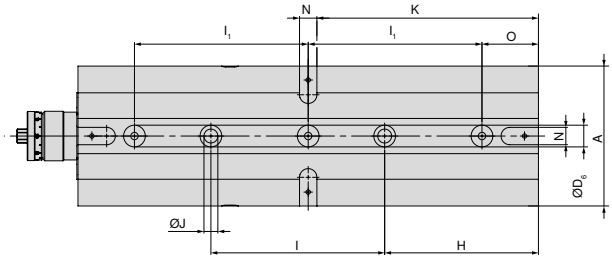

A mm	H mm	I ±0,015 mm	J F7 mm	K mm	N H7 mm	O mm	l_1 ±0,015 mm	D_6 H7 mm
160	177	200	16	255	20	65	200	25

NCG 5A structural dimension table for different jaw positions

NCG 5A 100 mm

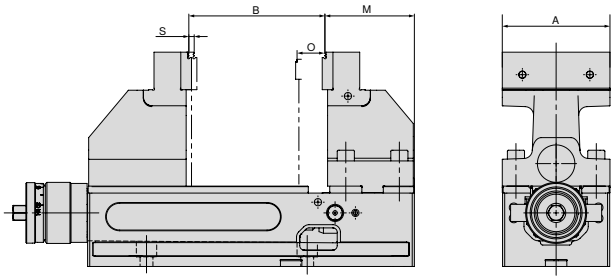

A mm	B mm	M mm	O mm	S mm
100	6 - 127	84,5	50	2,5

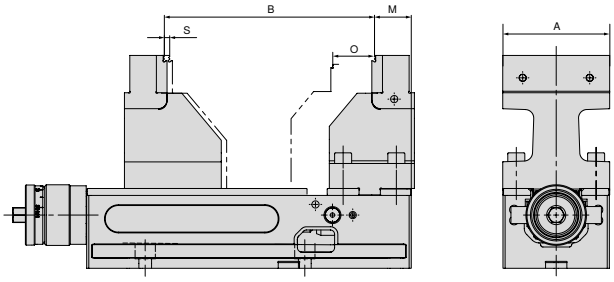

A mm	B mm	M mm	O mm	S mm
100	97 - 199	34,5	50	2,5

NCG 5A 125 mm

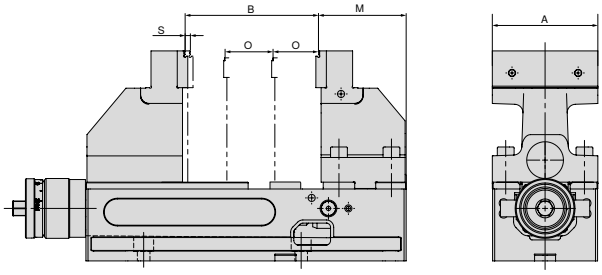

A mm	B mm	M mm	O mm	S mm
125	6 - 182	91	55	3

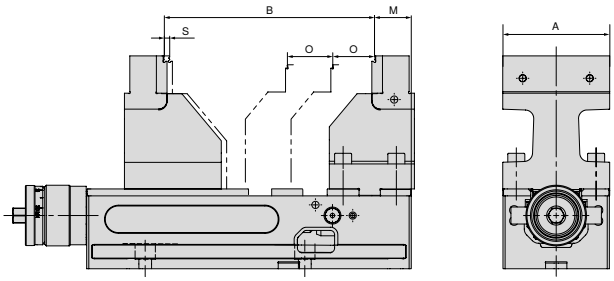

A mm	B mm	M mm	O mm	S mm
125	117 - 269	36	55	3

System jaws overview

Combi reversible jaw plus, fixed

- ▲ For the extension of the clamping range
- ▲ Jaws hardened
- ▲ includes fixing bolts
- ▲ price per piece

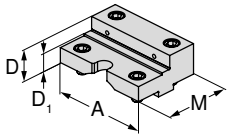

For vice width	A	A_1	D	D_1	D_2	E	M	M_1	M_2		NCG	H5G / -S / -Z	X5G-Z / -S	ESG 4	ESG 5	ESG mini	HDG 2	ZSG 4	ZSG mini	DSG 4	MSG 2	Verso	HSG
125	125		39,8	22			88			**80 890 35100**	●												

Combi reversible jaw plus, movable

- ▲ For the extension of the clamping range
- ▲ Jaws hardened
- ▲ includes fixing bolts
- ▲ price per piece

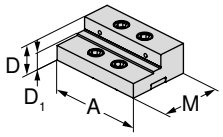



For vice width	A	A_1	D	D_1	D_2	E	M	M_1	M_2		NCG	H5G / -S / -Z	X5G-Z / -S	ESG 4	ESG 5	ESG mini	HDG 2	ZSG 4	ZSG mini	DSG 4	MSG 2	Verso	HSG
125	125		39,8	22			82			**80 890 35200**	●												

Standard reversible jaw, fixed

- ▲ 1 side smooth, 1 side grooved
- ▲ includes fixing bolts
- ▲ price per piece

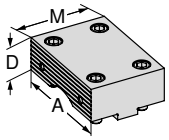

For vice width	A	A_1	D	D_1	D_2	E	M	M_1	M_2		NCG	H5G / -S / -Z	X5G-Z / -S	ESG 4	ESG 5	ESG mini	HDG 2	ZSG 4	ZSG mini	DSG 4	MSG 2	Verso	HSG
100	100		34				76			**80 890 323**	●												
125	125		39				88			**80 890 324**	●												
160	160		49				108			**80 890 325**	●												

Standard reversible jaw, movable

- ▲ 1 side smooth, 1 side grooved
- ▲ includes fixing bolts
- ▲ price per piece

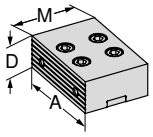

For vice width	A	A_1	D	D_1	D_2	E	M	M_1	M_2		NCG	H5G / -S / -Z	X5G-Z / -S	ESG 4	ESG 5	ESG mini	HDG 2	ZSG 4	ZSG mini	DSG 4	MSG 2	Verso	HSG
100	100		34				67			**80 890 327**	●												
125	125		39				82			**80 890 328**	●												
160	160		49				108			**80 890 329**	●												

System jaws overview

Combi reversible jaw, fixed

- ▲ For the extension of the clamping range
- ▲ Jaws hardened
- ▲ includes fixing bolts
- ▲ price per piece

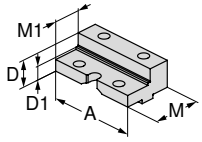

For vice width	A	A_1	D	D_1	D_2	E	M	M_1	M_2		NCG	H5G / -S / -Z	X5G-Z / -S	ESG 4	ESG 5	ESG mini	HDG 2	ZSG 4	ZSG mini	DSG 4	MSG 2	Verso	HSG
100	100		34	23			76	50		**80 890 343**	●					●							
125	125		39	25			88	50		**80 890 344**	●												
160	160		49	28			108	56		**80 890 342**	●												

Combi reversible jaw, movable

- ▲ For the extension of the clamping range
- ▲ Jaws hardened
- ▲ includes fixing bolts
- ▲ price per piece

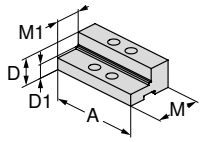

For vice width	A	A_1	D	D_1	D_2	E	M	M_1	M_2		NCG	H5G / -S / -Z	X5G-Z / -S	ESG 4	ESG 5	ESG mini	HDG 2	ZSG 4	ZSG mini	DSG 4	MSG 2	Verso	HSG
100	100		34	23			67	40		**80 890 347**	●					●							
125	125		39	25			82	45		**80 890 348**	●												
160	160		49	28			108	56		**80 890 346**	●												

Soft jaw, steel, fixed

- ▲ Material: 16MnCr5
- ▲ For producing shaped jaws (hardenable)
- ▲ Without fixing screws
- ▲ Price per piece

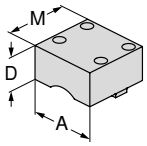



For vice width	A	A_1	D	D_1	D_2	E	M	M_1	M_2		NCG	H5G / -S / -Z	X5G-Z / -S	ESG 4	ESG 5	ESG mini	HDG 2	ZSG 4	ZSG mini	DSG 4	MSG 2	Verso	HSG
100	100		50				95			**80 890 763**	●												
125	125		50				110			**80 890 764**	●												

Soft jaw, steel, movable

- ▲ Material: 16MnCr5
- ▲ For producing shaped jaws (hardenable)
- ▲ Without fixing screws
- ▲ Price per piece

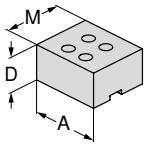

For vice width	A	A_1	D	D_1	D_2	E	M	M_1	M_2		NCG	H5G / -S / -Z	X5G-Z / -S	ESG 4	ESG 5	ESG mini	HDG 2	ZSG 4	ZSG mini	DSG 4	MSG 2	Verso	HSG
100	100		50				85			**80 890 767**	●												
125	125		50				100			**80 890 768**	●												

System jaws overview

5A carrier jaw, fixed

▲ Price per piece
▲ With stepped grip jaw, 5 mm

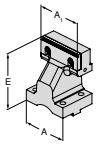

For vice width	A	A_1	D	D_1	D_2	E	M	M_1	M_2		NCG	H5G / -S / -Z	X5G-Z / -S	ESG 4	ESG 5	ESG mini	HDG 2	ZSG 4	ZSG mini	DSG 4	MSG 2	Verso	HSG
100	100	100				125				**80 890 364**	●												
125	125	125				150				**80 890 366**	●												

5A carrier jaw, movable

▲ Price per piece
▲ With stepped grip jaw, 5 mm

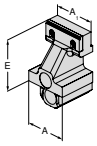

For vice width	A	A_1	D	D_1	D_2	E	M	M_1	M_2		NCG	H5G / -S / -Z	X5G-Z / -S	ESG 4	ESG 5	ESG mini	HDG 2	ZSG 4	ZSG mini	DSG 4	MSG 2	Verso	HSG
100	100	100				125				**80 890 365**	●												
125	125	125				150				**80 890 367**	●												

Fixed adaptor jaw

▲ for holding 6-way reversible jaws
▲ price per piece
▲ incl. 6 cover screws

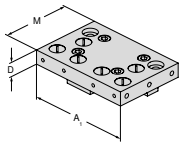

For vice width	A	A_1	D	D_1	D_2	E	M	M_1	M_2		NCG	H5G / -S / -Z	X5G-Z / -S	ESG 4	ESG 5	ESG mini	HDG 2	ZSG 4	ZSG mini	DSG 4	MSG 2	Verso	HSG
100	100	160	22				110			**80 890 321**	●												
125	125	192	22				130			**80 890 337**	●												
160	160	256	22				170			**80 890 339**	●												

Pendulum jaw, movable

▲ for holding 6-way reversible jaws
▲ price per piece
▲ incl. 6 cover screws (with A = 100 mm, 4 pieces)

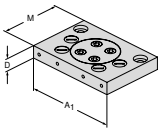

For vice width	A	A_1	D	D_1	D_2	E	M	M_1	M_2		NCG	H5G / -S / -Z	X5G-Z / -S	ESG 4	ESG 5	ESG mini	HDG 2	ZSG 4	ZSG mini	DSG 4	MSG 2	Verso	HSG
100	100	160	22				110			**80 890 322**	●					●							
125	125	192	22				130			**80 890 338**	●												
160	160	256	22				170			**80 890 340**	●												

System jaws overview

6 function indexable jaw

- ▲ 1 = Smooth, carbide coated
- ▲ 2 = Grip with 3 mm step
- ▲ 3 = Grip with 8 mm step
- ▲ 4 = Grip with 18 mm step
- ▲ 5 = Rough grip with 8 mm step
- ▲ 6 = Round grip
- ▲ M_{max} = 60 Nm
- ▲ Including fixation screws

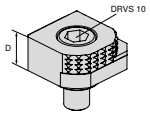



For vice width	A	A_1	D	D_1	D_2	E	M	M_1	M_2		NCG	H5G / -S / -Z	X5G-Z / -S	ESG 4	ESG 5	ESG mini	HDG 2	ZSG 4	ZSG mini	DSG 4	MSG 2	Verso	HSG
			18							80 892 246	●	●	●	●		●		●		●		●	

6x indexable jaw, carbide grip

- ▲ 1 = Smooth
- ▲ 2 = Carbide grip
- ▲ 3 = Carbide grip with 3 mm step
- ▲ 4 = Carbide grip with 8 mm step
- ▲ 5 = Round carbide grip with 8 mm step
- ▲ 6 = Round carbide grip
- ▲ Incl. fixing screws

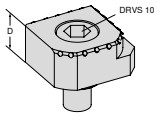



For vice width	A	A_1	D	D_1	D_2	E	M	M_1	M_2		NCG	H5G / -S / -Z	X5G-Z / -S	ESG 4	ESG 5	ESG mini	HDG 2	ZSG 4	ZSG mini	DSG 4	MSG 2	Verso	HSG
			18							80 890 35300	●	●	●	●		●		●		●		●	

System accessories overview

Spindle body

▲ For the conversion of the NCG 5AC into an NCG vice

NCG | NCG 5A

for width mm	80 890 ...
100	385
125	387
160	389

Carrying handle

▲ for simple and safe transporting

Scope of supply:

1 piece Hand grip including fixing bolts

NCG | NCG 5AC

for width mm	80 890 ...
100/125	685

Drawbar extension

▲ For connecting 2 NCG vices

NCG | NCG 5A

for width mm	B mm	80 890 ...
100	305 - 460	460
125	390 - 602	470

Protection plate

▲ For standard moving and combi reversible jaw

NCG

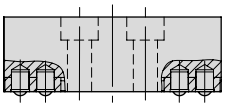



for width mm	80 890 ...
100	010
125	012
160	013

Cover plate set

NCG | NCG 5AC



for width mm	80 890 ...
100	442
125	443
160	444

Spring Loaded Locator

NCG

for width mm	80 890 ...
100/125	008
160	014

System accessories overview

Clamping lever

▲ including control accessories

NCG | H5G

NCG 5A

for width mm	DRVS mm	80 890 ...
100/125/160	14	501

High-speed operation device

▲ For faster span adjustment with removable grip

NCG | NCG 5AC

for width mm	80 890 ...
100	550
125/160	551



5-axis-optimised clamping system

The power-assisted clamping system for 'real' 5-axis complete and simultaneous machining.
1 and 2-sided machining with clamping under tension and 40 kN directly on the workpiece.

Your benefits:

- ▲ Quick conversion – adjustment of entire clamping range in just a few seconds
- ▲ Quick positioning with MNG on the machine table without an intermediate plate
- ▲ Clamping force can be continuously adjusted 4 – 40 kN
- ▲ 160° quick clamping
- ▲ Rotate jaws – quick and easy jaw change with 4 screws
- ▲ Easy cleaning, spindle fully protected
- ▲ Extensive modular jaw range

Clamping/aligning:

Clamping with two dowel screws dia. 12_{f7} / M12
Article no. 80 895 019

Alignment through 20^{H7} precision slot nuts in the base body (H5G) and alignment sets 14 / 16 / 18 in the machine table's T-slot. Clamping with clamping claws.

Alignment and clamping with MNG zero point clamping system (2-3 mounting bolts).
Optional: Positioning and fixing holes at the customer's request.

Alignment of extension base body:



- ▲ Loosely mount the extension base body
- ▲ Distance to basic base body 0.2 – 10 mm
- ▲ Slide movable supporting jaw overlapping onto both base bodies
- ▲ Align the extension base body so it is parallel with the basic base body
- ▲ Secure the extension base body

Fitting the drawbar extension:



- ▲ Fit the extension base body (see alignment above)
- ▲ Screw the drawbar extension onto the spindle
- ▲ Insert the first anti-twist protection
- ▲ Slide the movable supporting jaw onto the extension base body
- ▲ Connect the extended drawbar to the fixed supporting jaw
- ▲ Insert the second anti-twist protection

Movable fixed jaw functional principle:



Double-acting screw = double the force
angled surfaces = double the force

In the case of the H5G-Z and H5G-Z-S, both supporting jaws can be moved as desired. The movable fixed jaw can be clamped on any position on the base body via 1 or 2 screws (1 = H5G-Z / 2 = H5G-Z-S) (tighten screw with 90 Nm). The clamping force of the fixed jaw is almost identical to that of the H5G which is secured with four screws.

SoloClamp – H5G

▲ 5-axis vice with quick adjustment, 174 mm height
▲ Crank handle quick clamping
▲ Vice with quick span adjustment
▲ 100 % encapsulated
▲ Vice with longitudinal and transverse grooves 20 H7 and alignment holes Ø 12 F7

Scope of supply:
Vice incl. 4 clamping claws, hand crank and clamping wrench

H5G

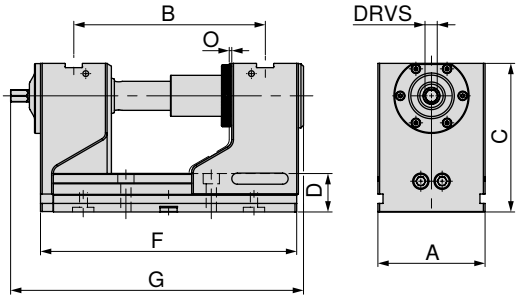

A mm	B mm	C mm	D mm	F mm	G mm	O mm	DRVS mm	MXC kN	WT kg	80 898 ...
125	97 - 223	174	45	300	336,5	1	14	40	30,2	**125**

SoloClamp – H5G

▲ 5 axis high power vice, long version, 174 mm height

H5G



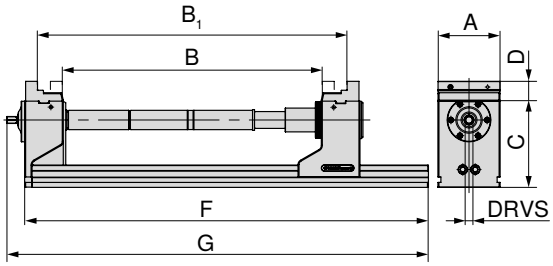

A mm	C mm	D mm	F mm	G mm	DRVS mm	Clamping force kN
125	174	40	815	851	14	40

B	B_1	Article no.
0 – 126	123 – 251	**80 898 125**
125 – 252	248 – 374	**80 898 125** + **80 898 826** + **80 898 725**
250 – 376	372 – 499	**80 898 125** + **80 898 827** + **80 898 725**
375 – 501	498 – 624	**80 898 125** + **80 898 826** + **80 898 827** + **80 898 725**
500 – 626	622 – 749	**80 898 125** + 2 x **80 898 827** + **80 898 725**

The H5G 125 mm can be extended by a maximum of 250 mm with 2 extensions. The extension results in approximately 10% loss of clamping force.
Base plate available in long version with the desired hole pattern **on request**.

Vice guide

Underside Dimensions	27	Structural dimension tables for the different jaws	28–32
System accessories	33–36	MNG-/PNG zero point clamping system	154–180
General accessories	181–201		

SoloClamp – H5G-S

- ▲ 5-Axis vice with quick adjustment, 125 mm height
- ▲ Crank handle quick clamping
- ▲ Vice with quick span adjustment
- ▲ 100 % encapsulated
- ▲ Length F = 300 mm with Ø 25 H7 centering
- ▲ Length F = 265 mm with Ø 32 H6
- ▲ Vice with longitudinal and transverse grooves 20 H7 and alignment holes Ø 12 F7

Scope of supply:
Vice incl. 4 clamping claws, hand crank and clamping wrench

H5G -S

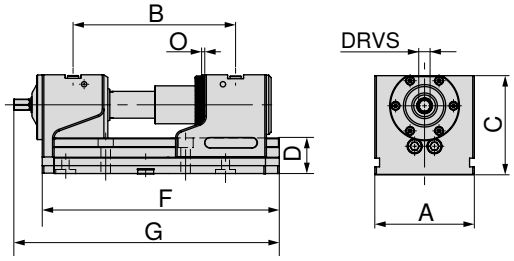

A mm	B mm	C mm	D mm	F mm	G mm	O mm	DRVS mm	MXC kN	WT kg	80 898 ...
125	97 - 186	125	45	265	301,5	1	14	40	21,0	**123** [1]
125	97 - 223	125	45	300	336,5	1	14	40	22,6	**124**

1) not standardised

SoloClamp – H5G-S

- ▲ 5 axis high power vice, long version, 125 mm height

H5G -S

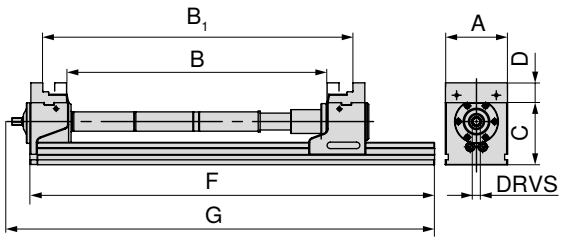

A mm	C mm	D mm	F mm	G mm	DRVS mm	Clamping force kN
125	125	40	815	851	14	40

B	B_1	Article no.
0 – 126	123 – 250	**80 898 124**
125 – 251	248 – 374	**80 898 124** + **80 898 826** + **80 898 725**
250 – 376	372 – 499	**80 898 124** + **80 898 827** + **80 898 725**
375 – 501	498 – 624	**80 898 124** + **80 898 826** + **80 898 827** + **80 898 725**
500 – 626	622 – 749	**80 898 124** + 2 x **80 898 827** + **80 898 725**

The H5G-S 125 mm can be extended by a maximum of 250 mm with 2 extensions. The extension results in approximately 10% loss of clamping force.
Base plate available in long version with the desired hole pattern **on request**.

Vice guide

Underside Dimensions	27	Structural dimension tables for the different jaws	28–32
System accessories	33–36	MNG-/PNG zero point clamping system	154–180
General accessories	181–201		

SoloClamp – H5G-Z

▲ 5-Axis vice with movable fixed jaw, 174 mm height
▲ Crank handle quick clamping
▲ Vice with quick span adjustment
▲ 100 % encapsulated
▲ Clamping on the machine table is possible with MNG/PNG, or directly through the base body

Scope of supply:
Incl. clamping key with hexagonal pin insert

H5G -Z

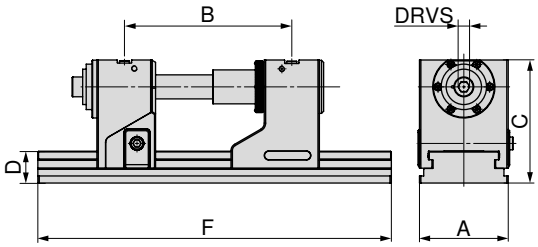

A mm	B ±0,015 mm	C mm	D mm	F mm	DRVS mm	MXC kN	WT kg	80 907 ...
125	131 - 246	174	45	330	14	40	32,5	**12800**
125	131 - 352	174	45	430	14	40	36,0	**125**
125	131 - 422	174	45	500	14	40	38,5	**126**
125	131 - 552	174	45	630	14	40	43,0	**127**

Maximum clamping ranges only possible with the use of additional drawbar extensions, see → **Page 36.**

SoloClamp – H5G-Z-S

▲ 5-Axis vice with movable fixed jaw, 125 mm height
▲ Crank handle quick clamping
▲ Vice with quick span adjustment
▲ 100 % encapsulated
▲ Clamping on the machine table is possible with MNG/PNG, or directly through the base body

Scope of supply:
Incl. clamping key with hexagonal pin insert

H5G -Z-S

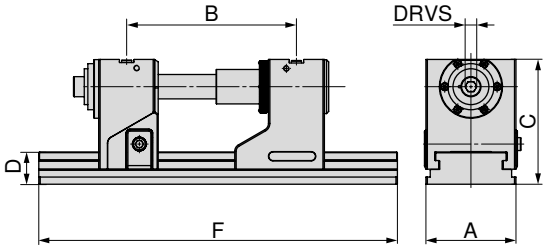

A mm	B ±0,015 mm	C mm	D mm	F mm	DRVS mm	MXC kN	WT kg	80 907 ...
125	131 - 246	125	45	330	14	40	24,5	**22500**
125	131 - 352	125	45	430	14	40	28,5	**22600**
125	131 - 422	125	45	500	14	40	30,5	**22700**
125	131 - 552	125	45	630	14	40	35,5	**22800**

H5G/H5G-Z underside dimensions

Base width 125 mm and 265 mm length

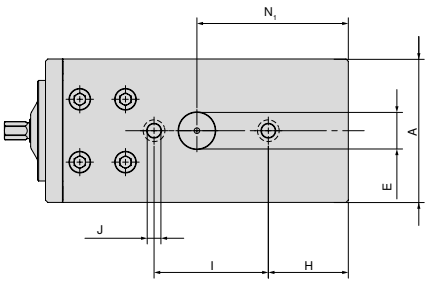

A mm	E H6 mm	H mm	I ±0,015 mm	J F7 mm	N1 mm
125	32	70	100	12	132,5

H5G with 265 mm length is not compatible with MNG

Base width 125 mm and 430 mm length

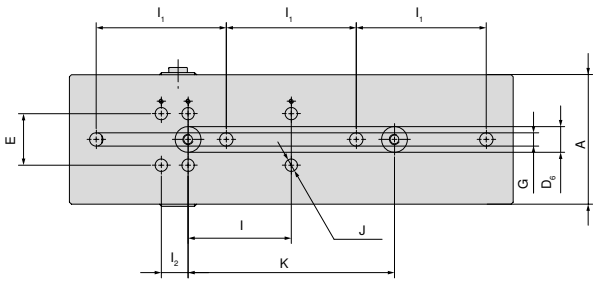

A mm	E ±0,01 mm	I1 ±0,3 mm	I2 mm	I ±0,015 mm	K ±0,015 mm	J H7 mm	G mm	D6 H6 mm
125	50	126	26	100	200	12	13	25

Base width 125 mm and length 300 mm

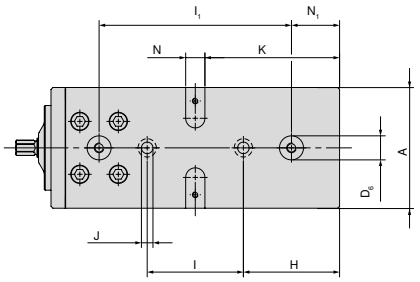

A mm	D6 H7 mm	H mm	I ±0,015 mm	J F7 mm	K mm	N H7 mm	I1 ±0,015 mm	N1 mm
125	25	100	100	12	140	20	200	50

Base width 125 mm and 500 mm length

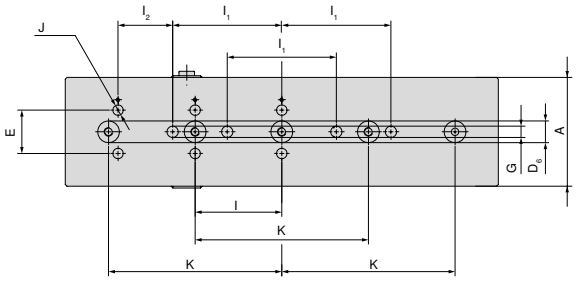

A mm	E ±0,01 mm	I1 ±0,3 mm	I ±0,015 mm	K ±0,015 mm	I2 mm	G mm	D6 H6 mm	J H7 mm
125	50	126	100	200	63	13	25	12

Base width 125 mm and 330 mm length

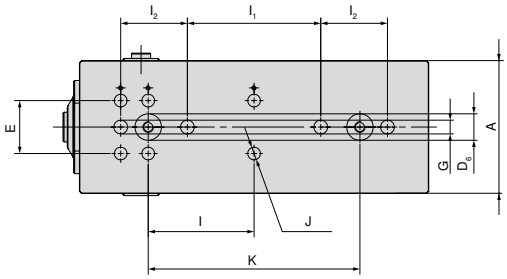

A mm	E ±0,01 mm	I ±0,015 mm	I2 mm	I1 ±0,3 mm	D6 H6 mm	J H7 mm	K ±0,015 mm	G mm
125	50	100	26	126	25	12	200	13

Base width 125 mm and 630 mm length

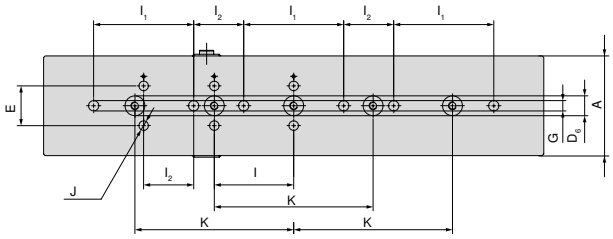

A mm	E ±0,01 mm	I1 ±0,3 mm	I2 mm	I ±0,015 mm	K ±0,015 mm	G mm	D6 H6 mm	J H7 mm
125	50	126	63	100	200	13	25	12

H5G/H5G-S – Structural dimension table for the different jaws

With combi jaws

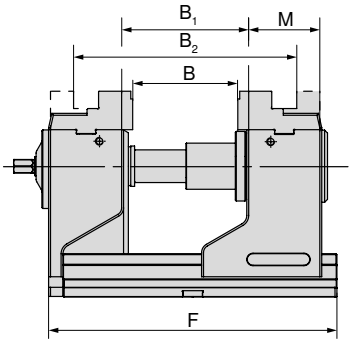

H5G

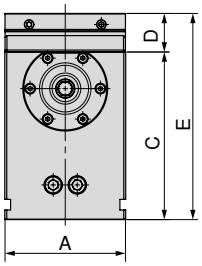

H5G-S

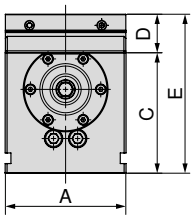

F mm	B mm	B_1 mm	B_2 mm	M mm	Article no. System jaws	**A mm**	C mm	D mm	E mm	**A mm**	C mm	D mm	E mm
265	0 - 89	22 - 112	123 - 212	76	**80 898 225**	**–**	–	–	–	**125**	125	40	165
300	0 - 126	22 - 149	123 - 249	76	**80 898 225**	**125**	174	40	214	**125**	125	40	165

With 5A top jaws, jaw width 65 mm

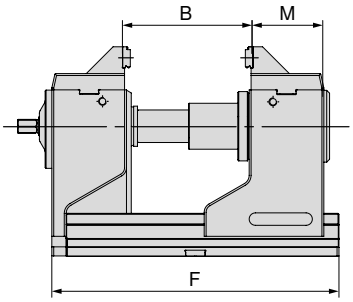

H5G

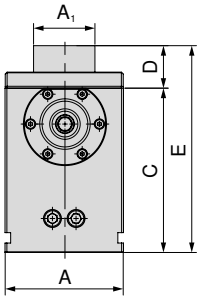

H5G-S

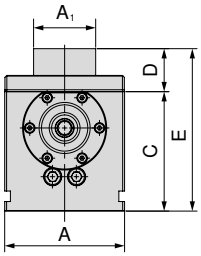

F mm	B mm	M mm	Article no. System jaws	**A mm**	A_1 mm	C mm	D mm	E mm	**A mm**	A_1 mm	C mm	D mm	E mm
265	16 - 105	79,5	**80 898 325**	**–**	–	–	–	–	**125**	65	125	45	170
300	16 - 142	79,5	**80 898 325**	**125**	65	174	45	219	**125**	65	125	45	170

With 5A top jaws, jaw width 125 mm

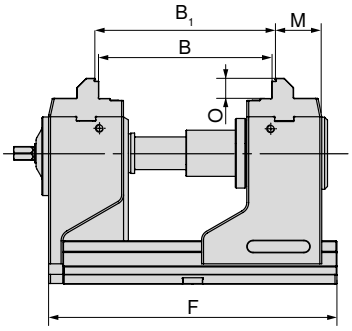

H5G

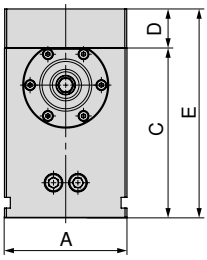

H5G-S

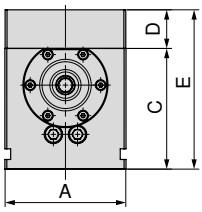

F mm	B mm	B_1 mm	O mm	M mm	Article no. System jaws	**A mm**	C mm	D mm	E mm	**A mm**	C mm	D mm	E mm
265	74 - 162	80 - 168	21	49	**80 907 300**	**–**	–	–	–	**125**	125	40	165
300	74 - 199	80 - 205	21	49	**80 907 300**	**125**	174	40	214	**125**	125	40	165

H5G/H5G-S – Structural dimension table for the different jaws

with soft jaws

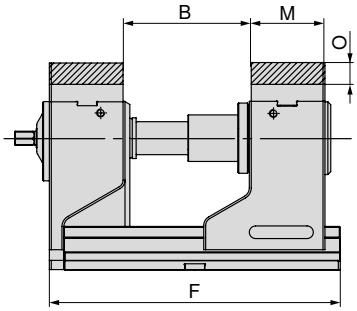

H5G

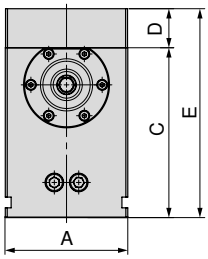

H5G-S

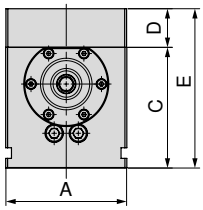

F mm	B mm	O mm	M mm	Article no. System jaws
265	23 - 112	22	76	**80 898 625**
300	23 - 149	22	76	**80 898 625**

A mm	C mm	D mm	E mm
–	–	–	–
125	174	40	214

A mm	C mm	D mm	E mm
125	125	40	165
125	125	40	165

With indexable jaws, grip 3 mm

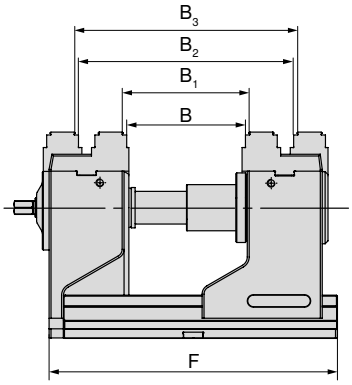

H5G

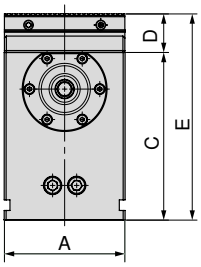

H5G-S

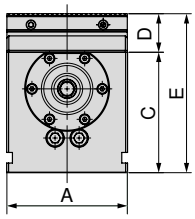

F mm	B mm	B_1 mm	B_2 mm	B_3 mm	Article no. System jaws
265	17 - 106	23 - 112	117 - 206	123 - 212	**80 898 35000**
300	17 - 140	23 - 146	117 - 240	123 - 246	**80 898 35000**

A mm	C mm	D mm	E mm
–	–	–	–
125	174	40	214

A mm	C mm	D mm	E mm
125	125	40	165
125	125	40	165

With pendulum and adapter plate

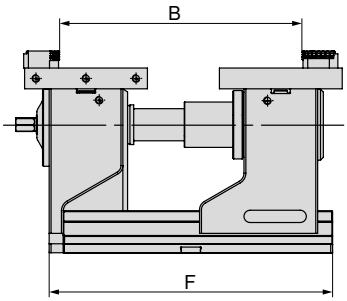

H5G

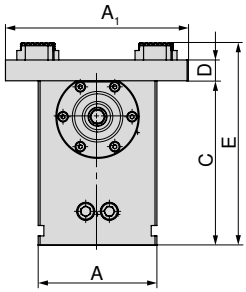

H5G-S

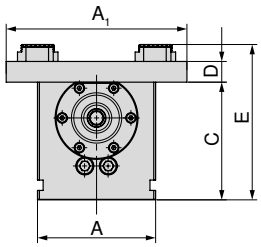

F mm	B mm	Article no. System jaws
265	17 - 236	**80 898 525 + 80 898 425**
300	17 - 274	**80 898 525 + 80 898 425**

A mm	A_1 mm	C mm	D mm	E mm
–	–	–	–	–
125	192	174	22	214

A mm	A_1 mm	C mm	D mm	E mm
125	192	125	22	165
125	192	125	22	165

H5G/H5G-S – Structural dimension table for the different jaws

With 6-face jaw system

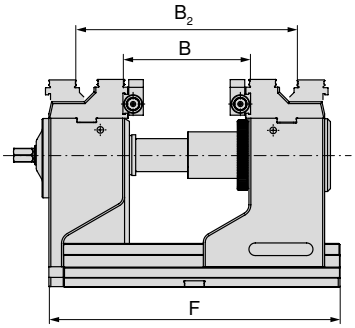

H5G

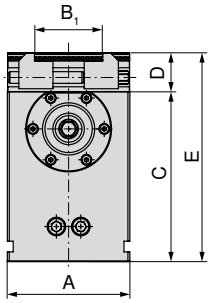

H5G-S

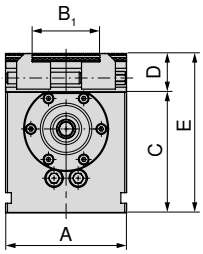

F mm	B mm	B_2 mm	O mm	M mm	Article no. System jaws
265	39 - 115	119 - 191	22	76	**80 898 230**
300	39 - 152	119 - 228	22	76	**80 898 230**

A mm	B_1 mm	C mm	D mm	E mm
–	–	–	–	–
125	37 - 101	174	40	214

A mm	B_1 mm	C mm	D mm	E mm
125	37 - 101	125	40	165
125	37 - 101	125	40	165

H5G-Z/-S structural dimension table for the different jaws

With combi jaws

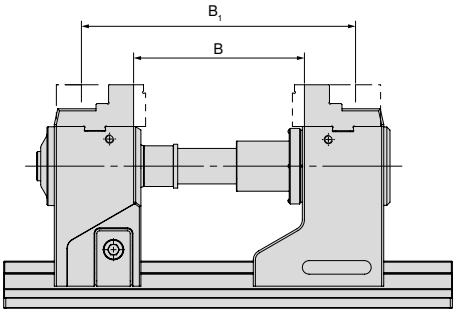

H5G-Z

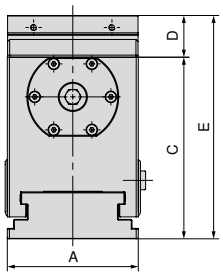

H5G-Z-S

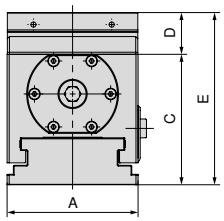

	B mm	B_1 mm	Article no. System jaws
H5G-Z	57 - 182	157 - 282	**80 898 225**
H5G-Z-S	47 - 172	147 - 272	**80 898 225**

A mm	C mm	D mm	E mm
125	174	40	214
–	–	–	–

A mm	C mm	D mm	E mm
–	–	–	–
125	125	40	165

With 5A stepped top jaws

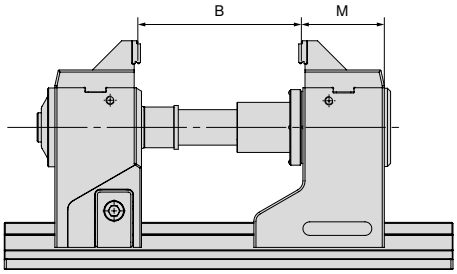

H5G-Z

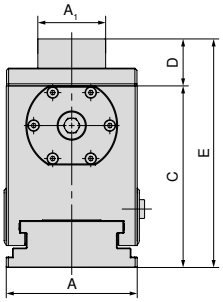

H5G-Z-S

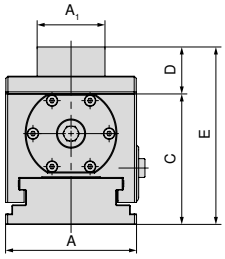

	B mm	M mm	Article no. System jaws
H5G-Z	50 - 175	74	**80 898 325**
H5G-Z-S	40 - 165	74	**80 898 325**

A mm	A_1 mm	C mm	D mm	E mm
125	65	174	45	214
–	–	–	–	–

A mm	A_1 mm	C mm	D mm	E mm
–	–	–	–	–
125	65	125	45	165

H5G-Z/-S structural dimension table for the different jaws

With indexable jaw grip 3 mm and 16 mm smooth step

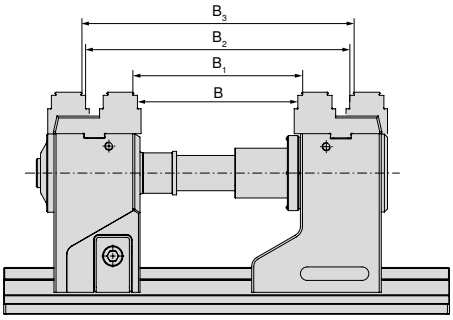

H5G-Z

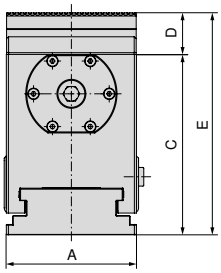

H5G-Z-S

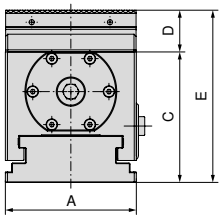

Variant	B mm	B_1 mm	B_2 mm	B_3 mm	Article no. System jaws	**A mm**	C mm	D mm	E mm	**A mm**	C mm	D mm	E mm
H5G-Z	48 - 173	54 - 179	148 - 273	154 - 279	2 x **80 898 35000**	**125**	174	40	214	–	–	–	–
H5G-Z-S	38 - 173	44 - 169	138 - 263	144 - 269	2 x **80 898 35000**	–	–	–	–	**125**	125	40	165

With 5A top jaw, jaw width 125 mm

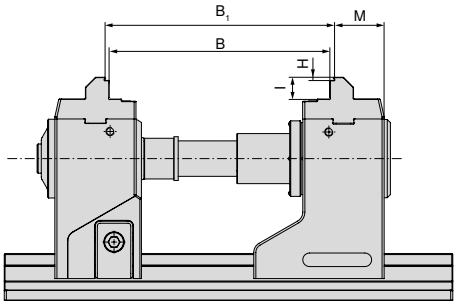

H5G-Z

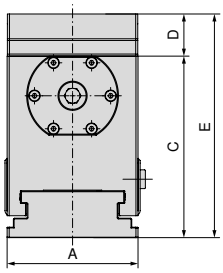

H5G-Z-S

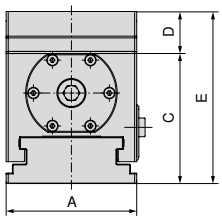

Variant	B mm	B_1 mm	H mm	I mm	M mm	Article no. System jaws	**A mm**	C mm	D mm	E mm	**A mm**	C mm	D mm	E mm
H5G-Z	105 - 230	111 - 236	3	21	48,7	2 x **80 907 300**	**125**	174	40	214	–	–	–	–
H5G-Z-S	95 - 220	101 - 226	3	21	48,7	2 x **80 907 300**	–	–	–	–	**125**	125	40	165

with soft jaws

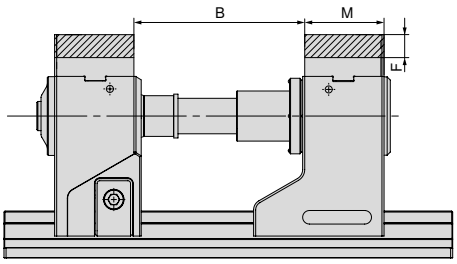

H5G-Z

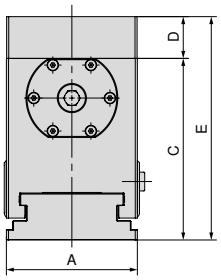

H5G-Z-S

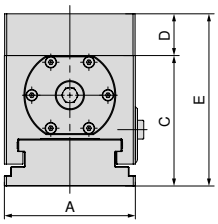

Variant	B mm	F mm	M mm	Article no. System jaws	**A mm**	C mm	D mm	E mm	**A mm**	C mm	D mm	E mm
H5G-Z	57 - 182	22	76	**80 898 625**	**125**	174	40	214	–	–	–	–
H5G-Z-S	47 - 172	22	76	**80 898 625**	–	–	–	–	**125**	125	40	165

H5G-Z/-S structural dimension table for the different jaws

With pendulum and adapter plate

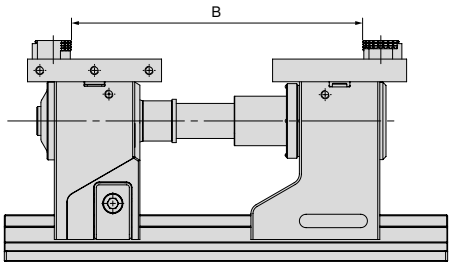

H5G-Z

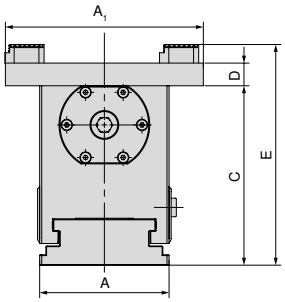

H5G-Z-S

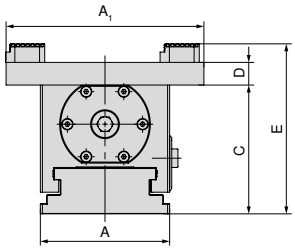

Variant	B mm	Article no. System jaws
H5G-Z	11 - 300	**80 898 525 + 80 898 425**
H5G-Z-S	11 - 290	**80 898 525 + 80 898 425**

A mm	A_1 mm	C mm	D mm	E mm
125	192	174	40	214
–	–	–	–	–

A mm	A_1 mm	C mm	D mm	E mm
–	–	–	–	–
125	192	125	40	165

With 6-face jaw system

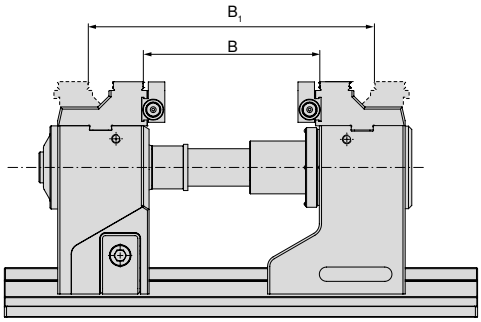

H5G-Z

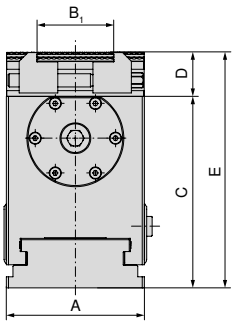

H5G-Z-S

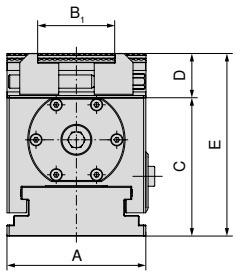

Variant	B mm	B_2 mm	Article no. System jaws
H5G-Z	52 - 177	152 - 277	**80 898 230**
H5G-Z-S	42 - 167	142 - 267	**80 898 230**

A mm	B_1 mm	C mm	D mm	E mm
125	37 - 101	174	40	214
–	–	–	–	–

A mm	B_1 mm	C mm	D mm	E mm
–	–	–	–	–
125	37 - 101	125	40	165

Clamping ranges also apply to 500 mm and 630 mm base bodies. Extended clamping ranges with drawbar extension possible.
The specified clamping ranges can sometimes only be achieved using top jaws.

System jaws overview

5A stepped top jaw

▲ including 125/65 mm attachment and 3 mm grip step
▲ price per piece

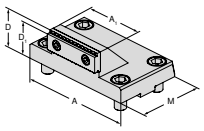

For vice width	A	A_1	D	D_1	D_2	E	M	M_1	M_2		NCG	H5G / -S / -Z	X5G-Z / -S	ESG 4	ESG 5	ESG mini	HDG 2	ZSG 4	ZSG mini	DSG 4	MSG 2	Verso	HSG
125	125	65	45	42			76			**80 898 325**		●											

5A – Top jaw

▲ Improved accessibility through tapered rear section
▲ Price per piece

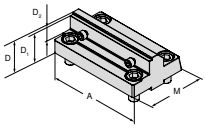

For vice width	A	A_1	D	D_1	D_2	E	M	M_1	M_2		NCG	H5G / -S / -Z	X5G-Z / -S	ESG 4	ESG 5	ESG mini	HDG 2	ZSG 4	ZSG mini	DSG 4	MSG 2	Verso	HSG
125	125		40	37	18		78			**80 907 300**		●											

Combi reversable jaw

▲ to extend the clamping range
▲ Price per piece

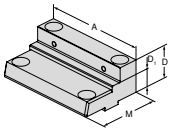

For vice width	A	A_1	D	D_1	D_2	E	M	M_1	M_2		NCG	H5G / -S / -Z	X5G-Z / -S	ESG 4	ESG 5	ESG mini	HDG 2	ZSG 4	ZSG mini	DSG 4	MSG 2	Verso	HSG
125	125		40	22			76			**80 898 225**		●											

Soft Alu-jaw

▲ for producing shaped jaws
▲ Price per piece

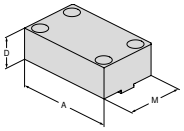

For vice width	A	A_1	D	D_1	D_2	E	M	M_1	M_2		NCG	H5G / -S / -Z	X5G-Z / -S	ESG 4	ESG 5	ESG mini	HDG 2	ZSG 4	ZSG mini	DSG 4	MSG 2	Verso	HSG
125	125		40				76			**80 898 625**		●											●

System jaws overview

Indexable jaw, grip 3 mm, 16 mm smooth step, on both sides

▲ Price per piece

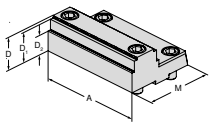

For vice width	A	A_1	D	D_1	D_2	E	M	M_1	M_2		NCG	H5G / -S / -Z	X5G-Z / -S	ESG 4	ESG 5	ESG mini	HDG 2	ZSG 4	ZSG mini	DSG 4	MSG 2	Verso	HSG
125	125		40	37	24		82,5			**80 898 35000**		●											

Pendulum jaw, movable

▲ to accommodate 6-way reversible jaws
▲ Price per piece

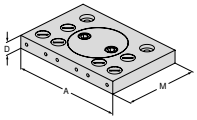

For vice width	A	A_1	D	D_1	D_2	E	M	M_1	M_2		NCG	H5G / -S / -Z	X5G-Z / -S	ESG 4	ESG 5	ESG mini	HDG 2	ZSG 4	ZSG mini	DSG 4	MSG 2	Verso	HSG
125	192		22				130			**80 898 525**		●											

Adapter plate

▲ to accommodate 6-way reversible jaws
▲ Price per piece

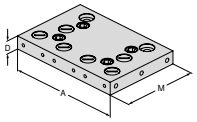

For vice width	A	A_1	D	D_1	D_2	E	M	M_1	M_2		NCG	H5G / -S / -Z	X5G-Z / -S	ESG 4	ESG 5	ESG mini	HDG 2	ZSG 4	ZSG mini	DSG 4	MSG 2	Verso	HSG
125	192		22				130			**80 898 425**		●											

6 function indexable jaw

▲ 1 = Smooth, carbide coated
▲ 2 = Grip with 3 mm step
▲ 3 = Grip with 8 mm step
▲ 4 = Grip with 18 mm step
▲ 5 = Rough grip with 8 mm step
▲ 6 = Round grip
▲ M_{max} = 60 Nm
▲ Including fixation screws

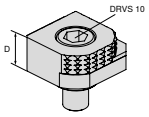



For vice width	A	A_1	D	D_1	D_2	E	M	M_1	M_2		NCG	H5G / -S / -Z	X5G-Z / -S	ESG 4	ESG 5	ESG mini	HDG 2	ZSG 4	ZSG mini	DSG 4	MSG 2	Verso	HSG
			18							**80 892 246**	●	●	●	●		●		●		●		●	

System jaws overview

6x indexable jaw, carbide grip

- ▲ 1 = Smooth
- ▲ 2 = Carbide grip
- ▲ 3 = Carbide grip with 3 mm step
- ▲ 4 = Carbide grip with 8 mm step
- ▲ 5 = Round carbide grip with 8 mm step
- ▲ 6 = Round carbide grip
- ▲ Incl. fixing screws

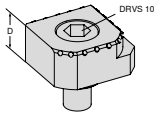



For vice width	A	A_1	D	D_1	D_2	E	M	M_1	M_2		NCG	H5G / -S / -Z	X5G-Z / -S	ESG 4	ESG 5	ESG mini	HDG 2	ZSG 4	ZSG mini	DSG 4	MSG 2	Verso	HSG
			18							80 890 35300	●	●	●	●		●		●		●		●	

6 face jaw system for 125 mm jaw width

Scope of supply:

2 System jaws with 2 pairs of transverse jaws in T-slot guidance incl. fixing screws

H5G -S

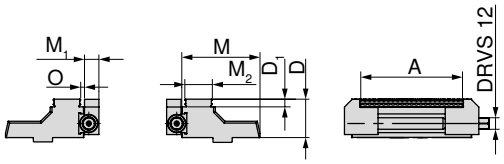



for width mm	A mm	D mm	D_1 mm	M mm	M_1 mm	M_2 mm	O mm	WT kg	80 898 ...
125	37 - 101	40	8	81,5	15	28,7	3,2	4,5	230

System accessories overview

Drawbar

▲ Incl. anti-rotation

H5G | H5G -S | H5G -Z

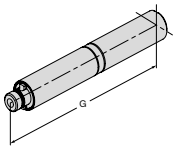

G mm	80 898 ...
125	826
250	827

Base plate to extend

H5G

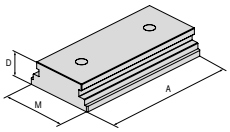



A mm	D mm	M mm	80 898 ...
250	45	125,5	725

Anti-twist plate

H5G | H5G -S | H5G -Z | H5G -Z-S

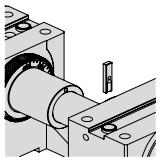

80 898 ...
024

Hand crank

▲ for fast adjustment

DRVS mm	H5G-Z X5G-Z 80 907 ...	H5G-S H5G-Z-S 80 898 ...	H5G 80 898 ...
14	500	026	025

Protection plugs

▲ Price per piece

H5G -Z

D_1 mm	80 907 ...
19	501

Clamping lever

▲ including control accessories

NCG | H5G | NCG 5A

DRVS mm	80 890 ...
14	501

Clamping Handle with Joint

▲ without socket

ZSG 4 | ESG 4 | H5G -Z | ESG mini | H5G -Z-S

Square	80 891 ...
1/2"	600

Socket

▲ Suitable for 1/2" and 3/8" square drive

MNG | MSG 2 | H5G -Z | ESG mini | Verso

Square	DRVS mm	80 877 ...
1/2"	14	214



5-axis machining to perfection

Maximum ease of handling and integrated pull-down action for 6-sided machining. X5G-Z is the new 5-axis vice from CERATIZIT. All the advantages that ensure optimum and simple 5- and 6-sided machining combined in a single clamping device.

Your benefits:

- Either 5 and 6-axis machining thanks to clamping of one or both supporting jaws
- Fast jaw changeover without tools
- Optimum accessibility from all sides and large base clamping stroke of 130 mm
- Fully encapsulated, mechanical spindle
- Integrated, internal elastomer damping to minimise vibrations
- Extensive modular jaw range

Clamping/aligning:

Clamping with two dowel screws dia. 12_{f7} / M12 and clamping screws **Article no. 80 895 019**

Alignment through 20^{H7} precision slot nuts in the base body in the machine table's T-slot. Clamping with clamping claws.

Alignment and clamping with MNG zero point clamping system (2-3 mounting bolts). **Optional:** Positioning and fixing holes at the customer's request.

Clamping force:

Size		Max. tightening torque in Nm	max. clamping force in kN
X5G-Z	Blank clamping	100	50
X5G-Z	Precision clamping	120	40
X5G-Z-S	Blank clamping	100	50
X5G-Z-S	Precision clamping	120	34

X5G-Z tightening torque/clamping force

Blank clamping

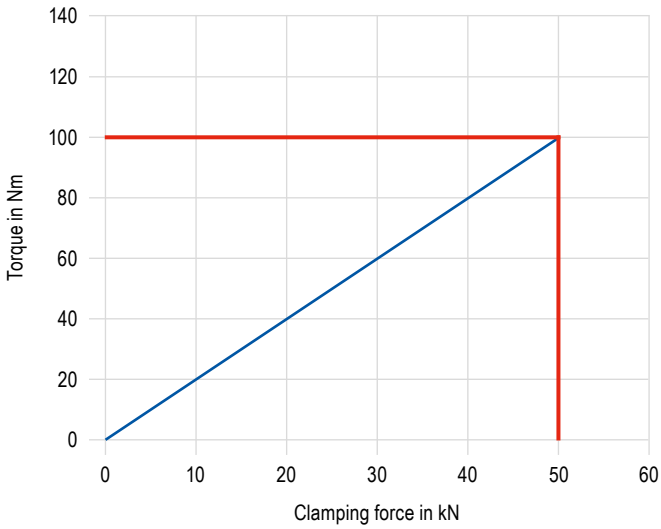

Precision clamping

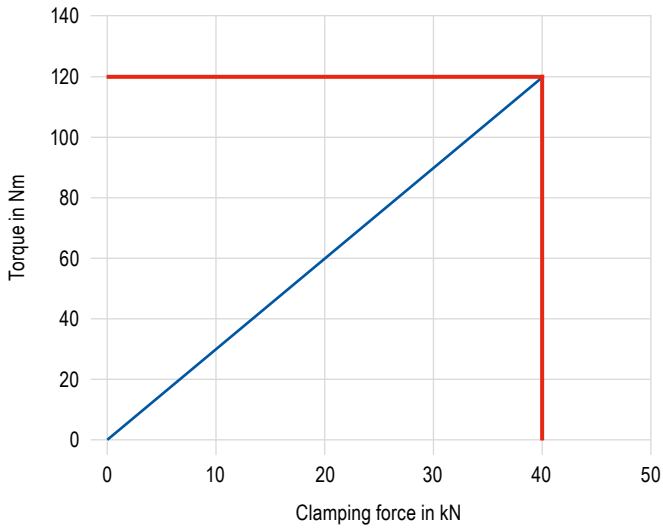

X5G-Z-S tightening torque/clamping force

Blank clamping

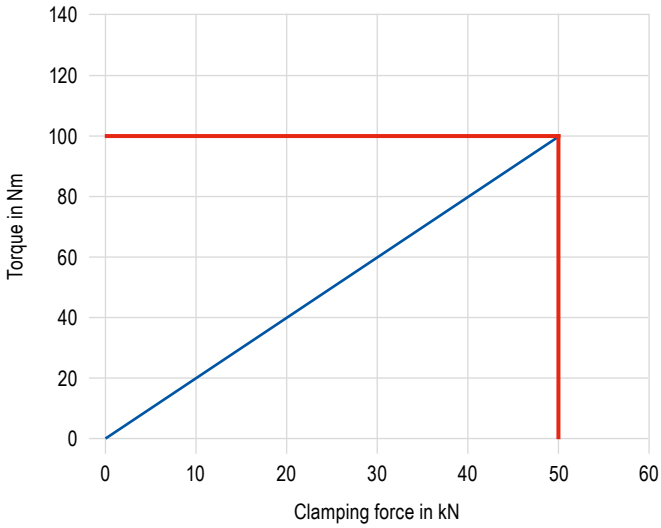

Precision clamping

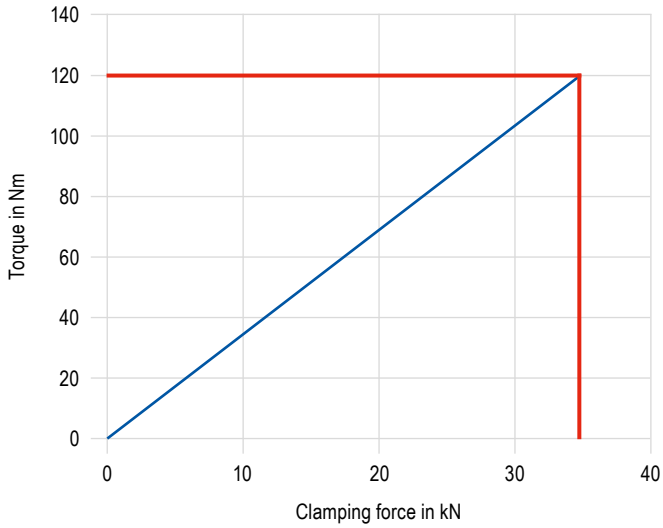

SoloClamp – X5G-Z

- Mechanical 5-axis vice with movable fixed jaws, 181 mm height
- Without system jaws
- Optimum accessibility
- 5- and 6-sided machining possible
- Fast jaw changeover
- Clamping on the machine table is possible with MNG/PNG, or directly through the base body

X5G -Z

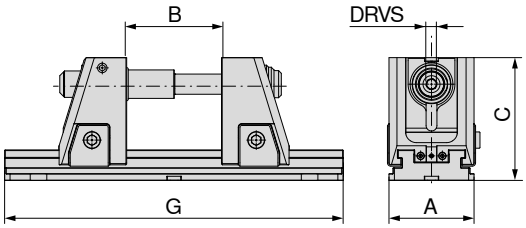

NEW

A mm	B mm	C mm	G mm	DRVS mm	MXC kN	WT kg	80 908 ...
125	4 - 134	181	330	14	40	33,2	**52500**
125	4 - 234	181	430	14	40	36,1	**52600**
125	4 - 304	181	500	14	40	38,1	**52700**
125	4 - 434	181	630	14	40	41,8	**52800**
125	4 - 604	181	800	14	40	46,6	**52900**

Basic clamping stroke 130 mm – Larger clamping ranges can be achieved using drawbar extensions! See **page 48**.
The structural dimension tables for the various jaws can be found from **page 42** onwards.

Vice guide

Underside Dimensions	41	System accessories	45–49
MNG-/PNG zero point clamping system	154–180	General accessories	181–201

SoloClamp – X5G-Z-S

- ▲ Mechanical 5-axis vice with movable fixed jaws, 142 mm height
- ▲ Without system jaws
- ▲ Optimum accessibility
- ▲ 5- and 6-sided machining possible
- ▲ Fast jaw changeover
- ▲ Clamping on the machine table is possible with MNG/PNG, or directly through the base body

X5G -Z-S

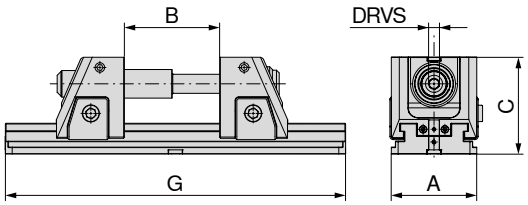

NEW

A mm	B mm	C mm	G mm	DRVS mm	MXC kN	WT kg	80 908 ...
125	4 - 134	142	330	14	40	27,3	**42500**
125	4 - 234	142	430	14	40	30,2	**42600**
125	4 - 304	142	500	14	40	32,2	**42700**
125	4 - 434	142	630	14	40	35,9	**42800**
125	4 - 604	142	800	14	40	40,7	**42900**

Basic clamping stroke 130 mm – Larger clamping ranges can be achieved using drawbar extensions! See **page 48**.
The structural dimension tables for the various jaws can be found from **page 42** onwards.

Vice guide

Underside Dimensions	41	System accessories	45–49
MNG-/PNG zero point clamping system	154–180	General accessories	181–201

X5G-Z/-S underside dimensions

Base width 125 mm and 330 mm length

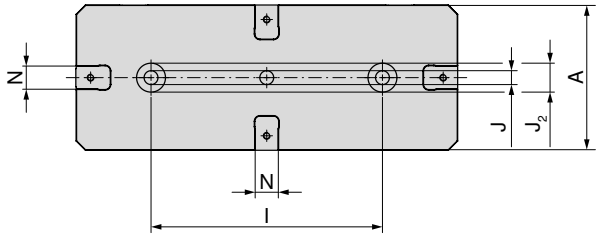

A mm	l ±0,02 mm	J H7 mm	J_2 H6 mm	N H7 mm
125	200	12	25	20

Base width 125 mm and 630 mm length

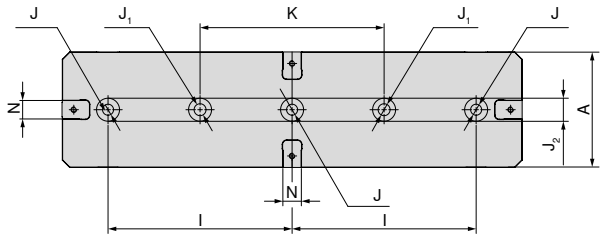

A mm	l ±0,02 mm	J H7 mm	J_1 mm	J_2 H6 mm	K ±0,02 mm	N H7 mm
125	200	12	13	25	200	20

Base width 125 mm and 430 mm length

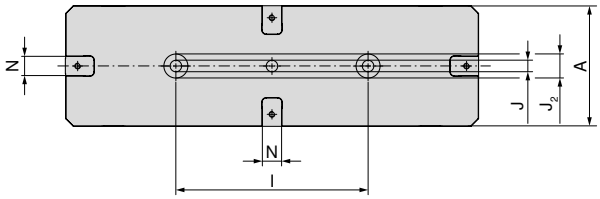

A mm	l ±0,02 mm	J H7 mm	J_2 H6 mm	N H7 mm
125	200	12	25	20

Base width 125 mm and 800 mm length

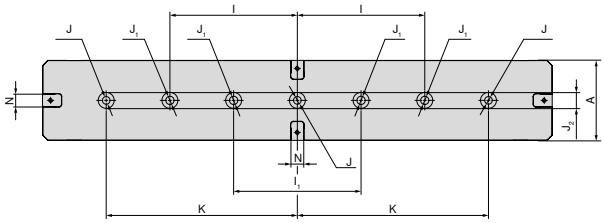

A mm	l ±0,02 mm	l_1 ±0,02 mm	J H7 mm	J_1 mm	J_2 H6 mm	K ±0,02 mm	N H7 mm
125	200	200	12	13	25	300	20

Base width 125 mm and 500 mm length

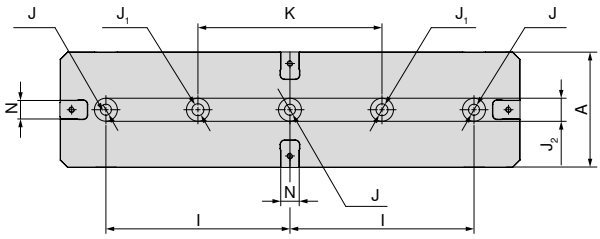

A mm	l ±0,02 mm	J H7 mm	J_1 mm	J_2 H6 mm
125	200	12	13	25

X5G-Z/-S structural dimension table for the different jaws

With indexable jaws, grip 3 mm

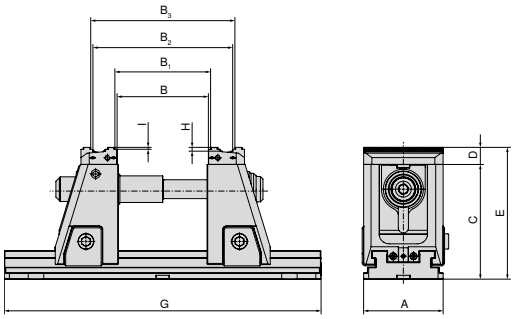

Type	Drawbar 430 mm 80 908 80000	Drawbar 500 mm 80 908 80100	Drawbar 630 mm 80 908 80200	Drawbar 800 mm 80 908 80300	A	B	B_1	B_2	B_3	C	D	E	G	H	I
80 908 52500					125	5–134	12–141	80–210	88–217	181	27	208	330	6	3
80 908 42500					125	5–134	12–141	80–210	88–217	142	27	169	330	6	3
80 908 52600	1 x				125	5–234	12–241	80–310	88–317	181	27	208	430	6	3
80 908 42600	1 x				125	5–234	12–241	80–310	88–317	142	27	169	430	6	3
80 908 52700	1 x	1 x			125	5–304	12–311	80–380	88–387	181	27	208	500	6	3
80 908 42700	1 x	1 x			125	5–304	12–311	80–380	88–387	142	27	169	500	6	3
80 908 52800	1 x	1 x	1 x		125	5–434	12–441	80–510	88–517	181	27	208	630	6	3
80 908 42800	1 x	1 x	1 x		125	5–434	12–441	80–510	88–517	142	27	169	630	6	3
80 908 52900	1 x	1 x	1 x	1 x	125	5–604	12–611	80–680	88–687	181	27	208	800	6	3
80 908 42900	1 x	1 x	1 x	1 x	125	5–604	12–611	80–680	88–687	142	27	169	800	6	3

With indexable jaws, grip 5 mm

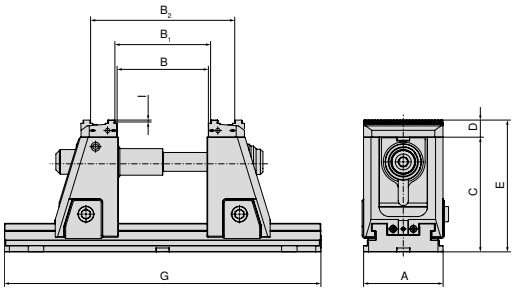

Type	Drawbar 430 mm 80 908 80000	Drawbar 500 mm 80 908 80100	Drawbar 630 mm 80 908 80200	Drawbar 800 mm 80 908 80300	A	B	B_1	B_2	C	D	E	G	I
80 908 52500					125	5–134	12–141	88–217	181	27	208	330	5
80 908 42500					125	5–134	12–141	88–217	142	27	169	330	5
80 908 52600	1 x				125	5–234	12–241	88–317	181	27	208	430	5
80 908 42600	1 x				125	5–234	12–241	88–317	142	27	169	430	5
80 908 52700	1 x	1 x			125	5–304	12–311	88–387	181	27	208	500	5
80 908 42700	1 x	1 x			125	5–304	12–311	88–387	142	27	169	500	5
80 908 52800	1 x	1 x	1 x		125	5–434	12–441	88–517	181	27	208	630	5
80 908 42800	1 x	1 x	1 x		125	5–434	12–441	88–517	142	27	169	630	5
80 908 52900	1 x	1 x	1 x	1 x	125	5–604	12–611	88–687	181	27	208	800	5
80 908 42900	1 x	1 x	1 x	1 x	125	5–604	12–611	88–687	142	27	169	800	5

Drawbar extensions can be found on → **page 48**.

X5G-Z/-S structural dimension table for the different jaws

With stepped jaws, carbide grip 5 mm

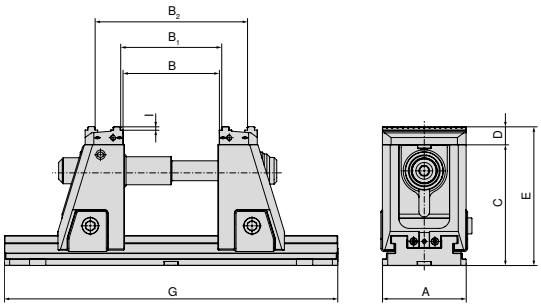

Type	Drawbar 430 mm 80 908 80000	Drawbar 500 mm 80 908 80100	Drawbar 630 mm 80 908 80200	Drawbar 800 mm 80 908 80300	A	B	B_1	B_2	C	D	E	G	I
80 908 52500					125	5–134	12–141	88–217	181	27	208	330	5
80 908 42500					125	5–134	12–141	88–217	142	27	169	330	5
80 908 52600	1 x				125	5–234	12–241	88–317	181	27	208	430	5
80 908 42600	1 x				125	5–234	12–241	88–317	142	27	169	430	5
80 908 52700	1 x	1 x			125	5–304	12–311	88–387	181	27	208	500	5
80 908 42700	1 x	1 x			125	5–304	12–311	88–387	142	27	169	500	5
80 908 52800	1 x	1 x	1 x		125	5–434	12–441	88–517	181	27	208	630	5
80 908 42800	1 x	1 x	1 x		125	5–434	12–441	88–517	142	27	169	630	5
80 908 52900	1 x	1 x	1 x	1 x	125	5–604	12–611	88–687	181	27	208	800	5
80 908 42900	1 x	1 x	1 x	1 x	125	5–604	12–611	88–687	142	27	169	800	5

With soft jaws, steel

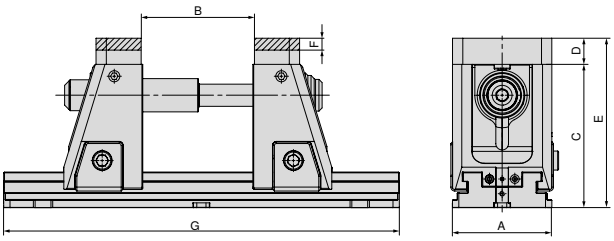

Article no. System jaws
2 x **80 909 31200**

Type	Drawbar 430 mm 80 908 80000	Drawbar 500 mm 80 908 80100	Drawbar 630 mm 80 908 80200	Drawbar 800 mm 80 908 80300	A	B	C	D	E	F	G
80 908 52500					125	4–134	181	33	214	15	330
80 908 42500					125	4–134	142	33	175	15	330
80 908 52600	1 x				125	4–234	181	33	214	15	430
80 908 42600	1 x				125	4–234	142	33	175	15	430
80 908 52700	1 x	1 x			125	4–304	181	33	214	15	500
80 908 42700	1 x	1 x			125	4–304	142	33	175	15	500
80 908 52800	1 x	1 x	1 x		125	4–434	181	33	214	15	630
80 908 42800	1 x	1 x	1 x		125	4–434	142	33	175	15	630
80 908 52900	1 x	1 x	1 x	1 x	125	4–604	181	33	214	15	800
80 908 42900	1 x	1 x	1 x	1 x	125	4–604	142	33	175	15	800

Drawbar extensions can be found on → **page 48**.

X5G-Z/-S structural dimension table for the different jaws

With indexable jaws embossed profile

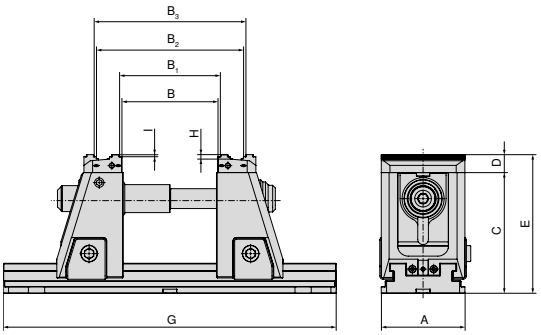

Article no. System jaws
2 x **80 908 31200**

Type	Drawbar 430 mm **80 908 80000**	Drawbar 500 mm **80 908 80100**	Drawbar 630 mm **80 908 80200**	Drawbar 800 mm **80 908 80300**	A	B	B_1	B_2	B_3	C	D	E	G	H	I
80 908 52500					125	5–134	12–141	82–210	89–217	181	27	208	330	6	3
80 908 42500					125	5–134	12–141	82–210	89–217	142	27	169	330	6	3
80 908 52600	1 x				125	5–234	12–241	82–310	89–317	181	27	208	430	6	3
80 908 42600	1 x				125	5–234	12–241	82–310	89–317	142	27	169	430	6	3
80 908 52700	1 x	1 x			125	5–304	12–311	82–380	89–387	181	27	208	500	6	3
80 908 42700	1 x	1 x			125	5–304	12–311	82–380	89–387	142	27	169	500	6	3
80 908 52800	1 x	1 x	1 x		125	5–434	12–441	82–510	89–517	181	27	208	630	6	3
80 908 42800	1 x	1 x	1 x		125	5–434	12–441	82–510	89–517	142	27	169	630	6	3
80 908 52900	1 x	1 x	1 x	1 x	125	5–604	12–611	82–680	89–687	181	27	208	800	6	3
80 908 42900	1 x	1 x	1 x	1 x	125	5–604	12–611	82–680	89–687	142	27	169	800	6	3

With pendulum and adapter plate

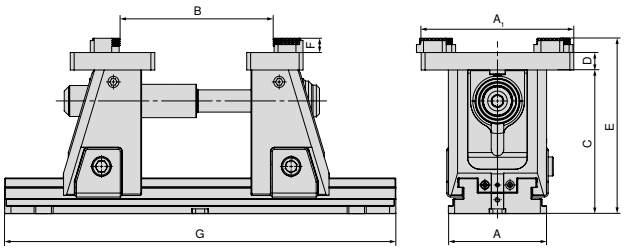

Article no. System jaws
80 909 31500 + **80 909 31300**

Type	Drawbar 430 mm **80 908 80000**	Drawbar 500 mm **80 908 80100**	Drawbar 630 mm **80 908 80200**	Drawbar 800 mm **80 908 80300**	A	B	C	D	E	F	G
80 908 52500					125	42–210	181	22	221	18	330
80 908 42500					125	42–210	142	22	182	18	330
80 908 52600	1 x				125	42–310	181	22	221	18	430
80 908 42600	1 x				125	42–310	142	22	182	18	430
80 908 52700	1 x	1 x			125	42–380	181	22	221	18	500
80 908 42700	1 x	1 x			125	42–380	142	22	182	18	500
80 908 52800	1 x	1 x	1 x		125	42–510	181	22	221	18	630
80 908 42800	1 x	1 x	1 x		125	42–510	142	22	182	18	630
80 908 52900	1 x	1 x	1 x	1 x	125	42–680	181	22	221	18	800
80 908 42900	1 x	1 x	1 x	1 x	125	42–680	142	22	182	18	800

Drawbar extensions can be found on → **page 48**.

System jaws overview

Indexable grip jaw, 3 mm

▲ Price per piece

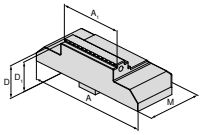

For vice width	A	A_1	D	D_1	D_2	E	M	M_1	M_2		NEW NCG	H5G / -S / -Z	X5G-Z / -S	ESG 4	ESG 5	ESG mini	HDG 2	ZSG 4	ZSG mini	DSG 4	MSG 2	Verso	HSG
125	125	40	27	24			57			80 908 30300			●										
125	125	65	27	24			57			80 908 30200			●										
125	125	80	27	24			57			80 908 30100			●										
125	125	125	27	24			57			80 908 30000			●										

Indexable grip jaw, 5 mm

▲ Price per piece

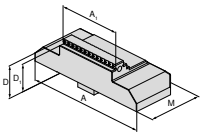

For vice width	A	A_1	D	D_1	D_2	E	M	M_1	M_2		NEW NCG	H5G / -S / -Z	X5G-Z / -S	ESG 4	ESG 5	ESG mini	HDG 2	ZSG 4	ZSG mini	DSG 4	MSG 2	Verso	HSG
125	125	40	27	22			57			80 908 30700			●										
125	125	65	27	22			57			80 908 30600			●										
125	125	80	27	22			57			80 908 30500			●										
125	125	125	27	22			57			80 908 30400			●										

Indexable smooth jaw

▲ Price per piece

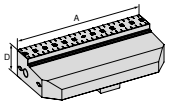

For vice width	A	A_1	D	D_1	D_2	E	M	M_1	M_2		NCG	H5G / -S / -Z	X5G-Z / -S	ESG 4	ESG 5	ESG mini	HDG 2	ZSG 4	ZSG mini	DSG 4	MSG 2	Verso	HSG
125	125		27							80 908 31400			●										

Stepped jaw, carbide grip 5 mm

▲ Price per piece

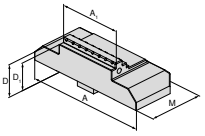

For vice width	A	A_1	D	D_1	D_2	E	M	M_1	M_2		NEW NCG	H5G / -S / -Z	X5G-Z / -S	ESG 4	ESG 5	ESG mini	HDG 2	ZSG 4	ZSG mini	DSG 4	MSG 2	Verso	HSG
125	125	40	27	22			57			80 908 31100			●										
125	125	65	27	22			57			80 908 31000			●										
125	125	80	27	22			57			80 908 30900			●										
125	125	125	27	22			57			80 908 30800			●										

System jaws overview

Soft jaw, steel

▲ Material: 16MnCr5
▲ Price per piece

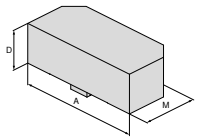



For vice width	A	A_1	D	D_1	D_2	E	M	M_1	M_2		NCG	H5G / -S / -Z	X5G-Z / -S	ESG 4	ESG 5	ESG mini	HDG 2	ZSG 4	ZSG mini	DSG 4	MSG 2	Verso	HSG
125	125		33				57			80 909 31200			●										

Indexable jaw embossed profile

▲ Price per piece
▲ suitable for LANG embossed profile

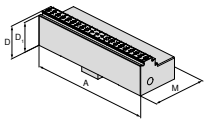

NEW

For vice width	A	A_1	D	D_1	D_2	E	M	M_1	M_2		NCG	H5G / -S / -Z	X5G-Z / -S	ESG 4	ESG 5	ESG mini	HDG 2	ZSG 4	ZSG mini	DSG 4	MSG 2	Verso	HSG
125	125		27	24			57			80 908 31200			●										

Adapter plate

▲ for holding 6-function indexable jaws
▲ Price per piece
▲ incl. cover screws

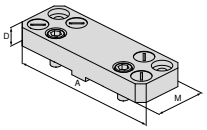

For vice width	A	A_1	D	D_1	D_2	E	M	M_1	M_2		NCG	H5G / -S / -Z	X5G-Z / -S	ESG 4	ESG 5	ESG mini	HDG 2	ZSG 4	ZSG mini	DSG 4	MSG 2	Verso	HSG
125	180		22				104			80 909 31500			●										

Floating jaw

▲ for holding 6-function indexable jaws
▲ Price per piece
▲ incl. cover screws

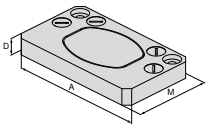

For vice width	A	A_1	D	D_1	D_2	E	M	M_1	M_2		NCG	H5G / -S / -Z	X5G-Z / -S	ESG 4	ESG 5	ESG mini	HDG 2	ZSG 4	ZSG mini	DSG 4	MSG 2	Verso	HSG
125	180		22				62			80 909 31300			●										

System jaws overview

6 function indexable jaw

- ▲ 1 = Smooth, carbide coated
- ▲ 2 = Grip with 3 mm step
- ▲ 3 = Grip with 8 mm step
- ▲ 4 = Grip with 18 mm step
- ▲ 5 = Rough grip with 8 mm step
- ▲ 6 = Round grip
- ▲ M_{max} = 60 Nm
- ▲ Including fixation screws

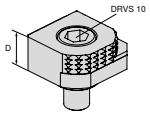



For vice width	A	A_1	D	D_1	D_2	E	M	M_1	M_2		NCG	H5G / -S / -Z	X5G-Z / -S	ESG 4	ESG 5	ESG mini	HDG 2	ZSG 4	ZSG mini	DSG 4	MSG 2	Verso	HSG
			18							**80 892 246**	●	●	●	●		●		●		●		●	

6x indexable jaw, carbide grip

- ▲ 1 = Smooth
- ▲ 2 = Carbide grip
- ▲ 3 = Carbide grip with 3 mm step
- ▲ 4 = Carbide grip with 8 mm step
- ▲ 5 = Round carbide grip with 8 mm step
- ▲ 6 = Round carbide grip
- ▲ Incl. fixing screws

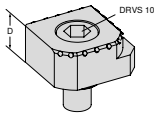



For vice width	A	A_1	D	D_1	D_2	E	M	M_1	M_2		NCG	H5G / -S / -Z	X5G-Z / -S	ESG 4	ESG 5	ESG mini	HDG 2	ZSG 4	ZSG mini	DSG 4	MSG 2	Verso	HSG
			18							**80 890 35300**	●	●	●	●		●		●		●		●	

Precision jaw

- ▲ Price per set

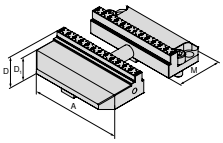

NEW

For vice width	A	A_1	D	D_1	D_2	E	M	M_1	M_2		NCG	H5G / -S / -Z	X5G-Z / -S	ESG 4	ESG 5	ESG mini	HDG 2	ZSG 4	ZSG mini	DSG 4	MSG 2	Verso	HSG
125	125		27	24			57			**80 908 31300**			●										

Procedure for hardened precision jaw set

The X5G-Z impresses with its extreme accuracy. All the components have been ground or hard-milled to a high level of precision. Despite this, there are still applications whereby the precision requirements cannot be satisfied in full due to the tolerance chain of the indexable grip jaws. For these situations we offer a hardened precision jaw set (article no. **80 908 31300**) that can be hard-milled by the customer on the clamping flat (both sides).

Hard machining is carried out in the precision vice (both screws on the supporting jaws tightened to 140 Nm). The precision jaws must be hard-milled as per the views shown (1+2). The reference tip supplied is used for clamping in the standard position (1). An end gauge can be used for clamping in the increased clamping range position (2).

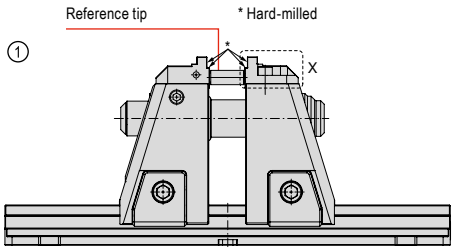

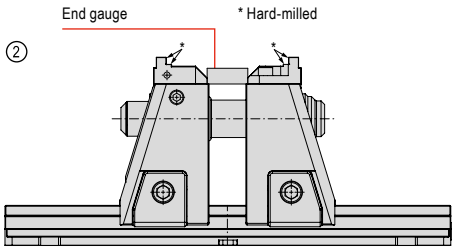

System accessories overview

Spindle unit X5G-Z

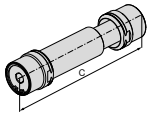

C mm	WT kg	80 908 ...
227,5	2,5	50100

Drawbar

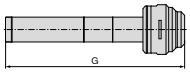

for width mm	G mm	80 908 ...
125	430	80000

Drawbar

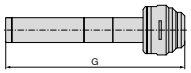

for width mm	G mm	80 908 ...
125	500	80100

Drawbar

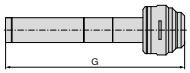

for width mm	G mm	80 908 ...
125	630	80200

Drawbar

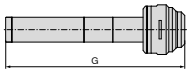

for width mm	G mm	80 908 ...
125	800	80300

System accessories overview

Torque Wrench

▲ without socket

Square	TQX Nm	80 884 ...
1/2"	10 - 100	502

Socket

Square	DRVS mm	80 877 ...
1/2"	14	214

Hand crank

▲ Version with external hex
▲ For quick adjustment

for width mm	DRVS mm	H5G-Z X5G-Z 80 907 ...
125	14	500



Highly-efficient all-rounder for machining unfinished and finished parts

The ESG 4 single vice impresses with fast handle clamping, quick setting of the clamping range, a flat design and low weight.

Your benefits:

- ▲ Several cooling lubricant flows for problem-free working and controlled outflow
- ▲ Quick and easy positioning on the MNG zero point clamping system
- ▲ High clamping force between 5 – 50 kN with low tightening torque
- ▲ Quick and easy jaw change with 2 screws
- ▲ Quick, simple disassembly of the spindle unit
- ▲ Extensive modular jaw range

Clamping/aligning:

ESG 4 – 80 mm = mounting with M8 screws through the base body
ESG 4 – 125 mm / 160 mm = mounting with M12 screws and dowel screws through the base body

Mounting with 4 clamping claws **Article no. 80 890 315**

Mounting with zero point clamping systems
ESG 4 – 80 mm = 1 mounting bolt + anti-twist protection
ESG 4 – 125 / 160 mm = 2 mounting bolts, centre distance 200 mm

Clamping force:

ESG 4 – 80 mm tightening torque / clamping force

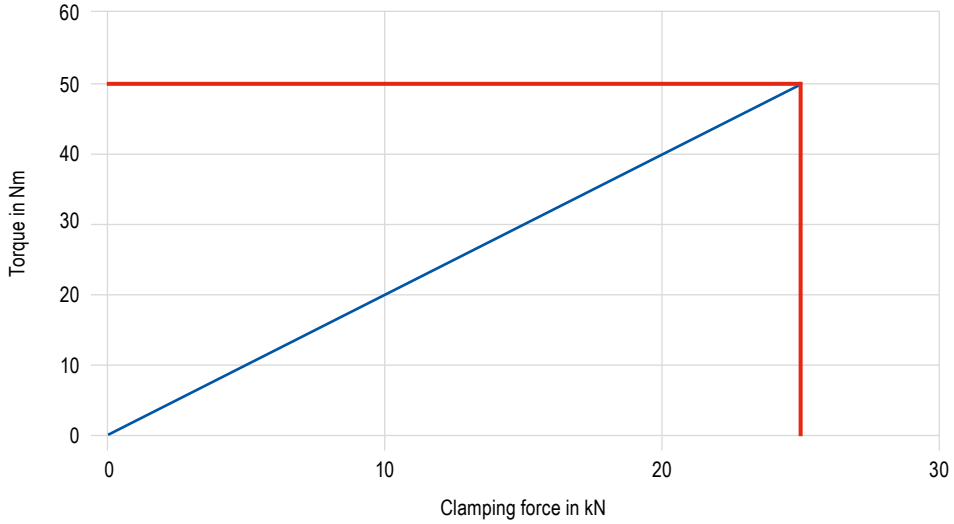

ESG 4 – 125 mm tightening torque/clamping force

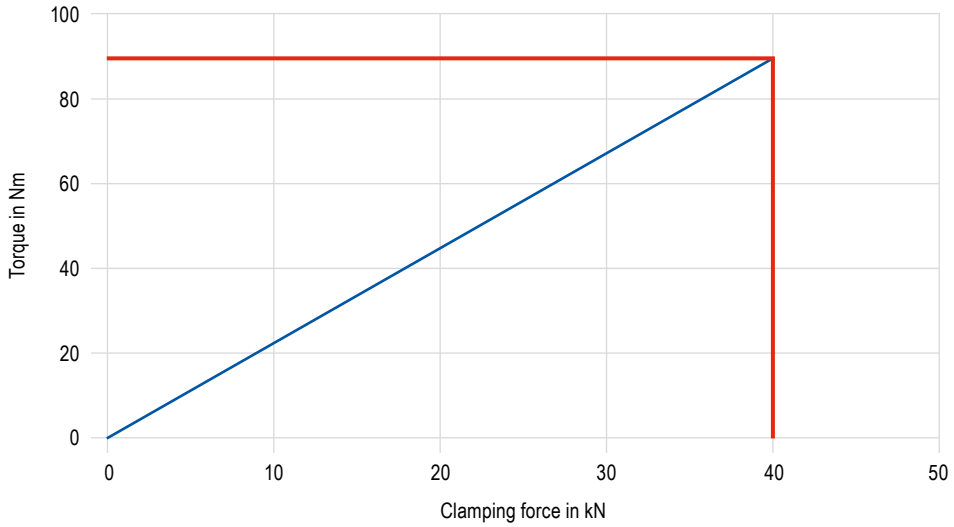

ESG 4 – 160 mm tightening torque / clamping force

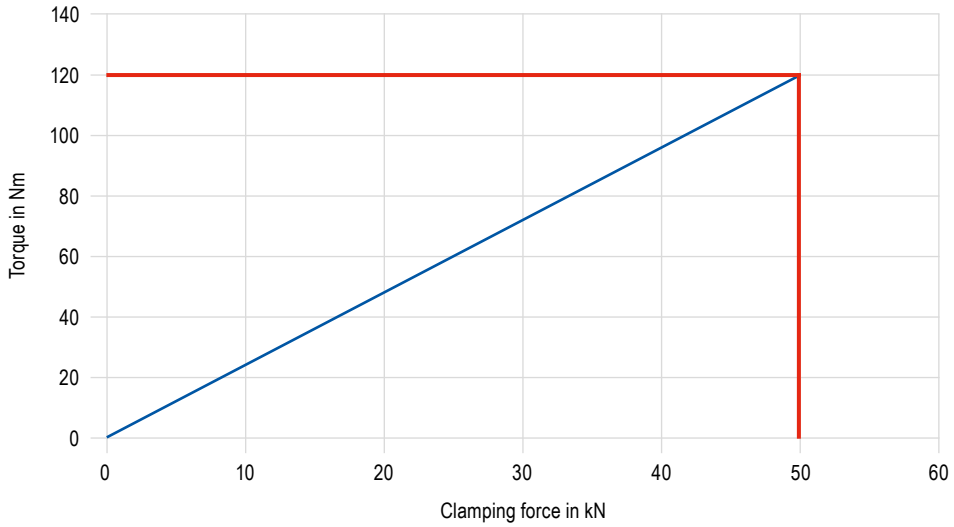

SoloClamp – ESG 4

- ▲ Single vice without system jaws
- ▲ Fast 160° handle clamping with torque key
- ▲ Rapid installation and removal of the spindle assembly
- ▲ ±0.01 mm repeatability (±0.015 mm when A = 160 mm)

ESG 4

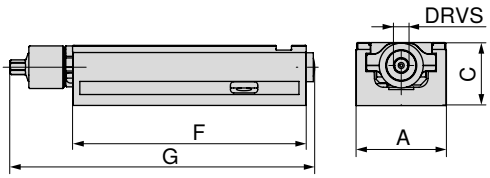

80 901 ...

A mm	C -0.02 mm	F mm	G mm	DRVS mm	MXC kN	WT kg	clamping range mm	
80	55	214	284	12	25	5,0	0-192	**080**
125	60	362	433	14	40	15,0	0-308	**125**
160	70	480	559	14	50	28,5	0-434	**160**

Vice guide

Underside Dimensions	53	Structural dimension tables for the different jaws	54+55
System accessories	56–59	MNG-/PNG zero point clamping system	154–180
General accessories	181–201		

ESG 4 underside dimensions

Base width 80 mm and length 214 mm

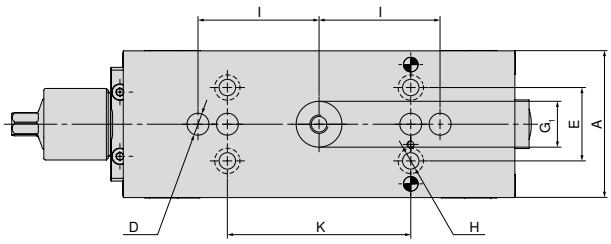

A	D	E	G_1	H	I	K
mm	mm	mm	mm	mm	mm	mm
80	12	40	25	9	66	100

Base width 125 mm and length 362 mm

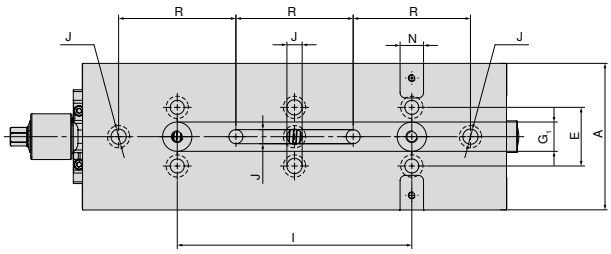

A	E	G_1	I	J	N_{H7}	R
mm	mm	mm	mm	mm	mm	mm
125	50	25	200	13	20	100

Base width 160 mm and length 480 mm

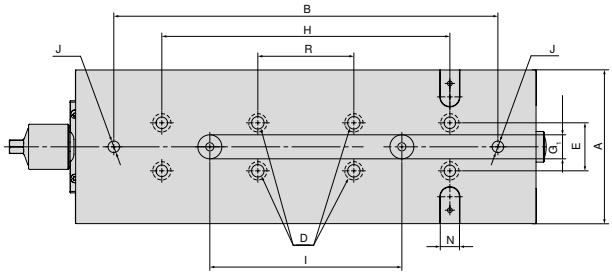

A	B	D	E	G_1	H	I	J	N_{H7}	R
mm	mm	mm	mm	mm	mm	mm	mm	mm	mm
160	400	13	50	25	300	200	12	20	100

ESG 4 structural dimension table for the different jaws

With block jaws

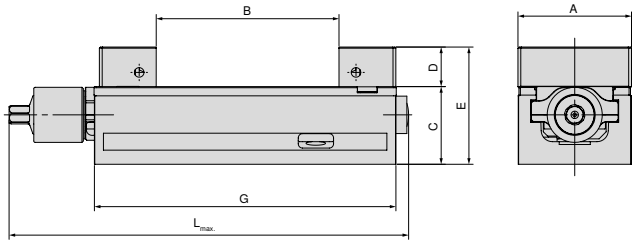

A mm	B mm	C mm	D mm	E mm	G mm	$L_{max.}$ mm	Article no. System jaws
80	0 - 130	55	28	83	214	308	**80 901 31200 + 80 901 31300**
125	0 - 231	60	40	100	362	432	**80 901 31400 + 80 901 31500**
160	0 - 312	70	50	120	480	559	**80 901 31600 + 80 901 31700**

With soft alu jaws

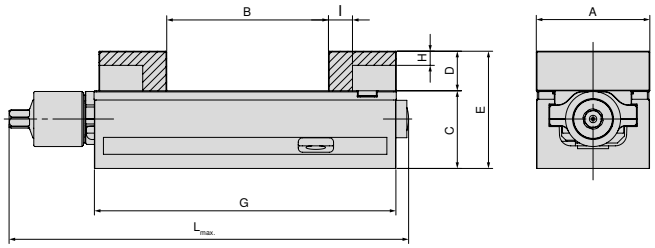

A mm	B mm	C mm	D mm	E mm	G mm	H mm	I mm	$L_{max.}$ mm	Article no. System jaws
80	0 - 115	55	28	83	214	10	17	284	**80 901 307 + 80 878 850**
125	0 - 219	60	40	100	362	23	27	432	**80 901 304 + 80 878 550**
160	0 - 309	70	50	120	480	23	30	559	**80 901 301 + 80 878 305**

With pendulum and adapter plate

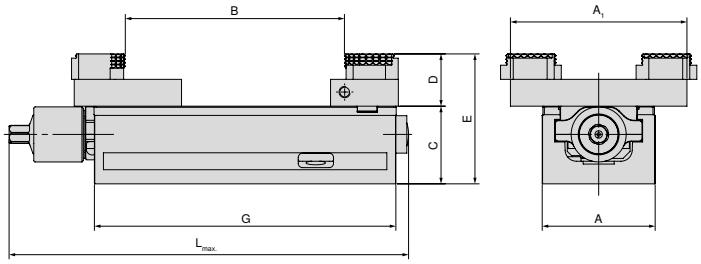

A mm	A_1 mm	B mm	C mm	D mm	E mm	G mm	$L_{max.}$ mm	Article no. System jaws
80	125	5 - 155	55	19	92	214	284	**80 878 870 + 80 901 501**
125	180	4 - 306	60	22	100	362	432	**80 878 570 + 80 901 502**
160	256	11 - 463	70	22	110	480	559	**80 878 670 + 80 901 503**

ESG 4 structural dimension table for the different jaws

With indexable jaws, grip 3 mm

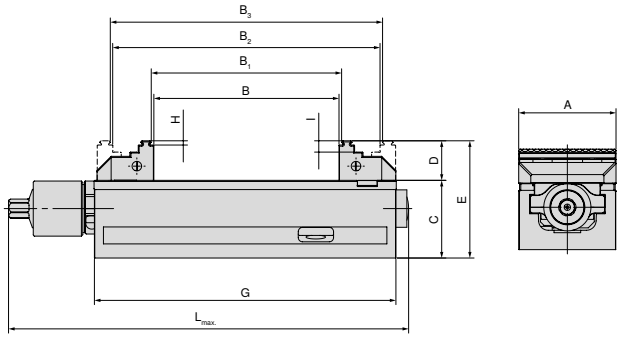

A mm	B mm	B_1 mm	B_2 mm	B_3 mm	C mm	D mm	E mm	G mm	H mm	I mm	$L_{max.}$ mm	Article no. System jaws
80	0 - 130	4 - 134	59 - 188	63 - 192	55	28	83	214	3	8	284	**80 901 306 + 80 878 810**
125	0 - 231	8 - 238	71 - 301	78 - 308	60	40	100	362	3	18	433	**80 901 302 + 80 901 303**
160	0 - 310	8 - 317	117 - 427	125 - 434	70	50	120	480	3	10	559	**80 901 300 + 80 878 610**

With indexable jaws, grip 3 mm, width 40 mm

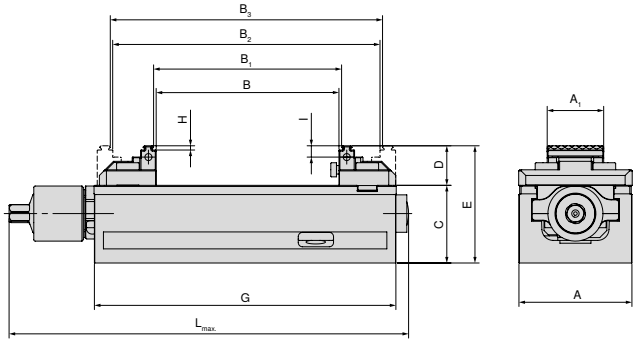

A mm	A_1 mm	B mm	B_1 mm	B_2 mm	B_3 mm	C mm	D mm	E mm	G mm	H mm	I mm	$L_{max.}$ mm	Article no. System jaws
80	40	0 - 130	4 - 134	59 - 188	63 - 192	55	28	83	214	3	8	284	**80 901 308 + 80 878 81900**

With indexable jaws, grip 3 mm, height 65 mm

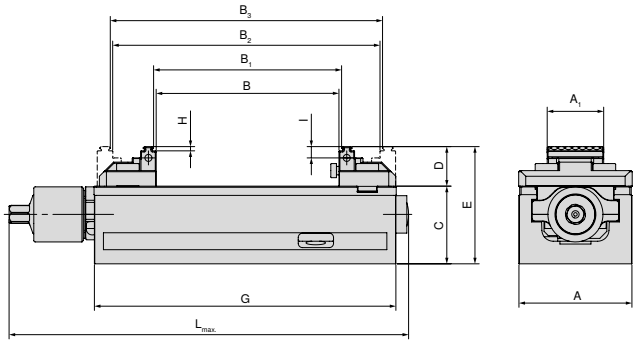

A mm	A_1 mm	B mm	B_1 mm	B_2 mm	B_3 mm	C mm	D mm	E mm	G mm	H mm	I mm	$L_{max.}$ mm	Article no. System jaws
125	65	0 - 240	8 - 247	77 - 317	84 - 324	60	33	93	362	3	9	432	**80 901 305 + 80 878 51900**

17

System jaws overview

Indexable jaw, grip 3 mm, fixed

▲ Price per piece

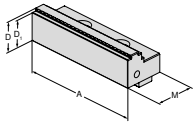

For vice width	A	A_1	D	D_1	D_2	E	M	M_1	M_2		NCG	H5G / -S / -Z	X5G-Z / -S	ESG 4	ESG 5	ESG mini	HDG 2	ZSG 4	ZSG mini	DSG 4	MSG 2	Verso	HSG
80	80		28	25			40			**80 901 306**				●	●								
125	125		40	37			66			**80 901 302**				●	●					●			
160	160		50	47			81			**80 901 300**				●	●								

Indexable jaw, grip 3 mm, movable

▲ Price per piece

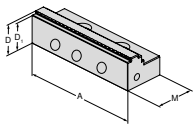

For vice width	A	A_1	D	D_1	D_2	E	M	M_1	M_2		NCG	H5G / -S / -Z	X5G-Z / -S	ESG 4	ESG 5	ESG mini	HDG 2	ZSG 4	ZSG mini	DSG 4	MSG 2	Verso	HSG
80	80		28	25			40			**80 878 810**				●	●			●		●			
125	125		40	37			66			**80 901 303**				●	●					●			
160	160		50	47			81			**80 878 610**				●	●			●					

Block jaw, fixed

▲ Price per piece

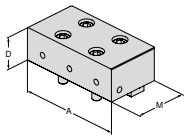



For vice width	A	A_1	D	D_1	D_2	E	M	M_1	M_2		NCG	H5G / -S / -Z	X5G-Z / -S	ESG 4	ESG 5	ESG mini	HDG 2	ZSG 4	ZSG mini	DSG 4	MSG 2	Verso	HSG
80	80		28				40			**80 901 31200**				●	●								
125	125		40				66			**80 901 31400**				●									
160	160		50				81			**80 901 31600**				●	●								

Block jaw, movable

▲ Price per piece

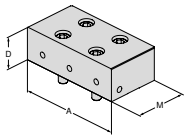



For vice width	A	A_1	D	D_1	D_2	E	M	M_1	M_2		NCG	H5G / -S / -Z	X5G-Z / -S	ESG 4	ESG 5	ESG mini	HDG 2	ZSG 4	ZSG mini	DSG 4	MSG 2	Verso	HSG
80	80		28				40			**80 901 31300**				●	●			●		●			
125	125		40				66			**80 901 31500**				●						●			
160	160		50				81			**80 901 31700**				●	●			●					

System jaws overview

Alu jaw, fixed

▲ for producing shaped jaws
▲ Price per piece

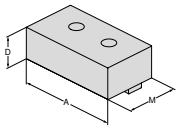



For vice width	A	A_1	D	D_1	D_2	E	M	M_1	M_2		NCG	H5G / -S / -Z	X5G-Z / -S	ESG 4	ESG 5	ESG mini	HDG 2	ZSG 4	ZSG mini	DSG 4	MSG 2	Verso	HSG
80	80		28				48			**80 901 307**				●	●								
125	125		40				68			**80 901 304**				●									
160	160		50				85			**80 901 301**				●	●								

Alu jaw, movable

▲ for producing shaped jaws
▲ Price per piece

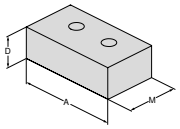



For vice width	A	A_1	D	D_1	D_2	E	M	M_1	M_2		NCG	H5G / -S / -Z	X5G-Z / -S	ESG 4	ESG 5	ESG mini	HDG 2	ZSG 4	ZSG mini	DSG 4	MSG 2	Verso	HSG
80	80		28				48			**80 878 850**				●	●			●		●			
125	125		40				68			**80 878 550**				●						●			
160	160		50				85			**80 878 305**				●	●			●					

Reversible grip jaw, width 40 mm, fixed

▲ Price per piece
▲ Double-sided grip step

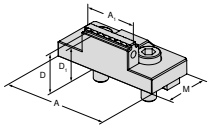

For vice width	A	A_1	D	D_1	D_2	E	M	M_1	M_2		NCG	H5G / -S / -Z	X5G-Z / -S	ESG 4	ESG 5	ESG mini	HDG 2	ZSG 4	ZSG mini	DSG 4	MSG 2	Verso	HSG
80	80	40	28	25			40			**80 901 308**				●									

Indexable grip jaw 3 mm, width 40 mm, movable

▲ Price per piece

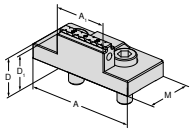

NEW

For vice width	A	A_1	D	D_1	D_2	E	M	M_1	M_2		NCG	H5G / -S / -Z	X5G-Z / -S	ESG 4	ESG 5	ESG mini	HDG 2	ZSG 4	ZSG mini	DSG 4	MSG 2	Verso	HSG
80	80	40	28	25			40			**80 878 81900**				●				●					

System jaws overview

5-axis reversible grip jaw, width 65 mm, fixed

▲ price per piece
▲ double sided grip step

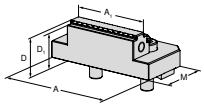

For vice width	A	A_1	D	D_1	D_2	E	M	M_1	M_2		NCG	H5G / -S / -Z	X5G-Z / -S	ESG 4	ESG 5	ESG mini	HDG 2	ZSG 4	ZSG mini	DSG 4	MSG 2	Verso	HSG
125	125	65	33	30			57			**80 901 305**				●									

5-axis indexable jaw, grip 3 mm, width 65 mm, movable

▲ double sided grip step
▲ price per piece

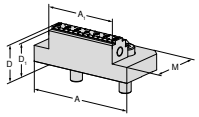

NEW

For vice width	A	A_1	D	D_1	D_2	E	M	M_1	M_2		NCG	H5G / -S / -Z	X5G-Z / -S	ESG 4	ESG 5	ESG mini	HDG 2	ZSG 4	ZSG mini	DSG 4	MSG 2	Verso	HSG
125	95	65	33	30			57			**80 878 51900**								●					

Pendulum jaw, movable

▲ Price per piece

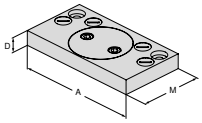

For vice width	A	A_1	D	D_1	D_2	E	M	M_1	M_2		NCG	H5G / -S / -Z	X5G-Z / -S	ESG 4	ESG 5	ESG mini	HDG 2	ZSG 4	ZSG mini	DSG 4	MSG 2	Verso	HSG
80	125		19				76			**80 878 870**				●				●		●			
125	180		22				95			**80 878 570**				●				●		●			
160	256		22				170			**80 878 670**				●				●					

Adapter jaw

▲ Price per piece

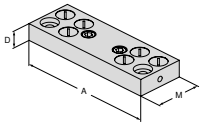

For vice width	A	A_1	D	D_1	D_2	E	M	M_1	M_2		NCG	H5G / -S / -Z	X5G-Z / -S	ESG 4	ESG 5	ESG mini	HDG 2	ZSG 4	ZSG mini	DSG 4	MSG 2	Verso	HSG
80	125		19				48			**80 901 501**				●									
125	180		22				62			**80 901 502**				●									
160	256		22				125			**80 901 503**				●									

System jaws overview

6 function indexable jaw

- ▲ 1 = Smooth, carbide coated
- ▲ 2 = Grip with 3 mm step
- ▲ 3 = Grip with 8 mm step
- ▲ 4 = Grip with 18 mm step
- ▲ 5 = Rough grip with 8 mm step
- ▲ 6 = Round grip
- ▲ M_{max} = 60 Nm
- ▲ Including fixation screws

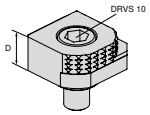



For vice width	A	A_1	D	D_1	D_2	E	M	M_1	M_2		NCG	H5G / -S / -Z	X5G-Z / -S	ESG 4	ESG 5	ESG mini	HDG 2	ZSG 4	ZSG mini	DSG 4	MSG 2	Verso	HSG
			18							80 892 246	●	●	●	●		●		●		●		●	

6x indexable jaw, carbide grip

- ▲ 1 = Smooth
- ▲ 2 = Carbide grip
- ▲ 3 = Carbide grip with 3 mm step
- ▲ 4 = Carbide grip with 8 mm step
- ▲ 5 = Round carbide grip with 8 mm step
- ▲ 6 = Round carbide grip
- ▲ Incl. fixing screws

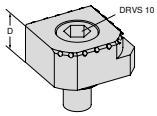



For vice width	A	A_1	D	D_1	D_2	E	M	M_1	M_2		NCG	H5G / -S / -Z	X5G-Z / -S	ESG 4	ESG 5	ESG mini	HDG 2	ZSG 4	ZSG mini	DSG 4	MSG 2	Verso	HSG
			18							80 890 35300	●	●	●	●		●		●		●		●	

The new ESG 5 retains all the cherished characteristics of its predecessor and raises the bar significantly with regard to user-friendliness and durability. Optimised handling and improved durability were top of the list in the update for the single vice.

Your benefits:

- Specially designed for second side machining through high angular accuracy
- Compact design with ideal accessibility
- Jaw change Quick and easy with two screws
- The same clamping ranges, significantly improved interference contour, comprehensive modular jaw range
- Sustainable model with nickel-plated base body ensures a long service life

Clamping/aligning:

Mounting with zero point clamping system
ESG 5 – 80 mm L-130 mm + L-190 mm
ESG 5 – 125 mm L-160 mm + L-235 mm

1 mounting bolt + MNG-indexing bolt

Mounting with zero point clamping system
ESG 5 – 125 mm + L-300 mm
ESG 5 – 160 mm + L-280 mm + L-480 mm

2 mounting bolts

Dia. 12^{JS} precision holes are present in all variants for positioning the ESG 5 with precision. All variants can be mounted with screws from above through the base body.

Clamping/aligning:

ESG 5 – 125 mm L-235 mm + L-300 mm
ESG 5 – 160 mm L-280 mm + L-480 mm

These 4 variants can also be clamped with clamping claws as an alternative.

Clamping force:

ESG 5 – 80 mm tightening torque / clamping force

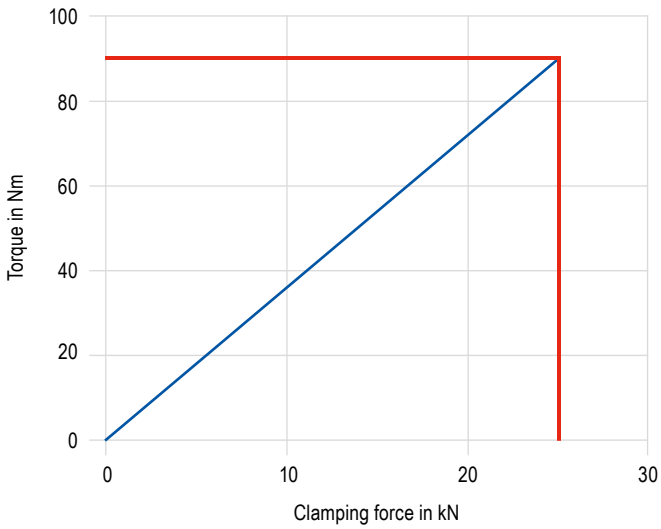

ESG 5 – 125 mm tightening torque / clamping force

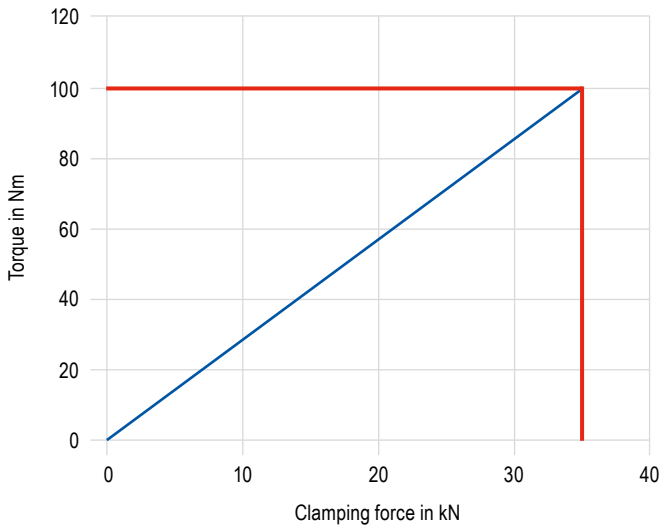

ESG 5 – 160 mm tightening torque / clamping force

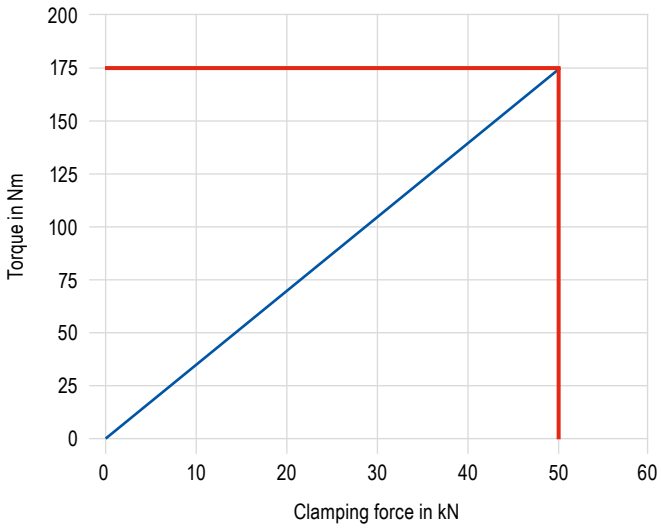

SoloClamp – ESG 5

- ▲ Single vice without system jaws
- ▲ Specially designed for second side machining through high angular accuracy
- ▲ ±0.01 mm repeatability between the clamping processes
- ▲ Suitable for PNG and MNG

ESG 5

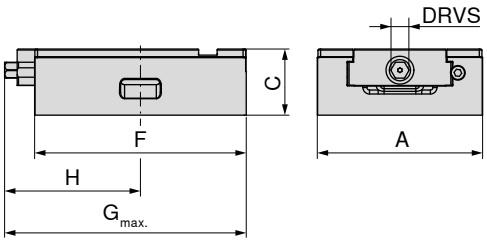

NEW

A mm	C ±0,01 mm	F mm	$G_{max.}$ mm	H mm	DRVS mm	MXC kN	WT kg	80 857 ...
80	50	130	155,0	82	12	25	2,9	**08500**
80	50	190	203,0	102	12	25	4,4	**08600**
125	50	160	169,0	103	12	35	6,0	**15000**
125	50	235	235,0	132	12	35	8,4	**15100**
125	50	300	300,0	170	12	35	10,5	**15200**
160	70	280	309,0	169	14	50	25,0	**26100**
160	70	480	512,5	267	14	50	30,0	**26200**

Suitable for zero point clamping system						LANG Quick Point	LANG Quick Point
Article no.	Type	Width in mm	Height in mm	MNG	PNG	96 x 96	52 x 52
80 857 08500	ESG 5	80	130	✓	✗	✗	✓
80 857 08600		80	190	✓	✓	✗	✓
80 857 15000		125	160	✓	✓	✓	✓
80 857 15100		125	235	✓	✓	✓	✗
80 857 15200		125	300	✓	✓	✓	✗
80 857 26100		160	280	✓	✓	✓	✗
80 857 26200		160	480	✓	✓	✗	✗

Vice guide

Underside Dimensions	64+65	Structural dimension tables for the different jaws	66
System accessories	67	MNG-/PNG zero point clamping system	154–180
General accessories	181–201		

SoloClamp – ESG 5

- ▲ Sealed single vice for Erowa ITS 148
- ▲ Without system jaws
- ▲ Specially designed for second side machining through high angular accuracy
- ▲ ±0.01 mm repeatability between the clamping processes

ESG 5

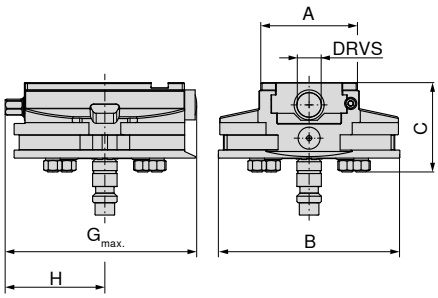

NEW

80 857 ...

A mm	B mm	C mm	$G_{max.}$ mm	H mm	DRVS mm	MXC kN	WT kg	
80	148	73	157	81	12	25	5,6	**08900**

Vice guide

Underside Dimensions	64+65	Structural dimension tables for the different jaws	66
System accessories	67	MNG-/PNG zero point clamping system	154–180
General accessories	181–201		

ESG 5 underside dimensions

Base width 80 mm and length 130 mm

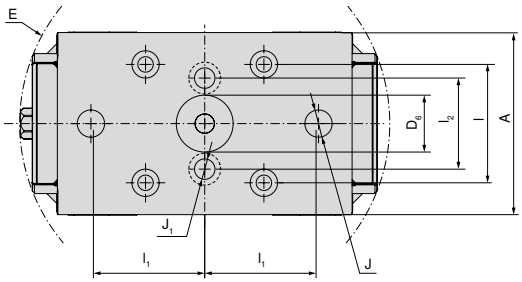

A mm	$D_{6\ JS}$ mm	E mm	$l_{\pm0,015}$ mm	$l_{1\ \pm0,015}$ mm	l_2 mm	J_{JS} mm	J_1 mm
80	25	163	52	50	40	12	9

Base width 80 mm and length 190 mm

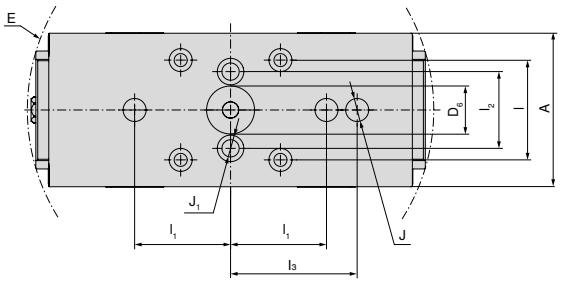

A mm	$D_{6\ JS}$ mm	E mm	$l_{\pm0,015}$ mm	$l_{1\ \pm0,015}$ mm	l_2 mm	$l_{3\ \pm0,015}$ mm	J_{JS} mm	J_1 mm
80	25	213	52	50	40	66	12	9

Base width 125 mm and length 160 mm

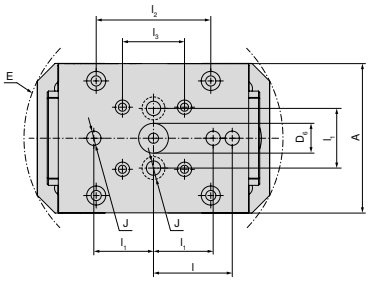

A mm	$D_{6\ JS}$ mm	E mm	$l_{\pm0,015}$ mm	$l_{1\ \pm0,015}$ mm	l_2 mm	$l_{3\ \pm0,015}$ mm	J_{JS} mm
125	25	218	66	50	96	52	12

Base width 125 mm and length 235 mm

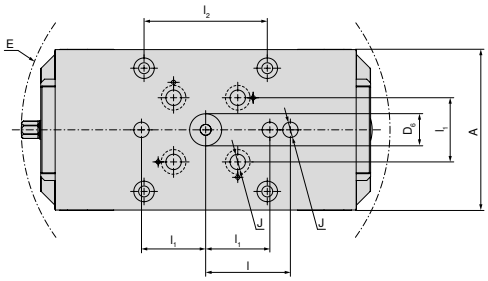

A mm	$D_{6\ JS}$ mm	E mm	$l_{\pm0,015}$ mm	$l_{1\ \pm0,015}$ mm	l_2 mm	J_{JS} mm
125	25	288	66	50	96	12

Base width 125 mm and length 300 mm

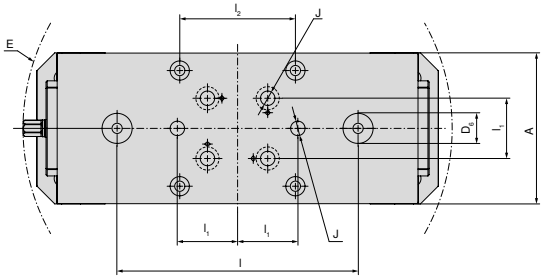

A mm	$D_{6\ JS}$ mm	E mm	$l_{\pm0,015}$ mm	$l_{1\ \pm0,015}$ mm	l_2 mm	J_{JS} mm
125	25	357	200	50	96	12

ESG 5 underside dimensions

Base width 160 mm and length 280 mm

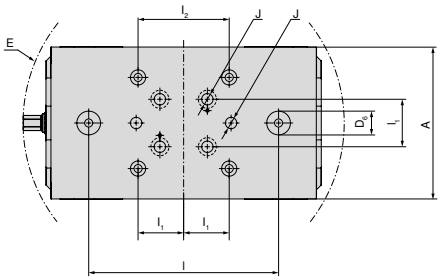

A mm	$D_{6\ JS}$ mm	E mm	$l_{\pm0,015}$ mm	$l_{1\ \pm0,015}$ mm	l_2 mm	J_{JS} mm
160	25	339	200	50	96	12

Base width 160 mm and length 480 mm

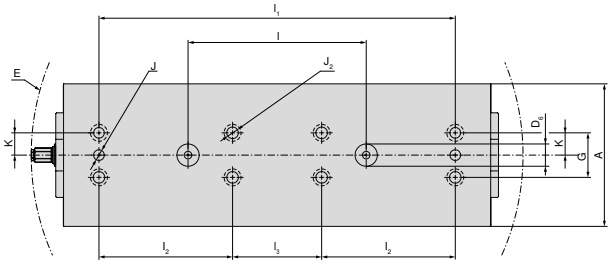

A mm	$D_{6\ JS}$ mm	E mm	$l_{\pm0,015}$ mm	$l_{1\ \pm0,015}$ mm	l_2 mm	$l_{3\ \pm0,015}$ mm	J_{JS} mm	$J_{2\ F7}$ mm	$K_{\pm0,02}$ mm	G mm
160	25	553	200	400	150	100	12	12	25	50

ESG 5 structural dimension table for the different jaws

With indexable jaw grip 3 mm, fixed and movable

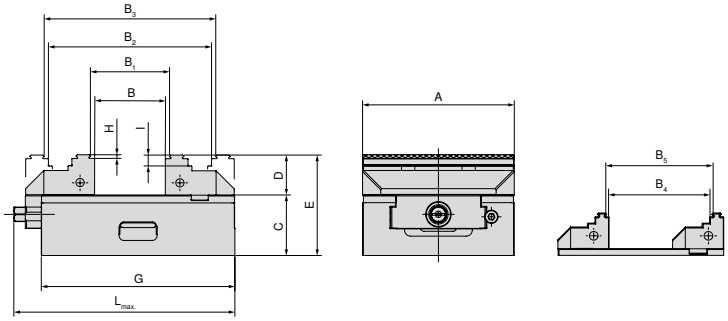

A mm	B mm	B_1 mm	B_2 mm	B_3 mm	B_4 mm	B_5 mm	C mm	D mm	E mm	G mm	H mm	I mm	$L_{max.}$ mm	Article no. System jaws
80	0-49	4-53	59-107	63-111	30-78	34-82	50	28	78	130	3	8	155	**80 901 306 + 80 878 810**
80	0-109	4-113	59-167	63-171	29-134	35-136	50	28	78	190	3	8	206	**80 901 306 + 80 878 810**
125	0-57	8-64	77-134	84-141	40-95	47-102	50	33	83	160	3	9	183	**80 857 30000 + 80 878 510**
125	0-127	8-134	77-204	84-211	40-165	47-172	50	33	83	235	3	9	250	**80 857 30000 + 80 878 510**
125	0-197	8-204	77-274	84-281	40-235	47-242	50	33	83	300	3	9	320	**80 857 30000 + 80 878 510**
160	0-121	8-128	118-238	125-245	–	–	70	50	120	280	3	10	328	**80 901 300 + 80 878 610**
160	0-324	8-331	118-441	125-448	–	–	70	50	120	480	3	10	506	**80 901 300 + 80 878 610**

With 5-axis jaws

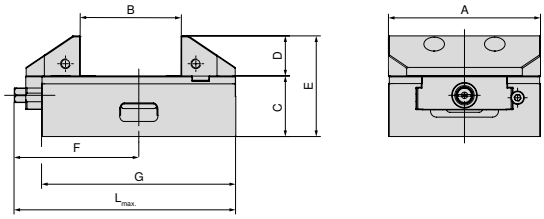

A mm	B mm	C mm	D mm	E mm	F mm	G mm	$L_{max.}$ mm	Article no. System jaws
125	25-82	50	33	83	103	160	183	**80 857 30200 + 80 857 30100**
125	25-152	50	33	83	132	235	250	**80 857 30200 + 80 857 30100**
125	25-222	50	33	83	170	300	320	**80 857 30200 + 80 857 30100**

System jaws overview

Indexable jaw, smooth, fixed

▲ Price per piece

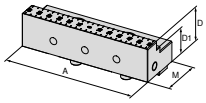

For vice width	A	A_1	D	D_1	D_2	E	M	M_1	M_2		NEW NCG	H5G / -S / -Z	X5G-Z / -S	ESG 4	ESG 5	ESG mini	HDG 2	ZSG 4	ZSG mini	DSG 4	MSG 2	Verso	HSG
80	80		28	20			40			**80 857 30400**					●								
125	125		33	25			57			**80 857 30300**					●								

Indexable jaw, smooth, movable

▲ Price per piece

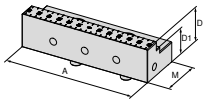

For vice width	A	A_1	D	D_1	D_2	E	M	M_1	M_2		NEW NCG	H5G / -S / -Z	X5G-Z / -S	ESG 4	ESG 5	ESG mini	HDG 2	ZSG4	ZSG mini	DSG 4	MSG 2	Verso	HSG
80	80		28	20			40			**80 878 34700**					●			●					
125	125		33	25			57			**80 878 34600**					●			●					

Indexable jaw, grip 3 mm, fixed

▲ Price per piece

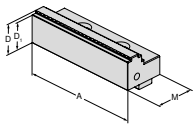

For vice width	A	A_1	D	D_1	D_2	E	M	M_1	M_2		NCG	H5G / -S / -Z	X5G-Z / -S	ESG 4	ESG 5	ESG mini	HDG 2	ZSG 4	ZSG mini	DSG 4	MSG 2	Verso	HSG
80	80		28	25			40			**80 901 306**				●	●								
125	125		33	30			57			**80 857 30000**					●								
160	160		50	47			81			**80 901 300**				●	●								

Indexable jaw, grip 3 mm, movable

▲ Price per piece

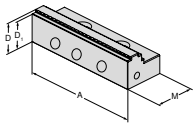

For vice width	A	A_1	D	D_1	D_2	E	M	M_1	M_2		NCG	H5G / -S / -Z	X5G-Z / -S	ESG 4	ESG 5	ESG mini	HDG 2	ZSG 4	ZSG mini	DSG 4	MSG 2	Verso	HSG
80	80		28	25			40			**80 878 810**				●	●			●		●			
125	125		33	30			57			**80 878 510**					●			●					
160	160		50	47			81			**80 878 610**				●	●			●					

System jaws overview

5-axis indexable jaw, fixed

▲ Price per piece

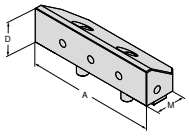

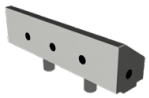

For vice width	A	A_1	D	D_1	D_2	E	M	M_1	M_2		NCG	H5G / -S / -Z	X5G-Z / -S	ESG 4	ESG 5	ESG mini	HDG 2	ZSG 4	ZSG mini	DSG 4	MSG 2	Verso	HSG
125	125		33				44,5			**80 857 30100**					●								

5-axis indexable jaw, movable

▲ Price per piece

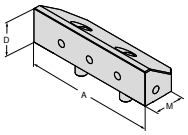

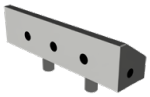

For vice width	A	A_1	D	D_1	D_2	E	M	M_1	M_2		NCG	H5G / -S / -Z	X5G-Z / -S	ESG 4	ESG 5	ESG mini	HDG 2	ZSG 4	ZSG mini	DSG 4	MSG 2	Verso	HSG
125	125		33				44,5			**80 857 30200**					●								



Small, light and flexible clamping system

Small part single clamping system in mechanical version with complete encapsulation and modular top jaws.
Ideal for small parts, multiple clamping operations and automation on pallet storage units.

Your benefits:

- ▲ Increased machine uptime
- ▲ Compact and precise
- ▲ 100% encapsulated

Clamping/aligning:

ESG mini 40 mm

In the basic version, 2 dia. 8^{H7} positioning holes are used for positioning. These can be used to align the ESG mini 40 mm on grid plates **(Article no. 80 897 944 and 80 897 946)** and machine tables with T-slot. The ESG mini 40 mm can be mounted from above with 2 M8 fixing screws. **Alternatively:** Mount from below with 4 M6 fixing screws.

Alternatively, the ESG mini 40 mm can also be clamped laterally with clamping claws.

The ESG mini 40 mm can be placed on the MNG zero point clamping system in conjunction with an intermediate plate.

17

Clamping/aligning:

ESG mini 65 mm

In the basic version, 2 x dia. 8^{H7} precision and positioning holes and 4 x M8 threaded holes are provided for mounting from below.

Alternatively, the ESG mini 65 mm can also be clamped laterally with clamping claws.

The ESG mini 65 can be placed on the MNG zero point clamping system in conjunction with an intermediate plate.

ESG mini 100 mm

The ESG mini 100 mm can be aligned in the machine table's T-slot with the alignment sets for T-slot (12 / 14 / 16 / 18).

With clamping claws, the ESG mini 100 mm can be directly clamped on grid plates (50 mm x 50 mm) in a grid dimension of 100 mm x 100 mm or T-slot tables with 100 mm spacing.

An MNG mounting hole is integrated in the ESG mini 100 mm base body for the MNG zero point clamping system.

Clamping force:

ESG mini – 40 mm tightening torque / clamping force

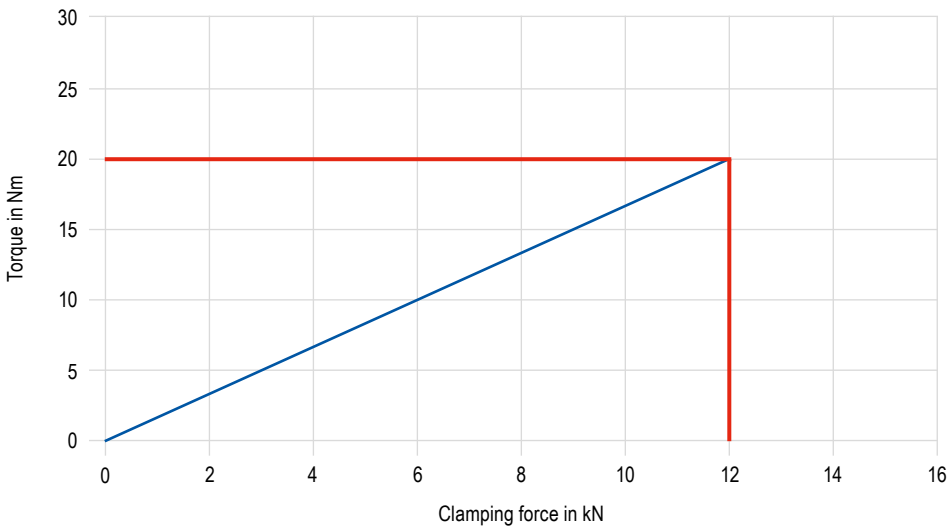

Clamping force:

ESG mini – 65 mm tightening torque / clamping force

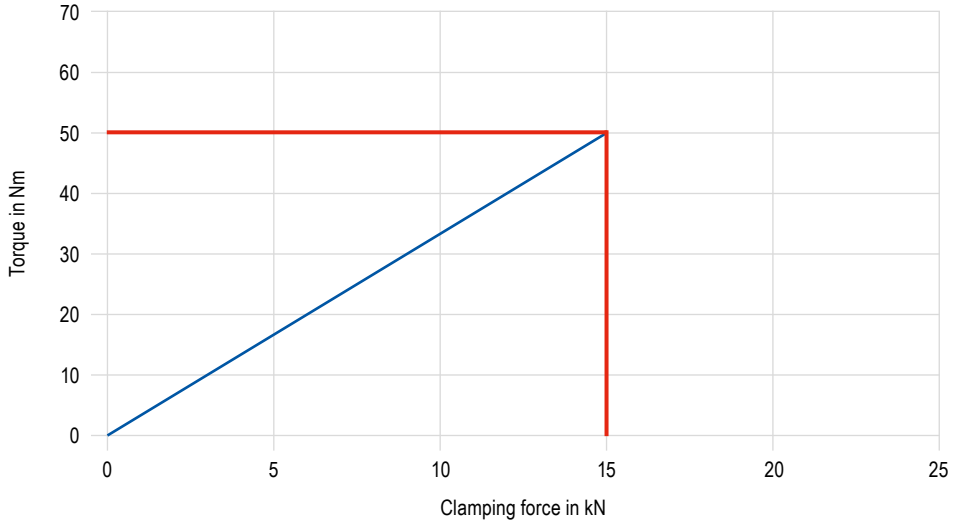

ESG mini – 100 mm tightening torque / clamping force

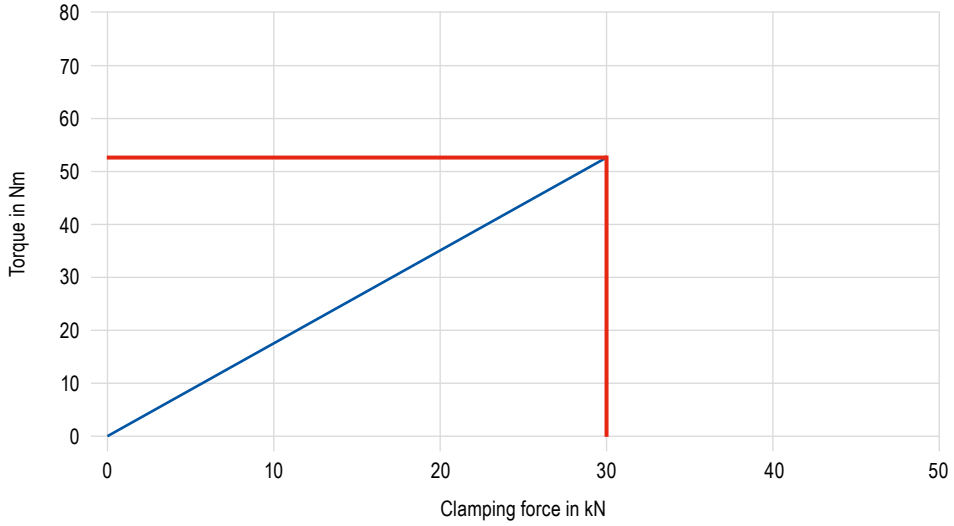

SoloClamp – ESG mini

- ▲ Sealed single small parts vice, 40 mm
- ▲ Clamping range from 0–122 mm
- ▲ Torque wrench 80 899 400 (8–50 Nm) required

ESG mini

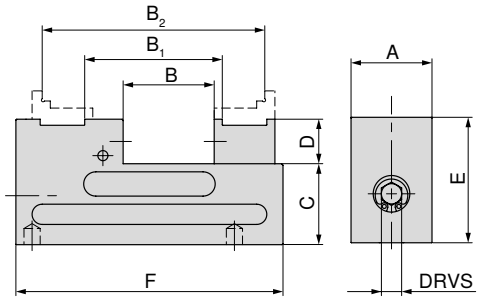

80 897 ...

A mm	B mm	B_1 mm	B_2 mm	C ±0,01 mm	D mm	E mm	F mm	TQX Nm	DRVS mm	MXC kN	WT kg	
40	0 - 58	40 - 81	83 - 122	40	22	62	132	20	8	12	1,7	**040**

SoloClamp – ESG mini

- ▲ Sealed small parts single vice, 65 mm
- ▲ Clamping plate for mounting with MNG possible

Scope of supply:
ESG mini incl. base jaws

ESG mini

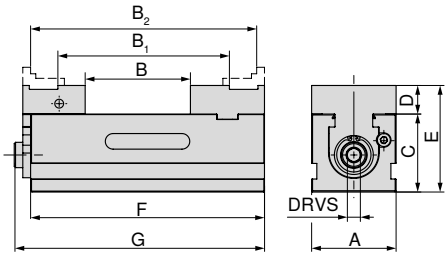

80 897 ...

A mm	B mm	B_1 mm	B_2 mm	C +0/-0,02 mm	D mm	E mm	F mm	G mm	TQX Nm	DRVS mm	MXC kN	WT kg	
65	17 - 80	68 - 131	111 - 174	60	22	82	180	193	65	10	20	5,5	**067**

Vice guide

Underside Dimensions	74	Structural dimension tables for the different jaws	75
System accessories	76–80	MNG-/PNG zero point clamping system	154–180
General accessories	181–201		

SoloClamp – ESG mini

▲ Sealed single vice, 100 mm

ESG mini

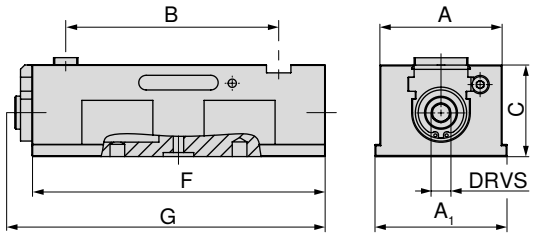

A mm	A_1 mm	B mm	C +0/-0,02 mm	F mm	G mm	TQX Nm	DRVS mm	MXC kN	WT kg	80 897 ...
100	100	91 - 189	75	240	269	70	14	40	11,3	**100**

Adapter plate

▲ for mounting 4 or 6 ESG mini 40 vices

Scope of supply:

Plate with mounting parts for ESG mini-40 small parts vice

ESG mini

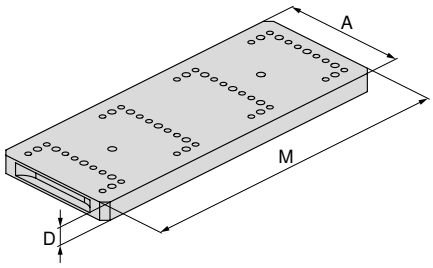

Picture shows 4 location design

for	A mm	D mm	M mm	80 897 ...
4 x ESG mini 40	140	20	360	**944** [1]
6 x ESG mini 40	140	20	560	**946** [1]

1) Not ex-stock

Vice guide

Underside Dimensions	74	Structural dimension tables for the different jaws	75
System accessories	76–80	MNG-/PNG zero point clamping system	154–180
General accessories	181–201		

ESG mini underside dimensions

Base width 40 mm

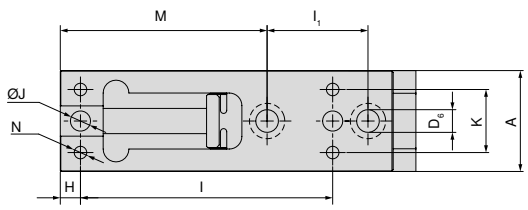

A mm	H mm	$l_{\pm0,02}$ mm	l_1 mm	J_{H7} mm	M mm	K mm	N
40	8	100	40	8	82	25	M6

Base width 65 mm

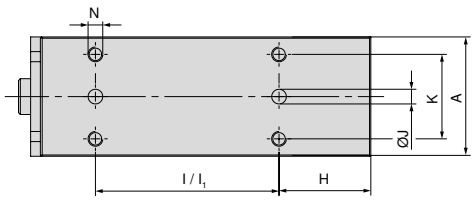

A mm	l mm	$l_{1\ \pm0,015}$ mm	K mm	J_{H7} mm	H mm	N
65	100	100	46	8	50	M8

Base width 100 mm

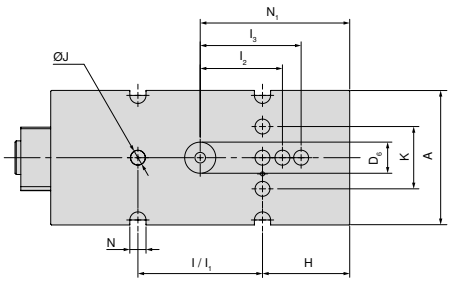

A mm	$D_{6\ H7}$ mm	$l_{1\ \pm0,015}$ mm	$l_{2\ \pm0,015}$ mm	$l_{3\ \pm0,015}$ mm	H mm	$l_{\pm0,015}$ mm	K mm	J_{H7} mm	N_1 mm	N mm
100	25	100	66	81	70	100	50	12	120	13

ESG mini 100 structural dimension table for the different jaws

with standard base jaws and smooth jaw VS

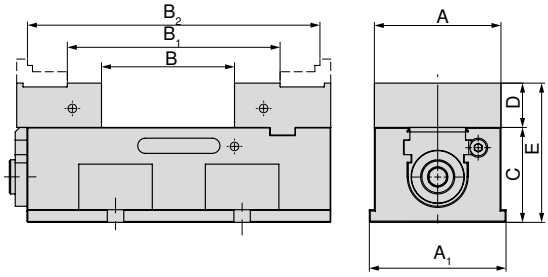

A mm	A_1 mm	B mm	B_1 mm	B_2 mm	C mm	D mm	E mm
100	108	21 - 117	84 - 180	147 - 243	75	35	110

Article no. System jaws
80 897 900 + **80 897 901**, 2 x **80 895 349**

with combi jaws from the NCG 100 system

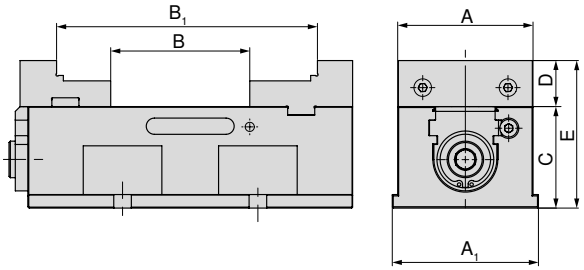

A mm	A_1 mm	B mm	B_1 mm	C mm	D mm	E mm
100	108	21 - 117	111 - 207	75	34	109

Article no. System jaws
80 890 343 + **80 890 347**

with pendulum jaws from the NCG system and adapter jaws, fixed

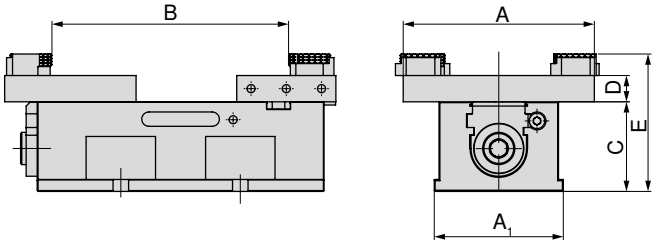

A mm	A_1 mm	B mm	C mm	D mm	E mm
160	108	24 - 212	75	22	115

Article no. System jaws
80 890 322 + **80 897 920**

with 5-axis base jaws

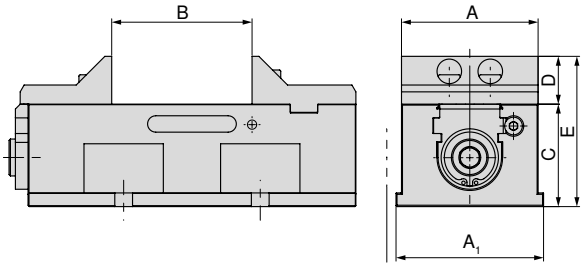

A mm	A_1 mm	B mm	C mm	D mm	E mm
100	108	21 - 117	75	35	110

Article no. System jaws
80 897 916 + **80 897 917**

System jaws overview

Standard base jaws, fixed

▲ Price per piece

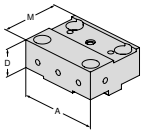

For vice width	A	A_1	D	D_1	D_2	E	M	M_1	M_2		NCG	H5G / -S / -Z	X5G-Z / -S	ESG 4	ESG 5	ESG mini	HDG 2	ZSG 4	ZSG mini	DSG 4	MSG 2	Verso	HSG
100	100		35				76			**80 897 900**						●							

Standard base jaw, movable

▲ Price per piece

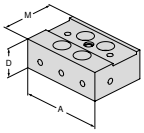

For vice width	A	A_1	D	D_1	D_2	E	M	M_1	M_2		NCG	H5G / -S / -Z	X5G-Z / -S	ESG 4	ESG 5	ESG mini	HDG 2	ZSG 4	ZSG mini	DSG 4	MSG 2	Verso	HSG
100	100		35				67			**80 897 901**						●							

Combi reversible jaw, fixed

▲ For the extension of the clamping range
▲ Jaws hardened
▲ includes fixing bolts
▲ price per piece

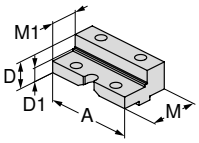

For vice width	A	A_1	D	D_1	D_2	E	M	M_1	M_2		NCG	H5G / -S / -Z	X5G-Z / -S	ESG 4	ESG 5	ESG mini	HDG 2	ZSG 4	ZSG mini	DSG 4	MSG 2	Verso	HSG
100	100		34	23			76	50		**80 890 343**	●					●							

Combi reversible jaw, movable

▲ For the extension of the clamping range
▲ Jaws hardened
▲ includes fixing bolts
▲ price per piece

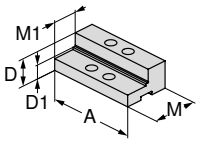

For vice width	A	A_1	D	D_1	D_2	E	M	M_1	M_2		NCG	H5G / -S / -Z	X5G-Z / -S	ESG 4	ESG 5	ESG mini	HDG 2	ZSG 4	ZSG mini	DSG 4	MSG 2	Verso	HSG
100	100		34	23			67	40		**80 890 347**	●					●							

Soft jaw, horizontal

▲ Material: 16MnCr5
▲ for producing shaped jaws
▲ Price per piece

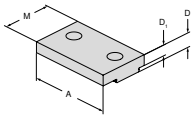



For vice width	A	A_1	D	D_1	D_2	E	M	M_1	M_2		NCG	H5G / -S / -Z	X5G-Z / -S	ESG 4	ESG 5	ESG mini	HDG 2	ZSG 4	ZSG mini	DSG 4	MSG 2	Verso	HSG
65	65		11,5	8,6			40			**80 895 338**						●			●				
100	100		13,5	10,6			50			**80 895 348**						●			●				

System jaws overview

5 axis base jaws, fixed

▲ Price per piece

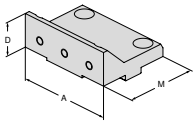

For vice width	A	A_1	D	D_1	D_2	E	M	M_1	M_2		NCG	H5G / -S / -Z	X5G-Z / -S	ESG 4	ESG 5	ESG mini	HDG 2	ZSG 4	ZSG mini	DSG 4	MSG 2	Verso	HSG
100	100		35				76			**80 897 916**						●							

5 axis base jaws, movable

▲ Price per piece

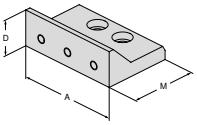

For vice width	A	A_1	D	D_1	D_2	E	M	M_1	M_2		NCG	H5G / -S / -Z	X5G-Z / -S	ESG 4	ESG 5	ESG mini	HDG 2	ZSG 4	ZSG mini	DSG 4	MSG 2	Verso	HSG
100	100		35				67			**80 897 917**						●							

Jaw, smooth VS, carbide coated

▲ increased clamping range for finishing and 2 sided
▲ Price per piece

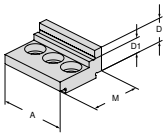



For vice width	A	A_1	D	D_1	D_2	E	M	M_1	M_2		NCG	H5G / -S / -Z	X5G-Z / -S	ESG 4	ESG 5	ESG mini	HDG 2	ZSG 4	ZSG mini	DSG 4	MSG 2	Verso	HSG
40	40		14	9			30			**80 895 341**						●							

Jaw, smooth VS, carbide coated

▲ Increased clamping range for finish machining and 2nd operation
▲ Price per piece

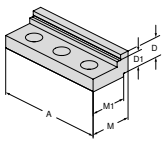

For vice width	A	A_1	D	D_1	D_2	E	M	M_1	M_2		NCG	H5G / -S / -Z	X5G-Z / -S	ESG 4	ESG 5	ESG mini	HDG 2	ZSG 4	ZSG mini	DSG 4	MSG 2	Verso	HSG
65	65		16,7	11,7			32	27		**80 895 347**						●							
100	100		19	14			40	35		**80 895 349**						●							

System jaws overview

Jaw, grip, VS

▲ increased clamping range for clamping of unmachined parts
▲ Price per piece

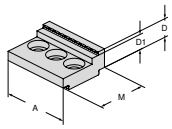



For vice width	A	A_1	D	D_1	D_2	E	M	M_1	M_2		NCG	H5G / -S / -Z	X5G-Z / -S	ESG 4	ESG 5	ESG mini	HDG 2	ZSG 4	ZSG mini	DSG 4	MSG 2	Verso	HSG
40	40		14	9			30			**80 895 334**						●							

Jaw, grip, VS

▲ Increased clamping range for clamping of blanks
▲ Price per piece

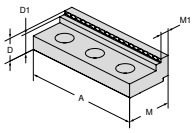

For vice width	A	A_1	D	D_1	D_2	E	M	M_1	M_2		NCG	H5G / -S / -Z	X5G-Z / -S	ESG 4	ESG 5	ESG mini	HDG 2	ZSG 4	ZSG mini	DSG 4	MSG 2	Verso	HSG
65	65		11,5	8,5			27	8,5		**80 895 336**						●							
100	100		20	17			40	8,5		**80 895 346**						●							

Grip stepped jaw, reversible

▲ for vertical and horizontal application
▲ Price per piece

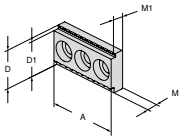

For vice width	A	A_1	D	D_1	D_2	E	M	M_1	M_2		NCG	H5G / -S / -Z	X5G-Z / -S	ESG 4	ESG 5	ESG mini	HDG 2	ZSG 4	ZSG mini	DSG 4	MSG 2	Verso	HSG
40	40		22	20			8	5,5		**80 895 320**						●							

Stepped jaw, smooth

▲ can be used as smooth jaw or stepped jaw horizontally or vertically
▲ Hardened and ground jaws
▲ Price per piece

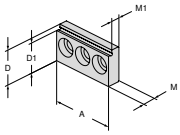

For vice width	A	A_1	D	D_1	D_2	E	M	M_1	M_2		NCG	H5G / -S / -Z	X5G-Z / -S	ESG 4	ESG 5	ESG mini	HDG 2	ZSG 4	ZSG mini	DSG 4	MSG 2	Verso	HSG
40	40		22	19			8	5,5		**80 895 318**						●							

System jaws overview

Pendulum jaw, movable

- ▲ for holding 6-way reversible jaws
- ▲ price per piece
- ▲ incl. 6 cover screws (with A = 100 mm, 4 pieces)

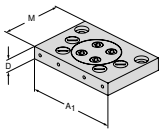

For vice width	A	A_1	D	D_1	D_2	E	M	M_1	M_2		NCG	H5G / -S / -Z	X5G-Z / -S	ESG 4	ESG 5	ESG mini	HDG 2	ZSG 4	ZSG mini	DSG 4	MSG 2	Verso	HSG
100	100	160	22				110			80 890 322	●					●							

Adapter jaws, fixed

- ▲ for holding 6-way reversible jaws
- ▲ price per piece
- ▲ incl. 6 cover screws (with A = 100 mm, 4 pieces)

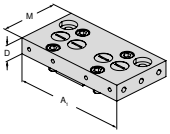

For vice width	A	A_1	D	D_1	D_2	E	M	M_1	M_2		NCG	H5G / -S / -Z	X5G-Z / -S	ESG 4	ESG 5	ESG mini	HDG 2	ZSG 4	ZSG mini	DSG 4	MSG 2	Verso	HSG
	100	160	22				83			80 897 920						●							

6 function indexable jaw

- ▲ 1 = Smooth, carbide coated
- ▲ 2 = Grip with 3 mm step
- ▲ 3 = Grip with 8 mm step
- ▲ 4 = Grip with 18 mm step
- ▲ 5 = Rough grip with 8 mm step
- ▲ 6 = Round grip
- ▲ M_{max} = 60 Nm
- ▲ Including fixation screws

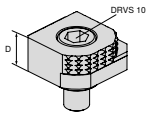



For vice width	A	A_1	D	D_1	D_2	E	M	M_1	M_2		NCG	H5G / -S / -Z	X5G-Z / -S	ESG 4	ESG 5	ESG mini	HDG 2	ZSG 4	ZSG mini	DSG 4	MSG 2	Verso	HSG
			18							80 892 246	●	●	●	●		●		●		●		●	

6x indexable jaw, carbide grip

- ▲ 1 = Smooth
- ▲ 2 = Carbide grip
- ▲ 3 = Carbide grip with 3 mm step
- ▲ 4 = Carbide grip with 8 mm step
- ▲ 5 = Round carbide grip with 8 mm step
- ▲ 6 = Round carbide grip
- ▲ Incl. fixing screws

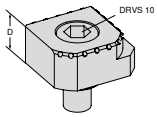



For vice width	A	A_1	D	D_1	D_2	E	M	M_1	M_2		NCG	H5G / -S / -Z	X5G-Z / -S	ESG 4	ESG 5	ESG mini	HDG 2	ZSG 4	ZSG mini	DSG 4	MSG 2	Verso	HSG
			18							80 890 35300	●	●	●	●		●		●		●		●	

System accessories overview

Cover for combi reversible jaws, fixed

▲ Price per piece

Scope of supply:
including 2 fixing screws

ESG mini

for width mm	80 897 ...
100	911

Clamping claws set

▲ Spacing for 50 mm or 100 mm and 100 mm T-slot distance
▲ Price per set of 2 pieces

Scope of supply:
including 2 screws M12

ESG mini

for width mm	G	80 897 ...
100	M12	121

MNG-Intermediate plate for ESG mini

Scope of supply:
Plate including mounting accessories

ESG mini

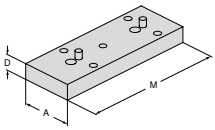

for width mm	A mm	D mm	M mm	80 897 ...
40	65	17	132	904
65	65	20	180	906

Clamping screw for top jaws

▲ Price per piece

ZSG mini **ESG mini**

G	80 895 ...
M6x8	013

Fixing set for mounting through the body

▲ price per set

Scope of supply:
▲ 2 screws M8
▲ 2 straight pins Ø 8 mm

G	J mm	80 897 ...
M8	8	019



Tried-and-tested high pressure clamping system

Mechanical machine vice with continuous force adjustment from 10% to 100% of the clamping force with just one crank turn and always the same final crank position. Quick clamping range adjustment via locking pins.

Your benefits:

- Save time and effort – just one crank turn
- Clamping time of less than one second
- Easy handling
- Can be continuously adjusted without tools
- High machining precision

Clamping/aligning:

Alignment through precision slot nuts on the slot table with 20^{H7} longitudinal/transverse slot in the base body

Clamp with screws through the base body or laterally with clamping claws

SoloClamp – HDG 2

- ▲ high pressure vice
- ▲ stepless power adjustment
- ▲ mechanical power transmission
- ▲ clamping force with only a single turn of the handle
- ▲ flexible Jaws, pre-machined to accommodate jaws for clamping range extension

Scope of supply:

High pressure vice incl. 4 clamping jaws, hand crank, 2 top jaws profiled and hardened

HDG 2

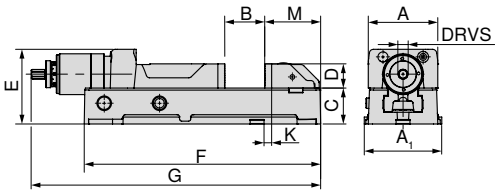

A mm	A_1 mm	B mm	C +0/-0,02 mm	D mm	E mm	F mm	$G_{max.}$ mm	K ±0,015 mm	M mm	DRVS mm	MXC kN	WT kg	80 892 ...
100	112	0 - 159	52	35	108	342	521	11	81	12	4 - 30	20	**100**
125	140	0 - 201	62	40	118	400	584	28	85	12	4 - 40	27	**125**
160	176	0 - 300	78	50	149	544	784	40	112	12	5 - 60	55	**160**

Vice guide

Underside Dimensions	84	System accessories	82–84
General accessories	181–201		

System jaws overview

Jaws for clamping range extension

▲ Price per set (1 fixed and 1 movable jaw)

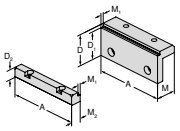



For vice width	A	A_1	D	D_1	D_2	E	M	M_1	M_2
	100		56	50	22		37	5	19
	125		56	50	22		37	5	19
	160		71	65	23		47	5	23,5

	NCG	H5G / -S / -Z	X5G-Z / -S	ESG 4	ESG 5	ESG mini	HDG 2	ZSG 4	ZSG mini	DSG 4	MSG 2	Verso	HSG
80 892 225							●						
80 892 226							●						
80 892 227							●						

Illustration with extended clamping range

A	B	D	Vice Article Number	Jaw Article Number
100	118 - 278	56	**80 892 100**	**80 892 225**
125	137 - 338	56	**80 892 125**	**80 892 226**
160	169 - 470	71	**80 892 160**	**80 892 227**

SoloClamp – HDG 2

▲ Base body extension

HDG 2

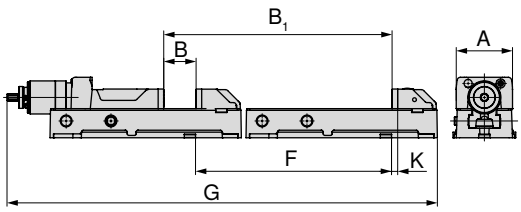

A mm	B mm	B_1 mm	F mm	G mm	K mm	80 892 ...
100	0-159	350-509	450	871,3	11	**51000**
125	0-201	410-611	410	994,1	28	**51100**
160	0-300	550-850	550	1334,15	40	**51200**

Shown with base body extension

A	B	D	Vice Article Number	Extension article number
100	350 - 509	35	**80 892 100**	**80 892 51000**
125	410 - 611	40	**80 892 125**	**80 892 51100**
160	550 - 850	50	**80 892 160**	**80 892 51200**

HDG 2 underside dimensions

Base width
100 mm, 125 mm, 160 mm

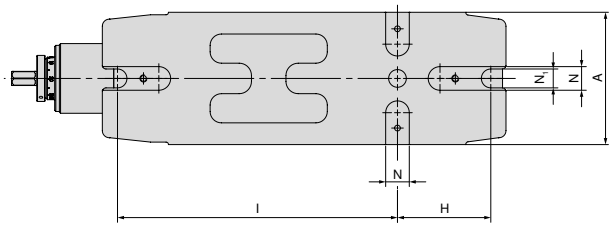

A mm	H mm	I mm	N_{H7} mm	N_1 mm
100	80	240	20	15
125	100	280	20	18
160	130	380	20	22

System accessories overview

Angular drive

HDG 2

for width mm	80 892 ...
100/125	**314**
160	**315**

Hand crank

▲ for fast adjustment

HDG 2

for width mm	DRVS mm	80 892 ...
100/125	12	**124**
160	12	**164**



The optimised ZSG 4 – Maximum precision and process security

The new ZSG 4 retains all the cherished characteristics of its predecessor and raises the bar significantly with regard to user-friendliness and durability. Optimised handling and improved durability were top of the list in the update for the popular centric vice.

Your benefits:

- Specially designed for second side machining through high angular accuracy
- Compact design with ideal accessibility
- Jaw change Quick and easy with two screws
- The same clamping ranges, significantly improved interference contour, comprehensive modular jaw range
- Sustainable model with nickel-plated base body ensures a long service life

Clamping/aligning:

Mounting with zero point clamping system
ZSG 4 – 80 mm L-130 mm + L-190 mm
ZSG 4 – 125 mm L-160 mm + L-235 mm

1 mounting bolt + MNG-indexing bolt

Mounting with zero point clamping system
ZSG 4 – 125 mm + L-300 mm
ZSG 4 – 160 mm + L-280 mm + L-480 mm

2 mounting bolts

Dia. 12^{JS} precision holes are present in all variants for positioning the ZSG 4 with precision. All variants can be mounted with screws from above through the base body.

Clamping/aligning:

ZSG 4 – 125 mm L-235 mm + L-300 mm
ZSG 4 – 160 mm L-280 mm + L-480 mm

These 4 variants can also be clamped with clamping claws as an alternative.

ZSG 4 – 80 mm L-130 mm + L-190 mm
ZSG 4 – 125 mm L-160 mm + L-235 mm + L-300 mm
ZSG 4 – 160 mm L-280 mm

All 5 variants are also available with mounting holes for the LANG zero point clamping system.

Clamping force:

ZSG 4 – 80 mm tightening torque/clamping force

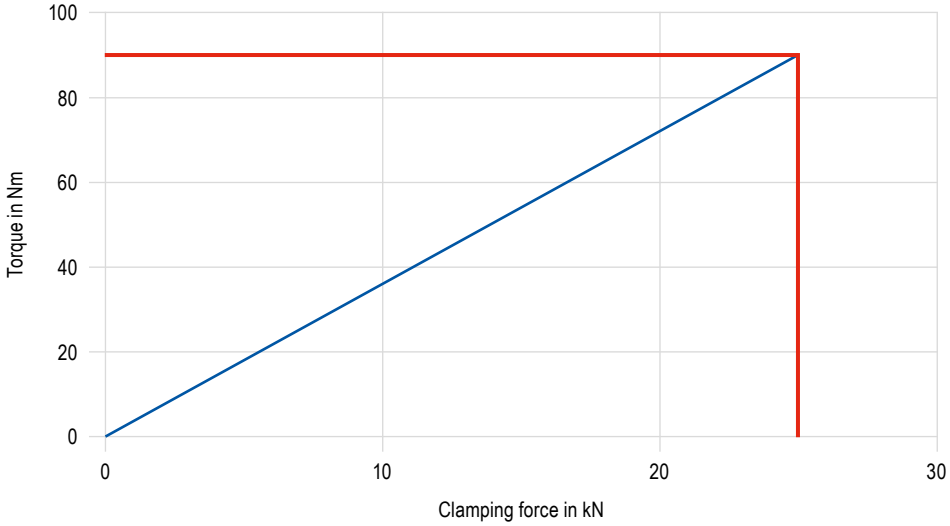

Clamping force:

ZSG 4 – 125 mm tightening torque / clamping force

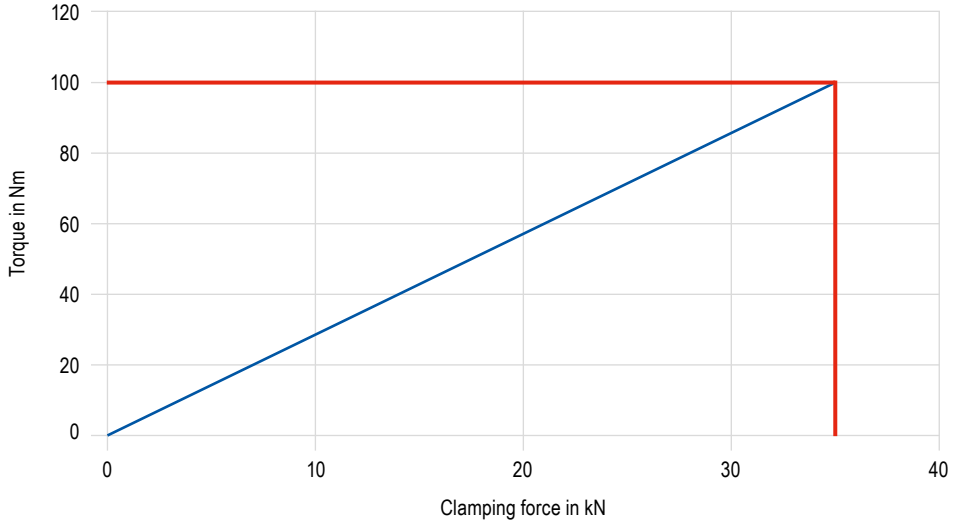

ZSG 4 – 160 mm tightening torque / clamping force

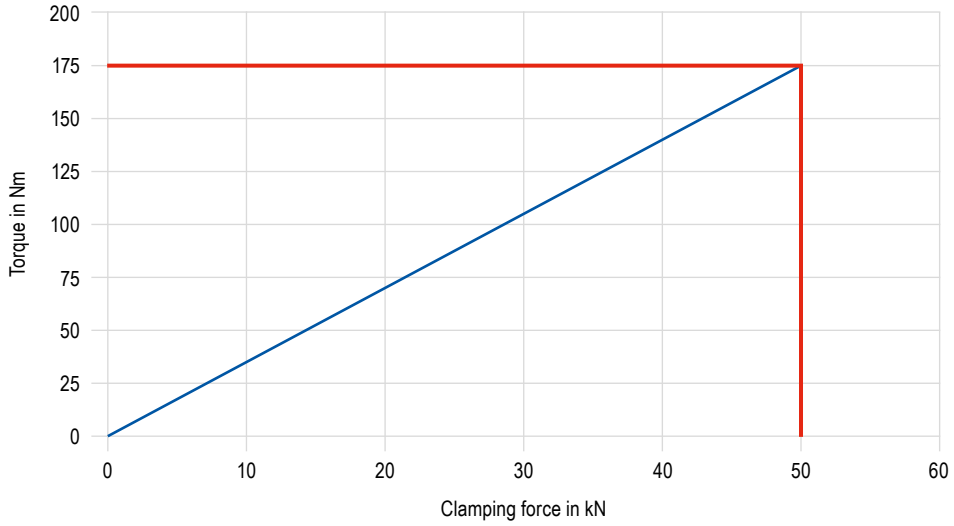

CentriClamp – ZSG 4

- ▲ Sealed centric vice
- ▲ Without system jaws
- ▲ Ball bearing mounted spindle
- ▲ ±0.01 mm repeatability between the clamping processes
- ▲ Suitable for PNG and MNG

ZSG 4

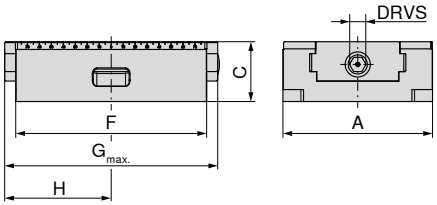

NEW

A mm	C ±0,01 mm	F mm	$G_{max.}$ mm	H mm	DRVS mm	MXC kN	WT kg	80 878 ...
80	50	130	157	81	12	25	3,1	**08500**
80	50	190	206	104	12	25	4,5	**08600**
125	50	160	200	111,5	12	35	6,3	**15000**
125	50	235	272	143,5	12	35	9,5	**15100**
125	50	300	340	181	12	35	12,5	**15200**
160	70	280	315	172	14	50	25,0	**26100**
160	70	480	524	276	14	50	35,0	**26200**

Suitable for zero point clamping system						LANG Quick Point	LANG Quick Point
Article no.	Type	Width in mm	Length in mm	MNG	PNG	96 x 96	52 x 52
80 878 08500	ZSG 4	80	130	✓	✗	✗	✓
80 878 08600		80	190	✓	✓	✗	✓
80 878 15000		125	160	✓	✓	✓	✓
80 878 15100		125	235	✓	✓	✓	✗
80 878 15200		125	300	✓	✓	✓	✗
80 878 26100		160	280	✓	✓	✓	✗
80 878 26200		160	480	✓	✓	✗	✗

Vice guide

Underside Dimensions	91+92	Structural dimension tables for the different jaws	93–96
System accessories	98–103	MNG-/PNG zero point clamping system	154–180
General accessories	181–201		

CentriClamp – ZSG 4

- ▲ Sealed centric vice
- ▲ With grip jaws, 3 mm
- ▲ Ball bearing mounted spindle
- ▲ ±0.01 mm repeatability between the clamping processes
- ▲ Suitable for PNG and MNG

ZSG 4

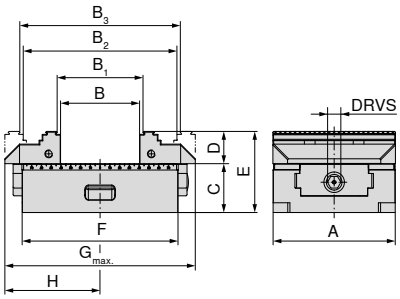

NEW

80 878 ...

A mm	B mm	B_1 mm	B_2 mm	B_3 mm	C ±0,01 mm	D mm	E mm	F mm	$G_{max.}$ mm	H mm	DRVS mm	MXC kN	WT kg	
80	0 - 59	4 - 63	59 - 117	63 - 121	50	28	78	130	157	81	12	25	3,9	**08700**
80	0 - 123	4 - 127	59 - 181	63 - 185	50	28	78	190	206	104	12	25	5,5	**08800**
125	0 - 80	8 - 87	77 - 156	84 - 163	50	33	83	160	208	111,5	12	35	8,7	**15300**
125	0 - 155	8 - 162	77 - 218	84 - 225	50	33	83	235	272	143,5	12	35	12,0	**15400**
125	0 - 220	8 - 227	77 - 296	84 - 303	50	33	83	300	348	181	12	35	14,0	**15500**

It is not possible to fit top jaws with a height of 40 mm, if this height is required, please use the reversible jaws with D = 40 mm (Article No. **80 878 520**).

Suitable for zero point clamping system						LANG Quick Point	LANG Quick Point
Article no.	Type	Width in mm	Length in mm	MNG	PNG	96 x 96	52 x 52
80 878 08700	ZSG 4	80	130	✓	✗	✗	✓
80 878 08800		80	190	✓	✓	✗	✓
80 878 15300		125	160	✓	✓	✓	✓
80 878 15400		125	235	✓	✓	✓	✗
80 878 15500		125	300	✓	✓	✓	✗

Vice guide

Underside Dimensions	91+92	Structural dimension tables for the different jaws	93–96
System accessories	98–103	MNG-/PNG zero point clamping system	154–180
General accessories	181–201		

17

CentriClamp – ZSG 4

- ▲ Sealed centric vice for Erowa ITS 148
- ▲ Without system jaws
- ▲ Ball bearing mounted spindle
- ▲ ±0.01 mm repeatability between the clamping processes

ZSG 4

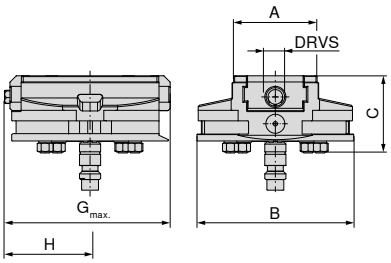

NEW

80 878 ...

A mm	B mm	C mm	$G_{max.}$ mm	H mm	DRVS mm	MXC kN	WT kg	
80	148	73	157	81	12	25	5,6	**08900**

Vice guide

Underside Dimensions	91+92	Structural dimension tables for the different jaws	93–96
System accessories	98–103	MNG-/PNG zero point clamping system	154–180
General accessories	181–201		

ZSG 4 underside dimensions

Base width 80 mm and length 130 mm

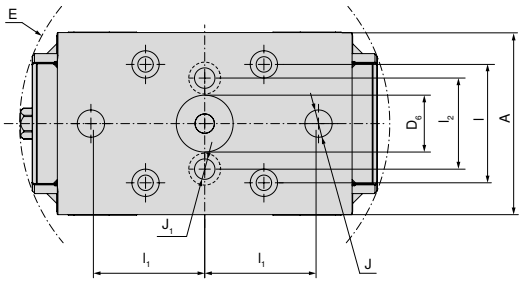

A mm	$D_{6\ JS}$ mm	E mm	$l_{\pm0,015}$ mm	$l_{1\ \pm0,015}$ mm	l_2 mm	J_{JS} mm	J_1 mm
80	25	163	52	50	40	12	9

Base width 80 mm and length 190 mm

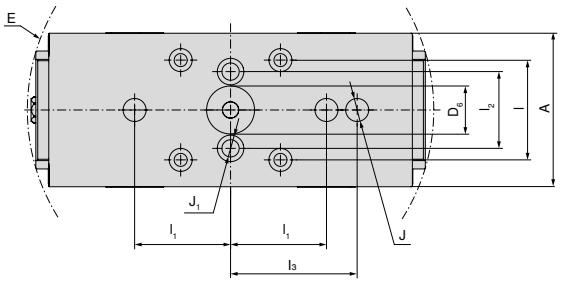

A mm	$D_{6\ JS}$ mm	E mm	$l_{\pm0,015}$ mm	$l_{1\ \pm0,015}$ mm	l_2 mm	$l_{3\ \pm0,015}$ mm	J_{JS} mm	J_1 mm
80	25	213	52	50	40	66	12	9

Base width 125 mm and length 160 mm

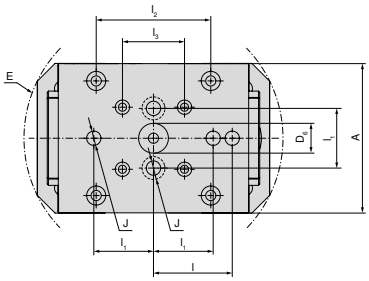

A mm	$D_{6\ JS}$ mm	E mm	$l_{\pm0,015}$ mm	$l_{1\ \pm0,015}$ mm	l_2 mm	$l_{3\ \pm0,015}$ mm	J_{JS} mm
125	25	218	66	50	96	52	12

Base width 125 mm and length 235 mm

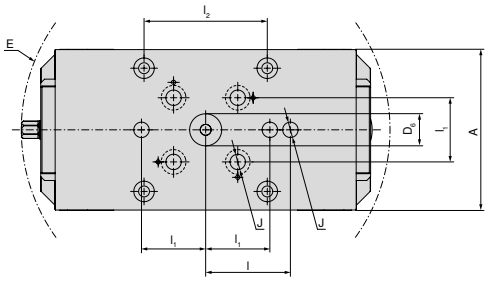

A mm	$D_{6\ JS}$ mm	E mm	$l_{\pm0,015}$ mm	$l_{1\ \pm0,015}$ mm	l_2 mm	J_{JS} mm
125	25	288	66	50	96	12

Base width 125 mm and length 300 mm

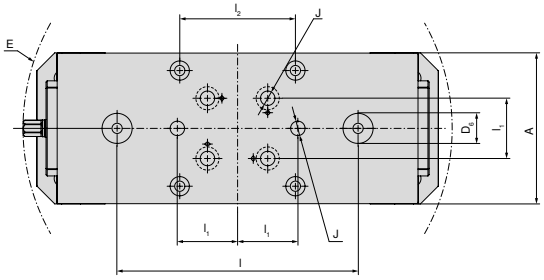

A mm	$D_{6\ JS}$ mm	E mm	$l_{\pm0,015}$ mm	$l_{1\ \pm0,015}$ mm	l_2 mm	J_{JS} mm
125	25	357	200	50	96	12

ZSG 4 underside dimensions

Base width 160 mm and length 280 mm

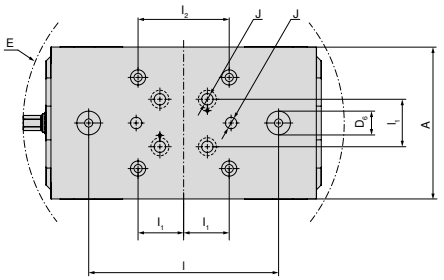

A mm	$D_{6\ JS}$ mm	E mm	$l_{\pm0,015}$ mm	$l_{1\ \pm0,015}$ mm	l_2 mm	J_{JS} mm
160	25	339	200	50	96	12

Base width 160 mm and length 480 mm

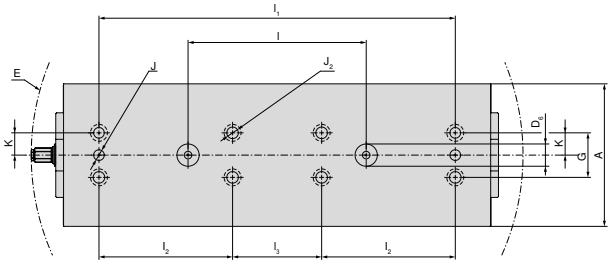

A mm	$D_{6\ JS}$ mm	E mm	$l_{\pm0,015}$ mm	$l_{1\ \pm0,015}$ mm	l_2 mm	$l_{3\ \pm0,015}$ mm	J_{JS} mm	$J_{2\ F7}$ mm	$K_{\pm0,02}$ mm	G mm
160	25	553	200	400	150	100	12	12	25	50

ZSG 4 structural dimension table for the different jaws

With combi jaws

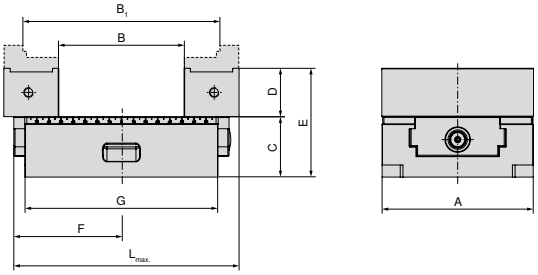

A mm	B mm	B_1 mm	C mm	D mm	E mm	F mm	G mm	$L_{max.}$ mm	Article no. System jaws
125	23 - 103	82 - 161	50	40	90	111,5	160	208	2 x **80 878 530**
125	23 - 165	82 - 223	50	40	90	143,5	235	272	2 x **80 878 530**
125	23 - 241	82 - 300	50	40	90	181	300	348	2 x **80 878 530**

With pendulum and adapter plate

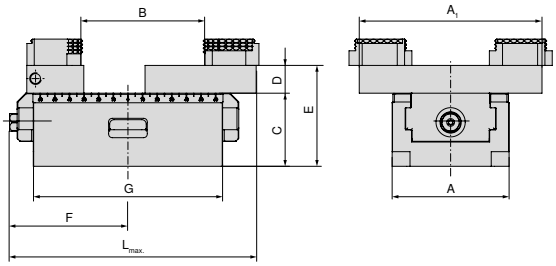

A mm	A_1 mm	B mm	C mm	D mm	E mm	F mm	G mm	$L_{max.}$ mm	Article no. System jaws
80	125	3 - 84	50	28	78	81	130	157	**80 878 890 + 80 878 870**
80	125	3 - 145	50	28	78	104	190	206	**80 878 890 + 80 878 870**
125	180	7 - 126	50	22	90	111,5	160	212	**80 878 590 + 80 878 570**
125	180	7 - 207	50	22	90	143,5	235	272	**80 878 590 + 80 878 570**
125	180	7 - 250	50	22	90	181	300	352	**80 878 590 + 80 878 570**
160	256	16 - 292	70	22	110	170	280	315	**80 878 690 + 80 878 670**
160	256	16 - 406	70	22	110	276	480	524	**80 878 690 + 80 878 670**

With aluminium jaws

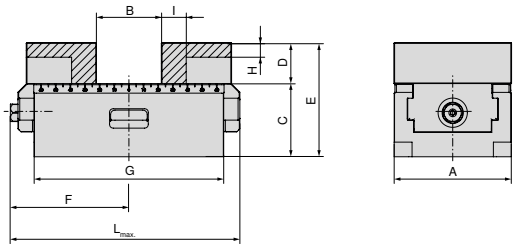

A mm	B mm	C mm	D mm	E mm	F mm	G mm	H mm	I mm	$L_{max.}$ mm	Article no. System jaws
80	0 - 44	50	28	78	81	130	10	17	157	2 x **80 878 850**
80	0 - 108	50	28	78	104	190	10	17	206	2 x **80 878 850**
125	0 - 58	50	40	90	111,5	160	17	27	208	2 x **80 878 550**
125	0 - 133	50	40	90	143,5	235	17	27	272	2 x **80 878 550**
125	0 - 198	50	40	90	181	300	17	27	348	2 x **80 878 550**
160	0 - 123	70	50	120	170	280	26	25	315	2 x **80 878 305**
160	10 - 336	70	50	120	276	480	26	25	524	2 x **80 878 305**

ZSG 4 structural dimension table for the different jaws

With 5-axis jaws

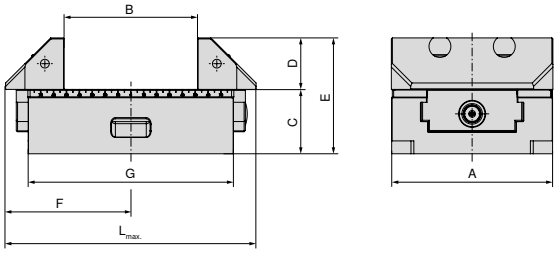

A mm	B mm	C mm	D mm	E mm	F mm	G mm	$L_{max.}$ mm	Article no. System jaws
125	22 - 102	50	40	90	115,5	160	208	2 x **80 878 625**
125	22 - 165	50	40	90	143,5	235	272	2 x **80 878 625**
125	22 - 242	50	40	90	181	300	348	2 x **80 878 625**
160	15 - 140	70	50	120	170	280	315	2 x **80 878 660**
160	28 - 354	70	50	120	276	480	524	2 x **80 878 660**

With 5 axis jaws, grip 3 mm, width 65 mm

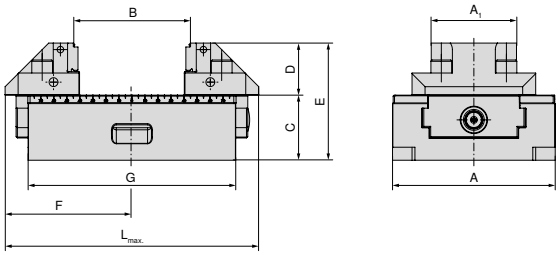

A mm	A_1 mm	B mm	C mm	D mm	E mm	F mm	G mm	$L_{max.}$ mm	Article no. System jaws
125	65	8 - 87	50	40	90	115,5	160	208	2 x **80 878 665**
125	65	8 - 162	50	40	90	143,5	235	272	2 x **80 878 665**
125	65	8 - 227	50	40	90	181	300	348	2 x **80 878 665**

With indexable jaws, grip 3 mm, height 65 mm

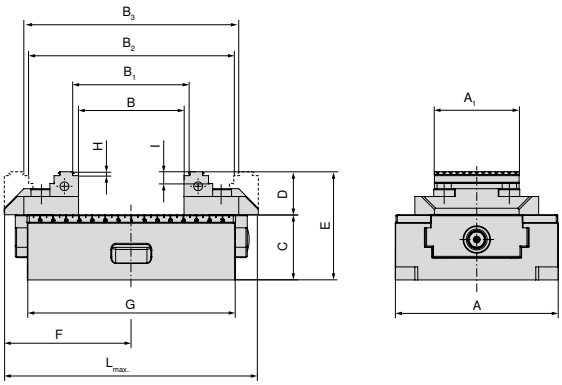

A mm	A_1 mm	B mm	B_1 mm	B_2 mm	B_3 mm	C mm	D mm	E mm	F mm	G mm	H mm	I mm	$L_{max.}$ mm	Article no. System jaws
125	65	0 - 80	8 - 87	77 - 156	84 - 163	50	33	83	111,5	160	3	9	208	2 x **80 878 51900**
125	65	0 - 142	8 - 149	77 - 218	84 - 225	50	33	83	143,5	235	3	9	272	2 x **80 878 51900**
125	65	0 - 220	8 - 227	77 - 296	84 - 303	50	33	83	181	300	3	9	348	2 x **80 878 51900**

ZSG 4 structural dimension table for the different jaws

With indexable jaws, grip 3 mm

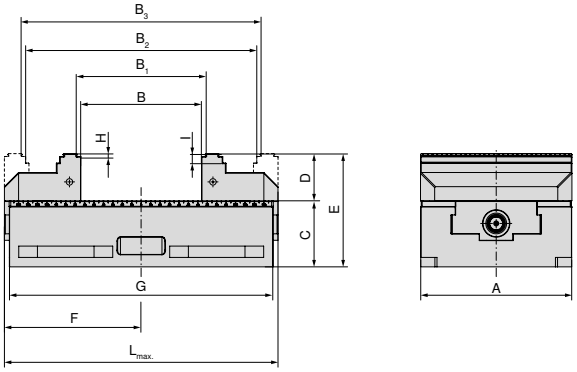

A mm	B mm	B_1 mm	B_2 mm	B_3 mm	C mm	D mm	E mm	F mm	G mm	H mm	I mm	$L_{max.}$ mm	Article no. System jaws
160	0 - 127	8 - 134	118 - 244	125 - 251	70	50	120	170	280	3	10	315	2 x **80 878 610**
160	15 - 341	22 - 348	132 - 458	139 - 465	70	50	120	276	480	3	10	524	2 x **80 878 610**

With indexable jaws, grip, height 40 mm

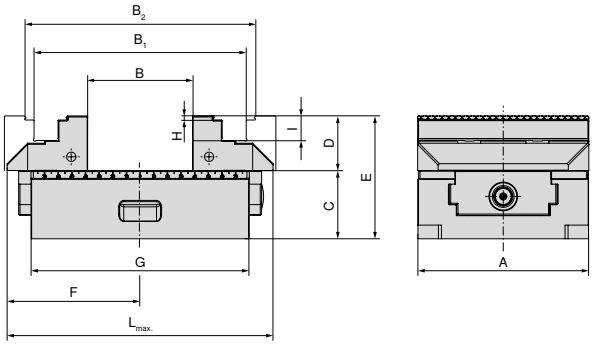

A mm	B mm	B_1 mm	B_2 mm	C mm	D mm	E mm	F mm	G mm	H mm	I mm	$L_{max.}$ mm	Article no. System jaws
125	0 - 75	75 - 154	88 - 166	50	40	90	111,5	160	3	9	208	2 x **80 878 520**
125	0 - 138	75 - 217	88 - 229	50	40	90	143,5	235	3	9	272	2 x **80 878 520**
125	0 - 215	75 - 294	88 - 306	50	40	90	181	300	3	9	348	2 x **80 878 520**

With 6 face jaw system for 125 mm jaw width

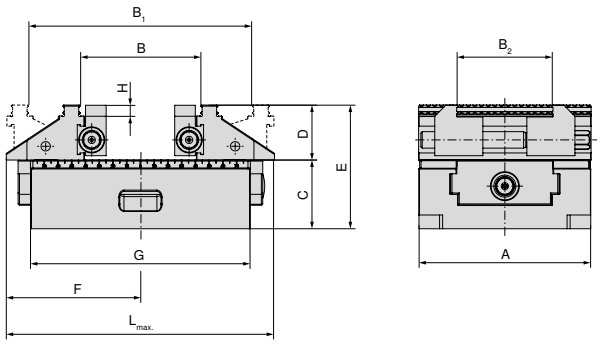

A mm	B mm	B_1 mm	B_2 mm	C mm	D mm	E mm	F mm	G mm	H mm	$L_{max.}$ mm	Article no. System jaws
125	39 - 86	83 - 161	37 - 101	50	40	90	111,5	160	8	209	**80 878 525**
125	39 - 149	83 - 224	37 - 101	50	40	90	143,5	235	8	272	**80 878 525**
125	39 - 226	83 - 301	37 - 101	50	40	90	181	300	8	349	**80 878 525**

ZSG 4 structural dimension table for the different jaws

With middle jaw, grip 3 mm (height 28 mm / 33 mm) for jaw width 125 mm

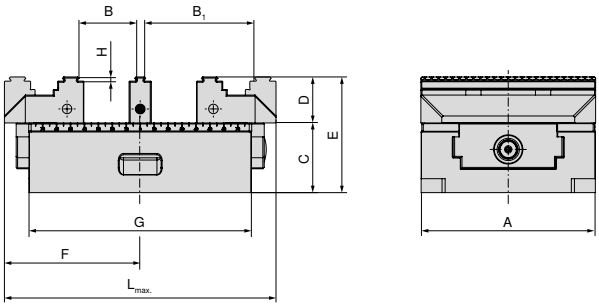

A mm	B mm	B_1 mm	C mm	D mm	E mm	F mm	G mm	H mm	$L_{max.}$ mm	Article no. System jaws
80	8 - 28	37 - 57	50	28	78	81	130	3	157	2 x **80 878 810** + **80 878 31200**
80	14 - 22	31 - 51	50	28	78	81	130	3	157	2 x **80 878 810** + **80 878 33400**
80	8 - 58	37 - 87	50	28	78	104	190	3	206	2 x **80 878 810** + **80 878 31200**
80	14 - 52	31 - 81	50	28	78	104	190	3	206	2 x **80 878 810** + **80 878 33400**
125	9 - 40	47 - 78	50	33	83	111,5	160	3	208	2 x **80 878 510** + **80 878 31300**
125	15 - 34	41 - 72	50	33	83	111,5	160	3	208	2 x **80 878 510** + **80 878 33500**
125	9 - 72	47 - 110	50	33	83	143,5	235	3	272	2 x **80 878 510** + **80 878 31300**
125	15 - 66	41 - 104	50	33	83	143,5	235	3	272	2 x **80 878 510** + **80 878 33500**
125	9 - 110	47 - 148	50	33	83	181	300	3	348	2 x **80 878 510** + **80 878 31300**
125	15 - 104	41 - 142	50	33	83	181	300	3	348	2 x **80 878 510** + **80 878 33500**

With prism jaw, movable – horizontal and vertical prism

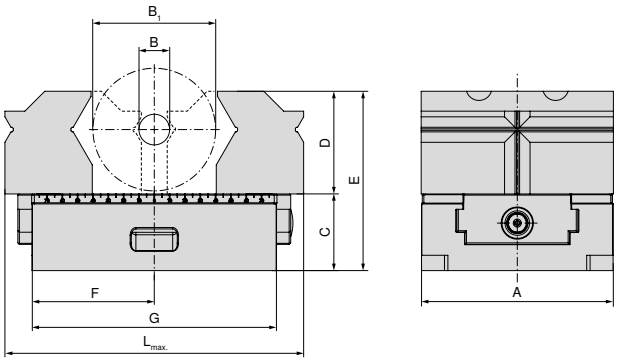

A mm	B mm	B_1 mm	C mm	D mm	E mm	F mm	G mm	$L_{max.}$ mm	Article no. System jaws
80	10 - 28	20 - 60	50	52	102	81	130	157	2 x **80 878 31800**
80	10 - 28	20 - 60	50	52	102	104	190	206	2 x **80 878 31800**
125	10 - 28	26 - 80	50	67	117	111,5	160	200	2 x **80 878 31900**
125	10 - 28	26 - 80	50	67	117	143,5	235	272	2 x **80 878 31900**
125	10 - 28	26 - 80	50	67	117	181	300	348	2 x **80 878 31900**

ZSG 4 structural dimension table for the different jaws

With prism jaw, movable – horizontal prism

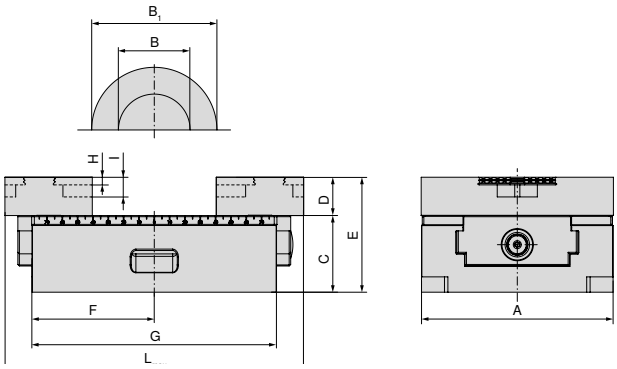

A mm	B mm	B_1 mm	C mm	D mm	E mm	F mm	G mm	H mm	I mm	$L_{max.}$ mm	Article no. System jaws
80	8 - 55	15 - 76	50	25	75	81	130	5	13	157	2 x **80 878 34000**
80	8 - 55	15 - 76	50	25	75	104	190	5	13	206	2 x **80 878 34000**
125	14 - 102	25 - 112	50	25	75	111,5	160	5	13	200	2 x **80 878 34100**
125	14 - 124	25 - 165	50	25	75	143,5	235	5	13	272	2 x **80 878 34100**
125	14 - 124	25 - 165	50	25	75	181	300	5	13	348	2 x **80 878 34100**
160	22 - 158	32 - 170	70	30	100	145	280	5	13	290	2 x **80 878 34200**
160	22 - 158	32 - 170	70	30	100	273	480	5	13	521	2 x **80 878 34200**

System jaws overview

5-axis jaw, movable

▲ Price per piece

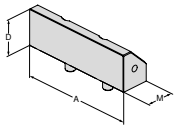

For vice width	A	A_1	D	D_1	D_2	E	M	M_1	M_2		NCG	H5G / -S / -Z	X5G-Z / -S	ESG 4	ESG 5	ESG mini	HDG 2	ZSG 4	ZSG mini	DSG 4	MSG 2	Verso	HSG
125	125		40				45,5			**80 878 625**								●					
160	160		50				73			**80 878 660**								●					

5-axis jaw, grip 3 mm, width 65 mm, movable

▲ Price per piece

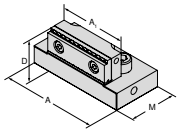



For vice width	A	A_1	D	D_1	D_2	E	M	M_1	M_2		NCG	H5G / -S / -Z	X5G-Z / -S	ESG 4	ESG 5	ESG mini	HDG 2	ZSG 4	ZSG mini	DSG 4	MSG 2	Verso	HSG
125	95	65,5	40				57			**80 878 665**								●					

5-axis indexable jaw, grip 3 mm, width 65 mm, movable

▲ double sided grip step
▲ price per piece

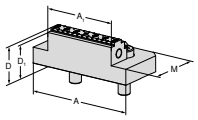

NEW

For vice width	A	A_1	D	D_1	D_2	E	M	M_1	M_2		NCG	H5G / -S / -Z	X5G-Z / -S	ESG 4	ESG 5	ESG mini	HDG 2	ZSG 4	ZSG mini	DSG 4	MSG 2	Verso	HSG
125	95	65	33	30			57			**80 878 51900**								●					

Indexable grip jaw 3 mm, width 40 mm, movable

▲ Price per piece

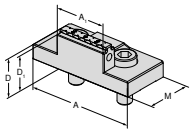

NEW

For vice width	A	A_1	D	D_1	D_2	E	M	M_1	M_2		NCG	H5G / -S / -Z	X5G-Z / -S	ESG 4	ESG 5	ESG mini	HDG 2	ZSG 4	ZSG mini	DSG 4	MSG 2	Verso	HSG
80	80	40	28	25			40			**80 878 81900**				●				●					

Indexable jaw, grip 3 mm, height 40 mm, movable

▲ Price per piece

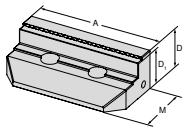

For vice width	A	A_1	D	D_1	D_2	E	M	M_1	M_2		NCG	H5G / -S / -Z	X5G-Z / -S	ESG 4	ESG 5	ESG mini	HDG 2	ZSG 4	ZSG mini	DSG 4	MSG 2	Verso	HSG
125	125		40	37			59			**80 878 520**								●					

System jaws overview

Indexable jaw, grip 3 mm, movable

▲ Price per piece

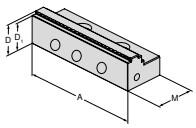

For vice width	A	A_1	D	D_1	D_2	E	M	M_1	M_2		NCG	H5G / -S / -Z	X5G-Z / -S	ESG 4	ESG 5	ESG mini	HDG 2	ZSG 4	ZSG mini	DSG 4	MSG 2	Verso	HSG
80	80		28	25			40			**80 878 810**				●	●			●		●			
125	125		33	30			57			**80 878 510**					●			●					
160	160		50	47			81			**80 878 610**				●	●			●					

Indexable jaw, grip 5 mm, movable

▲ Price per piece

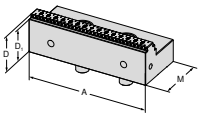

NEW

For vice width	A	A_1	D	D_1	D_2	E	M	M_1	M_2		NCG	H5G / -S / -Z	X5G-Z / -S	ESG 4	ESG 5	ESG mini	HDG 2	ZSG 4	ZSG mini	DSG 4	MSG 2	Verso	HSG
80	80		28	23			41			**80 878 81400**				●				●		●			
125	125		33	28			57			**80 878 51400**								●					
160	160		50	45			81			**80 878 34300**				●				●					

Indexable grip jaw, for aluminium and plastic

▲ Price per piece

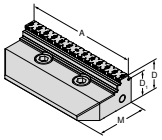

NEW

For vice width	A	A_1	D	D_1	D_2	E	M	M_1	M_2		NCG	H5G / -S / -Z	X5G-Z / -S	ESG 4	ESG 5	ESG mini	HDG 2	ZSG 4	ZSG mini	DSG 4	MSG 2	Verso	HSG
80	80		28	23			40			**80 878 81500**								●					
125	125		33	28			57			**80 878 51500**								●					

Indexable jaw with embossed profile, movable

▲ Price per piece
▲ suitable for LANG embossed profile

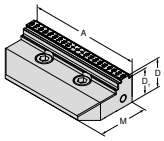

NEW

For vice width	A	A_1	D	D_1	D_2	E	M	M_1	M_2		NCG	H5G / -S / -Z	X5G-Z / -S	ESG 4	ESG 5	ESG mini	HDG 2	ZSG 4	ZSG mini	DSG 4	MSG 2	Verso	HSG
80	80		28	25			40			**80 878 81800**								●					
125	125		33	30			57			**80 878 51800**								●					

Indexable jaw, carbide, grip 3 mm, movable

▲ Price per piece

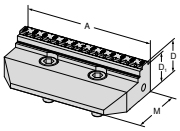

NEW

For vice width	A	A_1	D	D_1	D_2	E	M	M_1	M_2		NCG	H5G / -S / -Z	X5G-Z / -S	ESG 4	ESG 5	ESG mini	HDG 2	ZSG 4	ZSG mini	DSG 4	MSG 2	Verso	HSG
80	80		28	25			40			**80 878 81600**								●					
125	125		33	30			57			**80 878 51600**								●					
160	160		50	47			81			**80 878 31700**								●					

System jaws overview

Indexable jaw, carbide, grip 5 mm, movable

▲ Price per piece

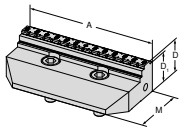

NEW

For vice width	A	A_1	D	D_1	D_2	E	M	M_1	M_2		NCG	H5G / -S / -Z	X5G-Z / -S	ESG 4	ESG 5	ESG mini	HDG 2	ZSG 4	ZSG mini	DSG 4	MSG 2	Verso	HSG
80	80		28	23			40			**80 878 81700**								●					
125	125		33	28			57			**80 878 51700**								●					

Indexable jaw, carbide grip 3 mm, width 40 mm, movable

▲ Price per piece

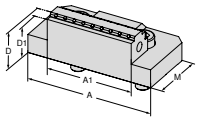

For vice width	A	A_1	D	D_1	D_2	E	M	M_1	M_2		NCG	H5G / -S / -Z	X5G-Z / -S	ESG 4	ESG 5	ESG mini	HDG 2	ZSG 4	ZSG mini	DSG 4	MSG 2	Verso	HSG
80	80	40	28	25			40			**80 878 33200**								●					

Indexable jaw, carbide grip 3 mm, width 65 mm, movable

▲ Price per piece

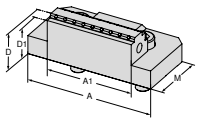

For vice width	A	A_1	D	D_1	D_2	E	M	M_1	M_2		NCG	H5G / -S / -Z	X5G-Z / -S	ESG 4	ESG 5	ESG mini	HDG 2	ZSG 4	ZSG mini	DSG 4	MSG 2	Verso	HSG
125	125	65	33	30			57			**80 878 33300**								●					

Indexable jaw, smooth, movable

▲ Price per piece

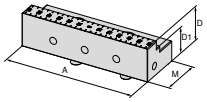

NEW

For vice width	A	A_1	D	D_1	D_2	E	M	M_1	M_2		NCG	H5G / -S / -Z	X5G-Z / -S	ESG 4	ESG 5	ESG mini	HDG 2	ZSG 4	ZSG mini	DSG 4	MSG 2	Verso	HSG
80	80		28	20			40			**80 878 34700**					●			●					
125	125		33	25			57			**80 878 34600**					●			●					

Stepped jaw, smooth, movable

▲ Price per piece

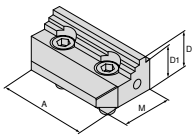

NEW

For vice width	A	A_1	D	D_1	D_2	E	M	M_1	M_2		NCG	H5G / -S / -Z	X5G-Z / -S	ESG 4	ESG 5	ESG mini	HDG 2	ZSG 4	ZSG mini	DSG 4	MSG 2	Verso	HSG
80	80		28	24			40			**80 878 34400**								●					
125	125		33	27			57			**80 878 34500**								●					

System jaws overview

Centre jaw, grip 3 mm, narrow

▲ Price per piece

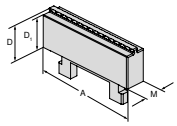

For vice width	A	A_1	D	D_1	D_2	E	M	M_1	M_2		NCG	H5G / -S / -Z	X5G-Z / -S	ESG 4	ESG 5	ESG mini	HDG 2	ZSG 4	ZSG mini	DSG 4	MSG 2	Verso	HSG
80	80		28	25			16			**80 878 31200**								●					
125	125		33	30			16			**80 878 31300**								●					

Centre jaw, grip 3 mm, wide

▲ Price per piece

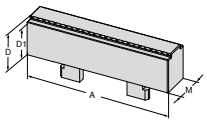

For vice width	A	A_1	D	D_1	D_2	E	M	M_1	M_2		NCG	H5G / -S / -Z	X5G-Z / -S	ESG 4	ESG 5	ESG mini	HDG 2	ZSG 4	ZSG mini	DSG 4	MSG 2	Verso	HSG
80	80		28	25			24			**80 878 33400**								●					
125	125		33	30			26			**80 878 33500**								●					

Prism jaw, movable

▲ With horizontal and vertical prism
▲ Price per piece

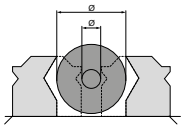

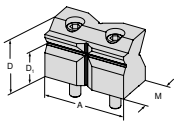

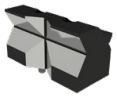

NEW

Ø For clamping diameter	A	A_1	D	D_1	D_2	E	M	M_1	M_2		NCG	H5G / -S / -Z	X5G-Z / -S	ESG 4	ESG 5	ESG mini	HDG 2	ZSG 4	ZSG mini	DSG 4	MSG 2	Verso	HSG
10 - 60	80		52	32			38,5			**80 878 31800**								●					
10 - 80	125		67	42			57			**80 878 31900**								●					

Prism jaw, movable

▲ With horizontal prism
▲ Price per piece

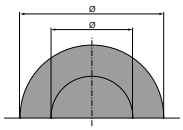

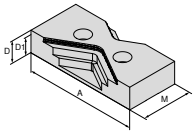

NEW

Ø For clamping diameter	A	A_1	D	D_1	D_2	E	M	M_1	M_2		NCG	H5G / -S / -Z	X5G-Z / -S	ESG 4	ESG 5	ESG mini	HDG 2	ZSG 4	ZSG mini	DSG 4	MSG 2	Verso	HSG
15 - 75	80		25	20			40			**80 878 34000**								●					
25 - 110	125		25	20			57			**80 878 34100**								●					
30 - 170	160		30	25			81			**80 878 34200**								●					

Combi jaw, movable

▲ Price per piece

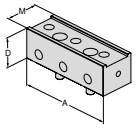

For vice width	A	A_1	D	D_1	D_2	E	M	M_1	M_2		NCG	H5G / -S / -Z	X5G-Z / -S	ESG 4	ESG 5	ESG mini	HDG 2	ZSG 4	ZSG mini	DSG 4	MSG 2	Verso	HSG
125	125		40				45,5			**80 878 530**								●					

System jaws overview

Jaw, grip, VS

▲ Price per piece
▲ VS = Larger clamping range

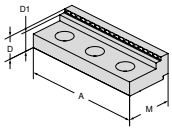

For vice width	A	A_1	D	D_1	D_2	E	M	M_1	M_2		NCG	H5G / -S / -Z	X5G-Z / -S	ESG 4	ESG 5	ESG mini	HDG 2	ZSG 4	ZSG mini	DSG 4	MSG 2	Verso	HSG
125	125		22	17			45			**80 892 245**								●					

Jaw, smooth VS, carbide coated

▲ Increased clamping range for finish machining and 2nd operation
▲ Price per piece

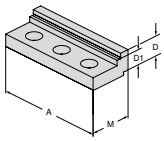



For vice width	A	A_1	D	D_1	D_2	E	M	M_1	M_2		NCG	H5G / -S / -Z	X5G-Z / -S	ESG 4	ESG 5	ESG mini	HDG 2	ZSG 4	ZSG mini	DSG 4	MSG 2	Verso	HSG
	125		19	14			45			**80 892 240**								●					

Alu jaw, movable

▲ for producing shaped jaws
▲ Price per piece

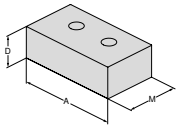



For vice width	A	A_1	D	D_1	D_2	E	M	M_1	M_2		NCG	H5G / -S / -Z	X5G-Z / -S	ESG 4	ESG 5	ESG mini	HDG 2	ZSG 4	ZSG mini	DSG 4	MSG 2	Verso	HSG
80	80		28				48			**80 878 850**				●	●			●		●			
125	125		40				68			**80 878 550**				●						●			
160	160		50				85			**80 878 305**				●	●			●					

Pendulum jaw, movable

▲ Price per piece

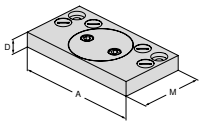

For vice width	A	A_1	D	D_1	D_2	E	M	M_1	M_2		NCG	H5G / -S / -Z	X5G-Z / -S	ESG 4	ESG 5	ESG mini	HDG 2	ZSG 4	ZSG mini	DSG 4	MSG 2	Verso	HSG
80	125		19				76			**80 878 870**				●				●		●			
125	180		22				95			**80 878 570**				●				●		●			
160	256		22				170			**80 878 670**				●				●					

Adapter Jaw

▲ Price per piece

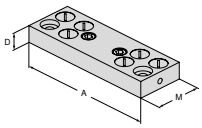

For vice width	A	A_1	D	D_1	D_2	E	M	M_1	M_2		NCG	H5G / -S / -Z	X5G-Z / -S	ESG 4	ESG 5	ESG mini	HDG 2	ZSG 4	ZSG mini	DSG 4	MSG 2	Verso	HSG
80	125		19				39			**80 878 890**								●					
125	180		22				62			**80 878 590**								●					
160	256		22				125			**80 878 690**								●					

System jaws overview

6 function indexable jaw

- ▲ 1 = Smooth, carbide coated
- ▲ 2 = Grip with 3 mm step
- ▲ 3 = Grip with 8 mm step
- ▲ 4 = Grip with 18 mm step
- ▲ 5 = Rough grip with 8 mm step
- ▲ 6 = Round grip
- ▲ M_{max} = 60 Nm
- ▲ Including fixation screws

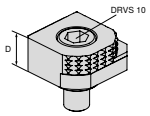



For vice width	A	A_1	D	D_1	D_2	E	M	M_1	M_2
			18						

	NCG	H5G / -S / -Z	X5G-Z / -S	ESG 4	ESG 5	ESG mini	HDG 2	ZSG 4	ZSG mini	DSG 4	MSG 2	Verso	HSG
80 892 246	●	●	●	●		●		●		●		●	

6x indexable jaw, carbide grip

- ▲ 1 = Smooth
- ▲ 2 = Carbide grip
- ▲ 3 = Carbide grip with 3 mm step
- ▲ 4 = Carbide grip with 8 mm step
- ▲ 5 = Round carbide grip with 8 mm step
- ▲ 6 = Round carbide grip
- ▲ Incl. fixing screws

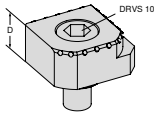



For vice width	A	A_1	D	D_1	D_2	E	M	M_1	M_2
			18						

	NCG	H5G / -S / -Z	X5G-Z / -S	ESG 4	ESG 5	ESG mini	HDG 2	ZSG 4	ZSG mini	DSG 4	MSG 2	Verso	HSG
80 890 35300	●	●	●	●		●		●		●		●	

6 face jaw system for 125 mm jaw width

Scope of supply:

2 System jaws with 2 pairs of transverse jaws in T-slot guidance incl. fixing screws

ZSG 4

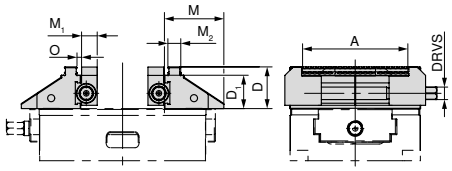



for width mm	A mm	D mm	D_1 mm	M mm	M_1 mm	M_2 mm	O mm	DRVS mm	WT kg	80 878 ...
125	37 - 101	40	32	57	15	12,4	3,3	12	3,8	**525**

Centric vice for small parts

ZSG mini in mechanical version with high clamping force and quick change jaws.
Ideal for blank and finished part machining, multi-clamping and automation.

Your benefits:

- Fast jaw changeover without tools
- Compact and precise
- Optimum accessibility from all sides
- Exchangeable jaw widths (45 mm and 70 mm)
- High clamping force and large clamping range
- Clamping system for automation
- Stainless, hardened base body

Clamping/aligning:

Clamping with two M6 screws from above through the base body.

Clamping with two M6 screws from above through the base body. Alignment can be performed using Ø 12^{H7} precision holes.

Both versions come with mounting holes for the LANG zero point clamping system, Quick Point 52 x 52.

Clamping force:

ZSG mini tightening torque/clamping force

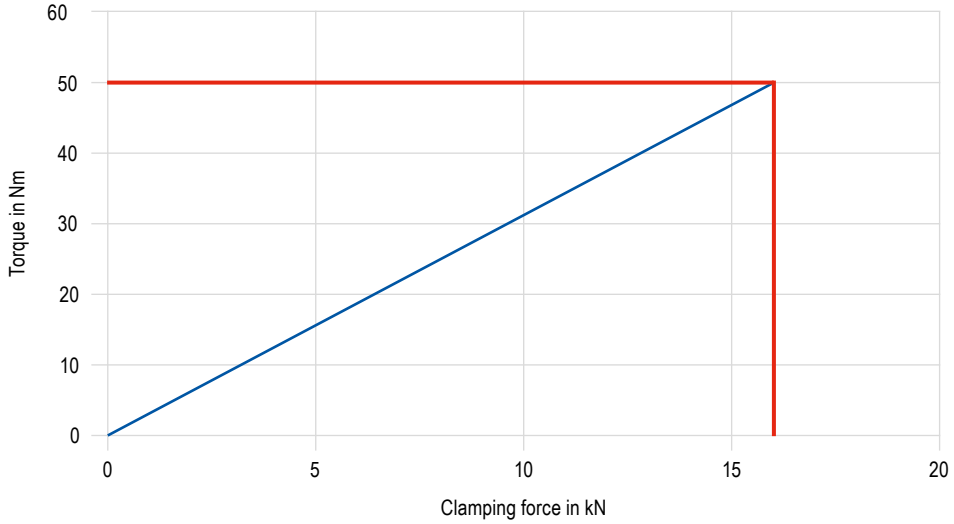

17

CentriClamp – ZSG mini

- ▲ Centric vice for small parts
- ▲ Without system jaws
- ▲ Fast jaw changeover without tools
- ▲ Compact and precise
- ▲ Optimum accessibility from all sides
- ▲ Exchangeable jaw widths (45 mm and 70 mm)
- ▲ Stainless, hardened base body

Scope of supply:

ZSG mini base body with spindle

ZSG mini

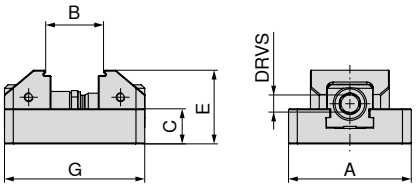

NEW

80 912 ...

A mm	B mm	C mm	E mm	G mm	MXC kN	DRVS mm	WT kg	
70	7 - 57	20	42	80	16	11	0,9	**07000**
70	7 - 77	20	42	100	16	11	1,1	**07100**

Vice guide

Underside Dimensions	106	Structural dimension tables for the different jaws	107–109
System accessories	110–112	MNG-/PNG zero point clamping system	154–180
General accessories	181–201		

ZSG mini underside dimensions

Base width 70 mm

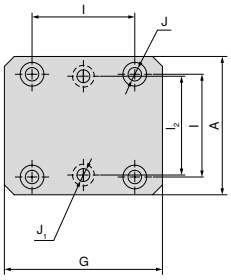

A mm	J_1 mm	J H7 mm	I_2 ±0,015 mm	I ±0,015 mm	G mm
70	6,5	12	50	52	80
70	6,5	12	50	52	100

ZSG Mini – structural dimension table for the different jaws

With quick change jaw, grip 3 mm

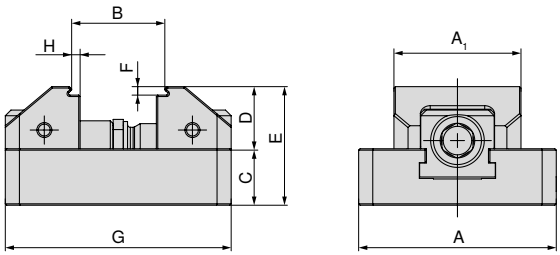

A mm	A_1 mm	B mm	C mm	D mm	E mm	F mm	G mm	H mm	Article no. System jaws
70	45	7 - 33	20	22	42	3	80	3	2 x **80 912 30100**
70	70	7 - 33	20	22	42	3	80	3	2 x **80 912 30200**
70	45	7 - 53	20	22	42	3	100	3	2 x **80 912 30100**
70	70	7 - 53	20	22	42	3	100	3	2 x **80 912 30200**

With quick change jaw, smooth step 5 mm

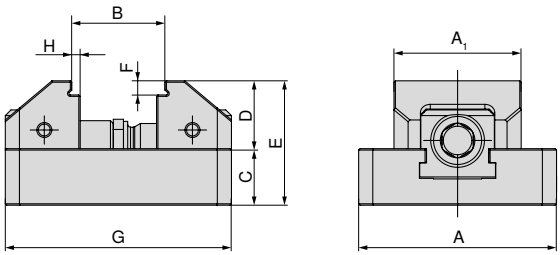

A mm	A_1 mm	B mm	C mm	D mm	E mm	F mm	G mm	H mm	Article no. System jaws
70	45	7 - 33	20	24	44	5	80	3	2 x **80 912 30300**
70	70	7 - 33	20	24	44	5	80	3	2 x **80 912 30400**
70	45	7 - 53	20	24	44	5	100	3	2 x **80 912 30300**
70	70	7 - 53	20	24	44	5	100	3	2 x **80 912 30400**

With quick change jaw, soft, steel

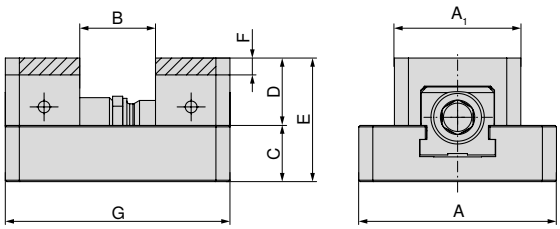

A mm	A_1 mm	B mm	C mm	D mm	E mm	F mm	G mm	Article no. System jaws
70	45	0 - 26	20	24	44	6	80	2 x **80 912 31000**
70	70	0 - 26	20	24	44	6	80	2 x **80 912 31100**
70	45	0 - 46	20	24	44	6	80	2 x **80 912 31000**
70	70	0 - 46	20	24	44	6	80	2 x **80 912 31100**

ZSG Mini – structural dimension table for the different jaws

With quick change jaw embossed profile

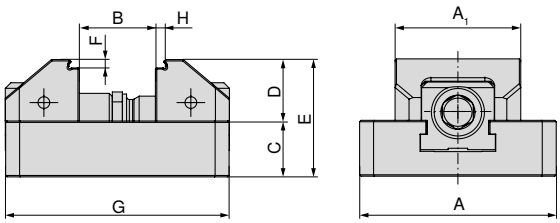

A mm	A_1 mm	B mm	C mm	D mm	E mm	F mm	G mm	H mm	Article no. System jaws
70	45	7 - 32	20	22	44	3	80	3	2 x **80 912 31200**
70	70	7 - 32	20	22	44	3	80	3	2 x **80 912 31300**
70	45	7 - 52	20	22	44	3	100	3	2 x **80 912 31200**
70	70	7 - 52	20	22	44	3	100	3	2 x **80 912 31300**

With quick change jaw embossed profile, VS

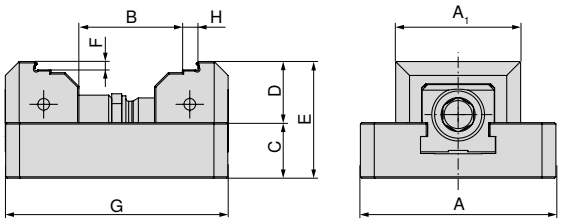

A mm	A_1 mm	B mm	C mm	D mm	E mm	F mm	G mm	H mm	Article no. System jaws
70	45	31 - 56	20	22	44	3	80	5	2 x **80 912 31400**
70	70	31 - 56	20	22	44	3	80	5	2 x **80 912 31500**
70	45	31 - 76	20	22	44	3	100	5	2 x **80 912 31400**
70	70	31 - 76	20	22	44	3	100	5	2 x **80 912 31500**

ZSG Mini – structural dimension table for the different jaws

With quick change jaw, VS, grip 3 mm

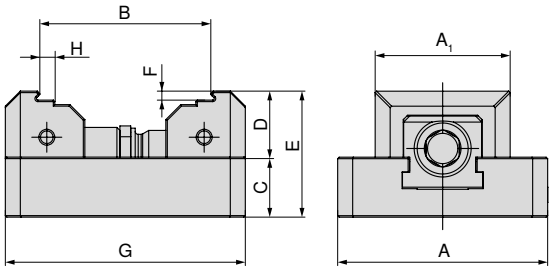

A mm	A_1 mm	B mm	C mm	D mm	E mm	F mm	G mm	H mm	Article no. System jaws
70	45	31 - 57	20	22	42	3	80	5	2 x **80 912 30500**
70	70	31 - 57	20	22	42	3	80	5	2 x **80 912 30600**
70	45	31 - 77	20	22	42	3	100	5	2 x **80 912 30500**
70	70	31 - 77	20	22	42	3	100	5	2 x **80 912 30600**

With quick change jaw, VS, smooth 5 mm

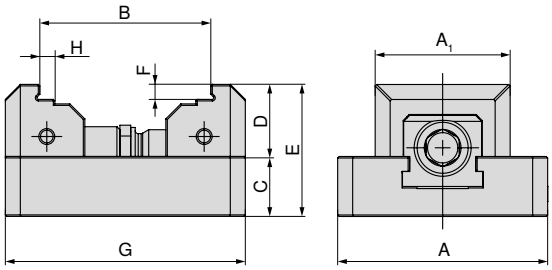

A mm	A_1 mm	B mm	C mm	D mm	E mm	F mm	G mm	H mm	Article no. System jaws
70	45	31 - 56	20	24	44	5	80	5	2 x **80 912 30700**
70	70	31 - 56	20	24	44	5	80	5	2 x **80 912 30800**
70	45	31 - 76	20	24	44	5	100	5	2 x **80 912 30700**
70	70	31 - 76	20	24	44	5	100	5	2 x **80 912 30800**

System jaws overview

Quick change jaw, grip 3 mm

▲ Price per piece

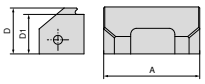

For vice width	A	A_1	D	D_1	D_2	E	M	M_1	M_2		NCG	H5G / -S / -Z	X5G-Z / -S	ESG 4	ESG 5	ESG mini	HDG 2	ZSG 4	ZSG mini	DSG 4	MSG 2	Verso	HSG
70	45		22	19						**80 912 30100**									●				
70	70		22	19						**80 912 30200**									●				

Quick change jaw, smooth step 5 mm

▲ Price per piece

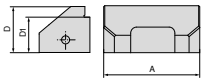

For vice width	A	A_1	D	D_1	D_2	E	M	M_1	M_2		NCG	H5G / -S / -Z	X5G-Z / -S	ESG 4	ESG 5	ESG mini	HDG 2	ZSG 4	ZSG mini	DSG 4	MSG 2	Verso	HSG
70	45		24	19						**80 912 30300**									●				
70	70		24	19						**80 912 30400**									●				

Quick change jaw, VS, grip 3 mm

▲ Price per piece
▲ VS = Larger clamping range

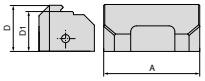

For vice width	A	A_1	D	D_1	D_2	E	M	M_1	M_2		NCG	H5G / -S / -Z	X5G-Z / -S	ESG 4	ESG 5	ESG mini	HDG 2	ZSG 4	ZSG mini	DSG 4	MSG 2	Verso	HSG
70	45		22	19						**80 912 30500**									●				
70	70		22	19						**80 912 30600**									●				

Quick change jaw, VS, smooth 5 mm

▲ Price per piece
▲ VS = Larger clamping range

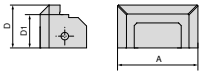

For vice width	A	A_1	D	D_1	D_2	E	M	M_1	M_2		NCG	H5G / -S / -Z	X5G-Z / -S	ESG 4	ESG 5	ESG mini	HDG 2	ZSG 4	ZSG mini	DSG 4	MSG 2	Verso	HSG
70	45		24	19						**80 912 30700**									●				
70	70		24	19						**80 912 30800**									●				

System jaws overview

Quick change jaw, soft, steel

▲ Material: 15NiCr13
▲ Price per piece

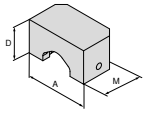

For vice width	A	A_1	D	D_1	D_2	E	M	M_1	M_2	NEW	NCG	H5G / -S / -Z	X5G-Z / -S	ESG 4	ESG 5	ESG mini	HDG 2	ZSG 4	ZSG mini	DSG 4	MSG 2	Verso	HSG
70	45		24				26,5			**80 912 31000**									●				
70	70		24				26,5			**80 912 31100**									●				

Quick change jaw embossed profile

▲ Price per piece
▲ suitable for LANG embossed profile

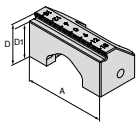

For vice width	A	A_1	D	D_1	D_2	E	M	M_1	M_2	NEW	NCG	H5G / -S / -Z	X5G-Z / -S	ESG 4	ESG 5	ESG mini	HDG 2	ZSG 4	ZSG mini	DSG 4	MSG 2	Verso	HSG
70	45		22	19						**80 912 31200**									●				
70	70		22	19						**80 912 31300**									●				

Quick change jaw embossed profile, VS

▲ Price per piece
▲ Suitable for LANG embossed profile
▲ VS = Larger clamping range

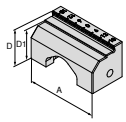

For vice width	A	A_1	D	D_1	D_2	E	M	M_1	M_2	NEW	NCG	H5G / -S / -Z	X5G-Z / -S	ESG 4	ESG 5	ESG mini	HDG 2	ZSG 4	ZSG mini	DSG 4	MSG 2	Verso	HSG
70	45		22	19						**80 912 31400**									●				
70	70		22	19						**80 912 31500**									●				

System accessories overview

Socket

▲ Suitable for 3/8" square drive

80 875 ...

Square	DRVS mm	
3/8"	11	11100

A suitable “magnetic workpiece stop” and “torque key” can be found on
→ **pages 195 and 198 (article numbers 80 892 23800 and 80 884 402)**

Allen cap screw

▲ Price per piece

ZSG mini

NEW

80 912 ...

G	
M6x25	50100

Cylindrical pin

▲ Price per piece

ZSG mini

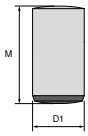

NEW

80 912 ...

$D_{1\ m6}$ mm	M mm	
12	18	50200



High accuracy and efficiency

The user-friendly DSG 4 clamping system guarantees consistently high precision and a wide application range.

Your benefits:

- ▲ Straightforward, stable third-hand function
- ▲ Quick and easy positioning on the MNG zero point clamping system
- ▲ High clamping force between 5 – 40 kN with low tightening torque
- ▲ Quick and easy jaw change with 2 screws
- ▲ Extensive modular jaw range

Clamping/aligning:

Mounting with MNG zero point clamping system (2-3 mounting bolts)

Mounting through the base body with four M8 screws

Mounting through the base body with two dowel screws **Article no. 80 895 019**

Mounting with 4-6 clamping claws **Article no. 80 890 315**

Clamping force:

DSG 4 – 80 mm tightening torque / clamping force

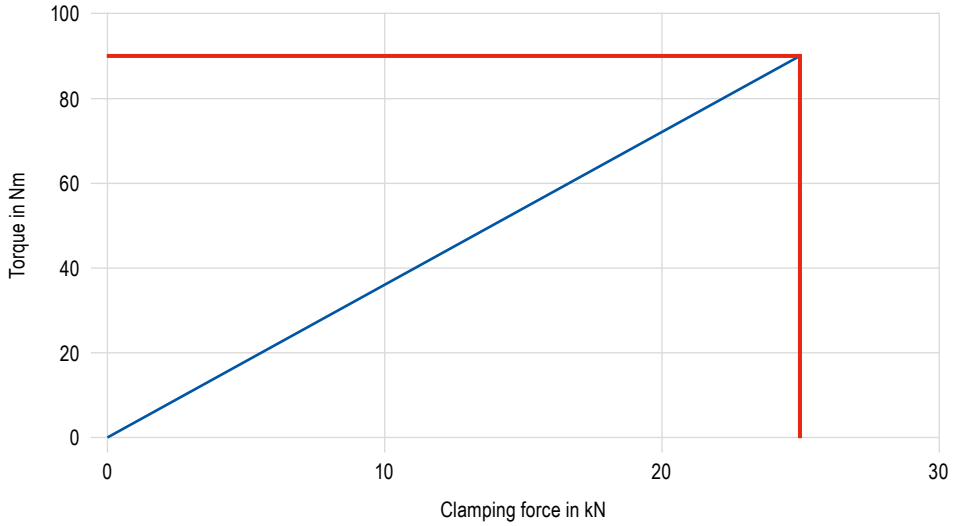

DSG 4 – 125 mm tightening torque / clamping force

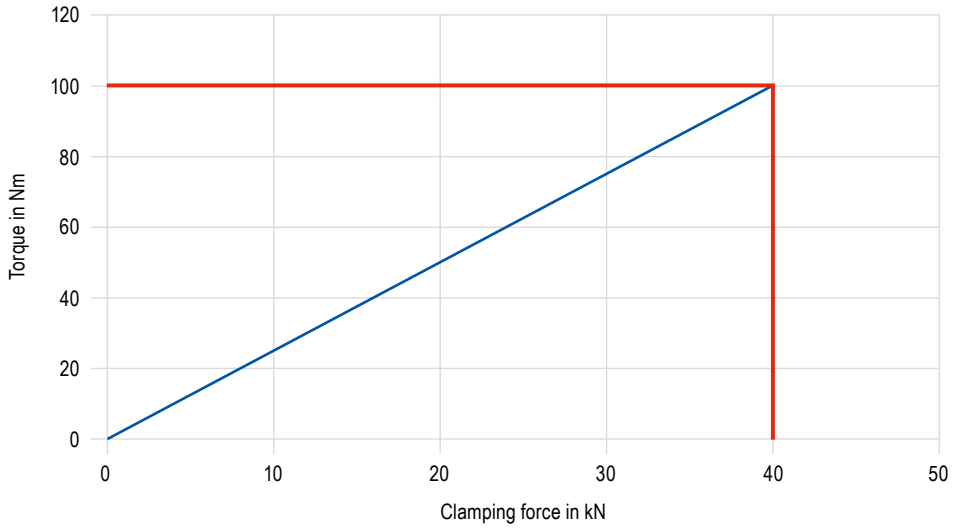

'Third hand' operation

The third-hand operation function on the DSG 4 is ensured by pre-loading the rear slide with compression springs.

The lateral clamping screw A is not tightened, instead it is open approx. 1/2 turn. When the vice is fully open, the movable jaws B and C are to be placed in the appropriate slots of slides D and E and secured according to the workpiece size. Two workpieces of different sizes can also be clamped.

Conversion to single vice





The rear slide is blocked via the hexagon socket grub screw and the DSG 4 can also be used as a single vice. **Important note:** Not suitable for using several vices as single vice next to one another. In this case, we advise modification with additional transverse slot in the base body and suitable fixed jaw.

PolyClamp – DSG 4

- ▲ double vice without jaws
- ▲ 100 % encapsulated
- ▲ fast assembly and disassembly
- ▲ flexible clamping system

DSG 4

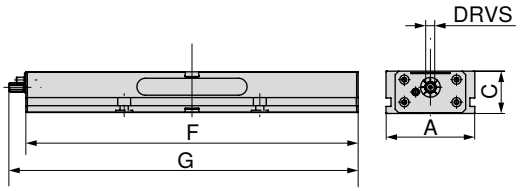

A mm	C mm	F mm	G mm	TQX Nm	DRVS mm	MXC kN	WT kg	80 906 ...
80	55	300	308	90	12	0 - 25	8	**080**
125	60	320	347	100	14	0 - 40	14	**125**
125	60	390	417	100	14	0 - 40	17	**12700**
125	60	460	487	100	14	0 - 40	20	**12800**
125	60	530	557	100	14	0 - 40	24	**12900**
125	60	600	627	100	14	0 - 40	27	**13000**
125	60	670	697	100	14	0 - 40	30	**13100**
125	60	740	767	100	14	0 - 40	34	**126**

Vice guide

Structural dimension tables for the different jaws	117–119	System accessories	120+122
'Third hand' operation	114	Conversion to single vice	115
MNG-/PNG zero point clamping system	154–180	General accessories	181–201

DSG 4 underside dimensions

Base width 80 mm and length 300 mm

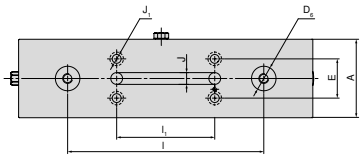

A mm	$D_{6\ H6}$ mm	$E_{\pm0,015}$ mm	$l_{\pm0,01}$ mm	$l_{1\ \pm0,01}$ mm	J_{H7} mm	J_1 mm
80	25	40	200	100	12	9

Base width 125 mm and length 460 mm, 530 mm

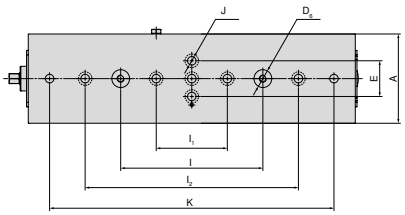

A mm	$D_{6\ H6}$ mm	$E_{\pm0,015}$ mm	$l_{\pm0,01}$ mm	$l_{1\ \pm0,01}$ mm	$l_{2\ \pm0,002}$ mm	J_{H7} mm	$K_{\pm0,002}$ mm
125	25	50	200	100	300	12	400
125	25	50	200	100	300	12	500

Base width 125 mm and length 320 mm

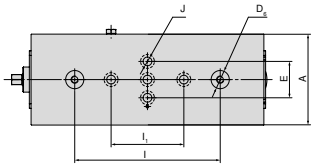

A mm	$D_{6\ H6}$ mm	$E_{\pm0,015}$ mm	$l_{\pm0,01}$ mm	$l_{1\ \pm0,01}$ mm	J_{H7} mm
125	25	50	200	100	12

Base width 125 mm and length 600 mm

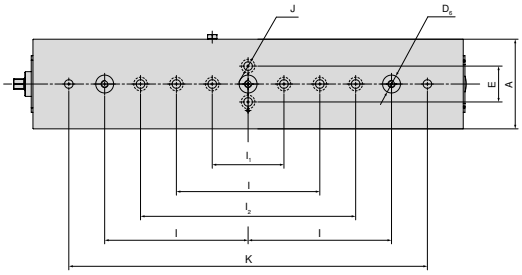

A mm	$D_{6\ H6}$ mm	$E_{\pm0,015}$ mm	$l_{\pm0,01}$ mm	$l_{1\ \pm0,01}$ mm	$l_{2\ \pm0,002}$ mm	J_{H7} mm	$K_{\pm0,002}$ mm
125	25	50	200	100	300	12	500

Base width 125 mm and length 390 mm

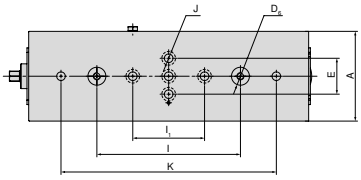

A mm	$D_{6\ H6}$ mm	$E_{\pm0,015}$ mm	$l_{\pm0,01}$ mm	$l_{1\ \pm0,01}$ mm	J_{H7} mm	$K_{\pm0,002}$ mm
125	25	50	200	100	12	300

Base width 125 mm and length 670 mm, 740 mm

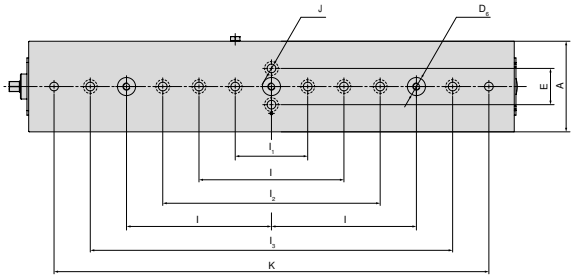

A mm	$D_{6\ H6}$ mm	$E_{\pm0,015}$ mm	$l_{\pm0,01}$ mm	$l_{1\ \pm0,01}$ mm	$l_{2\ \pm0,002}$ mm	$l_{3\ \pm0,025}$ mm	J_{H7} mm	$K_{\pm0,002}$ mm
125	25	50	200	100	300	500	12	600
125	25	50	200	100	300	500	12	700

DSG 4 structural dimension table for the different jaws

With indexable jaws, grip and centre jaw, grip

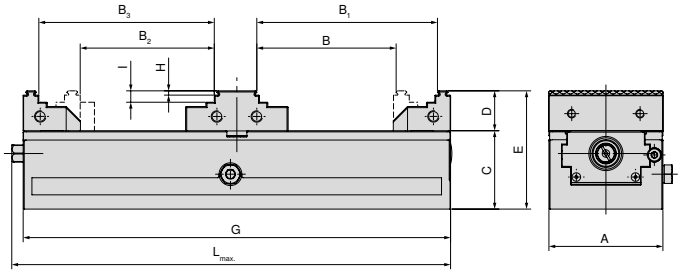

A mm	B mm	B_1 mm	B_2 mm	B_3	C mm	D mm	E mm	G mm	H mm	I mm	$L_{max.}$ mm	Article no. System jaws
80	25 - 97	54 - 126	31 - 93	51 - 122	55	28	83	300	3	8	308	2 x **80 878 810** + **80 906 300**
125	40 - 86	75 - 121	42 - 79	68 - 114	60	40	100	320	3	18	347	2 x **80 901 303** + **80 906 304**
125	40 - 121	75 - 156	42 - 114	68 - 149	60	40	100	390	3	18	417	2 x **80 901 303** + **80 906 304**
125	40 - 156	75 - 191	42 - 149	68 - 184	60	40	100	460	3	18	487	2 x **80 901 303** + **80 906 304**
125	40 - 191	75 - 226	42 - 184	68 - 219	60	40	100	530	3	18	557	2 x **80 901 303** + **80 906 304**
125	40 - 226	75 - 261	42 - 219	68 - 254	60	40	100	600	3	18	627	2 x **80 901 303** + **80 906 304**
125	40 - 261	75 - 296	42 - 254	68 - 289	60	40	100	670	3	18	697	2 x **80 901 303** + **80 906 304**
125	40 - 296	75 - 331	42 - 289	68 - 324	60	40	100	740	3	18	767	2 x **80 901 303** + **80 906 304**

With indexable jaws, grip and centre jaw, smooth

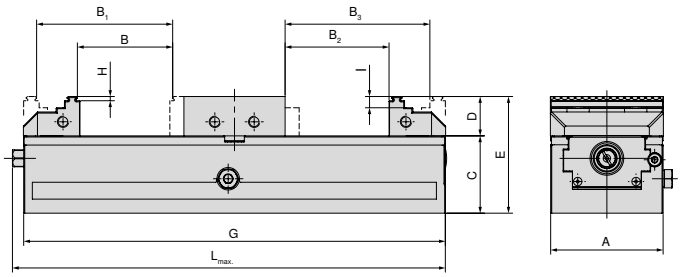

A mm	B mm	B_1 mm	B_2 mm	B_3	C mm	D mm	E mm	G mm	H mm	I mm	$L_{max.}$ mm	Article no. System jaws
80	5 - 67	34 - 96	0 - 73	40 - 102	55	28	83	300	3	8	308	2 x **80 878 810** + **80 906 301**
125	7 - 44	42 - 77	0 - 47	46 - 82	60	40	100	320	3	18	347	2 x **80 901 303** + **80 906 305**
125	7 - 79	42 - 112	0 - 82	46 - 117	60	40	100	390	3	18	417	2 x **80 901 303** + **80 906 305**
125	7 - 114	42 - 149	0 - 117	46 - 152	60	40	100	460	3	18	487	2 x **80 901 303** + **80 906 305**
125	7 - 147	42 - 182	0 - 152	46 - 187	60	40	100	530	3	18	557	2 x **80 901 303** + **80 906 305**
125	7 - 184	42 - 217	0 - 187	46 - 222	60	40	100	600	3	18	627	2 x **80 901 303** + **80 906 305**
125	7 - 219	42 - 252	0 - 222	46 - 257	60	40	100	670	3	18	697	2 x **80 901 303** + **80 906 305**
125	7 - 254	42 - 287	0 - 257	46 - 292	60	40	100	740	3	18	767	2 x **80 901 303** + **80 906 305**

DSG 4 structural dimension table for the different jaws

With block jaws and centre jaw smooth

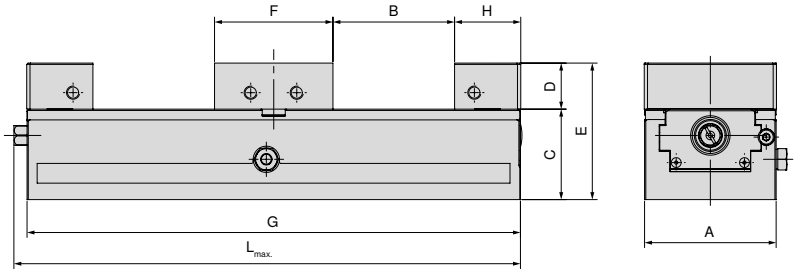

A mm	B mm	C mm	D mm	E mm	F mm	G mm	H mm	$L_{max.}$ mm	Article no. System jaws
80	0 - 73	55	28	83	72	300	40	308	2 x **80 901 31300 + 80 906 301**
125	0 - 46	60	40	100	98	320	66	347	2 x **80 901 31500 + 80 906 305**
125	0 - 81	60	40	100	98	390	66	417	2 x **80 901 31500 + 80 906 305**
125	0 - 116	60	40	100	98	460	66	487	2 x **80 901 31500 + 80 906 305**
125	0 - 151	60	40	100	98	530	66	557	2 x **80 901 31500 + 80 906 305**
125	0 - 186	60	40	100	98	600	66	627	2 x **80 901 31500 + 80 906 305**
125	0 - 221	60	40	100	98	670	66	697	2 x **80 901 31500 + 80 906 305**
125	0 - 256	60	40	100	98	740	66	767	2 x **80 901 31500 + 80 906 305**

With pendulum and adapter plate

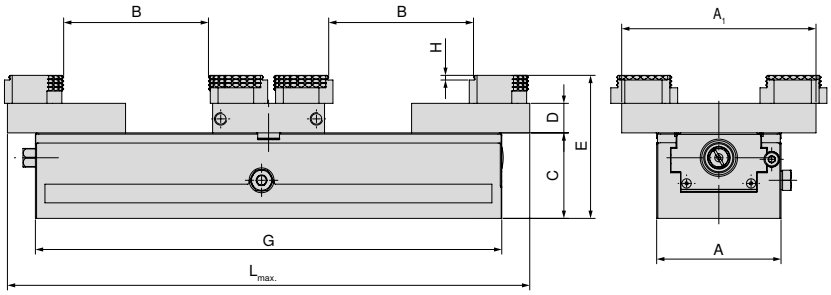

A mm	A_1 mm	B mm	C mm	D mm	E mm	G mm	H mm	$L_{max.}$ mm	Article no. System jaws
80	125	0 - 92	55	19	92	300	3	308	2 x **80 878 870 + 80 906 303**
125	180	7 - 92	60	22	100	320	3	365	2 x **80 878 570 + 80 906 307**
125	180	7 - 133	60	22	100	390	3	435	2 x **80 878 570 + 80 906 307**
125	180	7 - 168	60	22	100	460	3	505	2 x **80 878 570 + 80 906 307**
125	180	7 - 203	60	22	100	530	3	575	2 x **80 878 570 + 80 906 307**
125	180	7 - 238	60	22	100	600	3	645	2 x **80 878 570 + 80 906 307**
125	180	7 - 273	60	22	100	670	3	715	2 x **80 878 570 + 80 906 307**
125	180	7 - 308	60	22	100	740	3	785	2 x **80 878 570 + 80 906 307**

DSG 4 structural dimension table for the different jaws

With aluminium jaws and aluminium centre jaw

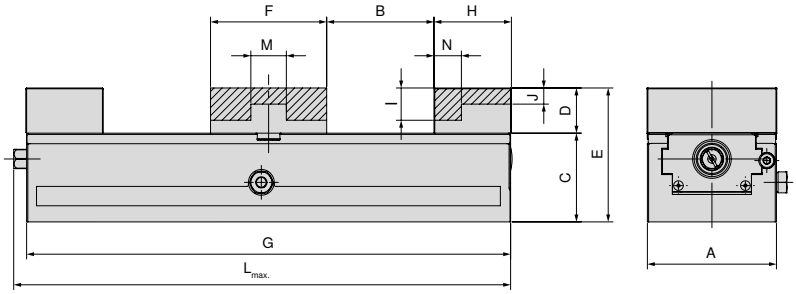

A mm	B mm	C mm	D mm	E mm	F mm	G mm	H mm	I mm	J mm	$L_{max.}$ mm	M mm	N mm	Article no. System jaws
80	0 - 66	55	28	83	72	300	40	20	10	308	22	17	2 x **80 878 850** + **80 906 302**
125	0 - 42	60	40	100	98	320	68		17	347	38	28	2 x **80 878 550** + **80 906 306**
125	0 - 77	60	40	100	98	390	68		17	417	38	28	2 x **80 878 550** + **80 906 306**
125	0 - 112	60	40	100	98	460	68		17	487	38	28	2 x **80 878 550** + **80 906 306**
125	0 - 147	60	40	100	98	530	68		17	557	38	28	2 x **80 878 550** + **80 906 306**
125	0 - 182	60	40	100	98	600	68		17	627	38	28	2 x **80 878 550** + **80 906 306**
125	0 - 217	60	40	100	98	670	68		17	697	38	28	2 x **80 878 550** + **80 906 306**
125	0 - 252	60	40	100	98	740	68		17	767	38	28	2 x **80 878 550** + **80 906 306**

System jaws overview

Indexable jaw, grip 3 mm, movable

▲ Price per piece

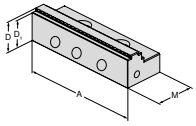

For vice width	A	A_1	D	D_1	D_2	E	M	M_1	M_2		NCG	H5G / -S / -Z	X5G-Z / -S	ESG 4	ESG 5	ESG mini	HDG 2	ZSG 4	ZSG mini	DSG 4	MSG 2	Verso	HSG
125	125		40	37			66			**80 901 303**				●	●					●			

Indexable jaw, grip 3 mm, movable

▲ Price per piece

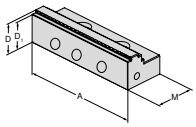

For vice width	A	A_1	D	D_1	D_2	E	M	M_1	M_2		NCG	H5G / -S / -Z	X5G-Z / -S	ESG 4	ESG 5	ESG mini	HDG 2	ZSG 4	ZSG mini	DSG 4	MSG 2	Verso	HSG
80	80		28	25			40			**80 878 810**				●	●			●		●			

Centre jaw, grip

▲ Price per piece

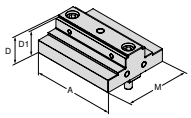

For vice width	A	A_1	D	D_1	D_2	E	M	M_1	M_2		NCG	H5G / -S / -Z	X5G-Z / -S	ESG 4	ESG 5	ESG mini	HDG 2	ZSG 4	ZSG mini	DSG 4	MSG 2	Verso	HSG
80	80		28	25			72			**80 906 300**										●			
125	125		40	37			98			**80 906 304**										●			

Centre jaw, smooth

▲ Price per piece

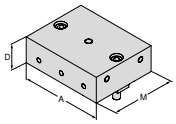

For vice width	A	A_1	D	D_1	D_2	E	M	M_1	M_2		NCG	H5G / -S / -Z	X5G-Z / -S	ESG 4	ESG 5	ESG mini	HDG 2	ZSG 4	ZSG mini	DSG 4	MSG 2	Verso	HSG
80	80		28				72			**80 906 301**										●			
125	125		40				98			**80 906 305**										●			

System jaws overview

Alu jaw, movable

▲ for producing shaped jaws
▲ Price per piece

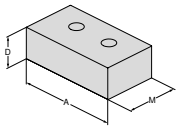



For vice width	A	A_1	D	D_1	D_2	E	M	M_1	M_2		NCG	H5G / -S / -Z	X5G-Z / -S	ESG 4	ESG 5	ESG mini	HDG 2	ZSG 4	ZSG mini	DSG 4	MSG 2	Verso	HSG
80	80		28				48			**80 878 850**				●	●			●		●			
125	125		40				68			**80 878 550**				●						●			

Centre jaw, Alu

▲ for producing shaped jaws
▲ Price per piece

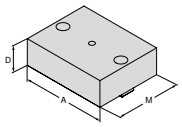

For vice width	A	A_1	D	D_1	D_2	E	M	M_1	M_2		NCG	H5G / -S / -Z	X5G-Z / -S	ESG 4	ESG 5	ESG mini	HDG 2	ZSG 4	ZSG mini	DSG 4	MSG 2	Verso	HSG
80	80		28				72			**80 906 302**										●			
125	125		40				98			**80 906 306**										●			

Block jaw, movable

▲ Price per piece

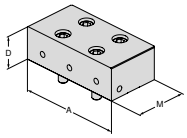

For vice width	A	A_1	D	D_1	D_2	E	M	M_1	M_2		NCG	H5G / -S / -Z	X5G-Z / -S	ESG 4	ESG 5	ESG mini	HDG 2	ZSG 4	ZSG mini	DSG 4	MSG 2	Verso	HSG
80	80		28				40			**80 901 31300**				●	●			●		●			
125	125		40				66			**80 901 31500**				●						●			

Pendulum jaw, movable

▲ Price per piece

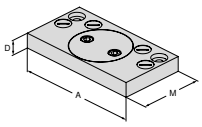

For vice width	A	A_1	D	D_1	D_2	E	M	M_1	M_2		NCG	H5G / -S / -Z	X5G-Z / -S	ESG 4	ESG 5	ESG mini	HDG 2	ZSG 4	ZSG mini	DSG 4	MSG 2	Verso	HSG
80	125		19				76			**80 878 870**				●				●		●			
125	180		22				95			**80 878 570**				●				●		●			

System jaws overview

Centre jaw adapter plate, fixed

▲ Price per piece

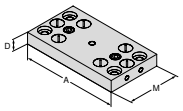

For vice width	A	A_1	D	D_1	D_2	E	M	M_1	M_2		NCG	H5G / -S / -Z	X5G-Z / -S	ESG 4	ESG 5	ESG mini	HDG 2	ZSG 4	ZSG mini	DSG 4	MSG 2	Verso	HSG
80	125		19				72			80 906 303										●			
125	180		22				98			80 906 307										●			

6 function indexable jaw

▲ 1 = Smooth, carbide coated
▲ 2 = Grip with 3 mm step
▲ 3 = Grip with 8 mm step
▲ 4 = Grip with 18 mm step
▲ 5 = Rough grip with 8 mm step
▲ 6 = Round grip
▲ M_{max} = 60 Nm
▲ Including fixation screws

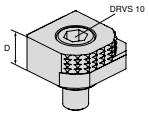



For vice width	A	A_1	D	D_1	D_2	E	M	M_1	M_2		NCG	H5G / -S / -Z	X5G-Z / -S	ESG 4	ESG 5	ESG mini	HDG 2	ZSG 4	ZSG mini	DSG 4	MSG 2	Verso	HSG
			18							80 892 246	●	●	●	●		●		●		●		●	

6x indexable jaw, carbide grip

▲ 1 = Smooth
▲ 2 = Carbide grip
▲ 3 = Carbide grip with 3 mm step
▲ 4 = Carbide grip with 8 mm step
▲ 5 = Round carbide grip with 8 mm step
▲ 6 = Round carbide grip
▲ Incl. fixing screws

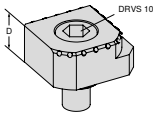



For vice width	A	A_1	D	D_1	D_2	E	M	M_1	M_2		NCG	H5G / -S / -Z	X5G-Z / -S	ESG 4	ESG 5	ESG mini	HDG 2	ZSG 4	ZSG mini	DSG 4	MSG 2	Verso	HSG
			18							80 890 35300	●	●	●	●		●		●		●		●	

System accessories overview

Plastic protection plugs

DSG 4

G	80 906 ...
M10x12	500



Single and multiple vices

Vertical, internal teeth as protection against damage. Smooth workpiece support. Optimum utilisation of the machine capacity. Modular principle, also suitable for plate clamping up to 50 kN.

Your benefits:

- ▲ Plate and large part clamping
- ▲ Workpiece support on smooth surface
- ▲ Ergonomic adjustable jaws
- ▲ Quick changeover
- ▲ Clamping rails can be extended with overarching connecting element

MSG 2 – Fast setup and easy clamping for large workpieces

Using stop jaws and MSG 2 base bodies with reversible-adjusting jaws workpieces which are approximately the size of the table can be clamped with up to 50 kN clamping force quickly and safely.

Clamping force:

Standard multiple vice range

Extended range only for single vice

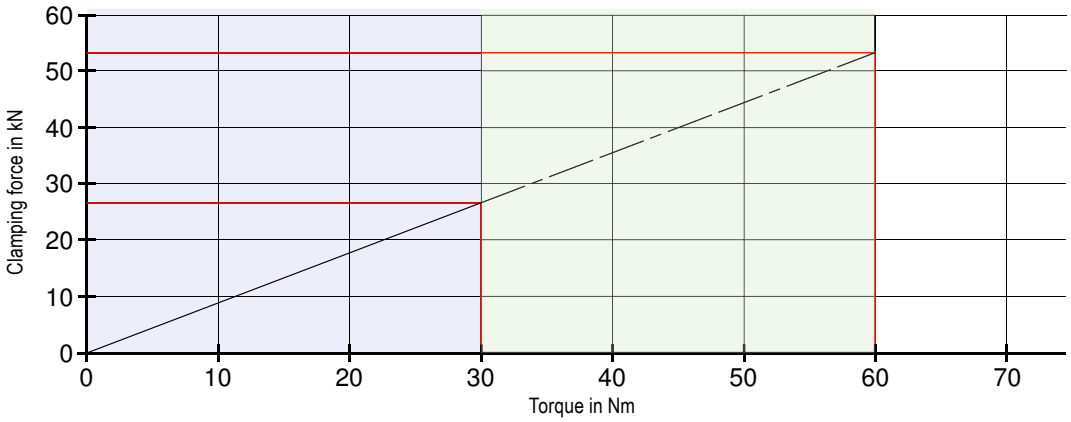

Maximum clamping force with **Multi vice** for MSG 2 40, 65 and 90 mm. 27 kN per tie point corresponding to 30 Nm tightening force.

Maximum clamping force with **single vice** for MSG 2 40, 65 and 90 mm. 50 kN corresponding to 60 Nm tightening force.

PolyClamp – MSG 2

- ▲ Multiple clamping base body 65 mm
- ▲ with internal teeth
- ▲ for single and multi-clamping
- ▲ Intermediate plate for mounting with MNG possible

MSG 2

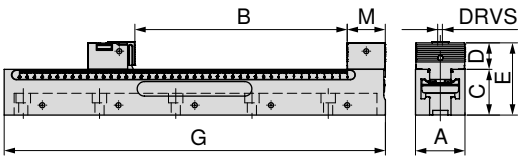

A mm	B mm	C -0.01 mm	D mm	E mm	G mm	M mm	DRVS mm	MXC kN	WT kg	80 887 ...
65	7 - 108	60	34,8	94,8	220	50	8	0 - 50	4,1	**226**
65	7 - 208	60	34,8	94,8	320	50	8	0 - 50	5,7	**326**
65	7 - 288	60	34,8	94,8	400	50	8	0 - 50	7,3	**406**
65	7 - 388	60	34,8	94,8	500	50	8	0 - 50	9,2	**506**
65	7 - 538	60	34,8	94,8	650	50	8	0 - 50	11,8	**656**

Vice guide

Underside Dimensions	126	Structural dimension tables for the different jaws	127
System accessories	128–131	General accessories	181–201

PolyClamp – MSG 2

- ▲ Multiple clamping base body 90 mm
- ▲ with internal teeth
- ▲ for single and multi-clamping
- ▲ Intermediate plate for mounting with MNG possible

MSG 2

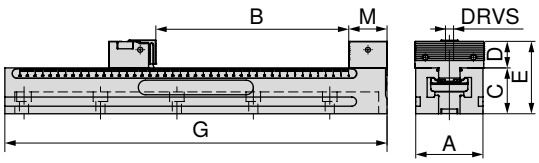

80 887 ...

A mm	B mm	C -0.01 mm	D mm	E mm	G mm	M mm	DRVS mm	MXC kN	WT kg	
90	7 - 288	60	34,8	94,8	400	50	8	0 - 50	10,5	**409**
90	7 - 388	60	34,8	94,8	500	50	8	0 - 50	13,2	**509**
90	7 - 488	60	34,8	94,8	600	50	8	0 - 50	15,9	**609**
90	7 - 538	60	34,8	94,8	650	50	8	0 - 50	16,9	**659**

Stop jaw, fixed

- ▲ for clamping of large plates and workpieces
- ▲ Price per piece

MSG 2

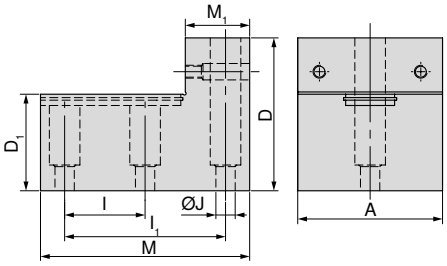

80 888 ...

A mm	D mm	D_1 mm	I ±0,015 mm	I_1 ±0,015 mm	J F7 mm	M mm	M_1 mm	
65	95	60	50	100	12	130	40	**655**
90	95	60	50	100	12	130	40	**905**

Vice guide

Underside Dimensions	126	Structural dimension tables for the different jaws	127
System accessories	128–131	General accessories	181–201

17

MSG 2 underside dimensions

Base width 65 mm and length 220 mm

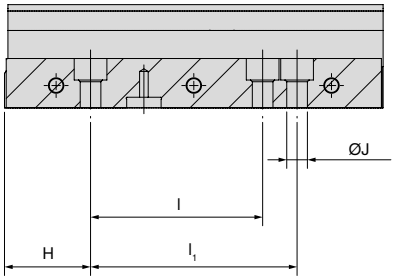

H ±0,02 mm	l ±0,02 mm	l1 ±0,02 mm	J F7 mm
50	100	120	12

Base width 65 mm and 90 mm, length 500 mm

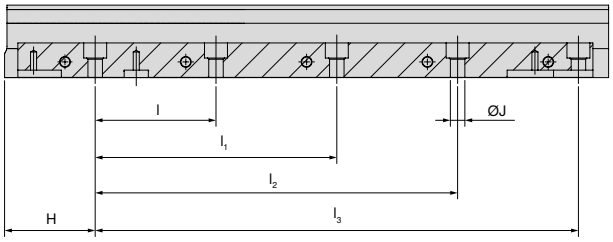

H ±0,02 mm	l ±0,02 mm	l1 ±0,02 mm	l2 ±0,02 mm	l3 ±0,02 mm	J F7 mm
75	100	200	300	400	12

Base width 65 mm and length 320 mm

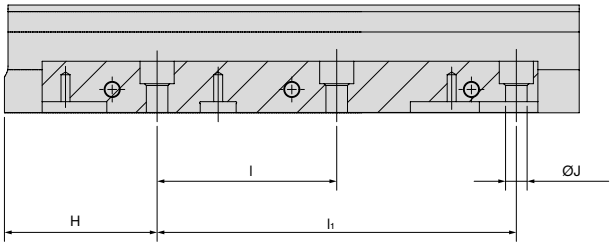

H ±0,02 mm	l ±0,02 mm	l1 ±0,02 mm	J F7 mm
85	100	200	12

Base width 90 mm and length 600 mm

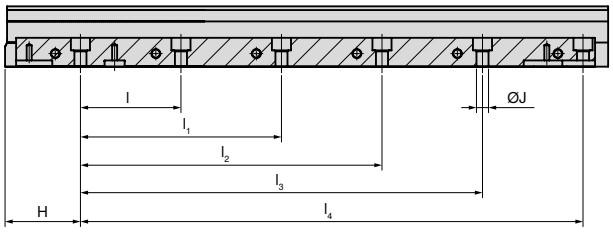

H ±0,02 mm	l ±0,02 mm	l1 ±0,02 mm	l2 ±0,02 mm	l3 ±0,02 mm	l4 ±0,02 mm	J F7 mm
75	100	200	300	400	500	12

Base width 65 mm and 90 mm, length 400 mm

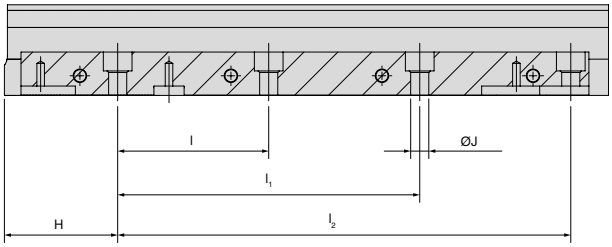

H ±0,02 mm	l ±0,02 mm	l1 ±0,02 mm	l2 ±0,02 mm	J F7 mm
75	100	200	300	12

Base width 65 mm and 90 mm, length 650 mm

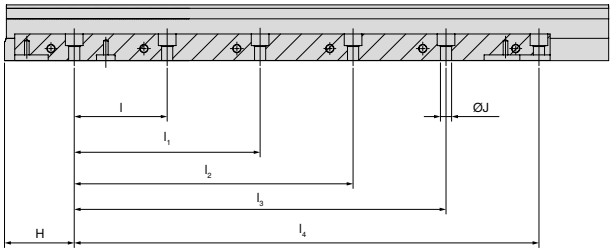

H ±0,02 mm	l ±0,02 mm	l1 ±0,02 mm	l2 ±0,02 mm	l3 ±0,02 mm	l4 ±0,02 mm	J F7 mm
75	100	200	300	400	500	12

MSG 2 structural dimension table for the different jaws

The spans are valid for use when using adjustment jaws without jaws and can therefore be reduced depending on the application.

Clamping with fixed and adjustable jaws

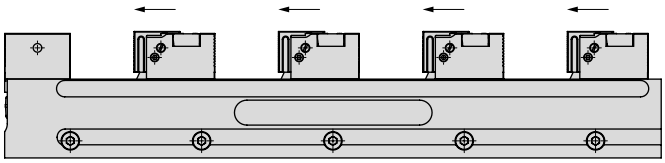

MSG 2	Standard multiple vice range							
	1	2	3	4	5	6	7	8
220	108	23						
320	208	73	28	5				
400	288	113	54	25	8			
500	388	163	88	50	28	13		
600	488	213	121	75	48	29	16	
650	538	238	138	88	58	38	23	

Clamping with fixed jaw, intermediate jaws incl. top jaws and one adjustable jaw

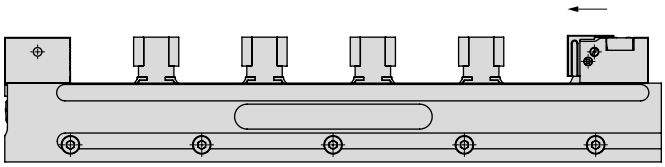

MSG 2	Standard multiple vice range									
	1	2	3	4	5	6	7	8	9	10
220	108	36	12							
320	208	87	45	25	13	5				
400	288	126	72	45	29	18	11	5		
500	388	176	106	70	49	35	25	17	11	7
600	488	226	139	95	69	52	39	30	23	17
650	538	251	155	108	79	60	46	36	28	22

Clamping with fixed and wedge jaws

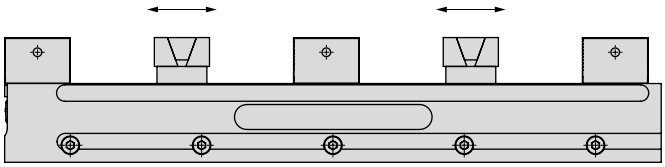

MSG 2	Standard multiple vice range				
	2	4	6	8	10
220	39	-	-	-	-
320	89	22	-	-	-
400	129	42	12	-	-
500	179	67	29	10	-
600	229	92	46	23	9
650	254	104	54	29	14

Clamping with fixed, adjustable and base jaws with guide

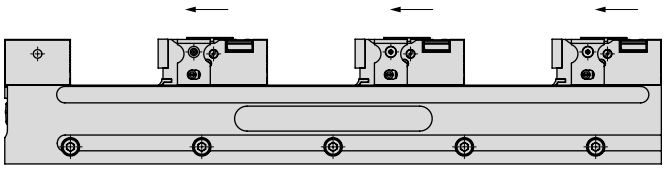

MSG 2	Standard multiple vice range					
	1	2	3	4	5	6
220	86	-	-	-	-	-
320	186	51	6	-	-	-
400	266	91	33	4	-	-
500	366	141	66	29	6	-
600	466	191	99	54	26	8
650	516	216	116	66	36	16

System jaws overview

Reversible jaw set, short

- ▲ with indexing teeth
- ▲ profiled clamping surfaces
- ▲ Price per piece

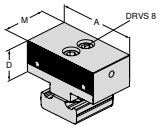

For vice width	A	A_1	D	D_1	D_2	E	M	M_1	M_2		NCG	H5G / -S / -Z	X5G-Z / -S	ESG 4	ESG 5	ESG mini	HDG 2	ZSG 4	ZSG mini	DSG 4	MSG 2	Verso	HSG
65	40		34,8				50			**80 888 401**											●		
65	65		34,8				50			**80 888 651**											●		
90	90		34,8				50			**80 888 901**											●		

Reversible adjustable jaw profiled

- ▲ for workpiece clamping and positioning of the next workpiece
- ▲ 4 mm stroke
- ▲ suitable for 65 and 90 mm width
- ▲ price per piece

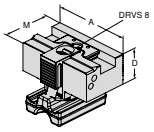

For vice width	A	A_1	D	D_1	D_2	E	M	M_1	M_2		NCG	H5G / -S / -Z	X5G-Z / -S	ESG 4	ESG 5	ESG mini	HDG 2	ZSG 4	ZSG mini	DSG 4	MSG 2	Verso	HSG
65	40		34,8				61,5			**80 888 403**											●		
65	65		34,8				61,5			**80 888 653**											●		
90	90		34,8				61,5			**80 888 903**											●		

Reversible adjustable jaw with a pyramid profile

- ▲ for workpiece clamping and positioning of the next workpiece
- ▲ 4 mm stroke
- ▲ suitable for 65 and 90 mm width
- ▲ price per piece

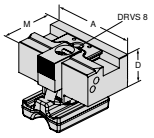

For vice width	A	A_1	D	D_1	D_2	E	M	M_1	M_2		NCG	H5G / -S / -Z	X5G-Z / -S	ESG 4	ESG 5	ESG mini	HDG 2	ZSG 4	ZSG mini	DSG 4	MSG 2	Verso	HSG
65	40		34,8				61,5			**80 888 404**											●		
65	65		34,8				61,5			**80 888 654**											●		
90	90		34,8				61,5			**80 888 904**											●		

Wedge jaw

- ▲ with grip clamping surface
- ▲ 5.5 mm stroke
- ▲ including support and clamp
- ▲ Price per piece

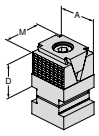

For vice width	A	A_1	D	D_1	D_2	E	M	M_1	M_2		NCG	H5G / -S / -Z	X5G-Z / -S	ESG 4	ESG 5	ESG mini	HDG 2	ZSG 4	ZSG mini	DSG 4	MSG 2	Verso	HSG
65	40		35				40			**80 888 408**											●		

System jaws overview

Wedge jaw

- ▲ with a smooth clamping surface
- ▲ 5.5 mm stroke
- ▲ including support and clamp
- ▲ Price per piece

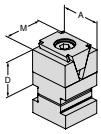

For vice width	A	A_1	D	D_1	D_2	E	M	M_1	M_2		NCG	H5G / -S / -Z	X5G-Z / -S	ESG 4	ESG 5	ESG mini	HDG 2	ZSG 4	ZSG mini	DSG 4	MSG 2	Verso	HSG
	40		35				40			**80 888 405**											●		

Wedge jaw

- ▲ with a smooth clamping surface and 2 M4 + 1x M6 threaded holes
- ▲ 5.5 mm stroke
- ▲ including support and clamp
- ▲ Price per piece

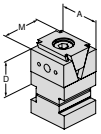

For vice width	A	A_1	D	D_1	D_2	E	M	M_1	M_2		NCG	H5G / -S / -Z	X5G-Z / -S	ESG 4	ESG 5	ESG mini	HDG 2	ZSG 4	ZSG mini	DSG 4	MSG 2	Verso	HSG
65	40		35				40			**80 888 407**											●		

Wedge grip jaw, 3 mm

- ▲ including support and clamp
- ▲ Price per piece

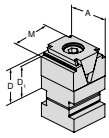

For vice width	A	A_1	D	D_1	D_2	E	M	M_1	M_2		NCG	H5G / -S / -Z	X5G-Z / -S	ESG 4	ESG 5	ESG mini	HDG 2	ZSG 4	ZSG mini	DSG 4	MSG 2	Verso	HSG
65	40		35	32			40			**80 888 51000**											●		

Jaw, grip

- ▲ Price per piece

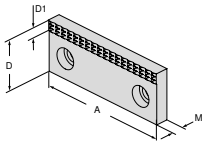

For vice width	A	A_1	D	D_1	D_2	E	M	M_1	M_2		NCG	H5G / -S / -Z	X5G-Z / -S	ESG 4	ESG 5	ESG mini	HDG 2	ZSG 4	ZSG mini	DSG 4	MSG 2	Verso	HSG
65	40		35	7			10			**80 889 406**											●		
65	65		35	7			10			**80 889 656**											●		
90	90		35	7			10			**80 889 906**									●		●		

Jaw, soft

- ▲ Material: 16MnCr5
- ▲ Price per piece

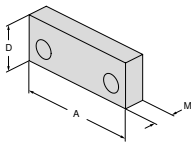

For vice width	A	A_1	D	D_1	D_2	E	M	M_1	M_2		NCG	H5G / -S / -Z	X5G-Z / -S	ESG 4	ESG 5	ESG mini	HDG 2	ZSG 4	ZSG mini	DSG 4	MSG 2	Verso	HSG
65	40		35				16			**80 889 407**											●		
65	65		35				16			**80 889 657**											●		
90	90		35				16			**80 889 907**									●		●		

17

System jaws overview

Top jaw with guide

▲ for clamping without pull down effect
▲ minimum clamping depth of 2.5 mm
▲ Price per piece

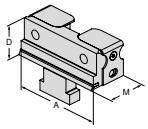

For vice width	A	A_1	D	D_1	D_2	E	M	M_1	M_2		NCG	H5G / -S / -Z	X5G-Z / -S	ESG 4	ESG 5	ESG mini	HDG 2	ZSG 4	ZSG mini	DSG 4	MSG 2	Verso	HSG
65	40		34,8				39			**80 888 406**											●		
65	65		34,8				39			**80 888 656**											●		
90	90		34,8				39			**80 888 906**											●		

Top jaw with spring

▲ One click location
▲ for clamping without pull down effect
▲ minimum clamping depth of 10 mm
▲ Price per piece

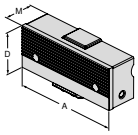

For vice width	A	A_1	D	D_1	D_2	E	M	M_1	M_2		NCG	H5G / -S / -Z	X5G-Z / -S	ESG 4	ESG 5	ESG mini	HDG 2	ZSG 4	ZSG mini	DSG 4	MSG 2	Verso	HSG
65	66		35,8				26			**80 888 607**											●		
90	92		35,8				26			**80 888 907**											●		

Jaw, narrow profiled

▲ Price per piece

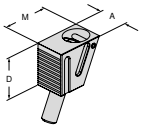

For vice width	A	A_1	D	D_1	D_2	E	M	M_1	M_2		NCG	H5G / -S / -Z	X5G-Z / -S	ESG 4	ESG 5	ESG mini	HDG 2	ZSG 4	ZSG mini	DSG 4	MSG 2	Verso	HSG
40 / 65 / 90	22		31				35,3			**80 888 002**											●		

Jaw, narrow with pyramid profile

▲ Price per piece

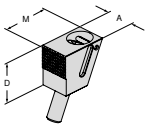

For vice width	A	A_1	D	D_1	D_2	E	M	M_1	M_2		NCG	H5G / -S / -Z	X5G-Z / -S	ESG 4	ESG 5	ESG mini	HDG 2	ZSG 4	ZSG mini	DSG 4	MSG 2	Verso	HSG
40 / 65 / 90	22		31				36,3			**80 888 004**											●		

Central jaw for clamping multiples and single piece machining

▲ hardened, pivoting
▲ for holding various top jaws
▲ price per piece

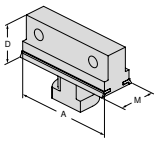

For vice width	A	A_1	D	D_1	D_2	E	M	M_1	M_2		NCG	H5G / -S / -Z	X5G-Z / -S	ESG 4	ESG 5	ESG mini	HDG 2	ZSG 4	ZSG mini	DSG 4	MSG 2	Verso	HSG
65	65		35				27			**80 888 658**											●		
90	90		35				27			**80 888 908**											●		

System accessories overview

Joint

▲ to connect 2 basic bodies

MSG 2

80 889 ...	
	002

Adjustable stop with basic body

▲ for vibration damping

MSG 2



H mm	80 888 ...
16	51100

Cover

▲ Stainless steel, cut to size

MSG 2

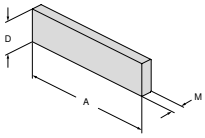

A mm	D mm	M mm	80 889 ...
440	32	0,7	001

Support

▲ for vibration damping

MSG 2



H mm	80 888 ...
9 (25)	51200
14 (30)	51300

MNG-Intermediate plate for MSG 2

Scope of supply:

Plate including mounting accessories

MSG 2

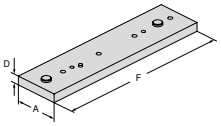

for width mm	A mm	D mm	F mm	80 887 ...
65 / 90	100	20	400	400
65 / 90	100	20	500	500
90	100	20	600	600
65 / 90	100	20	650	650

Adjustable support



The adjustable support is used for stabilisation and vibration damping of large and also long workpieces. The workpiece is placed on workpiece supports and also supported with the adjustable support which damps vibrations. The adjustable support is available in a height of 16 mm. Overall heights of 25 mm and 30 mm can be reached with additional supports of height 9 mm and 14 mm.

Adjustable support **A** with support H = 9 mm **B** (total H = 25 mm). The workpiece rests on the workpiece supports **C** with H = 25 mm and is also supported with the adjustable support (total H = 25 mm) which damps vibrations.



The all-rounder for workpiece clamping

The new multiple vice enables you to easily clamp many small and large workpieces on a 3-, 4-, or 5-axis machine. Even slimmer jaws have further increased the part thickness.

Your benefits:

- ▲ Hardened and ground teeth ensure the highest level of precision and dimensional stability
- ▲ Fast jaw changeover system for fixed and adjustable jaws
- ▲ Full modular range for all types of machining centres
- ▲ Multi-clamping with wedge grip elements
- ▲ Extensive modular system jaw range
- ▲ Simple clamping bar extension with connecting element

Clamping/aligning:

Using T-slots or screws
Alignment in the T-slot (14, 16, 18 mm) with the matching alignment set for T-slots. For 12 mm T-slot: use two Ø 12 cylinder pins.

Using clamping claws
Alignment set and clamping using clamping claws attached at the side.

Using grid holes
Position and fasten the workpieces using two Ø12f7 / M12 dowel screws in the first and last holes of the clamping bar. Additional fastening using M12 cylindrical screws in the remaining holes.

Clamping/aligning:

With a zero point clamping system
The clamping bar is equipped with MNG interfaces that enable MNG clamping bolts to be attached (up to a base body length of 500 mm = 2 clamping bolts / from 600 mm upwards = 3 clamping bolts).

Clamping force:

Verso tightening torque/clamping force

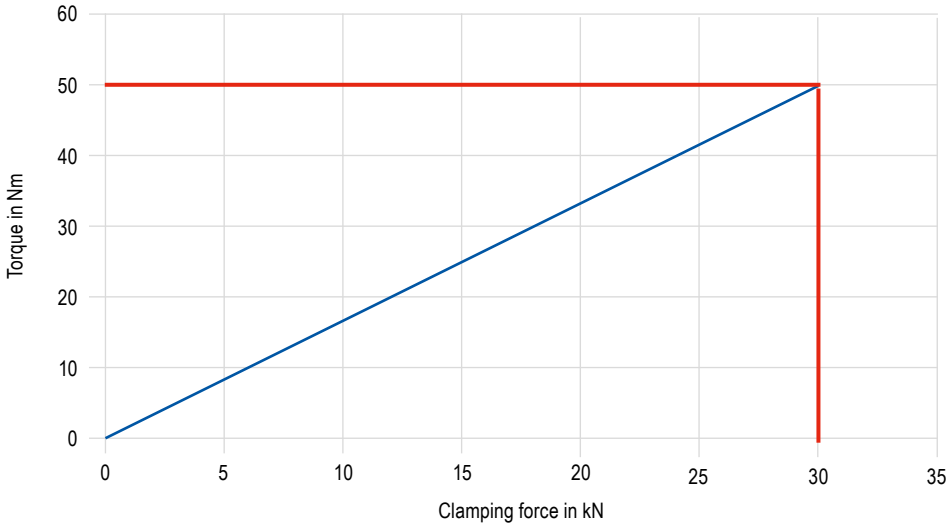

Quick jaw change for fixed and adjustable jaws

The Verso multiple vice is equipped with a quick jaw change system as standard. Simply use the two screws to release, remove or reposition the fixed and adjustable jaw. The jaws are removed in an upwards direction, allowing each jaw to be removed individually, without taking out any others. This reduces the set-up time significantly.

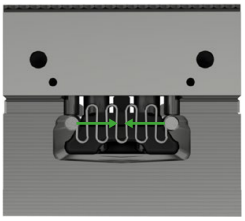

Release position

Undo screws

Take off and insert

Tighten screws

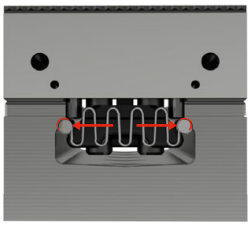

Clamping position

17

Quick jaw change

The fixed and adjustable jaws of the Verso multiple vice system are equipped with a quick jaw change system as standard. Two screws can be used to release and change the jaw, making jaw changes extremely quick.



1. Pull-down jaw, grip
2. Parallel clamping jaw
3. Pendulum jaw grip with pull-down action

Connecting the clamping bars

A connecting element allows two or more Verso clamping bars to be combined with one another or extended.

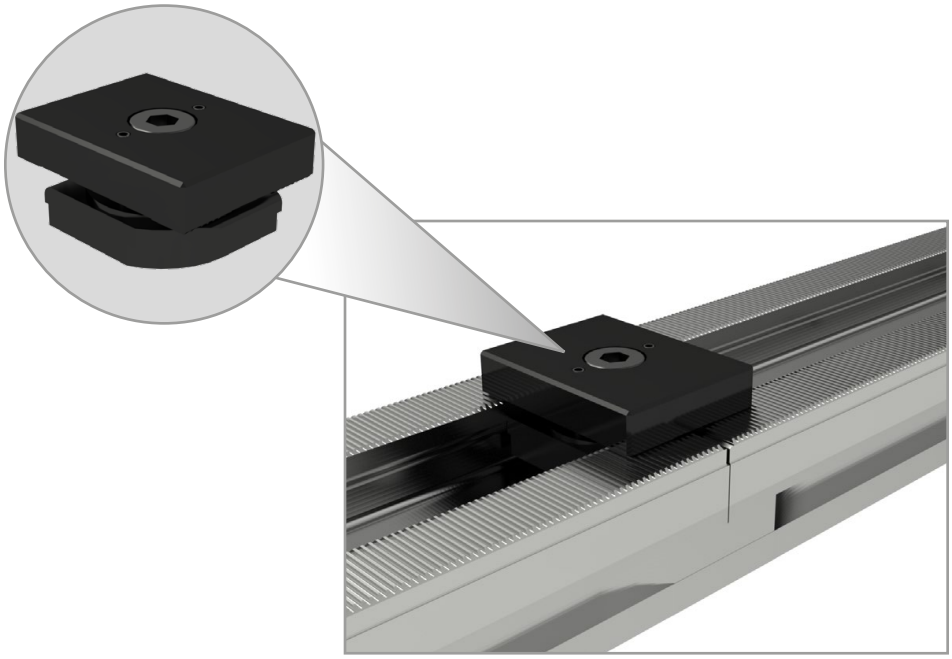

PolyClamp – Verso

- ▲ For single and multi-clamping
- ▲ Multi-clamping with wedge grip elements
- ▲ Workpieces can be clamped on 3-, 4- or 5-axis machine
- ▲ Adapter plates for MNG available

Scope of supply:
Body without jaws

Verso

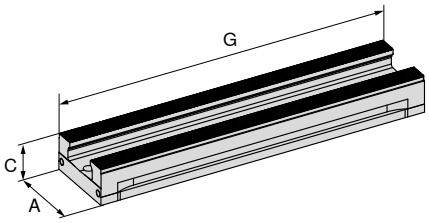

NEW

A mm	C -0.01 mm	G mm	MXC kN	WT kg	80 914 ...
90	45	260	0 - 50	5,0	**09000**
90	45	400	0 - 50	7,7	**09100**
90	45	500	0 - 50	9,6	**09200**
90	45	600	0 - 50	11,5	**09300**
90	45	650	0 - 50	12,5	**09400**

Verso – Structural dimension table

Clamping rail

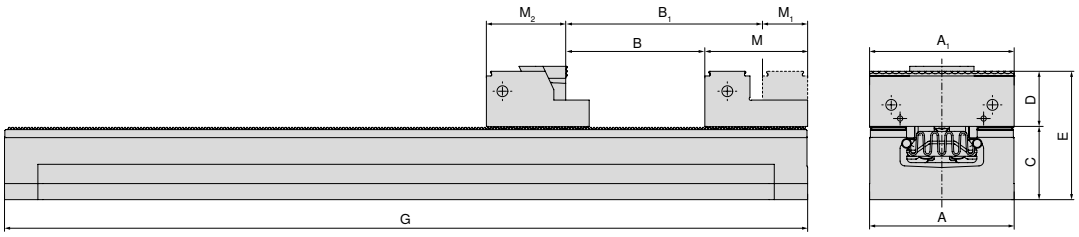

A mm	A_1 mm	B mm	B_1 mm	C mm	D mm	E mm	G mm	M mm	M_1 mm	M_2
90	40 / 65 / 90	145	181	45	35	80	260	64	28	53,5
90	40 / 65 / 90	285	321	45	35	80	400	64	28	53,5
90	40 / 65 / 90	385	421	45	35	80	500	64	28	53,5
90	40 / 65 / 90	485	521	45	35	80	600	64	28	53,5
90	40 / 65 / 90	535	571	45	35	80	650	64	28	53,5

When using the 90 mm pendulum jaw grip and parallel clamping jaws, dimensions B, B_1 and M_2 will differ.

Vice guide

Underside Dimensions	136	Overview of clamping ranges	137
System accessories	138–144	General accessories	181–201

Verso underside dimensions

Base width 90 mm and length 260 mm

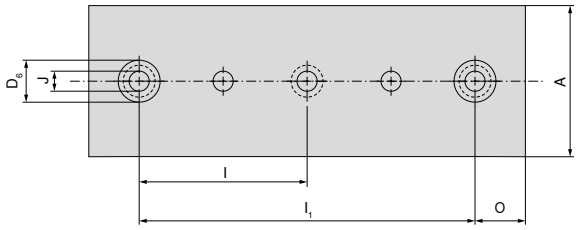

A mm	$D_{6\ H7}$ mm	$I_{\pm0,015}$ mm	$I_{1\ \pm0,015}$ mm	J_{F7} mm	$O_{\pm0,015}$ mm
90	25	100	200	12	30

Base width 90 mm and length 600 mm

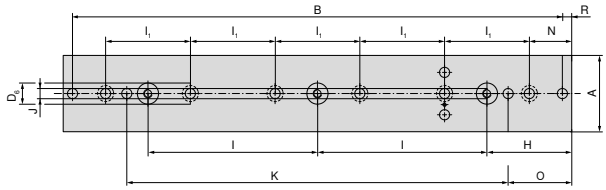

A mm	B mm	$D_{6\ H7}$ mm	$H_{\pm0,015}$ mm	$I_{\pm0,015}$ mm	$I_{1\ \pm0,015}$ mm	J_{F7} mm	$K_{\pm0,015}$ mm	N mm	$O_{\pm0,015}$ mm	R mm
90	578	25	100	200	100	12	450	50	75	11

Base width 90 mm and length 400 mm

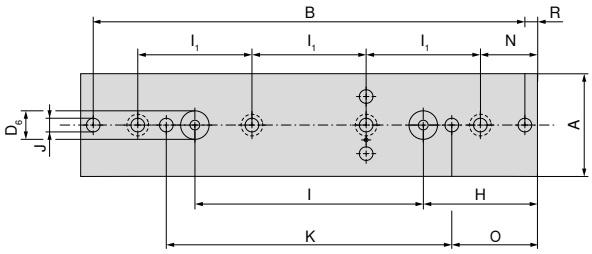

A mm	B mm	$D_{6\ H7}$ mm	$H_{\pm0,015}$ mm	$I_{\pm0,015}$ mm	$I_{1\ \pm0,015}$ mm	J_{F7} mm	$K_{\pm0,015}$ mm	N mm	$O_{\pm0,015}$ mm	R mm
90	378	25	100	200	100	12	250	50	75	11

Base width 90 mm and length 650 mm

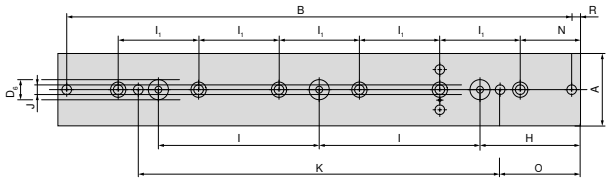

A mm	B mm	$D_{6\ H7}$ mm	$H_{\pm0,015}$ mm	$I_{\pm0,015}$ mm	$I_{1\ \pm0,015}$ mm	J_{F7} mm	$K_{\pm0,015}$ mm	N mm	$O_{\pm0,015}$ mm	R mm
90	628	25	125	200	100	12	450	75	100	11

Base width 90 mm and length 500 mm

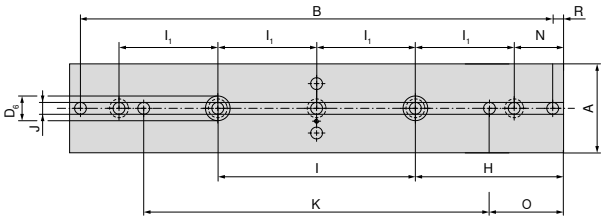

A mm	B mm	$D_{6\ H7}$ mm	$H_{\pm0,015}$ mm	$I_{\pm0,015}$ mm	$I_{1\ \pm0,015}$ mm	J_{F7} mm	$K_{\pm0,015}$ mm	N mm	$O_{\pm0,015}$ mm	R mm
90	478	25	150	200	100	12	350	50	75	11

Verso – Overview of clamping ranges

The clamping range shows the max. workpiece size depending on the number of clamping points for the individual clamping bar lengths.

Adjustable jaws with 40 mm pull-down jaw grip

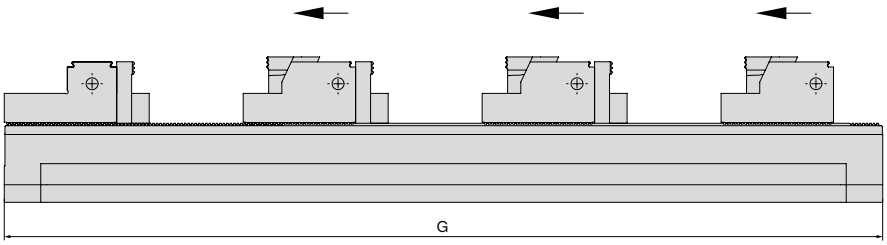

G mm	Number of workpieces 1	2	3	4	5	6	7	Article no. Vices
260	134	36	–	–	–	–	–	**80 914 09000**
400	274	106	50	22	–	–	–	**80 914 09100**
500	374	156	82	45	24	–	–	**80 914 09200**
600	474	206	116	72	44	26	–	**80 914 09300**
650	524	230	135	84	54	34	20	**80 914 09400**

Adjustable jaws with parallel clamping jaws

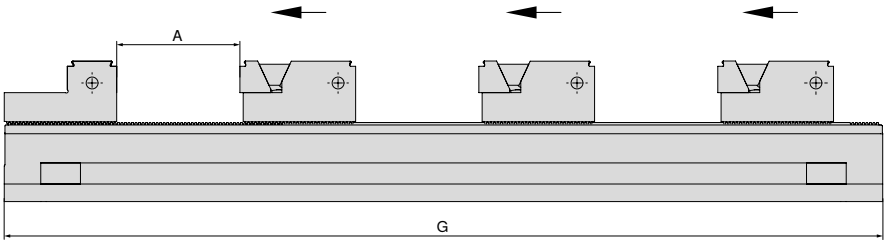

G mm	Number of workpieces 1 A	2 A	3 A	4 A	5 A	6 A	7 A	8 A	9 A	Article no. Vices
260	175	59	–	–	–	–	–	–	–	**80 914 09000**
400	315	129	67	27	10	–	–	–	–	**80 914 09100**
500	415	179	100	61	30	15	–	–	–	**80 914 09200**
600	515	229	133	86	57	32	19	10	–	**80 914 09300**
650	565	254	150	98	67	46	26	16	8	**80 914 09400**

With wedge grip elements

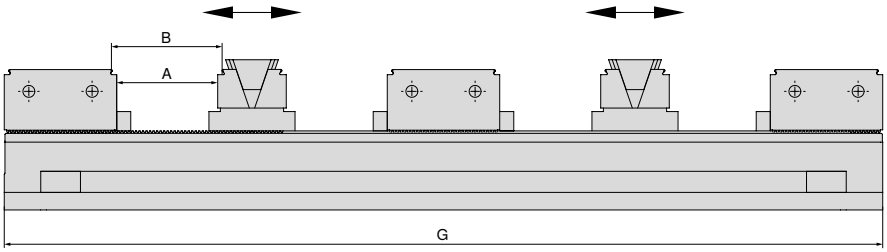

G mm	Number of workpieces 2 A	2 B	4 A	4 B	6 A	6 B	8 A	8 B	Article no. Vices
260	45	50	–	–	–	–	–	–	**80 914 09000**
400	115	120	31	36	–	–	–	–	**80 914 09100**
500	165	170	56	61	19	24	–	–	**80 914 09200**
600	215	220	81	86	36	41	14	19	**80 914 09300**
650	240	245	93	98	44	49	20	25	**80 914 09400**

System jaws overview

Stop jaw, fixed, grip 2,9 mm

▲ Price per piece

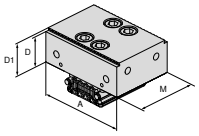

For vice width	A	A_1	D	D_1	D_2	E	M	M_1	M_2		NEW NCG	H5G / -S / -Z	X5G-Z / -S	ESG 4	ESG 5	ESG mini	HDG 2	ZSG 4	ZSG mini	DSG 4	MSG 2	Verso	HSG
90	90		32	34,9			64			**80 914 31800**												●	

Indexable jaw, fixed, smooth

▲ Price per piece

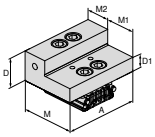

For vice width	A	A_1	D	D_1	D_2	E	M	M_1	M_2		NEW NCG	H5G / -S / -Z	X5G-Z / -S	ESG 4	ESG 5	ESG mini	HDG 2	ZSG 4	ZSG mini	DSG 4	MSG 2	Verso	HSG
90	90		34,9	17			64	35,9	28,1	**80 914 32000**												●	

Stop jaw, fixed, grip 2,9 mm

▲ Price per piece

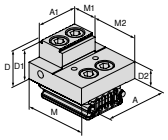

For vice width	A	A_1	D	D_1	D_2	E	M	M_1	M_2		NEW NCG	H5G / -S / -Z	X5G-Z / -S	ESG 4	ESG 5	ESG mini	HDG 2	ZSG 4	ZSG mini	DSG 4	MSG 2	Verso	HSG
90	65		34,9	32	17		64	28,1	35,9	**80 914 31100**												●	
90	65	40	34,9	32	17		64	28,1	35,9	**80 914 31000**												●	
90	90		34,9	32	17		64	28,1	35,9	**80 914 31200**												●	

Reversible adjustable jaw profiled, grip 2,9 mm

▲ Price per piece

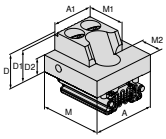

For vice width	A	A_1	D	D_1	D_2	E	M	M_1	M_2		NEW NCG	H5G / -S / -Z	X5G-Z / -S	ESG 4	ESG 5	ESG mini	HDG 2	ZSG 4	ZSG mini	DSG 4	MSG 2	Verso	HSG
90	65		34,9	32	17		64	42	22	**80 914 31400**												●	
90	65	40	34,9	32	17		64	42	22	**80 914 31300**												●	
90	90		34,9	32	17		64	42	22	**80 914 31500**												●	

Reversible adjustable jaw, smooth

▲ Price per piece

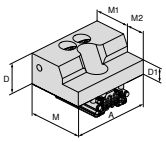

For vice width	A	A_1	D	D_1	D_2	E	M	M_1	M_2		NEW NCG	H5G / -S / -Z	X5G-Z / -S	ESG 4	ESG 5	ESG mini	HDG 2	ZSG 4	ZSG mini	DSG 4	MSG 2	Verso	HSG
90	90		34,9	17			64	42	22	**80 914 31600**												●	

System jaws overview

Reversible adjustable jaw, high

▲ Price per piece

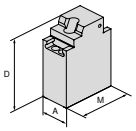

For vice width	A	A_1	D	D_1	D_2	E	M	M_1	M_2		NEW NCG	H5G / -S / -Z	X5G-Z / -S	ESG 4	ESG 5	ESG mini	HDG 2	ZSG 4	ZSG mini	DSG 4	MSG 2	Verso	HSG
90	65		165				124			80 914 31700												●	

Prismatic jaw, smooth, grip 2,9 mm

▲ Price per piece

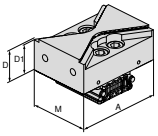

For vice width	A	A_1	D	D_1	D_2	E	M	M_1	M_2		NEW NCG	H5G / -S / -Z	X5G-Z / -S	ESG 4	ESG 5	ESG mini	HDG 2	ZSG 4	ZSG mini	DSG 4	MSG 2	Verso	HSG
90	90		34,9	32			64			80 914 31900												●	

Wedge jaw

▲ Price per piece

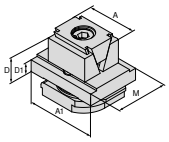

For vice width	A	A_1	D	D_1	D_2	E	M	M_1	M_2		NEW NCG	H5G / -S / -Z	X5G-Z / -S	ESG 4	ESG 5	ESG mini	HDG 2	ZSG 4	ZSG mini	DSG 4	MSG 2	Verso	HSG
90	40	65	35	11			49			80 914 32100												●	
90	40	65	39	11			49			80 914 32400												●	

Wedge grip jaw

▲ Price per piece

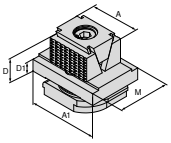

For vice width	A	A_1	D	D_1	D_2	E	M	M_1	M_2		NEW NCG	H5G / -S / -Z	X5G-Z / -S	ESG 4	ESG 5	ESG mini	HDG 2	ZSG 4	ZSG mini	DSG 4	MSG 2	Verso	HSG
90	40	65	35	11			49			80 914 32200												●	
90	40	65	39	11			49			80 914 32500												●	

Wedge grip jaw, 3 mm

▲ Price per piece

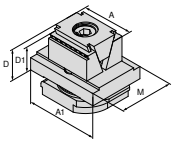

For vice width	A	A_1	D	D_1	D_2	E	M	M_1	M_2		NEW NCG	H5G / -S / -Z	X5G-Z / -S	ESG 4	ESG 5	ESG mini	HDG 2	ZSG 4	ZSG mini	DSG 4	MSG 2	Verso	HSG
90	40	65	35	32			49			80 914 32300												●	

17

System jaws overview

Base jaw

▲ Price per piece

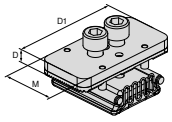

For vice width	A	A_1	D	D_1	D_2	E	M	M_1	M_2		NEW	NCG	H5G / -S / -Z	X5G-Z / -S	ESG 4	ESG 5	ESG mini	HDG 2	ZSG 4	ZSG mini	DSG 4	MSG 2	Verso	HSG
90			9,1	80			40				80 914 34100												●	

Soft Alu-jaw

▲ Price per piece

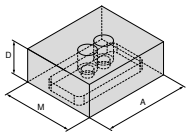

For vice width	A	A_1	D	D_1	D_2	E	M	M_1	M_2		NEW	NCG	H5G / -S / -Z	X5G-Z / -S	ESG 4	ESG 5	ESG mini	HDG 2	ZSG 4	ZSG mini	DSG 4	MSG 2	Verso	HSG
90	90		34,9				75				80 914 34200												●	

Pull-down jaw, grip

▲ Price per piece

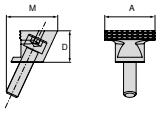

For vice width	A	A_1	D	D_1	D_2	E	M	M_1	M_2		NEW	NCG	H5G / -S / -Z	X5G-Z / -S	ESG 4	ESG 5	ESG mini	HDG 2	ZSG 4	ZSG mini	DSG 4	MSG 2	Verso	HSG
90	40		25				41				80 914 32600												●	

Pull-down jaw, grip – round

▲ Price per piece

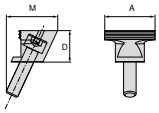

For vice width	A	A_1	D	D_1	D_2	E	M	M_1	M_2		NEW	NCG	H5G / -S / -Z	X5G-Z / -S	ESG 4	ESG 5	ESG mini	HDG 2	ZSG 4	ZSG mini	DSG 4	MSG 2	Verso	HSG
90	40		25				41				80 914 32700												●	

Parallel clamping jaw, grip – round

▲ Price per piece

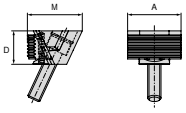

For vice width	A	A_1	D	D_1	D_2	E	M	M_1	M_2		NEW	NCG	H5G / -S / -Z	X5G-Z / -S	ESG 4	ESG 5	ESG mini	HDG 2	ZSG 4	ZSG mini	DSG 4	MSG 2	Verso	HSG
90	40		25				41				80 914 32800												●	

System jaws overview

Parallel clamping jaw

▲ Price per piece

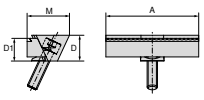

For vice width	A	A_1	D	D_1	D_2	E	M	M_1	M_2	NEW	NCG	H5G / -S / -Z	X5G-Z / -S	ESG 4	ESG 5	ESG mini	HDG 2	ZSG 4	ZSG mini	DSG 4	MSG 2	Verso	HSG
90	40		25	22			41			80 914 32900												●	
90	65		25	22			41			80 914 33000												●	
90	90		25	22			41			80 914 33100												●	

Pendulum jaw, grip

▲ Price per piece

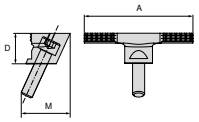

For vice width	A	A_1	D	D_1	D_2	E	M	M_1	M_2	NEW	NCG	H5G / -S / -Z	X5G-Z / -S	ESG 4	ESG 5	ESG mini	HDG 2	ZSG 4	ZSG mini	DSG 4	MSG 2	Verso	HSG
90	90		25				41			80 914 33200												●	

Clamping Wedge

▲ Price per piece

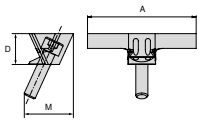

For vice width	A	A_1	D	D_1	D_2	E	M	M_1	M_2	NEW	NCG	H5G / -S / -Z	X5G-Z / -S	ESG 4	ESG 5	ESG mini	HDG 2	ZSG 4	ZSG mini	DSG 4	MSG 2	Verso	HSG
90	90		25				41			80 914 33300												●	

Parallel clamping jaw, smooth

▲ Price per piece

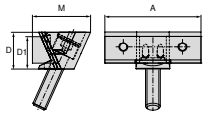

For vice width	A	A_1	D	D_1	D_2	E	M	M_1	M_2	NEW	NCG	H5G / -S / -Z	X5G-Z / -S	ESG 4	ESG 5	ESG mini	HDG 2	ZSG 4	ZSG mini	DSG 4	MSG 2	Verso	HSG
90	40		25	22			41			80 914 33400												●	
90	65		25	22			41			80 914 33500												●	
90	90		25	22			41			80 914 33600												●	

Parallel clamping jaw, grip

▲ Price per piece

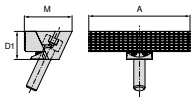

For vice width	A	A_1	D	D_1	D_2	E	M	M_1	M_2	NEW	NCG	H5G / -S / -Z	X5G-Z / -S	ESG 4	ESG 5	ESG mini	HDG 2	ZSG 4	ZSG mini	DSG 4	MSG 2	Verso	HSG
90	90			25			42,5			80 914 33700												●	

System jaws overview

Jaw, steel

▲ Material: 16MnCr5
▲ Price per piece

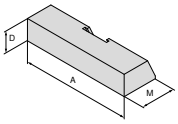

NEW

For vice width	A	A_1	D	D_1	D_2	E	M	M_1	M_2		NCG	H5G / -S / -Z	X5G-Z / -S	ESG 4	ESG 5	ESG mini	HDG 2	ZSG 4	ZSG mini	DSG 4	MSG 2	Verso	HSG
90	90		18				30			80 914 33800												●	

Jaw, alu

▲ Price per piece

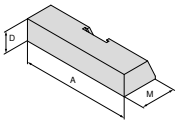

NEW

For vice width	A	A_1	D	D_1	D_2	E	M	M_1	M_2		NCG	H5G / -S / -Z	X5G-Z / -S	ESG 4	ESG 5	ESG mini	HDG 2	ZSG 4	ZSG mini	DSG 4	MSG 2	Verso	HSG
90	90		18				30			80 914 33900												●	

Fixed adaptor jaw

▲ to accommodate 6-way reversible jaws
▲ Price per piece

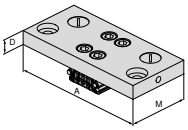

NEW

For vice width	A	A_1	D	D_1	D_2	E	M	M_1	M_2		NCG	H5G / -S / -Z	X5G-Z / -S	ESG 4	ESG 5	ESG mini	HDG 2	ZSG 4	ZSG mini	DSG 4	MSG 2	Verso	HSG
90	160		17				74			80 914 34000												●	

6 function indexable jaw

▲ 1 = Smooth, carbide coated
▲ 2 = Grip with 3 mm step
▲ 3 = Grip with 8 mm step
▲ 4 = Grip with 18 mm step
▲ 5 = Rough grip with 8 mm step
▲ 6 = Round grip
▲ M_{max} = 60 Nm
▲ Including fixation screws

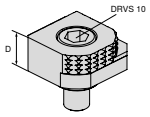



For vice width	A	A_1	D	D_1	D_2	E	M	M_1	M_2		NCG	H5G / -S / -Z	X5G-Z / -S	ESG 4	ESG 5	ESG mini	HDG 2	ZSG 4	ZSG mini	DSG4	MSG 2	Verso	HSG
			18							80 892 246	●	●	●	●		●		●		●		●	

6x indexable jaw, carbide grip

▲ 1 = Smooth
▲ 2 = Carbide grip
▲ 3 = Carbide grip with 3 mm step
▲ 4 = Carbide grip with 8 mm step
▲ 5 = Round carbide grip with 8 mm step
▲ 6 = Round carbide grip
▲ Incl. fixing screws

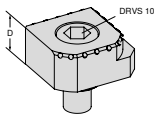



For vice width	A	A_1	D	D_1	D_2	E	M	M_1	M_2		NCG	H5G / -S / -Z	X5G-Z / -S	ESG 4	ESG 5	ESG mini	HDG 2	ZSG 4	ZSG mini	DSG4	MSG 2	Verso	HSG
			18							80 890 35300	●	●	●	●		●		●		●		●	

Workpiece supports overview

Workpiece support

▲ Price for 2 pieces

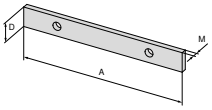

For vice width	A	A_1	D	D_1	D_2	E	M	M_1	M_2	NEW	NCG	H5G / -S / -Z	X5G-Z / -S	ESG 4	ESG 5	ESG mini	HDG 2	ZSG 4	ZSG mini	DSG 4	MSG 2	Verso	HSG
90	90		11				3			80 914 73100												●	

Workpiece supports, offset

▲ Price for 2 pieces

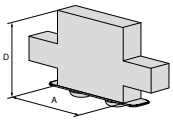



For vice width	A	A_1	D	D_1	D_2	E	M	M_1	M_2	NEW	NCG	H5G / -S / -Z	X5G-Z / -S	ESG 4	ESG 5	ESG mini	HDG 2	ZSG 4	ZSG mini	DSG 4	MSG 2	Verso	HSG
90	40		30							80 914 70200												●	
90	40		25							80 914 70100												●	

Workpiece supports, offset

▲ Price for 2 pieces

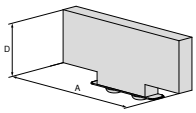



For vice width	A	A_1	D	D_1	D_2	E	M	M_1	M_2	NEW	NCG	H5G / -S / -Z	X5G-Z / -S	ESG 4	ESG 5	ESG mini	HDG 2	ZSG 4	ZSG mini	DSG 4	MSG 2	Verso	HSG
90	65		11							80 914 71100												●	
90	65		17							80 914 71200												●	
90	65		25							80 914 71300												●	
90	65		30							80 914 71400												●	

Workpiece supports, offset

▲ Price for 2 pieces

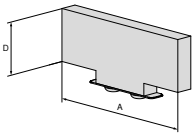



For vice width	A	A_1	D	D_1	D_2	E	M	M_1	M_2	NEW	NCG	H5G / -S / -Z	X5G-Z / -S	ESG 4	ESG 5	ESG mini	HDG 2	ZSG 4	ZSG mini	DSG 4	MSG 2	Verso	HSG
90	90		11							80 914 72100												●	
90	90		17							80 914 72200												●	
90	90		25							80 914 72300												●	
90	90		30							80 914 72400												●	

System accessories overview

Adjustable stop with basic body

▲ for vibration damping
▲ height adjustable 16 – 17 mm

Verso

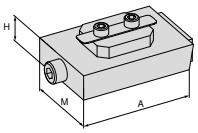



NEW

H mm	A mm	M mm	80 914 ...
16	72	50	50100

Clamping Screw Set for T-slot for MNG

Scope of supply:
Clamping screw and T-Nuts

Verso

NEW

for slot width mm	G	80 914 ...
20	M12	50500
22	M12	50600
24	M12	50700

Support

▲ for vibration damping: Article no. **80 914 50100**

Verso

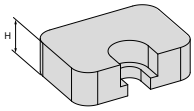



NEW

H mm	80 914 ...
8 (25)	50200
13 (30)	50300

Alignment Pin

Verso

NEW

D_1 mm	D_2 mm	80 914 ...
12	14	81400
12	16	81600
12	18	81800

Joint

▲ to connect 2 basic bodies

Verso

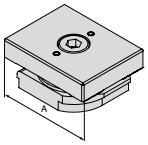



NEW

A mm	80 914 ...
90	50400

Cover

Verso

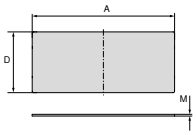



NEW

A mm	D mm	M mm	80 914 ...
50	84	0,5	51000
50	86	0,5	50800
200	86	0,5	50900



Hotly anticipated – now also for round components

Machining round components has become daily routine for many companies. We now have a solution in the portfolio in the form of the SBF 3 stationary three-jaw chuck – fully compatible with the in-house MNG and PNG zero point clamping systems for rapid, uncomplicated handling.

Your benefits:

- ▲ Suitable for 3/5-axis machining of round components
- ▲ Compatible with PNG and MNG zero point clamping systems
- ▲ Quick change jaw system with single release of jaws
- ▲ Spindle with hex connection

SBF 3 Ø 200 mm

SBF 3 Ø 315 mm

17

Technical information – cross-section diagram



1 **Wedge bar drive**
Allows for excellent machining results

2 **Hardened and extremely stiff base body**
Longer service life with maximum precision as a result – even at the highest clamping force

3 **Large through hole**
For machining all common bar material diameters (optional: enlargement of through hole)

4 **Optimised lubrication system**
For high degree of efficiency

5 **Mounting threads**
For workpiece stops or cover plates

6 **Quick jaw change system**
Single release of jaws, meaning extremely short setup times

7 **Base jaws with angled teeth (SFG)**

8 **Locking mechanism**
Guarantees secure engagement of the base jaw teeth with the wedge bar teeth

9 **Engagement pin**
For pre-positioning the base jaw

10 **Actuation via hex connection**
Easier operation as a result

11 **Pushbutton for jaw change**
For extremely short setup times

12 **Indicator pin**
For visual stroke monitoring of the manual clamping chuck

SBF 3 three-jaw chuck (Ø 200 mm) with console

- ▲ Suitable for 3/5-axis machining of round components
- ▲ Compatible with PNG and MNG zero point clamping systems (zero point clamping bolts must be ordered separately)
- ▲ Quick change jaw system with single release of jaws
- ▲ Spindle with hex connection

Scope of supply:

SBF 3 three-jaw chuck (Ø 200 mm) including console (PNG- and MNG-compatible)
1 set GBA base jaws
1 set SB-H stepped jaws
6 fixing screws and clamping key

SBF 3

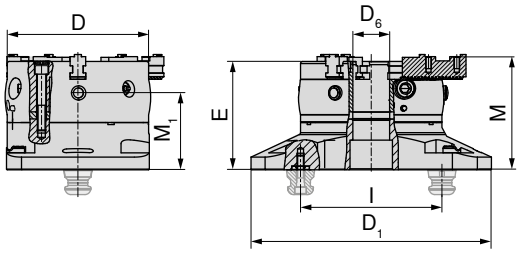

NEW

80 913 ...

D mm	D_1 mm	D_6 mm	E mm	I mm	M mm	M_1 mm	MXC kN	TQX Nm	DRVS mm	Stroke / jaw mm	Tooth pitch mm	WT kg	
200	340	52	153,3	200	160,1	108,8	100	120	12	7	4,8	49,5	**20000**

SBF 3 three-jaw chuck (Ø 315 mm) with console

- ▲ Suitable for 3/5-axis machining of round components
- ▲ Compatible with PNG and MNG zero point clamping systems (zero point clamping bolts must be ordered separately)
- ▲ Quick change jaw system with single release of jaws
- ▲ Spindle with hex connection

Scope of supply:

SBF 3 three-jaw chuck (Ø 315 mm) including console (PNG- and MNG-compatible)
1 set GBA base jaws
1 set SB-H stepped jaws
6 fixing screws and clamping key

SBF 3

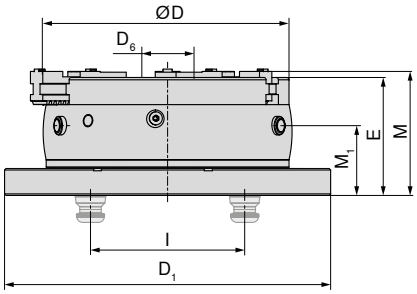

NEW

80 913 ...

D mm	D_1 mm	D_6 mm	E mm	I mm	M mm	M_1 mm	MXC kN	TQX Nm	DRVS mm	Stroke / jaw mm	Tooth pitch mm	WT kg	
315	423	92	153	200	160,86	90,5	180	220	16	9,9	7	95	**31500**

17

The chuck is designed exclusively for stationary use – do not use while rotating!

System jaws overview

Base jaws (GBA) – set

▲ Base jaws with angled teeth
▲ Price per set of 3 pieces

Scope of supply:

3 base jaws with angled teeth
Including cylindrical screws

SBF 3

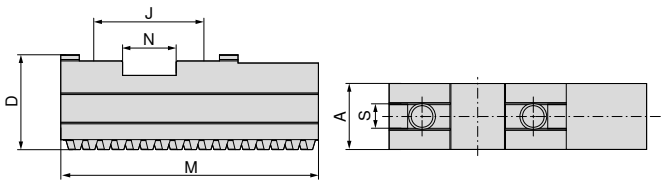



NEW

80 913 ...

for	A mm	D mm	J mm	M mm	N mm	S mm	G	WT kg	
SBF-3.200	22	32	40	90	20	10	M8x1	1,2	**50300**
SBF-3.315	32	43	54	125	26	12	M12x1,5	3,1	**60300**

Soft top jaws (AB-W) – set

▲ Price per set of 3 pieces
▲ Material: 16MnCr5

Scope of supply:

3 soft top jaws

SBF 3

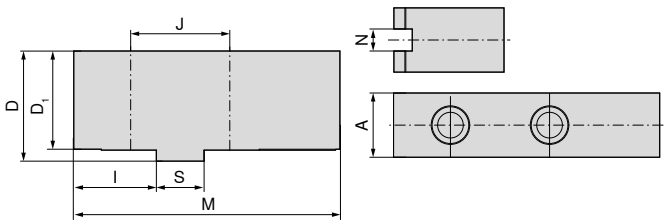



NEW

80 913 ...

for	A mm	D mm	D_1 mm	I mm	J mm	M mm	N mm	S mm	Hole for	WT kg	
SBF-3.200	22	47	43	35	40	105	10	20	M8	2,0	**50400**
SBF-3.315	35	60	54	45	54	145	12	26	M12	5,6	**60400**

System jaws overview

Hard stepped top jaws (AB-H) – set

▲ Price per set of 3 pieces

Scope of supply:
3 hard stepped top jaws

SBF 3

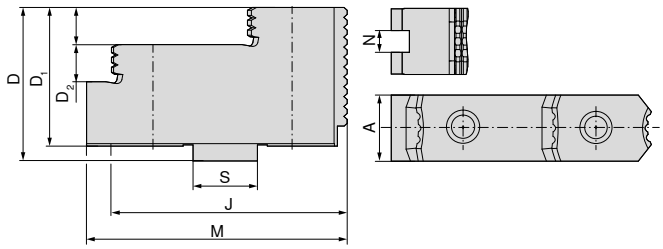



NEW

for	A mm	D mm	D_1 mm	D_2 mm	J mm	M mm	N mm	S mm	Hole for	WT kg	80 913 ...
SBF-3.200	22	42	38	10	40	71,7	10	20	M8	2,4	**50200**
SBF-3.315	36	62	56	15	54	105	12	26	M12	3,3	**60200**

Dimension table – Hard stepped top jaws (AB-H)

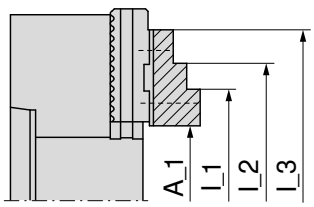

Basic jaw position 2

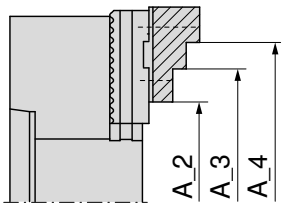

Basic jaw position 1

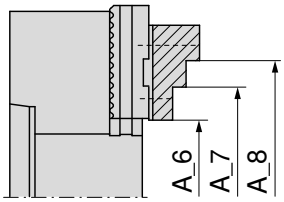

Basic jaw position 2

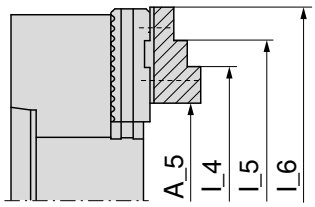

Basic jaw position 1

			Externall clamping range							
3-jaw chuck		System jaw	**A_1**	**A_2**	**A_3**	**A_4**	**A_5**	**A_6**	**A_7**	**A_8**
SBF-3.200	**80 913 50200**	SBF-3.AB-H.200.71,7.22.10	7–76	57–125	108–177	135–204	55–125	14–77	66–129	93–156
SBF-3.315	**80 913 60200**	SBF-3.AB-H.315.105.36.15	14–125	93–224	202–333	–	87–219	44–130	153–239	–

			Internal clamping range					
3-jaw chuck		System jaw	**I_1**	**I_2**	**I_3**	**I_4**	**I_5**	**I_6**
SBF-3.200	**80 913 50200**	SBF-3.AB-H.200.71,7.22.10	72–141	99–168	151–220	120–189	147–216	199–268
SBF-3.315	**80 913 60200**	SBF-3.AB-H.315.105.36.15	93–204	202–313	–	167–298	276–407	–

System jaws overview

Hard stepped top jaws (SB-H) – set

▲ Stepped block jaws with angled teeth
▲ Price per set of 3 pieces

Scope of supply:
3 hard stepped block jaws

SBF 3

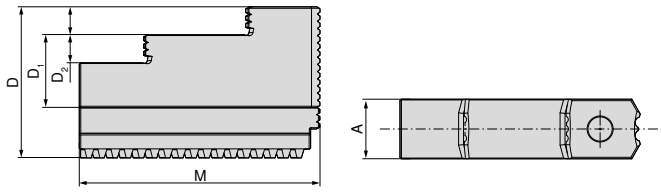



NEW

for	A mm	D mm	D_1 mm	D_2 mm	M mm	WT kg	80 913 ...
SBF-3.200	22	60	35	10	94	1,9	**50100**
SBF-3.315	32	81	46	15	129	5,5	**60100**

Dimension table – Hard stepped top jaws (SB-H)

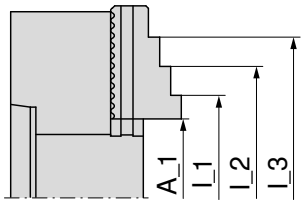

Hard stepped top jaws
steel 16MnCr5, case-hardened

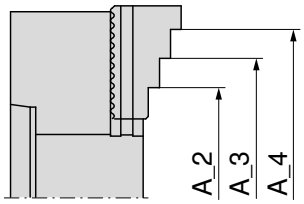

Hard stepped top jaws
steel 16MnCr5, case-hardened

			Externall clamping range				Internal clamping range		
3-jaw chuck		System jaw	**A_1**	**A_2**	**A_3**	**A_4**	**I_1**	**I_2**	**I_3**
SBF-3.200	**80 913 50100**	SBF-3.SB-H.200.94.22.10	6–74	59–128	111–180	138–207	70–138	97–165	149–217
SBF-3.315	**80 913 60100**	SBF-3.SB-H.315.129.32.15	12–124	89–210	189–420	–	91–203	199–311	–

Manual machine vice

- ▲ handy, universal vice with large clamping range
- ▲ Stepped jaws with horizontal and vertical 120° prism
- ▲ Optional material stop can be used on both sides

HSG

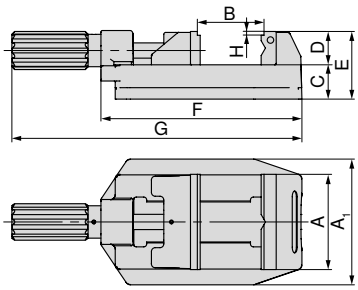



A mm	A_1 mm	B mm	C mm	D mm	E mm	F mm	G mm	H mm	WT kg	80 893 ...
80	112	0 - 81	36	35	71	194	286,5	4	4,5	**080**
100	132	0 - 100	36	35	71	211	304,5	4	5,6	**100**
125	156	0 - 131	40	40	84	274	386	4	11,2	**125**

Manual machine vice with clamping aid

- ▲ Quick and accurate workpiece clamping using the clamping aid
- ▲ handy, universal vice with large clamping range
- ▲ Stepped jaws with horizontal and vertical 120° prism
- ▲ Optional material stop can be used on both sides
- ▲ N = Stroke with handle clamping

HSG

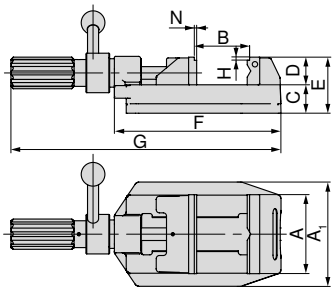



A mm	A_1 mm	B mm	C mm	D mm	E mm	F mm	G mm	H mm	N mm	WT kg	80 893 ...
100	132	0 - 100	36	35	71	211	342	4	1,5	6,1	**101**
125	156	0 - 133	44	40	84	274	405	4	1,5	11,7	**126**

Vice guide

System accessories 152+153
General accessories 181–201

Top jaws overview

Stepped jaw, smooth

▲ Price per piece

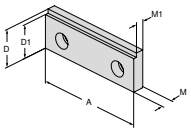

For vice width	A	A_1	D	D_1	D_2	E	M	M_1	M_2		NCG	H5G / -S / -Z	X5G-Z / -S	ESG 4	ESG 5	ESG mini	HDG 2	ZSG 4	ZSG mini	DSG 4	MSG 2	Verso	HSG
	80		35	31			10,2	7,2		**80 893 082**													●
	100		35	31			10,2	7,2		**80 893 102**													●
	125		40	36			11,8	8,8		**80 893 127**													●

Stepped jaw, 17 mm

▲ Price per piece

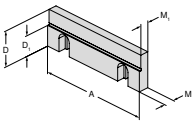

For vice width	A	A_1	D	D_1	D_2	E	M	M_1	M_2		NCG	H5G / -S / -Z	X5G-Z / -S	ESG 4	ESG 5	ESG mini	HDG 2	ZSG 4	ZSG mini	DSG 4	MSG 2	Verso	HSG
	125		40	23			11,5	9,5		**80 892 244**													●

Prismatic jaw

▲ Prism jaw with horizontal and vertical prism
▲ price per piece

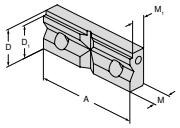

For clamping diameter	A	A_1	D	D_1	D_2	E	M	M_1	M_2		NCG	H5G / -S / -Z	X5G-Z / -S	ESG 4	ESG 5	ESG mini	HDG 2	ZSG 4	ZSG mini	DSG 4	MSG 2	Verso	HSG
9 - 31	80		35	31			15,8	12,8		**80 893 083**													●
9 - 31	100		35	31			15,8	12,8		**80 893 103**													●
11 - 41	125		40	36			17,8	14,8		**80 893 128**													●

You can find other matching top jaws from. → **Page 181**.

System accessories overview

Workpiece stop

▲ Fixed to the top section, either on the left, the right, or at both ends. The length adjustment can be performed quickly and accurately using a clamping screw.

HSG

for width mm	80 893 ...
80/100/125	265

Guide rail

▲ Helps prevent accidents
▲ Prevents unwanted movement, lifting and dragging

HSG

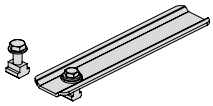

for width mm	80 893 ...
80/100/125	260

Clamping set

▲ A movable support with an eccentric swivel plate allows any clamping position to be adopted on machine tables with different T-slot arrangements. The inside slot of the vice body provides an additional fixing option, just as with the 80 893 260 guide rail.
▲ Price per Set

Scope of supply:
2 positioning clamps incl. clamping accessories.

HSG

for width mm	for slot width mm	80 893 ...
80/100/125	12/14	250

Overview of MNG and PNG zero point clamping system



Base plate, round

- ▲ hardened and ground
- ▲ Repeatability ≤ 0.01 mm
- ▲ Insertion force 20 kN
- ▲ Torque 30 Nm

MNG

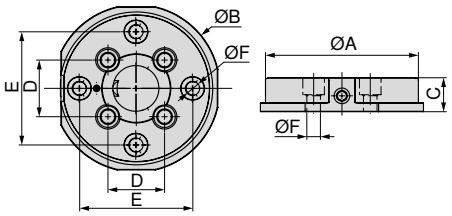

80 899 ...

A mm	B mm	C ±0,005 mm	D mm	E mm	F H7 mm	WT kg	
135	148	30	50	100	12	3,5	**125**

Vice guide

System accessories 164+165 General accessories 181–201

Base plate, rectangular

- ▲ Insertion force 20 kN on the clamping bolt
- ▲ Stainless and vacuum-hardened
- ▲ Repeatability ≤ 0.01 mm
- ▲ Tightening torque 30 Nm

MNG

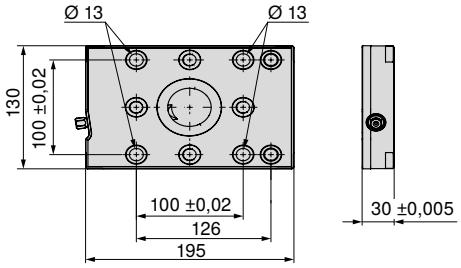

Size	WT kg	80 899 ...
195x130 mm	5,2	**65000**

Base plate, rectangular 2-location

- ▲ Insertion force 20 kN on the clamping bolt
- ▲ Stainless and vacuum-hardened
- ▲ Repeatability ≤ 0.01 mm
- ▲ Tightening torque 30 Nm

MNG

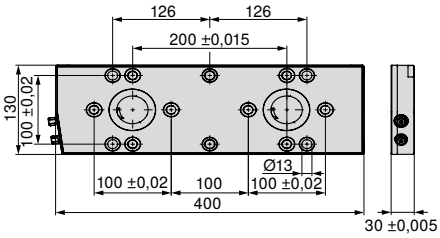

Size	WT kg	80 899 ...
400x130 mm	11	**65100**

Vice guide

System accessories	164+165	General accessories	181–201
MNG clamping options	166–168		

17

Base plate, rectangular 3-location

- ▲ Insertion force 20 kN on the clamping bolt
- ▲ Stainless and vacuum-hardened
- ▲ Repeatability ≤ 0.01 mm
- ▲ Tightening torque 30 Nm

MNG

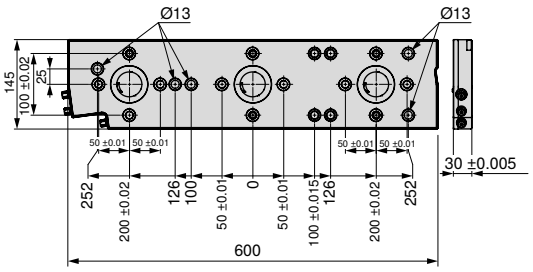

Size	WT kg	80 899 ...
600x145 mm	18	**65200**

3 location base plate, 270 x 190 mm

- ▲ Clamping force 20 kN on each location bolt
- ▲ 4 x M12 mounting holes for T-slot nuts 50 mm spread
- ▲ 8 x dowel bushes Ø12 F7 / M12
- ▲ 4 x dowel holes Ø18 H7 for positioning

MNG

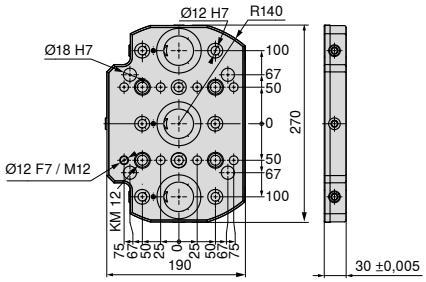

Size	WT kg	80 899 ...
270x190 mm	9	**230**

Vice guide

System accessories	164+165	General accessories	181–201
MNG clamping options	166–168		

4 location base plate, 330 x 400 mm

- ▲ Stainless and vacuum-hardened
- ▲ Insertion force 20 kN on the clamping bolt
- ▲ 15 x mounting holes for M12, for T-slot spacing 50, 63, 100, 125 mm
- ▲ 13 x mating holes Ø12 F7/M12
- ▲ 2 x mating holes Ø18 G7 for positioning
- ▲ 1 x mating holes Ø12 F7 for positioning

MNG

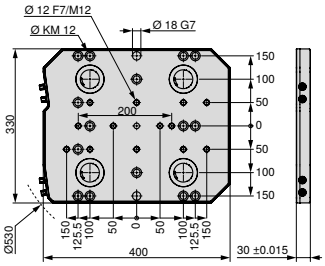

80 899 ...

Size	WT kg	
330x400 mm	28	**63000**[1)]

1) Not ex-stock

6 location base plate, 400 x 400 mm

- ▲ Stainless and vacuum-hardened
- ▲ Insertion force 20 kN on the clamping bolt
- ▲ 14 x mounting holes for M16, for T-slot spacing 63, 80, 100, 125 mm
- ▲ 2 x mounting holes for M12
- ▲ 17 x mating holes Ø12 F7/M12
- ▲ 2 x mating holes Ø18 G7 for positioning
- ▲ 1 x mating holes Ø12 F7 for positioning

MNG

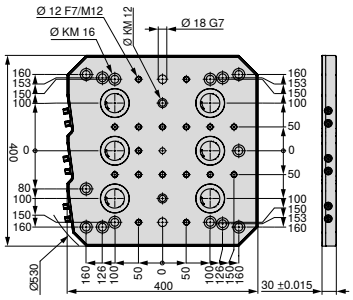

80 899 ...

Size	WT kg	
400x400 mm	33	**63100**[1)]

1) Not ex-stock

Vice guide

System accessories 164+165
General accessories 181–201

6 location base plate, 400 x 530 mm

- ▲ Stainless and vacuum-hardened
- ▲ Insertion force 20 kN on the clamping bolt
- ▲ 24 x mounting holes for M12, for T-slot spacing 63, 100, 125 mm
- ▲ 21 x mating holes Ø12 F7/M12
- ▲ 2 x mating holes Ø18 G7 for positioning
- ▲ 1 x mating holes Ø12 F7 for positioning

MNG

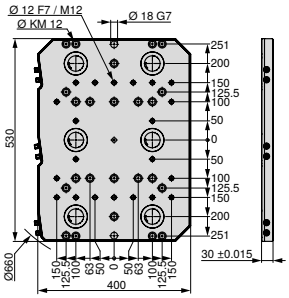

80 899 ...

Size	WT kg	
400x530 mm	45	**63200**[1)]

1) Not ex-stock

10 location base plate, 496.5 x 532 mm

- ▲ Stainless and vacuum-hardened
- ▲ Insertion force 20 kN on the clamping bolt
- ▲ 27 x mounting holes M12 for T-slot spacing 50, 63, 100, 125 mm and star slots 45°
- ▲ 20 x mating holes Ø12 F7/M12
- ▲ 2 x mating holes Ø18 G7 for positioning
- ▲ 1 x mating holes Ø12 F7 for positioning

MNG

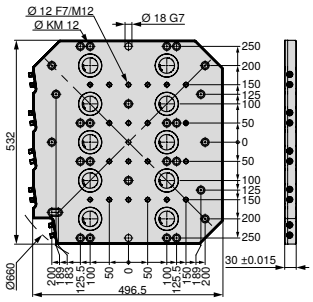

80 899 ...

Size	WT kg	
497x532 mm	54	**63300**[1)]

1) Not ex-stock

Vice guide

System accessories 164+165 General accessories 181–201

Centering Pin

MNG

$D_{1\ n6}$ mm	$D_{2\ h6}$ mm	80 899 ...
12	30	61700
12	32	61800
12	50	61900

Alignment Pin

MNG

$D_{1\ n6}$ mm	$D_{2\ h6}$ mm	80 899 ...
18	14	607
18	18	608
18	20	609
18	22	610

Clamping Screw Set for T-slot for MNG

Scope of supply:
Clamping screw and T-Nuts

MNG

for slot width mm	G	80 899 ...
12	M8	63800
12	M10	63400
14	M8	63900
14	M12	63500[1)]
16	M8	64000
16	M12	63600[1)]
18	M8	64100
18	M12	63700[1)]

1) With low head screws

Console with zero point clamping module

▲ universal application on all machine tables
▲ Clamping force 20 kN

Scope of supply:
Plate incl. MNG round clamping module

MNG

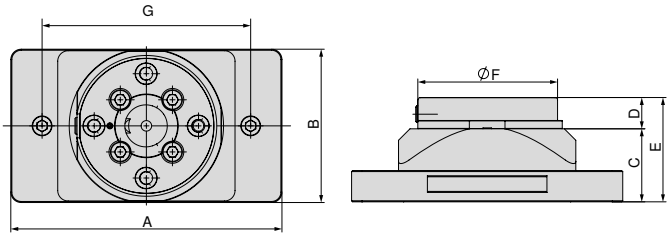

80 899 ...

A mm	B mm	C mm	D mm	E mm	F mm	G mm	WT kg	
260	147	70	30	100	135	200	8,9	**425**

Console

▲ universal application on all machine tables
▲ Material: Aluminum, hard anodized

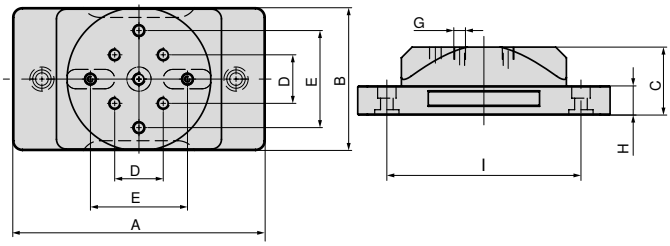

80 899 ...

A mm	B mm	C mm	D mm	E ±0,02 mm	G	H mm	I mm	WT kg	
260	147	70	50	100	M12	30	200	5,5	**420**

Vice guide

System accessories 164+165 General accessories 181–201

Double console with zero point clamping module

▲ universally applicable on all machine tables
▲ Material: Aluminium Hard Anodised

Scope of supply:
Console including MNG round clamping module

MNG

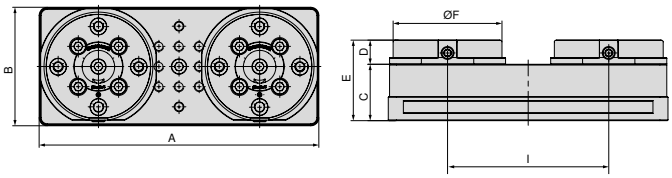

80 899 ...

A mm	B mm	C mm	D mm	E mm	F mm	I mm	WT kg	
347	147	70	30	100	135	200	16,5	**435**

Double console

▲ universally applicable on all machine tables
▲ Material: Aluminium Hard Anodised

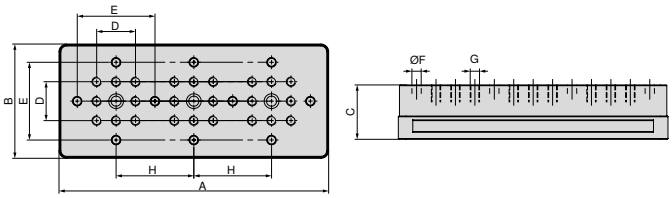

80 899 ...

A mm	B mm	C mm	D mm	E ±0,02 mm	F F7 mm	G	H mm	WT kg	
347	147	70	50	100	12	M12	100	9,3	**430**

Vice guide

System accessories 164+165
General accessories 181–201

Console with zero point clamping module

MNG

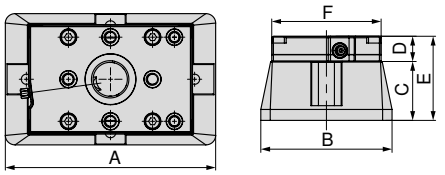

A mm	B mm	C mm	D mm	E mm	F mm	80 878 ...
250	156	70	30	100	130	**54000**

Console

ZSG 4

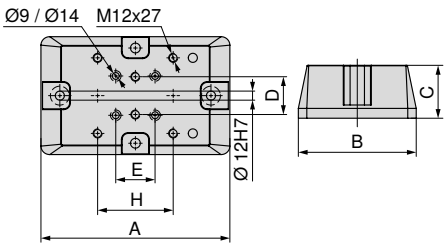

A mm	B mm	C mm	D mm	E mm	H mm	for	80 878 ...
250	156	70	50	52	100	ZSG 4 - 80 L = 130 mm + 190 mm / ZSG 4 - 125 L = 160 mm	**54100**
320	197	100	50	50	100	ZSG 4 - 160 L = 280 mm	**54400**
340	162	100	50	50	100	ZSG 4 - 125 L = 235 mm / 300 mm	**54300**

Assembly set for console

for	80 878 ...
ZSG-4.125/160.L235-L280	**54500**
ZSG-4.80.L130-L190	**54200**

Vice guide

System accessories 164+165 General accessories 181–201

Aluminum form chuck for MNG

▲ for incorporation of forms for 2nd op machining

Scope of supply:
Collet with positioning pins, without locating bolts

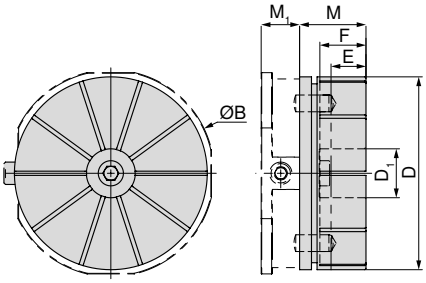

B mm	D mm	D_1 mm	E mm	F mm	M mm	M_1 mm	80 899 ...
148	138	35	22	33	47,5	27,5	**500**

Machineable Alu chuck to suit round MNG

Machineable Alu chuck to suit round MNG with clamped workpiece

Available on request

Grid plate

Blank plate

The maximum cutting depth E is 22 mm

Adjustable ring for MNG form collet

MNG

80 899 ...

510

Vice guide

System accessories 164+165
General accessories 181–201

MNG pull studs

Scope of supply:
with clamping screws

MNG

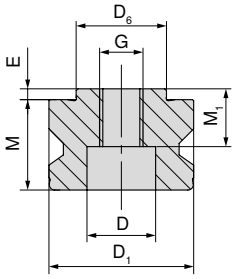

80 899 ...

$D_{6\ h6}$ mm	$D_{1\ h6}$ mm	M mm	M_1 mm	E mm	D mm	G	
25	40	27	17	3	19	M12	**025**

Bungs

MNG



80 899 ...

D1 mm	
40	**040**

MNG Dowel Set

▲ for ESG mini 4V tower and direct workpiece clamping
▲ Price per 2 Pieces

MNG

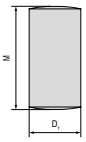

80 899 ...

$D_{1\ m6}$ mm	M mm	
12	24	**120**

Sealing plug with O-ring

MNG

80 899 ...

G	
M12	**126**

MNG positioning pin set

▲ for ESG mini and direct workpiece clamping
▲ Price per 2 Pieces

MNG

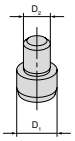

80 899 ...

for width mm	D_1 mm	D_2 mm	
65	12	8	**128**

MNG indexing bolt

MNG

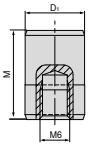

D_1 mm	M mm	80 899 ...
12	18	51500

Clamping Screw Set for T-slot for MNG

Scope of supply:
Clamping screw and T-Nuts

MNG

for slot width mm	G	80 899 ...
12	M8	63800
12	M10	63400
14	M8	63900
14	M12	63500 1)
16	M8	64000
16	M12	63600 1)
18	M8	64100
18	M12	63700 1)

1) With low head screws

Clamping set for 14 mm T-slot

▲ T-nuts are modified for 63 mm slot pitch
▲ Price per 2 Pieces

MNG

for slot width mm	A mm	80 899 ...
14	63	614

Alignment/centering set for T-slots

▲ A = groove spacing

Scope of supply:
1 Terminal block, 2 T-nuts, 2 screws, 2 washers for width 12 mm, without clamping strip!

MNG

A mm	for slot width mm	80 899 ...
50	12	012 1)
50	14	014
50	16	016
50	18	018
100	12	81200
100	14	81400
100	16	81600
100	18	81800

1) For 12 mm width excluding clamping strip

Round claw

▲ Two pieces contained in set
▲ For MNG clamping system
▲ Price per 2 pieces

MNG

80 899 ...
300

Replacement clamping unit

▲ Three-part set
▲ for MNG round

MNG

80 899 ...
026

MNG

17

MNG clamping options

Base plate, rectangular

Mounting:

- 2 x M12 low head screws
- 1 x Alignment and centring set

You can find the suitable screws on → **Page 168.**

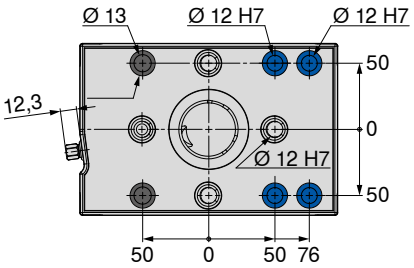

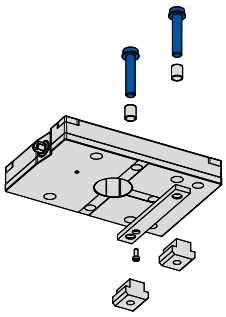

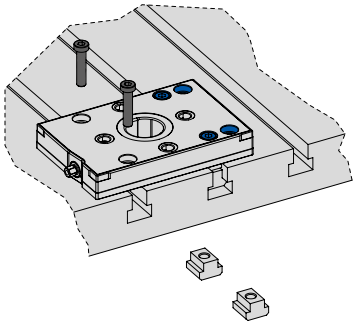

Base plate, rectangular 2-location

Mounting:

- 4 x M12 low head screws
- 1 x Alignment and centring set
- 4 x M8 MNG special screws

You can find the suitable screws on → **Page 168.**

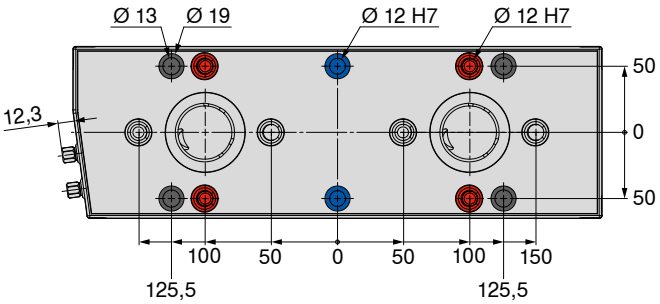

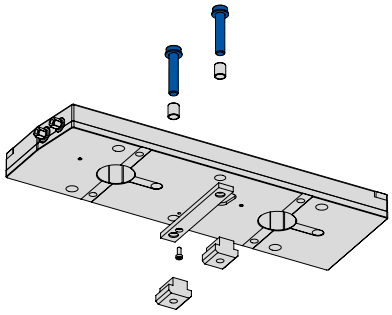

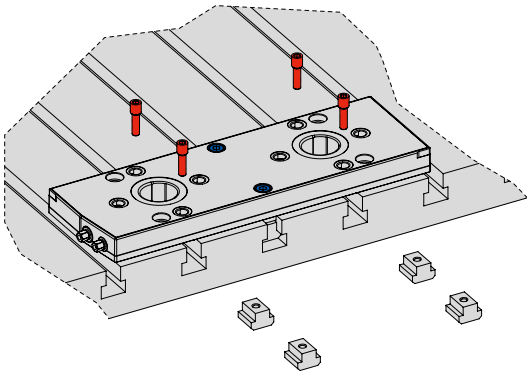

MNG clamping options

Base plate, rectangular 3-location

Mounting:

- 5 x M12 low head screws
- 1 x Alignment and centring set
- 5 x M8 MNG special screws

You can find the suitable screws on → **Page 168.**

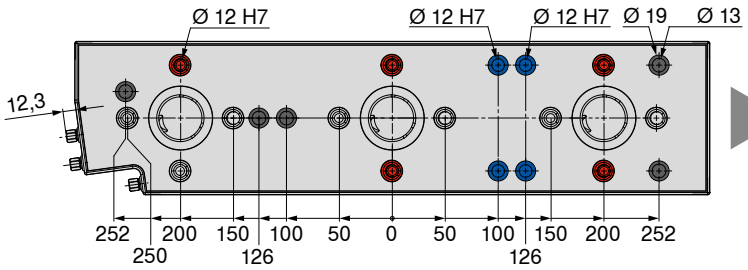

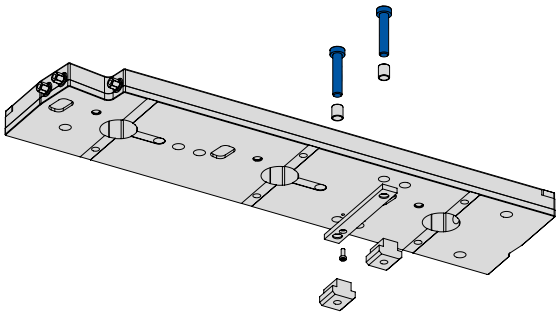

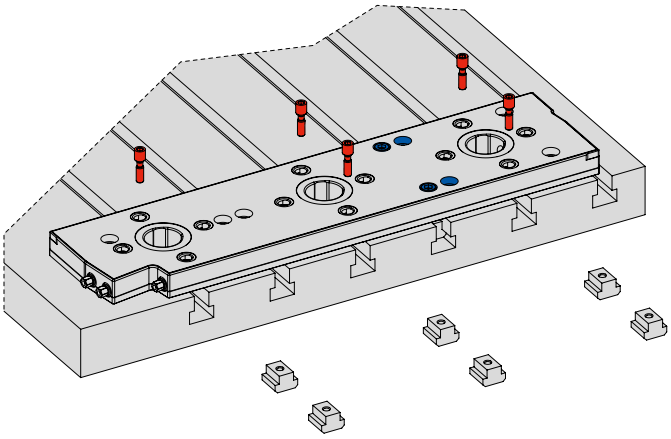

MNG clamping options

	T-slot table – spacing of 126 mm / 63 mm											
	12 mm			14 mm			16 mm			18 mm		
	Alignment and centring set spacing 100 mm **80 899 81200**	Clamping set with M10 low head screws **80 899 63400**	Clamping set with M8 MNG special screws **80 899 63800**	Alignment and centring set spacing 100 mm **80 899 81400**	Clamping set with M12 low head screws **80 899 63500**	Clamping set with M8 MNG special screws **80 899 63900**	Alignment and centring set spacing 100 mm **80 899 81600**	Clamping set with M12 low head screws **80 899 63600**	Clamping set with M8 MNG special screws **80 899 64000**	Alignment and centring set spacing 100 mm **80 899 81800**	Clamping set with M12 low head screws **80 899 63700**	Clamping set with M8 MNG special screws **80 899 64100**
Base plate, rectangular	1 x	2 x	––	1 x	2 x	––	1 x	2 x	––	1 x	2 x	––
Base plate, rectangular 2-location	1 x	4 x	––	1 x	4 x	––	1 x	4 x	––	1 x	4 x	––
Base plate, rectangular 3-location	1 x	4 x	2 x	1 x	4 x	2 x	1 x	4 x	2 x	1 x	4 x	2 x

	T-slot table – spacing of 100 mm / 50 mm											
	12 mm			14 mm			16 mm			18 mm		
	Alignment and centring set spacing 100 mm **80 899 81200**	Clamping set with M10 low head screws **80 899 63400**	Clamping set with M8 MNG special screws **80 899 63800**	Alignment and centring set spacing 100 mm **80 899 81400**	Clamping set with M12 low head screws **80 899 63500**	Clamping set with M8 MNG special screws **80 899 63900**	Alignment and centring set spacing 100 mm **80 899 81600**	Clamping set with M12 low head screws **80 899 63600**	Clamping set with M8 MNG special screws **80 899 64000**	Alignment and centring set spacing 100 mm **80 899 81800**	Clamping set with M12 low head screws **80 899 63700**	Clamping set with M8 MNG special screws **80 899 64100**
Base plate, rectangular	1 x	2 x	––	1 x	2 x	––	1 x	2 x	––	1 x	2 x	––
Base plate, rectangular 2-location	1 x	––	4 x	1 x	––	4 x	1 x	––	4 x	1 x	––	4 x
Base plate, rectangular 3-location	1 x	1 x	5 x	1 x	1 x	5 x	1 x	1 x	5 x	1 x	1 x	5 x

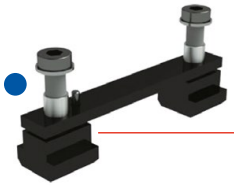

Alignment and centring set spacing 100 mm

Clamping set with M8 MNG special screws

Clamping set with M10 or M12 low head screws

M16 cylinder low head screw only base plate 6-face, 400 x 400 mm

Cylinder head screw for M12 grid holes

These articles can be found on → **pages 165 and 200+201**.

1-position clamping station

▲ Insertion force 8 kN
▲ Insertion force with turbo 28 kN
▲ Unlocking pressure 6 bar
▲ Air connection G 1/8

Scope of supply:
Clamping station, fixing clamps, sealing nipple, pneumatic plug connections, dust covers, operating instructions; without clamping bolt, without indexing bolt

PNG

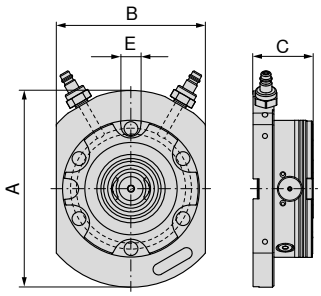

80 809 ...

A mm	B mm	C mm	E H7 mm	WT kg	
198	150	60	20	7	**01100**

2-position clamping station, 399 x 199 mm

▲ Insertion force 16 kN
▲ Unlocking pressure 6 bar
▲ Air connection G 1/8

Scope of supply:
Clamping station, fixing clamps, sealing nipple, pneumatic plug connections, dust covers, operating instructions; without clamping bolt, without indexing bolt

PNG

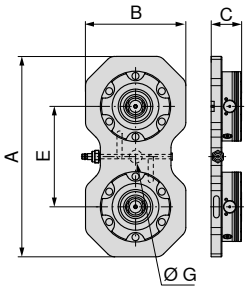

80 809 ...

A mm	B mm	C mm	E mm	G H7 mm	WT kg	
399	199	60	200	25	16.9	**02100**

4-position clamping station, 399 x 399 mm

▲ Insertion force 32 kN
▲ Unlocking pressure 6 bar
▲ Air connection G 1/8

Scope of supply:

Clamping station, fixing clamps, sealing nipple, pneumatic plug connections, dust covers, operating instructions; without clamping bolt, without indexing bolt

PNG

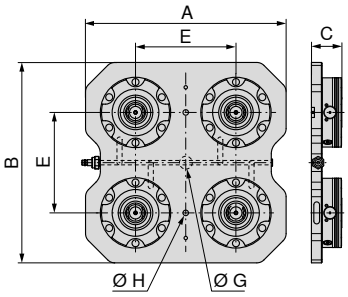

80 809 ...

A mm	B mm	C mm	E mm	G H7 mm	H mm	WT kg	
399	399	60	200	25	11	35,7	**04100**

6-position clamping station, 599 x 399 mm

▲ Insertion force 48 kN
▲ Unlocking pressure 6 bar
▲ Air connection G 1/8

Scope of supply:

Clamping station, fixing clamps, sealing nipple, pneumatic plug connections, dust covers, operating instructions; without clamping bolt, without indexing bolt

PNG

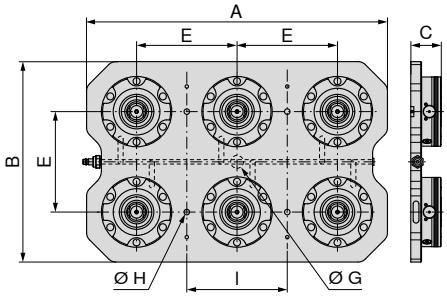

80 809 ...

A mm	B mm	C mm	E mm	G H7 mm	H mm	I mm	WT kg	
599	399	60	200	25	11	200	54,4	**06100**

Zero point clamping module PNG.SM.138

- ▲ Insertion force 8 kN
- ▲ Insertion force with turbo 28 kN
- ▲ Unlocking pressure 6 bar
- ▲ Air connection G 1/8
- ▲ Repeatability 0.005

Scope of supply:

Clamping module, fixing screws, O-rings, cover caps, operating instructions; without clamping bolts

PNG

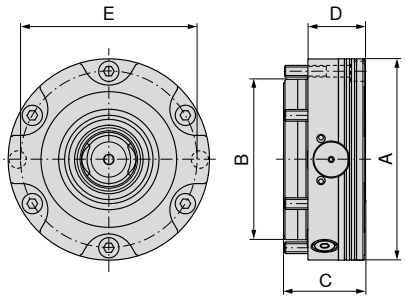



80 809 ...

A mm	B mm	C mm	D mm	E mm	G	WT kg	
138	110	55,7	39	121	G1/8"	4,4	**10100**

Zero point clamping system PNG.SM.T.138

- ▲ Insertion force 7 kN
- ▲ Insertion force with turbo 24 kN
- ▲ Unlocking pressure 6 bar
- ▲ Air connection G 1/8
- ▲ Repeatability 0.005

Scope of supply:

Clamping module, fixing screws, O-rings, cover caps, operating instructions; without clamping bolts

PNG

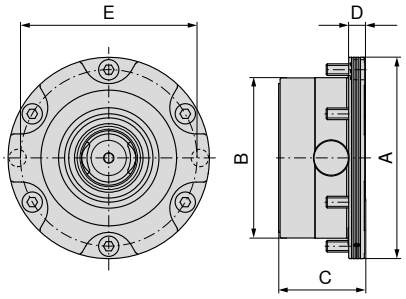



80 809 ...

A mm	B mm	C mm	D mm	E mm	G	WT kg	
138	110	59	11	121	G1/8"	3,5	**12100**

Zero point clamping module PNG.SM.V.138

- ▲ Insertion force 8 kN
- ▲ Insertion force with turbo 28 kN
- ▲ Unlocking pressure 6 bar
- ▲ Air connection G 1/8
- ▲ Repeatability 0.005

Scope of supply:

Clamping module, fixing screws, dowel screw, O-rings, cover caps, operating instructions; without clamping bolts, without indexing bolt

PNG

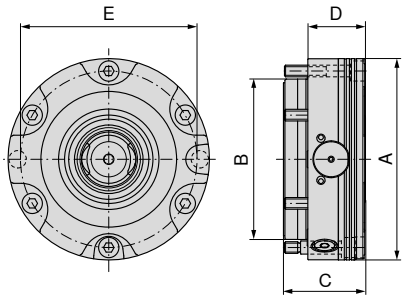

80 809 ...

A mm	B mm	C mm	D mm	E mm	G	WT kg	
138	110	55,7	39	121	G1/8"	4,4	**11100**

Aluminium form collet

- ▲ Max. clamping force 50 kN
- ▲ Repeatability 0.005
- ▲ Clamping stroke 0.5 mm
- ▲ Aluminium

Scope of supply:

Aluminium form collet, adjustment ring, clamping bolt, indexing bolt, operating instructions

PNG

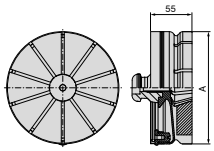

80 809 ...

A mm	WT kg	
149	1,5	**07600**

PNG indexing bolt

PNG

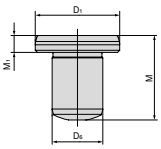

80 809 ...

$D_{1\ h5}$ mm	M mm	M_1 mm	$D_{6\ m6}$ mm	
20	20	4	12	**073**

Assembly – Clamping bolts

The workpieces or devices being assembled are positioned and fixed with three different clamping bolts:



Centring bolt
Precision-ground, used to precisely position the clamping device.

Positioning bolt
This bolt, which is also known as a diamond bolt, is only ground in an axial direction so that the system is not overloaded.

Locking bolt
Ensures that the pallets lie flat on the clamping system. Ground smaller to short taper.

PNG clamping bolt

- ▲ Three bolt types – ZB (centring bolt), PB (positioning bolt), HB (clamping bolt)
- ▲ Precision location bolts ensuring accuracy and repeatability
- ▲ Clamping force 50 kN

Scope of supply:
Incl. M10 fixing screw

PNG

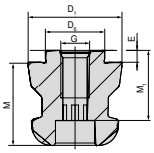

80 809 ...

Type	$D_{6\ H6}$ mm	$D_{1\ h6}$ mm	M mm	M_1 mm	E mm	G	
ZB	25	40	35	27	5	M12	**070**
PB	25	40	35	27	5	M12	**071**
HB	25	40	35	27	5	M12	**072**

Cone seal

- ▲ Protective cover for the interchangeable interface

PNG

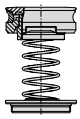

80 809 ...

WT kg	
0,11	**07500**

PNG protective cover

- ▲ Protective cover for the interchangeable interface

PNG

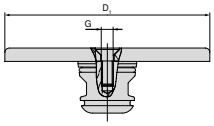

80 809 ...

D_1 mm	G	
138	M8	**074**

Overview of multi-adapter pallets

Multi-adapter pallet 159 x 159 mm

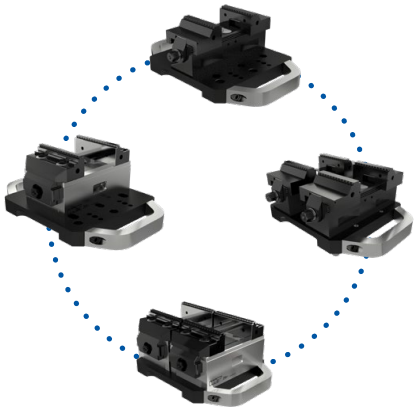

Application examples

Multi-adapter pallet 159 x 159 mm

▲ Multi-adapter pallet for mounting PNG and MNG

Scope of supply:

Incl. clamping bolts and screws
without pull studs

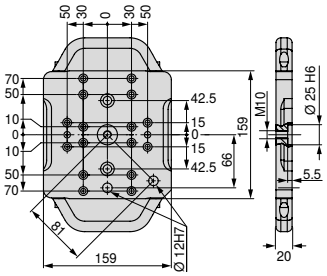

Size	WT kg	80 809 ...
159x159 mm	4	500

Mounting set – multi-adapter pallet, 159 x 159 mm

▲ price per set

for	80 878 ...
ZSG-4.80	503

Overview of multi-adapter pallets

Multi-adapter pallet 399 x 159 mm



Application examples

Multi-adapter pallet 399 x 159 mm

▲ Multi-adapter pallet for mounting PNG and MNG

Scope of supply:

Incl. clamping bolts and screws
without pull studs

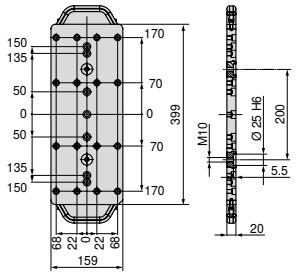

Size	WT kg	80 809 ...
399x159 mm	10	**501**

Mounting set – multi-adapter pallet 399 x 159 mm

▲ price per set

for	80 897 ...	80 884 ...
ESGMINI.65	**500**	
ZSG-3.65/ZSG-4.80/125L160/ESG-4.80		**503**

Overview of multi-adapter pallets



Multi-adapter pallet 399 x 399 mm

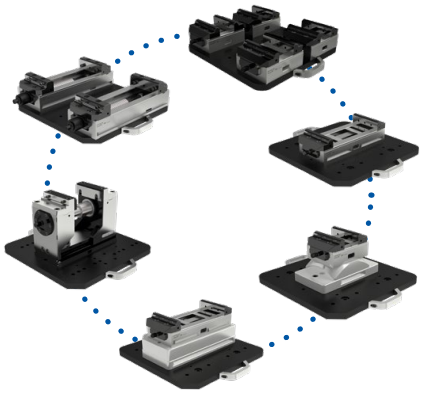

Application examples

Multi-adapter pallet 399 x 399 mm

▲ Multi-adapter pallet for mounting PNG and MNG

Scope of supply:

Incl. clamping bolts and screws
without pull studs

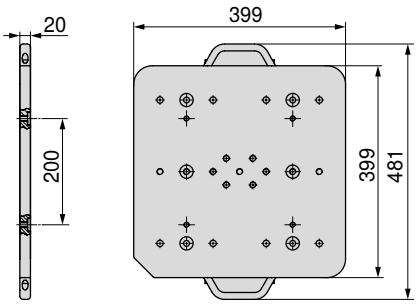



Size	WT kg	80 809 ...
399x399 mm	25	502

Mounting set – multi-adapter pallet 399 x 399 mm

▲ price per set

for	80 901 ...	80 898 ...	80 878 ...
ESG4.125	500		
H5G.125		500	
ZSG-4.125.L160			500
ZSG-4.125.L160.K			502
ZSG-4.125.L300			501
ZSG-4.125.L300-DK			504

Steel clamping pallet, 159 x 159 mm

▲ Clamping pallet for mounting PNG
▲ Without hole pattern

Scope of supply:

Unmachined clamping pallet, PNG clamping bolt and positioning pin

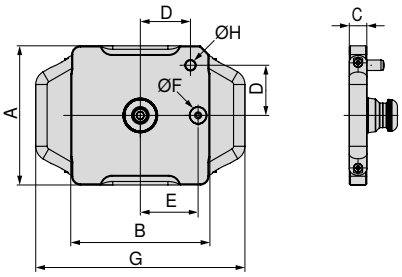

80 809 ...

Size	A mm	B mm	C mm	D mm	E mm	F h5 mm	G mm	H m6 mm	WT kg	
159x159 mm	159	159	20	58	66	20	239	12	4,2	**080**

Aluminium clamping pallet, 159 x 159 mm

▲ Clamping pallet for mounting PNG
▲ Without hole pattern

Scope of supply:

Unmachined clamping pallet, PNG clamping bolt and positioning pin

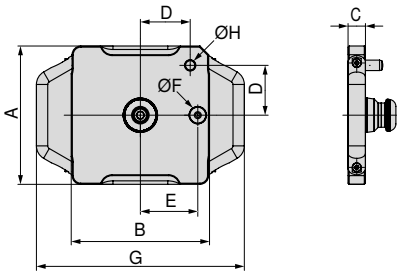

80 809 ...

Size	A mm	B mm	C mm	D mm	E mm	F h5 mm	G mm	H m6 mm	WT kg	
159x159 mm	159	159	25	58	66	20	239	12	2,2	**081**

Steel clamping pallet, 399 x 159 mm

▲ Clamping pallet for mounting PNG and MNG
▲ Without hole pattern

Scope of supply:
Unmachined clamping pallet, PNG clamping bolt and positioning pin

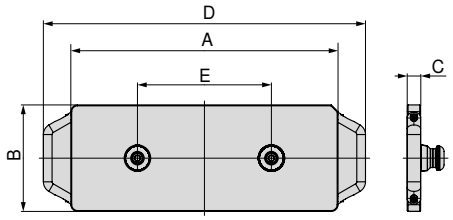

Size	A mm	B mm	C mm	D mm	E mm	WT kg	80 809 ...
399x159 mm	399	159	20	481	200	10,6	**082**

Aluminium clamping pallet, 399 x 159 mm

▲ Clamping pallet for mounting PNG and MNG
▲ Without hole pattern

Scope of supply:
Unmachined clamping pallet, PNG clamping bolt and positioning pin

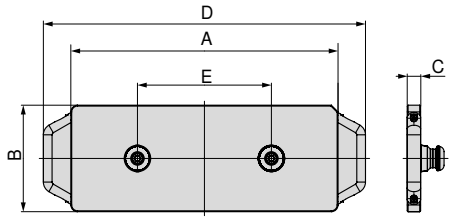

Size	A mm	B mm	C mm	D mm	E mm	WT kg	80 809 ...
399x159 mm	399	159	25	481	200	5,1	**083**

Steel clamping pallet, 399 x 399 mm

▲ Clamping pallet for mounting PNG and MNG
▲ Without hole pattern

Scope of supply:
Unmachined clamping pallet, PNG clamping bolt and positioning pin

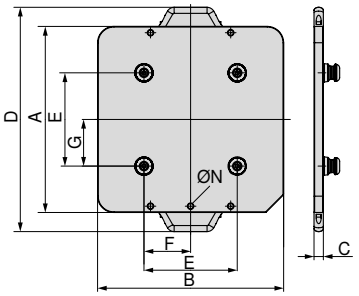

80 809 ...

Size	A mm	B mm	C mm	D mm	E mm	F mm	G mm	N	WT kg	
399x399 mm	399	399	20	481	200	100	100	M10	28	**084**

Aluminium clamping pallet, 399 x 399 mm

▲ Clamping pallet for mounting PNG and MNG
▲ Without hole pattern

Scope of supply:
Unmachined clamping pallet, PNG clamping bolt and positioning pin

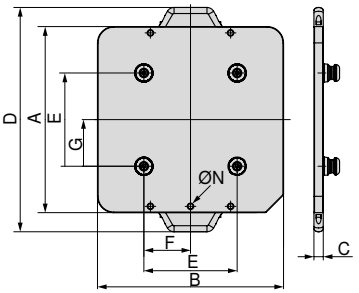

80 809 ...

Size	A mm	B mm	C mm	D mm	E mm	F mm	G mm	N	WT kg	
399x399 mm	399	399	25	481	200	100	100	M10	12	**085**

Steel clamping pallet, 599 x 159 mm

▲ Clamping pallet for mounting PNG and MNG
▲ Without hole pattern

Scope of supply:

Unmachined clamping pallet, PNG clamping bolt and positioning pin

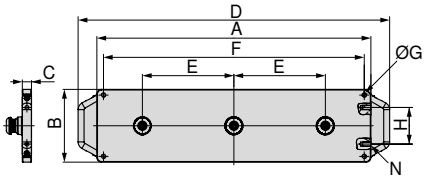



Size	A mm	B mm	C mm	D mm	E mm	F mm	G	H mm	N	WT kg	80 809 ...
599x159 mm	599	159	20	681	200	570	M10	80	M10	15,6	**086**

Aluminium clamping pallet, 599 x 159 mm

▲ Clamping pallet for mounting PNG and MNG
▲ Without hole pattern

Scope of supply:

Unmachined clamping pallet, PNG clamping bolt and positioning pin

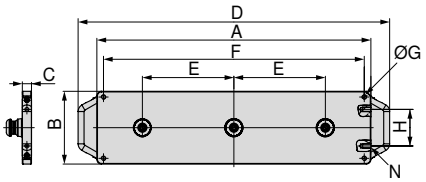



Size	A mm	B mm	C mm	D mm	E mm	F mm	G	H mm	N	WT kg	80 809 ...
599x159 mm	599	159	25	681	200	570	M10	80	M10	7,4	**087**

General top jaws overview

6 function indexable jaw

- ▲ 1 = Smooth, carbide coated
- ▲ 2 = Grip with 3 mm step
- ▲ 3 = Grip with 8 mm step
- ▲ 4 = Grip with 18 mm step
- ▲ 5 = Rough grip with 8 mm step
- ▲ 6 = Round grip
- ▲ M_{max} = 60 Nm
- ▲ Including fixation screws

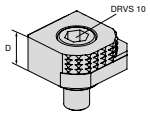



For vice width	A	A_1	D	D_1	D_2	E	M	M_1	M_2		NCG	H5G / -S / -Z	X5G-Z / -S	ESG 4	ESG 5	ESG mini	HDG 2	ZSG 4	ZSG mini	DSG 4	MSG 2	Verso	HSG
			18							**80 892 246**	●	●	●	●		●		●		●		●	

6x indexable jaw, carbide grip

- ▲ 1 = Smooth
- ▲ 2 = Carbide grip
- ▲ 3 = Carbide grip with 3 mm step
- ▲ 4 = Carbide grip with 8 mm step
- ▲ 5 = Round carbide grip with 8 mm step
- ▲ 6 = Round carbide grip
- ▲ Incl. fixing screws

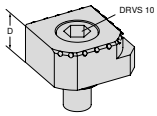



For vice width	A	A_1	D	D_1	D_2	E	M	M_1	M_2		NCG	H5G / -S / -Z	X5G-Z / -S	ESG 4	ESG 5	ESG mini	HDG 2	ZSG 4	ZSG mini	DSG 4	MSG 2	Verso	HSG
			18							**80 890 35300**	●	●	●	●		●		●		●		●	

Positioning bar

- ▲ for stepped jaw with T-slot
- ▲ different clamping depths achievable through milling
- ▲ by milling the bar can be used as stop strip
- ▲ Material 1.7131 can be hardened if required
- ▲ Price per piece

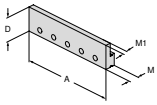

For vice width	A	A_1	D	D_1	D_2	E	M	M_1	M_2		NCG	H5G / -S / -Z	X5G-Z / -S	ESG 4	ESG 5	ESG mini	HDG 2	ZSG 4	ZSG mini	DSG 4	MSG 2	Verso	HSG
	100		32				13,5	7		**80 892 338**	●					●	●						●
	125		32				13,5	7		**80 892 339**	●	●		●			●	●		●			●
	160		32				13,5	7		**80 892 340**	●			●			●	●					

General top jaws overview

Stepped jaw, grip with T-slot

- ▲ T-slot for accommodating a positioning bar
- ▲ with 6.5 mm wide contact surface suitable for workpieces with rough edges
- ▲ laser etched graduation marks (2 mm) as a positioning aid
- ▲ Price per piece

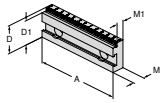

For vice width	A	A_1	D	D_1	D_2	E	M	M_1	M_2		NCG	H5G / -S / -Z	X5G-Z / -S	ESG 4	ESG 5	ESG mini	HDG 2	ZSG 4	ZSG mini	DSG 4	MSG 2	Verso	HSG
	100		35	32			17,5	11,5		80 892 341	●					●	●						●
	100		35	30			17,5	11,5		80 892 342	●					●	●						●
	100		35	27			17,5	11,5		80 892 343	●					●	●						●
	125		40	37			17,5	11,5		80 892 344	●	●		●			●	●		●			●
	125		40	35			17,5	11,5		80 892 345	●	●		●			●	●		●			●
	125		40	32			17,5	11,5		80 892 346	●	●		●			●	●		●			●
	160		50	45			20	13,5		80 892 348	●			●			●	●					
	160		50	42			20	13,5		80 892 349	●			●			●	●					

Stepped jaw, smooth

- ▲ Price per piece

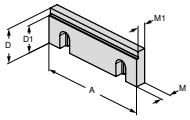

For vice width	A	A_1	D	D_1	D_2	E	M	M_1	M_2		NCG	H5G / -S / -Z	X5G-Z / -S	ESG 4	ESG 5	ESG mini	HDG 2	ZSG 4	ZSG mini	DSG 4	MSG 2	Verso	HSG
	100		35	30			10	7,5		80 892 21400	●					●	●						●
	125		40	32			11,5	9,5		80 892 21500	●	●		●			●	●		●			●
	160		50	42			13,5	10,5		80 892 21600	●			●			●	●					

Stepped jaw, smooth

- ▲ Can be used as smooth or stepped jaw
- ▲ Jaw hardened and ground
- ▲ price per piece

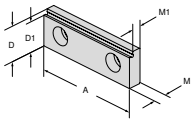

For vice width	A	A_1	D	D_1	D_2	E	M	M_1	M_2		NCG	H5G / -S / -Z	X5G-Z / -S	ESG 4	ESG 5	ESG mini	HDG 2	ZSG 4	ZSG mini	DSG 4	MSG 2	Verso	HSG
	65		22	19			8	5,5		80 895 332		●				●					●		

Stepped jaw, coated 5 mm

- ▲ Price per piece

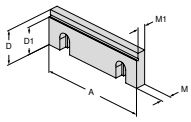

For vice width	A	A_1	D	D_1	D_2	E	M	M_1	M_2		NCG	H5G / -S / -Z	X5G-Z / -S	ESG 4	ESG 5	ESG mini	HDG 2	ZSG 4	ZSG mini	DSG 4	MSG 2	Verso	HSG
	80		28	23			10	7,5		80 878 31400				●				●		●			

General top jaws overview

Stepped jaw, coated 5 mm

▲ Price per piece

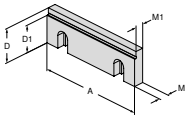

For vice width	A	A_1	D	D_1	D_2	E	M	M_1	M_2		NCG	H5G / -S / -Z	X5G-Z / -S	ESG 4	ESG 5	ESG mini	HDG 2	ZSG 4	ZSG mini	DSG 4	MSG 2	Verso	HSG
	100		35	30			10	7,5		**80 892 36300**	●					●	●						
	125		40	35			11,5	9,5		**80 892 250**	●	●		●			●	●		●			●
	160		50	45			13,5	10,5		**80 892 36400**	●			●			●	●					

Stepped jaw, 5 mm

▲ Price per piece

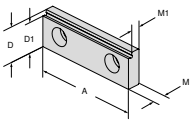

For vice width	A	A_1	D	D_1	D_2	E	M	M_1	M_2		NCG	H5G / -S / -Z	X5G-Z / -S	ESG 4	ESG 5	ESG mini	HDG 2	ZSG 4	ZSG mini	DSG 4	MSG 2	Verso	HSG
	80		28	23			10	7,5		**80 878 830**				●				●		●			

Stepped jaw, Grip

▲ Price per piece

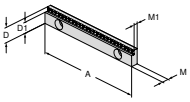

For vice width	A	A_1	D	D_1	D_2	E	M	M_1	M_2		NCG	H5G / -S / -Z	X5G-Z / -S	ESG 4	ESG 5	ESG mini	HDG 2	ZSG 4	ZSG mini	DSG 4	MSG 2	Verso	HSG
	125		18	13			8	5,5		**80 898 252**		●		●						●			
	125		18	15			8	5,5		**80 898 250**		●		●						●			

Stepped jaw, grip, 3 mm

▲ Price per piece

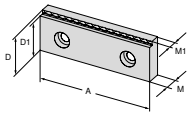

For vice width	A	A_1	D	D_1	D_2	E	M	M_1	M_2		NCG	H5G / -S / -Z	X5G-Z / -S	ESG 4	ESG 5	ESG mini	HDG 2	ZSG 4	ZSG mini	DSG 4	MSG 2	Verso	HSG
	80		28	25			10	7		**80 906 30900**				●				●		●			

General top jaws overview

Stepped jaw, grip 3, 5 and 8 mm

▲ Price per piece

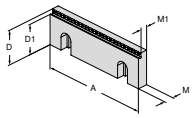

For vice width	A	A_1	D	D_1	D_2	E	M	M_1	M_2		NCG	H5G / -S / -Z	X5G-Z / -S	ESG 4	ESG 5	ESG mini	HDG 2	ZSG 4	ZSG mini	DSG 4	MSG 2	Verso	HSG
	100		35	27			10	7,5		80 892 29200	●					●	●						●
	100		35	30			10	7,5		80 892 29000	●					●	●						●
	100		35	32			10	7,5		80 892 29400	●					●	●						●
	125		40	32			11,5	9		80 892 29300	●	●		●			●	●		●			●
	125		40	35			11,5	9		80 892 29100	●	●		●			●	●		●			●
	125		40	37			11,5	9		80 892 29500	●	●		●			●	●		●			●
	160		50	42			13,5	11		80 892 29900	●			●			●	●					
	160		50	45			13,5	11		80 892 29800	●			●			●	●					
	160		50	47			13,5	11		80 892 29700	●			●			●	●					

Stepped jaw, carbide grip 3 mm

▲ Price per piece

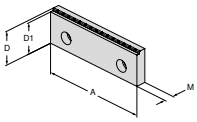

For vice width	A	A_1	D	D_1	D_2	E	M	M_1	M_2		NCG	H5G / -S / -Z	X5G-Z / -S	ESG 4	ESG 5	ESG mini	HDG 2	ZSG 4	ZSG mini	DSG 4	MSG 2	Verso	HSG
	100		35	32			7,5			80 892 37600	●	●		●			●	●		●			
	125		40	37			11,5			80 892 36500	●	●		●			●	●		●			
	160		50	47			13,5			80 892 37400	●	●		●			●	●		●			

Stepped jaw, carbide grip 5 mm

▲ Price per piece

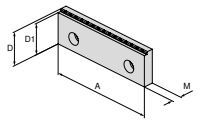

For vice width	A	A_1	D	D_1	D_2	E	M	M_1	M_2		NCG	H5G / -S / -Z	X5G-Z / -S	ESG 4	ESG 5	ESG mini	HDG 2	ZSG 4	ZSG mini	DSG 4	MSG 2	Verso	HSG
	100		35	30			12			80 892 37700	●	●		●			●	●		●			
	125		40	35			13,5			80 892 37500	●	●		●			●	●		●			
	160		50	45			15,5			80 892 37300	●	●		●			●	●		●			

Stepped jaw, 18 mm with 3 mm Grip Step

▲ Price per piece

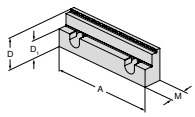

For vice width	A	A_1	D	D_1	D_2	E	M	M_1	M_2		NCG	H5G / -S / -Z	X5G-Z / -S	ESG 4	ESG 5	ESG mini	HDG 2	ZSG 4	ZSG mini	DSG 4	MSG 2	Verso	HSG
	125		40	22			21,5			80 892 288	●	●		●			●	●		●			●

General top jaws overview

Stepped jaw, 18 mm with 3 mm grip step

▲ Price per piece

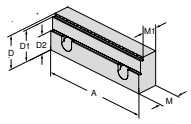

For vice width	A	A_1	D	D_1	D_2	E	M	M_1	M_2		NCG	H5G / -S / -Z	X5G-Z / -S	ESG 4	ESG 5	ESG mini	HDG 2	ZSG 4	ZSG mini	DSG 4	MSG 2	Verso	HSG
	125		40	37	22		24	19		**80 907 302**	●	●		●			●	●		●			●

Stepped jaw, grip 5 mm for aluminium and plastic

▲ Price per piece

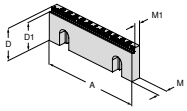

For vice width	A	A_1	D	D_1	D_2	E	M	M_1	M_2		NCG	H5G / -S / -Z	X5G-Z / -S	ESG 4	ESG 5	ESG mini	HDG 2	ZSG 4	ZSG mini	DSG 4	MSG 2	Verso	HSG
	125		40	35			11,5	8		**80 892 36100**	●	●		●			●	●		●			

Stepped jaw embossed profile

▲ Price per piece
▲ suitable for LANG embossed profile

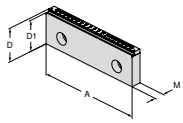



For vice width	A	A_1	D	D_1	D_2	E	M	M_1	M_2		NCG	H5G / -S / -Z	X5G-Z / -S	ESG 4	ESG 5	ESG mini	HDG 2	ZSG 4	ZSG mini	DSG 4	MSG 2	Verso	HSG
	125		40	37			11,5			**80 892 36200**	●	●		●			●	●		●			

Jaw, grip

▲ Price per piece

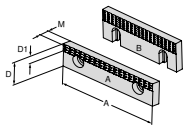

Illustration	A	A_1	D	D_1	D_2	E	M	M_1	M_2		NCG	H5G / -S / -Z	X5G-Z / -S	ESG 4	ESG 5	ESG mini	HDG 2	ZSG 4	ZSG mini	DSG 4	MSG 2	Verso	HSG
A	40		22	7			7,8			**80 892 279**						●					●		
A	65		22	7			7,8			**80 892 280**						●					●		
A	90		22	7			7,8			**80 892 284**											●		
B	100		35	12			10			**80 892 21700**	●					●	●						●
B	125		40	14,5			11,5			**80 892 21800**	●			●			●			●			●
B	160		50	14,5			13,5			**80 892 21900**	●			●			●	●					

General top jaws overview

Top jaw, grip

▲ Price per piece

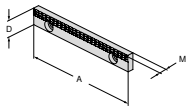

For vice width	A	A_1	D	D_1	D_2	E	M	M_1	M_2		NCG	H5G / -S / -Z	X5G-Z / -S	ESG 4	ESG 5	ESG mini	HDG 2	ZSG 4	ZSG mini	DSG 4	MSG 2	Verso	HSG
	125		18				7,8			**80 898 253**	●	●		●						●			

Ground top jaw

▲ Price per piece

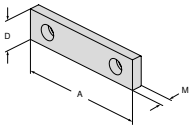

For vice width	A	A_1	D	D_1	D_2	E	M	M_1	M_2		NCG	H5G / -S / -Z	X5G-Z / -S	ESG 4	ESG 5	ESG mini	HDG 2	ZSG 4	ZSG mini	DSG 4	MSG 2	Verso	HSG
	40		22				7,7			**80 889 401**						●					●		
	40		35				10			**80 889 405**											●		
	65		22				7,7			**80 889 651**						●					●		
	65		35				10			**80 889 655**											●		
	90		22				7,7			**80 889 901**											●		
	90		35				10			**80 889 905**											●		

Ground top jaw

▲ Price per piece

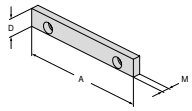

For vice width	A	A_1	D	D_1	D_2	E	M	M_1	M_2		NCG	H5G / -S / -Z	X5G-Z / -S	ESG 4	ESG 5	ESG mini	HDG 2	ZSG 4	ZSG mini	DSG 4	MSG 2	Verso	HSG
	125		18				7,6			**80 898 251**	●	●		●						●			

Top jaw, carbide coated

▲ with carbide coating
▲ Price per piece

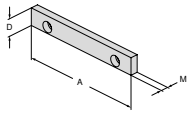

For vice width	A	A_1	D	D_1	D_2	E	M	M_1	M_2		NCG	H5G / -S / -Z	X5G-Z / -S	ESG 4	ESG 5	ESG mini	HDG 2	ZSG 4	ZSG mini	DSG 4	MSG 2	Verso	HSG
	125		18				7,6			**80 898 254**	●	●		●						●			

General top jaws overview

Smooth jaw

▲ Price per piece

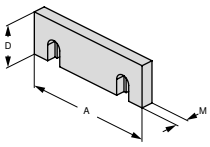

For vice width	A	A_1	D	D_1	D_2	E	M	M_1	M_2		NCG	H5G / -S / -Z	X5G-Z / -S	ESG 4	ESG 5	ESG mini	HDG 2	ZSG 4	ZSG mini	DSG 4	MSG 2	Verso	HSG
	100		35				10			80 892 20400	●					●	●						●
	125		40				11,5			80 892 20500	●			●			●	●		●			●
	160		50				13,5			80 892 20600	●			●			●	●					

Jaw, profiled

▲ Price per piece

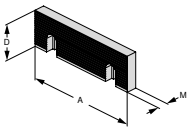

For vice width	A	A_1	D	D_1	D_2	E	M	M_1	M_2		NCG	H5G / -S / -Z	X5G-Z / -S	ESG 4	ESG 5	ESG mini	HDG 2	ZSG 4	ZSG mini	DSG 4	MSG 2	Verso	HSG
	100		35				10			80 892 20700	●					●	●						●
	125		40				11,5			80 892 20800	●			●			●	●		●			●
	160		50				13,5			80 892 20900	●			●			●	●					

Grip jaw, indexable

▲ For vertical and horizontal application
▲ Price per piece

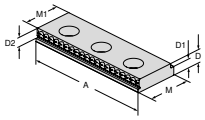

For vice width	A	A_1	D	D_1	D_2	E	M	M_1	M_2		NCG	H5G / -S / -Z	X5G-Z / -S	ESG 4	ESG 5	ESG mini	HDG 2	ZSG 4	ZSG mini	DSG 4	MSG 2	Verso	HSG
	65		8	5,5	5		22	19		80 895 340		●				●		●			●		
	100		10,5	8	5		35	32		80 895 343	●					●	●						●

Grip jaw, indexable

▲ For vertical and horizontal application
▲ 3 point clamping
▲ Price per piece

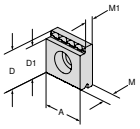

For vice width	A	A_1	D	D_1	D_2	E	M	M_1	M_2		NCG	H5G / -S / -Z	X5G-Z / -S	ESG 4	ESG 5	ESG mini	HDG 2	ZSG 4	ZSG mini	DSG 4	MSG 2	Verso	HSG
65	22		22	19			8	5,5		80 895 335		●				●		●			●		
100	35		35	32			10,5	8		80 895 345	●					●	●				●		

General top jaws overview

Jaw, cut

▲ Price per piece

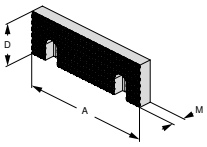

For vice width	A	A_1	D	D_1	D_2	E	M	M_1	M_2		NCG	H5G / -S / -Z	X5G-Z / -S	ESG 4	ESG 5	ESG mini	HDG 2	ZSG 4	ZSG mini	DSG 4	MSG 2	Verso	HSG
	100		35				11			80 892 20100	●					●	●						●
	125		40				12,5			80 892 20200	●			●			●	●		●			●
	160		50				14,5			80 892 20300	●			●			●	●					

Jaw, cut

▲ Price per piece

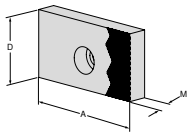

For vice width	A	A_1	D	D_1	D_2	E	M	M_1	M_2		NCG	H5G / -S / -Z	X5G-Z / -S	ESG 4	ESG 5	ESG mini	HDG 2	ZSG 4	ZSG mini	DSG 4	MSG 2	Verso	HSG
	40		35				11			80 889 408											●		
	40		22				8			80 889 404						●					●		
	65		35				11			80 889 658											●		
	65		22				8			80 889 654						●					●		
	90		35				11			80 889 908											●		
	90		22				8			80 889 904											●		

Soft jaw, steel

▲ Material: 16MnCr5
▲ Only for vertical application
▲ Price per piece

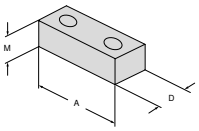

For vice width	A	A_1	D	D_1	D_2	E	M	M_1	M_2		NCG	H5G / -S / -Z	X5G-Z / -S	ESG 4	ESG 5	ESG mini	HDG 2	ZSG 4	ZSG mini	DSG 4	MSG 2	Verso	HSG
	40		22				20			80 895 244						●					●		
	65		22				20			80 895 245		●		●		●		●			●		
	90		22				20			80 895 246											●		

Soft jaw, steel

▲ Material: 14NiCr14
▲ for the preparation of formed jaws
▲ Price per piece

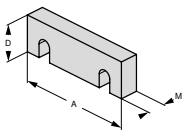

For vice width	A	A_1	D	D_1	D_2	E	M	M_1	M_2		NCG	H5G / -S / -Z	X5G-Z / -S	ESG 4	ESG 5	ESG mini	HDG 2	ZSG 4	ZSG mini	DSG 4	MSG 2	Verso	HSG
	100		35				16			80 892 24700	●					●	●						●
	125		40				20			80 892 24800	●	●		●			●	●		●			●
	160		50				20			80 892 24900	●			●			●	●					

General top jaws overview

Prismatic jaw

▲ with horizontal and vertical prism
▲ prism horizontally and vertically ground for parallelism
▲ Price per piece

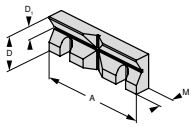

For clamping diameter	A	A_1	D	D_1	D_2	E	M	M_1	M_2		NCG	H5G / -S / -Z	X5G-Z / -S	ESG 4	ESG 5	ESG mini	HDG 2	ZSG 4	ZSG mini	DSG 4	MSG 2	Verso	HSG
11 - 41	100		35	13			15,5			**80 892 26100**	●					●	●						●
14 - 48	125		40	16			17,5			**80 892 26200**	●	●		●			●	●		●			●
16 - 60	160		50	20			19,5			**80 892 26300**	●			●			●	●					

Prismatic jaw

▲ with horizontal and vertical prism
▲ price per piece

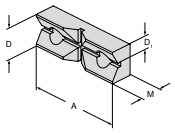

For clamping diameter	A	A_1	D	D_1	D_2	E	M	M_1	M_2		NCG	H5G / -S / -Z	X5G-Z / -S	ESG 4	ESG 5	ESG mini	HDG 2	ZSG 4	ZSG mini	DSG 4	MSG 2	Verso	HSG
11 - 22	65		22	11			15			**80 895 337**		●				●		●			●		

Precision pull down jaw

▲ Pull down jaw is only for use on the movable jaw
▲ Price per piece

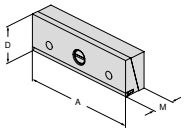

For vice width	A	A_1	D	D_1	D_2	E	M	M_1	M_2		NCG	H5G / -S / -Z	X5G-Z / -S	ESG 4	ESG 5	ESG mini	HDG 2	ZSG 4	ZSG mini	DSG 4	MSG 2	Verso	HSG
	90		35				25			**80 892 356**											●		
	100		35				25			**80 892 370**	●					●							●
	125		40				25			**80 892 371**	●	●		●			●	●		●			●
	160		50				27,5			**80 892 372**	●			●			●	●					

Adapter jaws with pull down

▲ for the types NCG, NCG2, and HDG2
▲ with reciprocal pull down feather/spring jaws
▲ price per piece

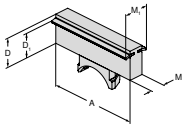

For vice width	A	A_1	D	D_1	D_2	E	M	M_1	M_2		NCG	H5G / -S / -Z	X5G-Z / -S	ESG 4	ESG 5	ESG mini	HDG 2	ZSG 4	ZSG mini	DSG 4	MSG 2	Verso	HSG
	100		35	28			28	45		**80 892 258**	●												
	125		40	32,5			20	35		**80 892 259**	●						●						
	160		50	42			20	35		**80 892 260**	●						●						

General top jaws overview

Multipin front jaw

▲ Price per piece

NCG | HDG 2

NEW

A mm	D mm	80 890 ...
125	40	30200

Pull down jaw with spring plate

▲ for finish machining
▲ Price per piece

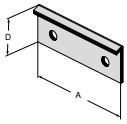

For vice width	A	A_1	D	D_1	D_2	E	M	M_1	M_2		NCG	H5G / -S / -Z	X5G-Z / -S	ESG 4	ESG 5	ESG mini	HDG 2	ZSG 4	ZSG mini	DSG 4	MSG 2	Verso	HSG
	80		24							80 901 309				●				●		●			
	125		35							80 901 310				●				●		●			
	160		45							80 901 311				●				●					

Pull down jaw with spring plate

▲ for finish machining
▲ Price per piece

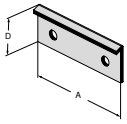

For vice width	A	A_1	D	D_1	D_2	E	M	M_1	M_2		NCG	H5G / -S / -Z	X5G-Z / -S	ESG 4	ESG 5	ESG mini	HDG 2	ZSG 4	ZSG mini	DSG 4	MSG 2	Verso	HSG
	65		23							80 898 923						●					●		
	100		36							80 898 924	●					●	●						●
	125		41							80 898 925	●						●						●
	160		51							80 898 926	●						●						

Spring leaf pull down jaw

▲ Price per piece

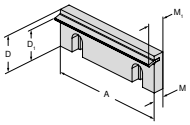

For vice width	A	A_1	D	D_1	D_2	E	M	M_1	M_2		NCG	H5G / -S / -Z	X5G-Z / -S	ESG 4	ESG 5	ESG mini	HDG 2	ZSG 4	ZSG mini	DSG 4	MSG 2	Verso	HSG
	100		35	28			10	18,5		80 892 22800	●					●	●						●
	125		40	32,5			11,5	19		80 892 22900	●			●			●	●		●			●
	160		50	42			13,5	21		80 892 23000	●			●			●	●					

Workpiece supports overview

Workpiece supports, offset

▲ hardened and ground
▲ held by means of spring wedge in the baseplate
▲ Price for 2 pieces

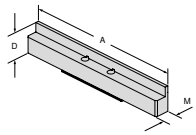

For vice width	A	A_1	D	D_1	D_2	E	M	M_1	M_2		NCG	H5G / -S / -Z	X5G-Z / -S	ESG 4	ESG 5	ESG mini	HDG 2	ZSG 4	ZSG mini	DSG 4	MSG 2	Verso	HSG
	100		16				10,5			**80 890 401**	●												
	100		11				10,5			**80 890 400**	●												
	100		23				10,5			**80 890 409**	●												
	100		25,5				10,5			**80 890 411**	●												
	100		29,5				10,5			**80 890 421**	●												
	125		32,5				10,5			**80 890 395**	●												
	125		11				10,5			**80 890 390**	●												
	125		16				10,5			**80 890 391**	●												
	125		21				10,5			**80 890 392**	●												
	125		26				10,5			**80 890 393**	●												
	125		29				10,5			**80 890 394**	●												
	125		36				10,5			**80 890 396**	●												
	125		25				10,5			**80 890 422**	●												
	160		39				10,5			**80 890 454**	●												
	160		26				10,5			**80 890 452**	●												
	160		42,5				10,5			**80 890 456**	●												

For vice width	A	A_1	D	D_1	D_2	E	M	M_1	M_2		NCG	H5G / -S / -Z	X5G-Z / -S	ESG 4	ESG 5	ESG mini	HDG 2	ZSG 4	ZSG mini	DSG 4	MSG 2	Verso	HSG
	125						10,5			**80 890 399**	●												

80 890 399: Set of 7 workpiece supports of 2 pieces in a wooden box (exclusive **80 890 422**)

Workpiece supports, offset

▲ Price for 2 pieces

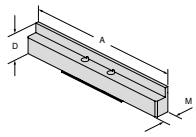

For vice width	A	A_1	D	D_1	D_2	E	M	M_1	M_2		NCG	H5G / -S / -Z	X5G-Z / -S	ESG 4	ESG 5	ESG mini	HDG 2	ZSG 4	ZSG mini	DSG 4	MSG 2	Verso	HSG
	65		11				10,5			**80 897 011**						●							
	65		16				10,5			**80 897 016**						●							

Workpiece supports, offset

▲ Price for 2 pieces

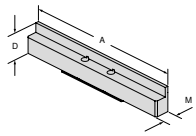

For vice width	A	A_1	D	D_1	D_2	E	M	M_1	M_2		NCG	H5G / -S / -Z	X5G-Z / -S	ESG 4	ESG 5	ESG mini	HDG 2	ZSG 4	ZSG mini	DSG 4	MSG 2	Verso	HSG
	40		11				10,5			**80 897 004**						●							
	40		16				10,5			**80 897 005**						●							

Workpiece supports overview

Workpiece supports, offset

- ▲ Hardened and ground
- ▲ Held by means of clamping springs in the base plate
- ▲ 2 pieces contained in set
- ▲ Price per set

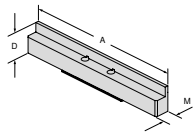

For vice width	A	A_1	D	D_1	D_2	E	M	M_1	M_2		NCG	H5G / -S / -Z	X5G-Z / -S	ESG 4	ESG 5	ESG mini	HDG 2	ZSG 4	ZSG mini	DSG 4	MSG 2	Verso	HSG
	125		11				10,5			**80 901 703**				●									
	125		21				10,5			**80 901 704**				●									
	125		25				10,5			**80 901 705**				●									
	160		26				10,5			**80 901 700**				●									
	125		32,5				10,5			**80 901 706**				●									
	160		39				10,5			**80 901 701**				●									
	160		42,5				10,5			**80 901 702**				●									

Workpiece supports, offset

- ▲ Hardened and ground
- ▲ Held by means of clamping springs in the base plate
- ▲ Two pieces contained in set
- ▲ Price per set

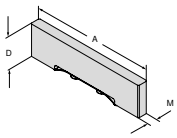

For vice width	A	A_1	D	D_1	D_2	E	M	M_1	M_2		NCG	H5G / -S / -Z	X5G-Z / -S	ESG 4	ESG 5	ESG mini	HDG 2	ZSG 4	ZSG mini	DSG 4	MSG 2	Verso	HSG
	80		15				10,5			**80 901 707**				●									
	80		20				10,5			**80 901 708**				●									

Workpiece supports, offset

- ▲ Hardened and ground
- ▲ Held by means of clamping springs in the base plate
- ▲ Two pieces contained in set
- ▲ Price per set

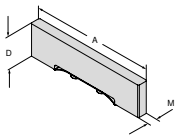

For vice width	A	A_1	D	D_1	D_2	E	M	M_1	M_2		NCG	H5G / -S / -Z	X5G-Z / -S	ESG 4	ESG 5	ESG mini	HDG 2	ZSG 4	ZSG mini	DSG 4	MSG 2	Verso	HSG
	125		15				10,5			**80 906 715**										●			
	125		22				10,5			**80 906 722**										●			
	125		25				10,5			**80 906 725**										●			
	125		32,5				10,5			**80 906 732**										●			

Workpiece supports overview

Workpiece surface, offset

▲ hardened and ground
▲ price for 2 pieces

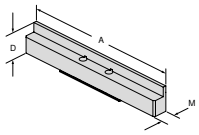

For vice width	A	A_1	D	D_1	D_2	E	M	M_1	M_2		NCG	H5G / -S / -Z	X5G-Z / -S	ESG 4	ESG 5	ESG mini	HDG 2	ZSG 4	ZSG mini	DSG 4	MSG 2	Verso	HSG
	40		11				10,5			**80 889 411**											●		
	40		16				10,5			**80 889 416**											●		
	40		21				10,5			**80 889 421**											●		
	40		25				10,5			**80 889 425**											●		
	40		28				10,5			**80 889 428**											●		
	40		30				10,5			**80 889 430**											●		
	40		32,5				10,5			**80 889 432**											●		
	65		11				10,5			**80 889 611**											●		
	65		16				10,5			**80 889 616**											●		
	65		21				10,5			**80 889 622**											●		
	65		25				10,5			**80 889 625**											●		
	65		28				10,5			**80 889 628**											●		
	65		30				10,5			**80 889 630**											●		
	65		32,5				10,5			**80 889 632**											●		
	90		11				10,5			**80 889 911**											●		
	90		16				10,5			**80 889 916**											●		
	90		21				10,5			**80 889 921**											●		
	90		25				10,5			**80 889 925**											●		
	90		28				10,5			**80 889 928**											●		
	90		30				10,5			**80 889 930**											●		
	90		32,5				10,5			**80 889 932**											●		

Workpiece supports

▲ hardened and ground
▲ held by spring clips in the baseplate
▲ Price for 2 pieces

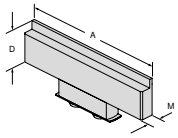

For vice width	A	A_1	D	D_1	D_2	E	M	M_1	M_2		NCG	H5G / -S / -Z	X5G-Z / -S	ESG 4	ESG 5	ESG mini	HDG 2	ZSG 4	ZSG mini	DSG 4	MSG 2	Verso	HSG
	100		16				10,5			**80 892 401**							●						
	100		25,5				10,5			**80 892 411**							●						
	100		29,5				10,5			**80 892 421**							●						
	125		11				10,5			**80 892 390**							●						
	125		16				10,5			**80 892 391**							●						
	125		21				10,5			**80 892 392**							●						
	125		26				10,5			**80 892 393**							●						
	125		29				10,5			**80 892 394**							●						
	125		32,5				10,5			**80 892 395**							●						
	125		36				10,5			**80 892 396**							●						
	160		26				10,5			**80 892 403**							●						
	160		39				10,5			**80 892 413**							●						
	160		42,5				10,5			**80 892 423**							●						

For vice width	A	A_1	D	D_1	D_2	E	M	M_1	M_2		NCG	H5G / -S / -Z	X5G-Z / -S	ESG 4	ESG 5	ESG mini	HDG 2	ZSG 4	ZSG mini	DSG 4	MSG 2	Verso	HSG
	125						10,5			**80 892 399**							●						

80 892 399: Set of 7 workpiece supports of 2 pieces in a wooden box

17

Magnet workpiece supports, set

- ▲ With clearance on the underside
- ▲ Flexible and rational clamping
- ▲ Height accuracy +/- 0.01 mm
- ▲ Quick and easy to install thanks to magnetic adhesion

Workpiece supports overview

Magnet workpiece supports, set

- ▲ Stainless spring steel
- ▲ Pressed magnets
- ▲ Delivered in set: 5 pairs of 2 pieces
- ▲ Price per set

A	D	M	NEW	NCG	H5G / -S / -Z	X5G-Z / -S	ESG 4	ESG 5	ESG mini	HDG 2	ZSG 4	ZSG mini	DSG 4	MSG 2	Verso	HSG
80	5 / 10 / 15 / 20 / 22	2,5	**80 878 79800**			●	●				●		●			
125	8 / 12 / 15 / 20 / 22	2,5	**80 878 79700**	●		●	●			●	●		●			
125	8 / 12 / 20 / 25 / 27	2,5	**80 878 79900**	●		●	●			●	●		●			

Magnet workpiece supports, set

- ▲ Stainless spring steel
- ▲ Pressed magnets
- ▲ Delivered in set: 5 pairs of 2 pieces
- ▲ Price per set

A	D	M		NCG	H5G / -S / -Z	X5G-Z / -S	ESG 4	ESG 5	ESG mini	HDG 2	ZSG 4	ZSG mini	DSG 4	MSG 2	Verso	HSG
100	12 / 20 / 25 / 30 / 32	2,5	**80 892 79700**	●		●			●	●	●					
125	12 / 25 / 30 / 35 / 37	2,5	**80 892 79800**	●		●				●	●		●			
160	15 / 30 / 40 / 45 / 47	2,5	**80 892 79900**	●		●	●			●	●					

Magnet workpiece supports, set

- ▲ Stainless spring steel
- ▲ Pressed magnets
- ▲ Delivered in set: 5 pairs of 2 pieces
- ▲ Price per set

A	D	M		NCG	H5G / -S / -Z	X5G-Z / -S	ESG 4	ESG 5	ESG mini	HDG 2	ZSG 4	ZSG mini	DSG 4	MSG 2	Verso	HSG
125	9 / 22 / 27 / 32 / 34	2,5	**80 901 79900**	●		●				●	●		●			

Workpiece supports overview

Magnet workpiece supports

▲ Price per pair

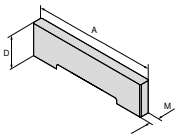

A	D	M		NCG	H5G / -S / -Z	X5G-Z / -S	ESG 4	ESG 5	ESG mini	HDG 2	ZSG 4	ZSG mini	DSG 4	MSG 2	Verso	HSG
80	5	2,5	80 892 79600			●	●				●		●			
80	10	2,5	80 892 79500	●		●	●			●	●		●			
80	15	2,5	80 892 79400			●	●				●		●			
80	20	2,5	80 892 79300			●	●			●	●		●			
80	22	2,5	80 892 79200			●	●				●		●			
100	12	2,5	80 892 79100	●		●			●	●	●					
100	20	2,5	80 892 79000	●		●			●	●	●					
100	25	2,5	80 892 78900	●		●			●	●	●					
100	27	2,5	80 892 78800	●		●			●	●	●					
100	29	2,5	80 892 78700	●		●			●	●	●					
100	30	2,5	80 892 78600	●		●			●	●	●					
100	31	2,5	80 892 78500	●		●			●	●	●					
100	32	2,5	80 892 78400	●		●			●	●	●					
125	8	2,5	80 892 78300	●		●				●	●		●			
125	9	2,5	80 892 78200	●		●				●	●		●			
125	10	2,5	80 892 78100	●		●				●	●		●			
125	12	2,5	80 892 78000	●		●				●	●		●			
125	15	2,5	80 892 77900	●		●				●	●		●			
125	20	2,5	80 892 77800	●		●				●	●		●			
125	22	2,5	80 892 77700	●		●				●	●		●			
125	23	2,5	80 892 77600	●		●				●	●		●			
125	25	2,5	80 892 77500	●		●				●	●		●			
125	27	2,5	80 892 77400	●		●				●	●		●			
125	30	2,5	80 892 77300	●		●				●	●		●			
125	31	2,5	80 892 77200	●		●				●	●		●			
125	32	2,5	80 892 77100	●		●				●	●		●			
125	33	2,5	80 892 77000	●		●				●	●		●			
125	34	2,5	80 892 76900	●		●				●	●		●			
125	35	2,5	80 892 76800	●		●				●	●		●			
125	36	2,5	80 892 76700	●		●				●	●		●			
125	37	2,5	80 892 76600	●		●				●	●		●			
160	15	2,5	80 892 76500	●		●				●	●					
160	22	2,5	80 892 76400	●		●				●	●					
160	30	2,5	80 892 76300	●		●				●	●					
160	37	2,5	80 892 76200	●		●				●	●					
160	40	2,5	80 892 76100	●		●				●	●					
160	41	2,5	80 892 76000	●		●				●	●					
160	42	2,5	80 892 75900	●		●				●	●					
160	43	2,5	80 892 75800	●		●				●	●					
160	44	2,5	80 892 75700	●		●				●	●					
160	45	2,5	80 892 75600	●		●				●	●					
160	46	2,5	80 892 75500	●		●				●	●					
160	47	2,5	80 892 75400	●		●				●	●					

Workpiece support, magnetic

Scope of supply:

Including stop pin 50 mm/100 mm

for width mm	Size	80 892 ...
80/100/125/160	60x15	23800
80/100/125/160	115x15	23900

Extension for workpiece support, magnetic



for width mm	Size	80 892 ...
80/100/125/160	68x30 mm	25400

17

Accessories General Overview

Alignment and centering kit for T-slots

▲ Price per piece

ESG 4 | DSG 4 | H5G -Z | ESG mini

80 897 ...

l mm	for slot width mm	
100	14	114
100	16	116
100	18	118

Alignment and centring set

▲ Price per piece

ESG 4 | DSG 4

80 906 ...

l mm	for slot width mm	
80	12	812
80	14	814
80	16	816
80	18	818

Clamping Screw Set for T-slot for MNG

▲ Price for 2 pieces

ZSG 4 | ESG 4 | DSG 4

80 899 ...

for width mm	G	
12	M10	312
14	M12	314
16	M12	316
18	M12	318

Workpiece stop

NCG | HDG 2 | ZSG 4 | DSG 4 | H5G | ESG 4 | ESG mini

80 892 ...

400

Workpiece stop

MSG 2 | ZSG 4 | DSG 4 | ESG 4 | ESG mini

80 895 ...

010

Workpiece stop

ZSG 4 | ESG 4

80 884 ...

400

Accessories General Overview

Replacement spring plates

▲ price per piece
▲ for pull down and intermediate jaws

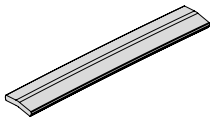

for width mm	80 892 ...
100	430
125	431
160	432

Clamping claws

▲ Price for 2 pieces

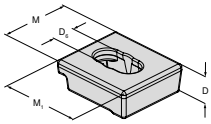

D mm	D_6 mm	M mm	M_1 mm	80 890 ...
20	16	50	57	315

Clamping levers overview

Clamping Handle with Joint

▲ without socket

Torque in Nm	Square drive	DRVS		NCG	H5G / -S / -Z	X5G-Z / -S	ESG 4	ESG 5	ESG mini	HDG 2	ZSG 4	ZSG mini	DSG 4	MSG 2	Verso	HSG	MNG
	1/2"		80 891 600				●		●		●						

Torque Wrench

▲ without socket

Torque in Nm	Square drive	DRVS		NCG	H5G / -S / -Z	X5G-Z / -S	ESG 4	ESG 5	ESG mini	HDG 2	ZSG 4	ZSG mini	DSG 4	MSG 2	Verso	HSG	MNG
10 - 100	1/2"		80 884 502				●		●	●	●	●	●				
20 - 200	1/2"		80 884 504			●	●			●	●	●					

Torque key

▲ without socket

Torque in Nm	Square drive	DRVS		NCG	H5G / -S / -Z	X5G-Z / -S	ESG 4	ESG 5	ESG mini	HDG 2	ZSG 4	ZSG mini	DSG 4	MSG 2	Verso	HSG	MNG
5 - 50	3/8"		80 884 402									●		●	●		●

Control set

▲ Torque key incl. socket, screwdriver A/F10 and 1/2" extension

Torque in Nm	Square drive	DRVS		NCG	H5G / -S / -Z	X5G-Z / -S	ESG 4	ESG 5	ESG mini	HDG 2	ZSG 4	ZSG mini	DSG 4	MSG 2	Verso	HSG	MNG
	3/8"	10	80 899 410														●

Clamping levers overview

Socket

▲ Suitable for 1/2" and 3/8" square drive

Torque in Nm	Square drive	DRVS		NCG	H5G / -S / -Z	X5G-Z / -S	ESG 4	ESG 5	ESG mini	HDG 2	ZSG 4	ZSG mini	DSG 4	MSG 2	Verso	HSG	MNG
	3/8"	5	**80 877 105**														
	3/8"	8	**80 877 108**						●					●	●		●
	1/2"	8	**80 877 208**														
	1/2"	10	**80 877 210**						●								
	1/2"	14	**80 877 214**			●			●								

Socket

▲ Suitable for 1/2" and 3/8" square drive

Torque in Nm	Square drive	DRVS		NCG	H5G / -S / -Z	X5G-Z / -S	ESG 4	ESG 5	ESG mini	HDG 2	ZSG 4	ZSG mini	DSG 4	MSG 2	Verso	HSG	MNG
	3/8"	7	**80 875 107**											●			
	3/8"	11	**80 875 11100**									●					
	3/8"	12	**80 875 112**				●				●		●				
	1/2"	12	**80 875 212**				●				●		●				
	1/2"	14	**80 875 214**				●				●		●				

Screws Overview

Clamping screw for top jaws

▲ DIN EN ISO 4762 (1998-02)

For vice width	G	J_{17}		NCG	H5G / -S / -Z	X5G-Z / -S	ESG 4	ESG 5	ESG mini	HDG 2	ZSG 4	ZSG mini	DSG 4	MSG 2	Verso	HSG	MNG
	M8x12		80 892 296	●	●					●	●						

Clamping screw with shallow head for top jaws

▲ see DIN7984 (1985-05)

For vice width	G	J_{17}		NCG	H5G / -S / -Z	X5G-Z / -S	ESG 4	ESG 5	ESG mini	HDG 2	ZSG 4	ZSG mini	DSG 4	MSG 2	Verso	HSG	MNG
	M8x10		80 889 950	●	●					●	●			●			

Clamping screw for system jaws

▲ Price per piece

For vice width	G	J_{17}		NCG	H5G / -S / -Z	X5G-Z / -S	ESG 4	ESG 5	ESG mini	HDG 2	ZSG 4	ZSG mini	DSG 4	MSG 2	Verso	HSG	MNG
	M12x20		80 890 630	●	●												
	M12x40		80 890 632	●	●												

Allen cap screw

▲ DIN 912

For vice width	G	J_{17}		NCG	H5G / -S / -Z	X5G-Z / -S	ESG 4	ESG 5	ESG mini	HDG 2	ZSG 4	ZSG mini	DSG 4	MSG 2	Verso	HSG	MNG
	M12x45		80 899 124											●			●

Dowel screws

▲ Price for 2 pieces

For vice width	G	J_{17}		NCG	H5G / -S / -Z	X5G-Z / -S	ESG 4	ESG 5	ESG mini	HDG 2	ZSG 4	ZSG mini	DSG 4	MSG 2	Verso	HSG	MNG
100	M12x38	12	80 890 313	●			●										
125 / 160	M16x55	16	80 890 314	●													

Screws Overview

Dowel screw

▲ Price for 2 pieces

For vice width	G	J_{17}		NCG	H5G / -S / -Z	X5G-Z / -S	ESG 4	ESG 5	ESG mini	HDG 2	ZSG 4	ZSG mini	DSG 4	MSG 2	Verso	HSG	MNG
125	M12x45	12	**80 895 019**		●		●				●		●	●			●

Clamping screw and T-Nuts

▲ For mounting the clamping claw
▲ Price per 2 pieces

For slot width	G	J_{17}		NCG	H5G / -S / -Z	X5G-Z / -S	ESG 4	ESG 5	ESG mini	HDG 2	ZSG 4	ZSG mini	DSG 4	MSG 2	Verso	HSG	MNG
12	M10		**80 890 308**	●	●		●		●	●	●		●	●			
14	M12		**80 890 309**	●	●		●		●	●	●		●	●			
16	M14		**80 890 310**	●	●		●		●	●	●		●	●			
18	M16		**80 890 311**	●	●		●		●	●	●		●	●			

Clamping screws for round clamps, T-Nut

▲ incl. nut and washer
▲ Price per 2 Pieces

For slot width	G	J_{17}		NCG	H5G / -S / -Z	X5G-Z / -S	ESG 4	ESG 5	ESG mini	HDG 2	ZSG 4	ZSG mini	DSG 4	MSG 2	Verso	HSG	MNG
12	M10		**80 899 112**											●			●
14	M12		**80 899 114**											●			●
16	M12		**80 899 116**											●			●
18	M12		**80 899 118**											●			●

Tenon incl. screw

▲ Price per 2 pieces



For slot width	G	J_{17}		NCG	H5G / -S / -Z	X5G-Z / -S	ESG 4	ESG 5	ESG mini	HDG 2	ZSG 4	ZSG mini	DSG 4	MSG 2	Verso	HSG	MNG
12	M6		**80 898 412**	●	●		●			●			●	●			
14	M6		**80 898 414**	●	●		●			●			●	●			
16	M6		**80 898 416**	●	●		●			●			●	●			
18	M6		**80 898 418**	●	●		●			●			●	●			