

New products for clamping technology

NEW H5G-Z and H5G-Z-S single vice

→ Page 22+23

H5G -Z | H5G -Z-S

New overall lengths for the H5G-Z and H5G-Z-S.

NEW X5G-Z single vice

→ Page 32

X5G -Z | X5G -Z-S

All the advantages that ensure optimum and simple 5- and 6-sided machining combined in a single clamping device.

NEW Single vice ESG 5



→ Page 51

ESG 5

New version of the sealed centric vice ZSG 4 as single vice.

NEW Centric Vice ZSG 4

→ Page 74–76

ZSG 4

New overall lengths for the ZSG 4.

Solid drilling and bore machining
1 HSS drilling
2 Solid carbide drilling
3 Indexable insert drilling
4 Reaming and Countersinking
5 Spindle Tooling

Threading
6 Taps and thread formers
7 Circular and Thread Milling
8 Thread turning

Turning
9 Turning Tools
10 Multifunctional Tools – EcoCut and FreeTurn
11 Grooving Tools
12 Miniature turning tools

Milling
13 HSS Milling Cutters
14 Solid Carbide milling cutters
15 Milling tools with indexable inserts

Catalogue – Clamping technology
16 Adaptors and Accessories
17 Workpiece clamping
18 Material examples and article no. Index

Table of contents

The new X5G-Z	2
Clamping systems overview	3
Toolfinder – Vices	4+5
Toolfinder – Clamping variants and clamping towers	6
Product programme	8–149
General top jaws overview	134–140
Workpiece supports overview	141–144
Accessories General Overview	145+146
Clamping levers overview	147
Screws Overview	148+149

WNT \ Performance

Premium quality tools for high performance.

The premium quality tools from the **WNT Performance** product line have been designed for specific applications and are distinguished by their outstanding performance. If you make high demands on the performance of your production and want to achieve the very best results, we recommend the Premium tools in this product line.

The new X5G-Z

Simple to extend up to a clamping range of 687 mm

▲ Fully encapsulated, mechanical spindle

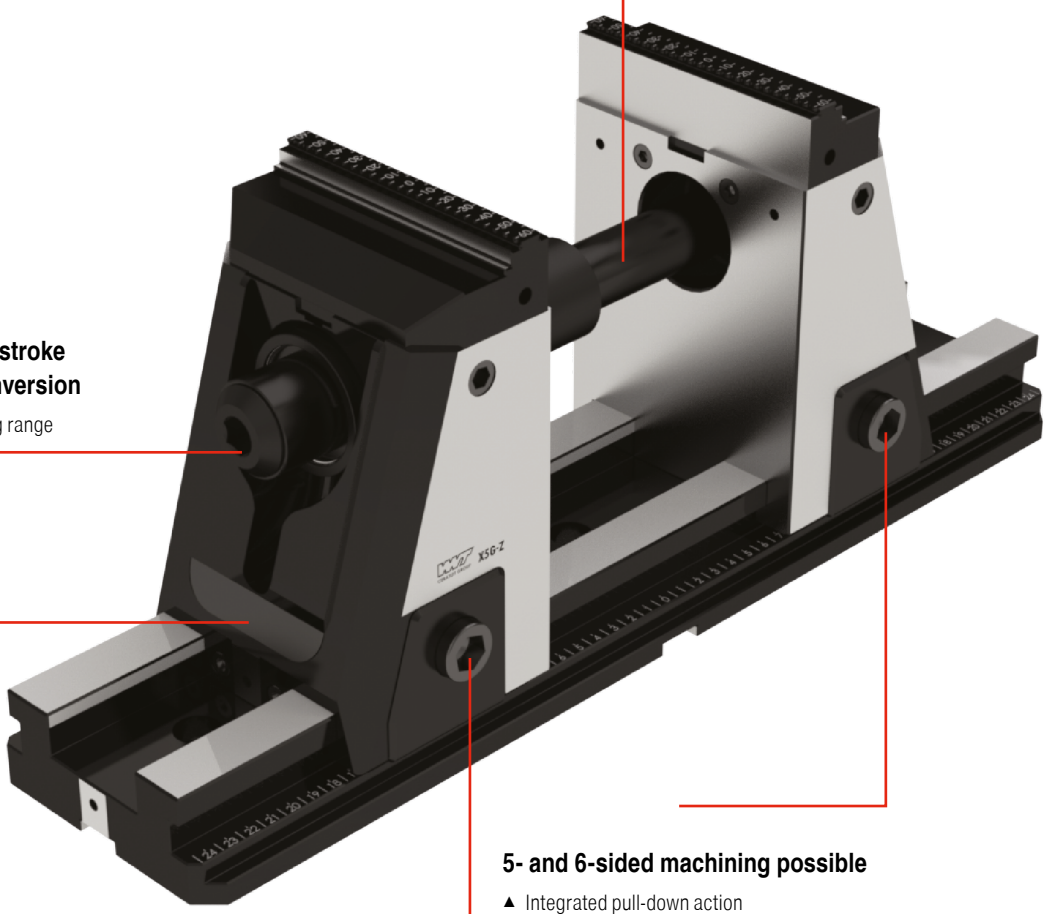

130 mm basic clamping stroke without the need for conversion

▲ Quick adjustment of clamping range

Optimised against vibrations

▲ Integrated, internal elastomer damping

5- and 6-sided machining possible

▲ Integrated pull-down action
▲ No force transmission across the seating surface

Clamping systems overview

Single clamping vice

- Power-assisted systems NCG, HDG and H5G
- Fixed jaws as reference
- High repeatability
- Very good angular accuracy

High precision and force amplification

Centric vice

- symmetrical clamping
- very good accessibility for 5-sided machining
- part datum always centered
- high repeatability

High process security with encapsulated system

Multiple vice

- Faster set up times
- multifunctional use
- optimum utilization of the machine table
- high repeatability



Increased machine uptime

Clamping variants

- Zero point clamping system
- Zero point clamping system grid plate

Reduction in setup times

Clamping Towers

- Double sided clamping tower
- Triangular clamping tower
- Cruciform clamping tower
- Cube clamping tower

A variety of clamping towers can be found in our online shop at cuttingtools.ceratizit.com

Automation made easy

Toolfinder clamping systems – Vices

	Type		Description	3 axis	5 axis
Single clamping vice	NCG		▲ 160° quick clamping ▲ rapid installation and removal of the spindle assembly ▲ quick span adjustment	✓	
	NCG 5A		▲ 160° quick clamping ▲ for 5 axis machining ▲ quick span adjustment	✓	✓
	H5G		▲ fast handle clamping ▲ 5 axis high power vice ▲ 100% encapsulated	✓	✓
	H5G -Z		▲ Fast handle clamping ▲ 5-axis high power vice ▲ 100% encapsulated ▲ With movable fixed jaw	✓	✓
	X5G -Z		▲ 100% encapsulated ▲ Optimum accessibility ▲ 5- and 6-sided machining possible ▲ Fast jaw changeover without tools	✓	✓
	ESG 4		▲ 100 % encapsulated ▲ Precision base body ▲ High clamping force ▲ Large clamping range	✓	✓
	ESG 5		▲ New version of the sealed centric vice ZSG 4 as single vice ▲ Identical dimensions and function as the ZSG 4	✓	✓
	ESG mini		▲ 100% encapsulated ▲ Compact and precise ▲ Fixed zero point ▲ Hydraulic versions also available	✓	✓
	HDG 2		▲ mechanical power transmission ▲ clamping force with only one turn of the handle ▲ infinitely variable clamping force setting	✓	
Centric vice	ZSG 4		▲ ball bearing, backlash free spindle ▲ high precision, clamping force and process security ▲ repeatability ±0.01 mm	✓	✓
Multiple vice	DSG 4		▲ Quick assembly and disassembly ▲ Flexible clamping system ▲ Can be converted into single vice	✓	✓
	MSG 2		▲ internal serration ▲ variable use	✓	✓

Jaw width in mm	Body length in mm	max. clamping range in mm	cubic workpieces	assymetrical workpieces	round workpieces	max. clamping force in kN	Page No.
100 125 160	305 390 530	245 343 506	✓	✓	✓	30 40 40	8–18
100 125	305 390	199 269	✓		✓	18 24	11–18
125	300	274	✓	✓	✓	40	19–29
125	430 500 630	396 466 596	✓	✓	✓	40	23–29
125	330 430 500 630 800	80-210 80-310 80-380 80-510 80-680	✓	✓	✓	40	30–39
80 125 160	214 362 480	192 308 324	✓	✓	✓	25 40 50	40–48
80 125 160	130+190 160+235+300 280+480	63-171 84-281 125-448	✓	✓	✓	35	49–55
40 65 100	132 180 240	122 174 243	✓	✓	✓	12 20 40	56–66
100 125 160	342 400 544	278 338 470	✓		✓	30 40 60	67–70
80 125 160	130+190 160+235+300 280+480	121–185 163–303 134–465	✓	✓	✓	25 35 50	71–86
80 125	300 320+390+460 530+600+670+740	122 114+149+184 219+254+289+324	✓	✓	✓	25 40	87–95
65 90	220–650 400–650	538 538	✓		✓	25–50	96–103

17

Toolfinder clamping systems – Clamping variants and clamping towers

	Type		mechanical	pneumatic	Comments	Page No.
Zero point clamping system grid plate	MNG		✓		All round plate for all machine tables	107–121
Multi-adapter pallets	PNG			✓	Process security thanks to self-locking mechanism	122–133
Clamping Towers			✓		Increased machine uptime	

Manual machine vice

Drilling machine vice	HSG		✓		fast jaw adjustment, compact and precise	104–106

This article can be found in our online shop at cuttingtools.ceratizit.com





Systematic clamping

Modular machine vice as system with clamping under tension. Unique, patented fast handle clamping with mechanical power assist and minimum setup times.

Your benefits:

- Quick adjustment using a crank handle
- Quick positioning with MNG on the machine table without an intermediate pallet
- Clamping force can be continuously adjusted 4 – 40 kN
- 160° quick clamping
- Quick and easy jaw change with 4 screws
- Easy cleaning thanks to rapid disassembly of the entire spindle unit
- Extensive modular jaw range

Clamping/aligning:

Clamping with two dowel screws
dia. 12_{f7} / M12 (NCG 100) **Article no. 80 890 313** or
dia. 16_{g5} / M16 (NCG 125 / 160) **Article no. 80 890 314**



Alignment through 20^{H7} precision slot nuts in the base body and clamping with clamping claws

Alignment and clamping with MNG zero point clamping system (2 – 3 mounting bolts)

NC-quick clamping vice with combi reversible jaw plus

▲ Thanks to additional threads, top jaws with heights of 18 mm and 40 mm can be used.

Scope of supply:

NC-quick vice, including 4 clamping claws, 2 combi reversible jaw plus, clamping lever, without clamping screws.

NCG

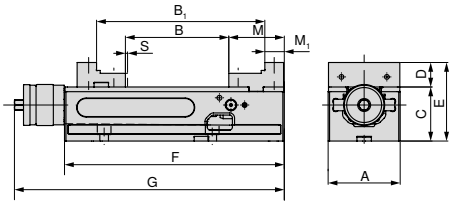

NEW

A mm	B mm	B_1 mm	C -0.02 mm	D mm	E mm	F mm	G mm	M mm	M_1 mm	S mm	MXC kN	WT kg	80 890 ...
125	0 - 212	96 - 307	100	39	139	390	457	89	39	3	4 - 40	34	12500

NC-quick clamping vice with combination jaw

▲ Fast 160° handle clamping
▲ Rapid installation and removal of the spindle assembly
▲ S = powerstroke

Scope of supply:

NC-quick vice, including 4 clamping claws, 2 combi reversible jaws (one side stepped, one side smooth), clamping lever, without clamping screws.

NCG

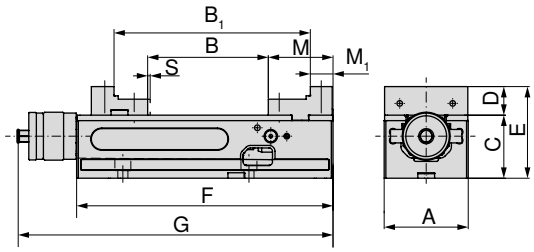

A mm	B mm	B_1 mm	C -0.02 mm	D mm	E mm	F mm	G mm	M mm	M_1 mm	S mm	MXC kN	WT kg	80 890 ...
100	0 - 155	91 - 245	75	34	109	305	374	77	27	2,5	4 - 30	19	602
125	0 - 212	96 - 307	100	39	139	390	457	89	39	3	4 - 40	34	627
160	0 - 314	113 - 426	115	49	164	530	600	108	52	3	4 - 40	68	662

Vice guide

Underside Dimensions	12	System accessories	14–18
MNG-/PNG zero point clamping system	107–126	General accessories	134–149

NC-quick clamping vice with standard jaw

- Fast 160° handle clamping
- Rapid installation and removal of the spindle assembly
- S = powerstroke

Scope of supply:

NC-quick vice, including 4 clamping claws, 2 standard reversible jaws (one side smooth, one side serrated), clamping lever, without clamping screws.

NCG

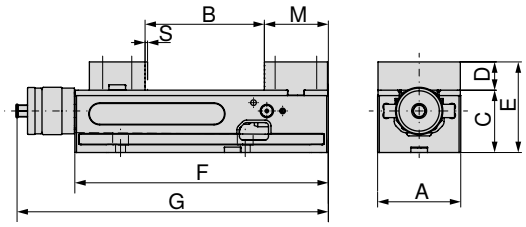

A mm	B mm	C -0.02 mm	D mm	E mm	F mm	G mm	M mm	S mm	MXC kN	WT kg	80 890 ...
100	0 - 155	75	34	109	305	374	77	2,5	4 - 30	19,5	600
125	0 - 212	100	39	139	390	457	89	3	4 - 40	35,0	625
160	0 - 314	115	49	164	530	600	108	3	4 - 40	70,0	660

NC-quick clamping vice with adapter and pendulum jaws

- fast 160° lever clamping
- rapid installation and removal of the spindle assembly
- S = powerstroke
- simple raw part clamping
- free positioning of the 6-face reversible jaw which can be found in the accessories

Scope of supply:

NC-quick vice (type NCG base body) with 1 fixed adapter plate and 1 pendulum jaw, clamping lever, 4 clamping claws, without 6-face indexable jaws

NCG

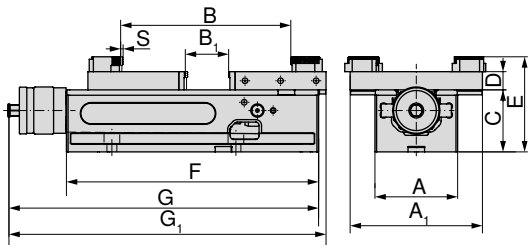

A mm	A_1 mm	B mm	B_1 mm	C -0.02 mm	D mm	E mm	F mm	G mm	G_1 mm	S mm	MXC kN	WT kg	80 890 ...
100	160	10 - 230	0 - 77	75	22	115	305	374	383	2,5	4 - 30	19	636
125	192	16 - 343	0 - 152	100	22	140	390	457	478	3	4 - 40	34	637
160	256	15 - 506	0 - 237	115	22	155	530	600	631	3	4 - 40	68	638

Vice guide

Underside Dimensions	12	System accessories	14–18
MNG-/PNG zero point clamping system	107–126	General accessories	134–149

NC quick vice 5A with high support jaws

- Fast 160° handle clamping
- Rapid installation and removal of the spindle assembly
- S = powerstroke
- Ideally suited to 5-axis machining due to optimum accessibility
- Reversible jaws for clamping range extension
- 100 mm base body has 2 slots for moving the fixed jaw
- 125 mm base body has 3 slots for moving the fixed jaw

Scope of supply:

NC quick clamping vice incl. 2 high base jaws, 2 'grip' stepped jaws 5 mm, 1 clamping lever, 4 clamping claws, without clamping screws.

NCG 5A

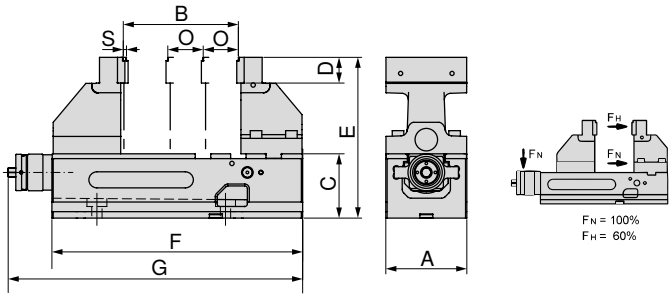

80 890 ...

A mm	B mm	C mm	D mm	E mm	F mm	G mm	O mm	S mm	MXC kN	WT kg	
100	6 - 127	75	35	200	305	374	50	2,5	4 - 18 (30)	21,5	**605**
125	6 - 179	100	40	250	390	457	55	3	4 - 24 (40)	42,0	**635**

Vice guide

Underside Dimensions	12	Structural dimension tables for the different jaws	13
System accessories	14–18	MNG-/PNG zero point clamping system	107–126
General accessories	134–149		

NCG underside dimensions

Base width 100 mm

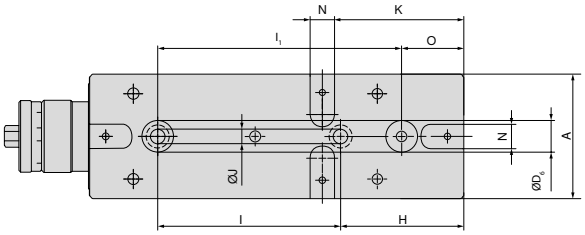

A mm	H mm	I ±0,015 mm	J F7 mm	K mm	N H7 mm	O mm	I1 ±0,015 mm	D6 H7 mm
100	100	150	12	105	20	50	200	25

Base width 125 mm

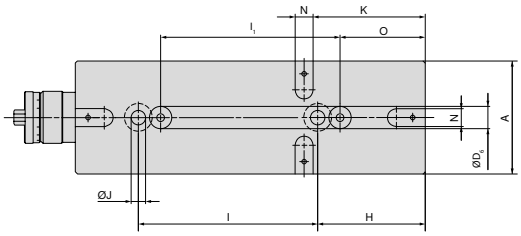

A mm	H mm	I ±0,015 mm	J F7 mm	K mm	N H7 mm	O mm	I1 ±0,015 mm	D6 H7 mm
125	120	200	16	125	20	95	200	25

Base width 160 mm

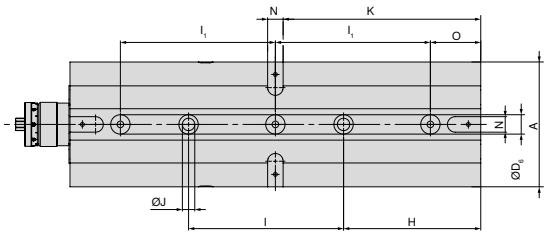

A mm	H mm	I ±0,015 mm	J F7 mm	K mm	N H7 mm	O mm	I1 ±0,015 mm	D6 H7 mm
160	177	200	16	255	20	65	200	25

NCG 5A structural dimension table for different jaw positions

NCG 5A 100 mm

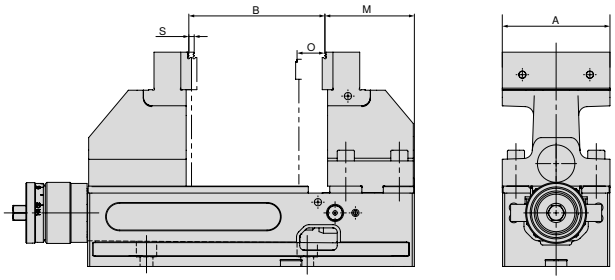

A mm	B mm	M mm	O mm	S mm
100	6 - 127	84,5	50	2,5

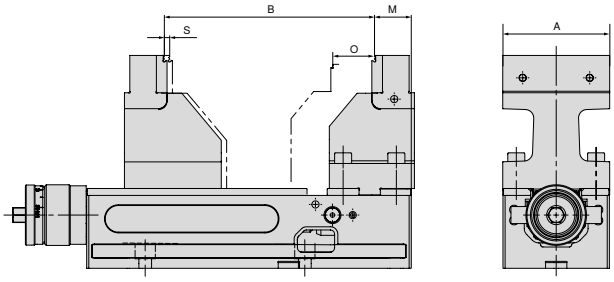

A mm	B mm	M mm	O mm	S mm
100	97 - 199	34,5	50	2,5

NCG 5A 125 mm

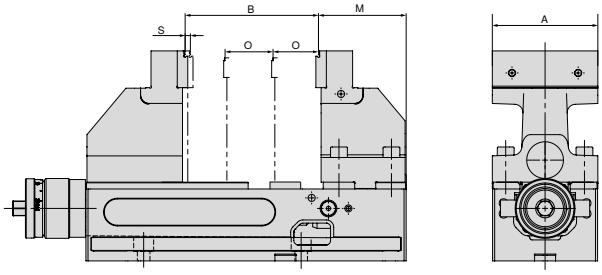

A mm	B mm	M mm	O mm	S mm
125	6 - 182	91	55	3

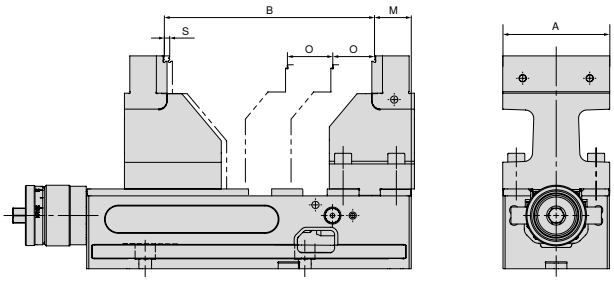

A mm	B mm	M mm	O mm	S mm
125	117 - 269	36	55	3

System jaws overview

Combi reversible jaw plus, fixed

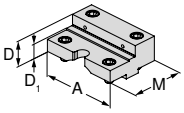

- For the extension of the clamping range
- Jaws hardened
- includes fixing bolts
- price per piece

Description	A	D	D_1	M	M_1	price	Article no.	NCG	H5G / -S / -Z	X5G-Z / -S	ESG 4	ESG 5	ESG mini	HDG 2	ZSG 4	DSG 4	MSG 2
							NEW										
	125	39,8	22	88			80 890 35100	●									

Combi reversible jaw plus, movable

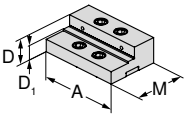

- For the extension of the clamping range
- Jaws hardened
- includes fixing bolts
- price per piece

Description	A	D	D_1	M	M_1	price	Article no.	NCG	H5G / -S / -Z	X5G-Z / -S	ESG 4	ESG 5	ESG mini	HDG 2	ZSG 4	DSG 4	MSG 2
							NEW										
	125	39,8	22	82			80 890 35200	●									

Standard reversible jaw, fixed

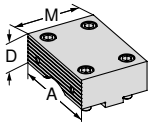

- 1 side smooth, 1 side grooved
- includes fixing bolts
- price per piece

Description	A	D	D_1	M	M_1	price	Article no.	NCG	H5G / -S / -Z	X5G-Z / -S	ESG 4	ESG 5	ESG mini	HDG 2	ZSG 4	DSG 4	MSG 2
	100	34		76			80 890 323	●									
	125	39		88			80 890 324	●									
	160	49		108			80 890 325	●									

Standard reversible jaw, movable

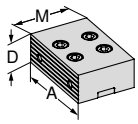

- 1 side smooth, 1 side grooved
- includes fixing bolts
- price per piece

Description	A	D	D_1	M	M_1	price	Article no.	NCG	H5G / -S / -Z	X5G-Z / -S	ESG 4	ESG 5	ESG mini	HDG 2	ZSG 4	DSG 4	MSG 2
	100	34		67			80 890 327	●									
	125	39		82			80 890 328	●									
	160	49		108			80 890 329	●									

Combi reversible jaw, fixed

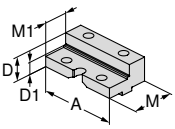

- For the extension of the clamping range
- Jaws hardened
- includes fixing bolts
- price per piece

Description	A	D	D_1	M	M_1	price	Article no.	NCG	H5G / -S / -Z	X5G-Z / -S	ESG 4	ESG 5	ESG mini	HDG 2	ZSG 4	DSG 4	MSG 2
	100	34	23	76	50		80 890 343	●					●				
	125	39	25	88	50		80 890 344	●									
	160	49	28	108	56		80 890 342	●									

Combi reversible jaw, movable

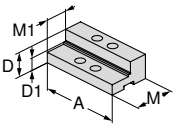

- For the extension of the clamping range
- Jaws hardened
- includes fixing bolts
- price per piece

Description	A	D	D_1	M	M_1	price	Article no.	NCG	H5G / -S / -Z	X5G-Z / -S	ESG 4	ESG 5	ESG mini	HDG 2	ZSG 4	DSG 4	MSG 2
	100	34	23	67	40		80 890 347	●					●				
	125	39	25	82	45		80 890 348	●									
	160	49	28	108	56		80 890 346	●									

System jaws overview

Soft jaw, steel, fixed

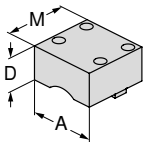

- For producing shaped jaws (hardenable)
- Without fixing screws
- Price per piece

Description	A	A_1	D	E	M	price	Article no.	NCG	H5G / -S / -Z	X5G-Z / -S	ESG 4	ESG 5	ESG mini	HDG 2	ZSG 4	DSG 4	MSG 2
	100		50		95		80 890 763	●									
	125		50		110		80 890 764	●									

Soft jaw, steel, movable

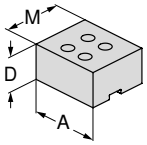

- For producing shaped jaws (hardenable)
- Without fixing screws
- Price per piece

Description	A	A_1	D	E	M	price	Article no.	NCG	H5G / -S / -Z	X5G-Z / -S	ESG 4	ESG 5	ESG mini	HDG 2	ZSG 4	DSG 4	MSG 2
	100		50		85		80 890 767	●									
	125		50		100		80 890 768	●									

5A carrier jaw, fixed

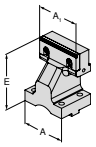

- Price per piece
- With stepped grip jaw, 5 mm

Description	A	A_1	D	E	M	price	Article no.	NCG	H5G / -S / -Z	X5G-Z / -S	ESG 4	ESG 5	ESG mini	HDG 2	ZSG 4	DSG 4	MSG 2
	100	100		125			80 890 364	●									
	125	125		150			80 890 366	●									

5A carrier jaw, movable

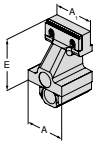

- Price per piece
- With stepped grip jaw, 5 mm

Description	A	A_1	D	E	M	price	Article no.	NCG	H5G / -S / -Z	X5G-Z / -S	ESG 4	ESG 5	ESG mini	HDG 2	ZSG 4	DSG 4	MSG 2
	100	100		125			80 890 365	●									
	125	125		150			80 890 367	●									

Pendulum jaw, movable

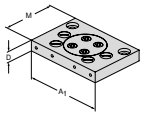

- for holding 6-way reversible jaws
- price per piece
- incl. 6 cover screws (with A = 100 mm, 4 pieces)

Description	A	A_1	D	E	M	price	Article no.	NCG	H5G / -S / -Z	X5G-Z / -S	ESG 4	ESG 5	ESG mini	HDG 2	ZSG 4	DSG 4	MSG 2
	100	160	22		110		80 890 322	●					●				
	125	192	22		130		80 890 338	●									
	160	256	22		170		80 890 340	●									

Fixed adaptor jaw

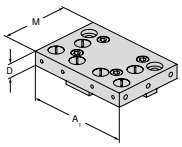

- for holding 6-way reversible jaws
- price per piece
- incl. 6 cover screws

Description	A	A_1	D	E	M	price	Article no.	NCG	H5G / -S / -Z	X5G-Z / -S	ESG 4	ESG 5	ESG mini	HDG 2	ZSG 4	DSG 4	MSG 2
	100	160	22		110		80 890 321	●									
	125	192	22		130		80 890 337	●									
	160	256	22		170		80 890 339	●									

System jaws overview

6 function indexable jaw

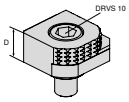

- 1 = Smooth, carbide coated
- 2 = Grip with 3 mm step
- 3 = Grip with 8 mm step
- 4 = Grip with 18 mm step
- 5 = Rough grip with 8 mm step
- 6 = Round grip
- M_{max} = 60 Nm
- Including fixation screws

Description	A	A_1	D	M	M_1	price	Article no.	NCG	H5G / -S / -Z	X5G-Z / -S	ESG 4	ESG 5	ESG mini	HDG 2	ZSG 4	DSG 4	MSG 2
			18				80 892 246	●	●	●	●		●		●	●	

6x indexable jaw, carbide grip

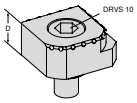

- 1 = Smooth
- 2 = Carbide grip
- 3 = Carbide grip with 3 mm step
- 4 = Carbide grip with 8 mm step
- 5 = Round carbide grip with 8 mm step
- 6 = Round carbide grip
- Incl. fixing screws

Description	A	A_1	D	M	M_1	price	Article no.	NCG	H5G / -S / -Z	X5G-Z / -S	ESG 4	ESG 5	ESG mini	HDG 2	ZSG 4	DSG 4	MSG 2
			18				NEW 80 890 35300	●	●	●	●		●		●	●	

System accessories overview

Spindle body

▲ For the conversion of the NCG 5AC into an NCG vice

NCG | NCG 5A

for width mm	80 890 ...
100	385
125	387
160	389

Spring Loaded Locator

NCG

for width mm	80 890 ...
100/125	008
160	014

Protection plate

▲ For standard moving and combi reversible jaw

NCG

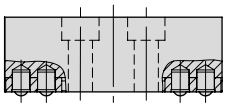



for width mm	80 890 ...
100	010
125	012
160	013

Cover plate set

NCG | NCG 5AC



for width mm	80 890 ...
100	442
125	443
160	444

Drawbar extension

▲ For connecting 2 NCG vices

NCG | NCG 5A

for width mm	B mm	80 890 ...
100	305 - 460	460
125	390 - 602	470

Carrying handle

▲ for simple and safe transporting

Scope of supply:

1 piece Hand grip including fixing bolts

NCG | NCG 5AC

for width mm	80 890 ...
100/125	685

17

System accessories overview

Clamping lever

▲ including control accessories

NCG | H5G

NCG 5A

for width mm	DRVS mm	80 890 ...
100/125/160	14	501

High-speed operation device

▲ For faster span adjustment with removable grip

NCG | NCG 5AC

for width mm	80 890 ...
100	550
125/160	551



5-axis-optimised clamping system

The power-assisted clamping system for 'real' 5-axis complete and simultaneous machining.
1 and 2-sided machining with clamping under tension and 40 kN directly on the workpiece.

Your benefits:

- Quick conversion – adjustment of entire clamping range in just a few seconds
- Quick positioning with MNG on the machine table without an intermediate plate
- Clamping force can be continuously adjusted 4 – 40 kN
- 160° quick clamping
- Rotate jaws – quick and easy jaw change with 4 screws
- Easy cleaning, spindle fully protected
- Extensive modular jaw range

Clamping/aligning:

Clamping with two dowel screws dia. 12_{f7} / M12
Article no. 80 895 019

Alignment through 20^{H7} precision slot nuts in the base body (H5G) and alignment sets 14 / 16 / 18 in the machine table's T-slot. Clamping with clamping claws.

Alignment and clamping with MNG zero point clamping system (2 – 3 mounting bolts).
Optional: Positioning and fixing holes at the customer's request.

Alignment of extension base body:



- Loosely mount the extension base body
- Distance to basic base body 0.2 – 10 mm
- Slide movable supporting jaw overlapping onto both base bodies
- Align the extension base body so it is parallel with the basic base body
- Secure the extension base body

Fitting the drawbar extension:



- Fit the extension base body (see alignment above)
- Screw the drawbar extension onto the spindle
- Insert the first anti-twist protection
- Slide the movable supporting jaw onto the extension base body
- Connect the extended drawbar to the fixed supporting jaw
- Insert the second anti-twist protection

Movable fixed jaw functional principle:



Double-acting screw = double the force
angled surfaces = double the force

In the case of the H5G-Z and H5G-Z-S, both supporting jaws can be moved as desired. The movable fixed jaw can be clamped on any position on the base body via 1 or 2 screws (1 = H5G-Z / 2 = H5G-Z-S) (tighten screw with 90 Nm). The clamping force of the fixed jaw is almost identical to that of the H5G which is secured with four screws.

5-axis vice with quick adjustment, 174 mm height

- Crank handle quick clamping
- Vice with quick span adjustment
- 100 % encapsulated
- Vice with longitudinal and transverse grooves 20^{H7} and alignment holes Ø 12^{F7}

Scope of supply:

Vice incl. 4 clamping claws, hand crank and clamping wrench, without system jaws.

H5G

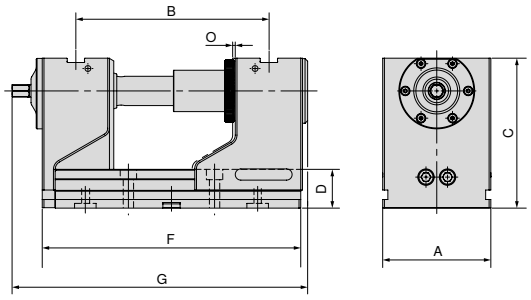

80 898 ...

A mm	B mm	C mm	D mm	F mm	G mm	O mm	MXC kN	WT kg	
125	97 - 223	174	45	300	336,5	1	40	30,2	**125**

5 axis high power vice, long version, 174 mm height

H5G



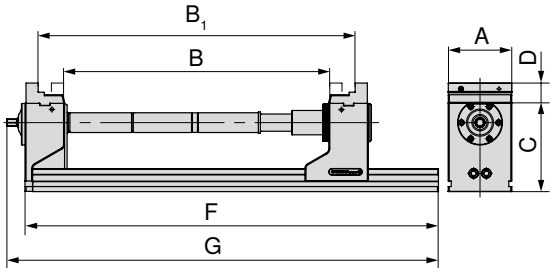

A mm	C mm	D mm	F mm	G mm	Clamping force kN
125	174	40	815	851	40

B	B_1	Article no.
0 – 126	123 – 251	80 898 125
125 – 252	248 – 374	80 898 125 + 80 898 826 + 80 898 725
250 – 376	372 – 499	80 898 125 + 80 898 827 + 80 898 725
375 – 501	498 – 624	80 898 125 + 80 898 826 + 80 898 827 + 80 898 725
500 – 626	622 – 749	80 898 125 + 2 x 80 898 827 + 80 898 725

The H5G 125 mm can be extended by a maximum of 250 mm with 2 extensions. The extension results in approximately 10% loss of clamping force.
Base plate available in long version with the desired hole pattern **on request**.

Vice guide

Underside Dimensions	24	Structural dimension tables for the different jaws	25
System accessories	27–29	MNG-/PNG zero point clamping system	107–126
General accessories	134–149		

5-Axis vice with quick adjustment, 125 mm height

- Crank handle quick clamping
- Vice with quick span adjustment
- 100 % encapsulated
- Length F = 300 mm with Ø 25^{H7} centering
- Length F = 265 mm with Ø 32^{H6}
- Vice with longitudinal and transverse grooves 20^{H7} and alignment holes Ø 12^{F7}

Scope of supply:

Vice incl. 4 clamping claws, hand crank and clamping wrench, without system jaws.

H5G -S

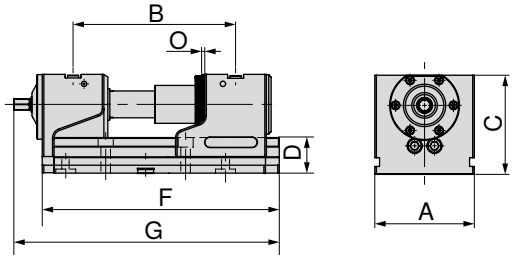

A mm	B mm	C mm	D mm	F mm	G mm	O mm	MXC kN	WT kg	80 898 ...
125	97 - 186	125	45	265	301,5	1	40	21,0	**123** [1]
125	97 - 223	125	45	300	336,5	1	40	22,6	**124**

1) not standardised

5 axis high power vice, long version, 125 mm height

H5G -S

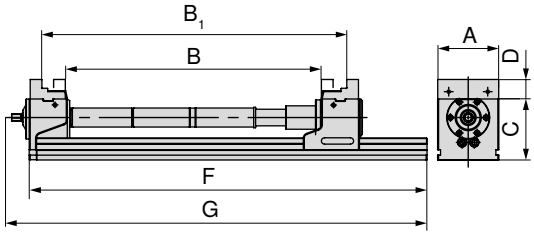

A mm	C mm	D mm	F mm	G mm	Clamping force kN
125	125	40	815	851	40

B	B_1	Article no.
0 – 126	123 – 250	80 898 124
125 – 251	248 – 374	80 898 124 + 80 898 826 + 80 898 725
250 – 376	372 – 499	80 898 124 + 80 898 827 + 80 898 725
375 – 501	498 – 624	80 898 124 + 80 898 826 + 80 898 827 + 80 898 725
500 – 626	622 – 749	80 898 124 + 2 x 80 898 827 + 80 898 725

The H5G-S 125 mm can be extended by a maximum of 250 mm with 2 extensions. The extension results in approximately 10% loss of clamping force.
Base plate available in long version with the desired hole pattern **on request**.

Vice guide

Underside Dimensions	24	Structural dimension tables for the different jaws	25
System accessories	27–29	MNG-/PNG zero point clamping system	107–126
General accessories	134–149		

5-Axis vice with movable fixed jaw, 174 mm height

- Crank handle quick clamping
- Vice with quick span adjustment
- 100 % encapsulated
- Clamping on the machine table is possible with MNG/PNG, directly through the base body or with T-nuts using an alignment set

Scope of supply:

Incl. clamping key with hexagonal pin insert, without clamping claws and drawbar extension

H5G -Z

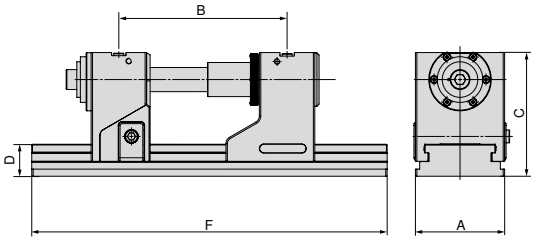

NEW

A mm	B ±0,015 mm	C mm	D mm	F mm	DRVS mm	MXC kN	WT kg	80 907 ...
125	131 - 246	174	45	330	14	40	32,5	12800
125	131 - 352	174	45	430	14	40	36,0	125
125	131 - 422	174	45	500	14	40	38,5	126
125	131 - 552	174	45	630	14	40	43,0	127

Maximum clamping ranges only possible with the use of additional drawbar extensions, see → **Page 29.**

5-axis vice with movable fixed jaw, 125 mm height

- Crank handle quick clamping
- Vice with quick span adjustment
- 100 % encapsulated
- Clamping on the machine table is possible with MNG/PNG, directly through the base body or with T-nuts using an alignment set

Scope of supply:

Incl. clamping key with hexagonal pin insert, without clamping claws and drawbar extension

H5G -Z-S

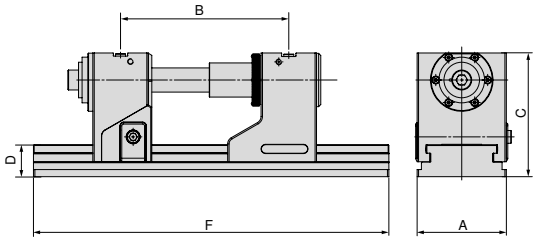



NEW

A mm	B ±0,015 mm	C mm	D mm	F mm	DRVS mm	MXC kN	WT kg	80 907 ...
125	131 - 246	125	45	330	14	40	24,5	22500
125	131 - 352	125	45	430	14	40	28,5	22600
125	131 - 422	125	45	500	14	40	30,5	22700
125	131 - 552	125	45	630	14	40	35,5	22800

H5G/H5G-Z underside dimensions

Base width 125 mm and 265 mm length

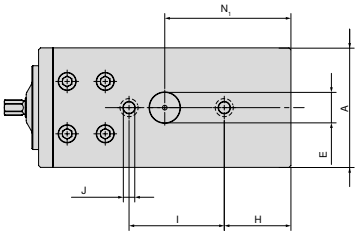

A mm	E mm	H mm	I ±0,015 mm	J F7 mm	N1 mm
125	32	70	100	12	132,5

H5G with 265 mm length is not compatible with MNG

Base width 125 mm and 430 mm length

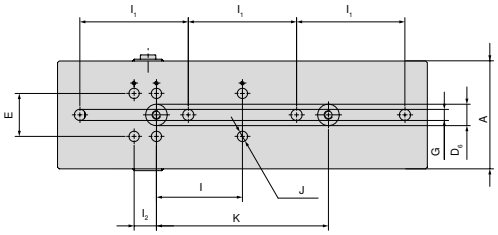

A mm	E ±0,01 mm	I1 ±0,3 mm	I2 mm	I ±0,015 mm	K ±0,015 mm	J H7 mm	G mm	D6 H6 mm
125	50	126	26	100	200	12	13	25

Base width 125 mm and 300 mm length

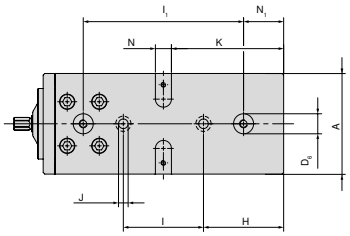

A mm	D6 H7 mm	H mm	I ±0,015 mm	J F7 mm	K mm	N H7 mm	I1 ±0,015 mm	N1 mm
125	25	100	100	12	140	20	200	50

Base width 125 mm and 500 mm length

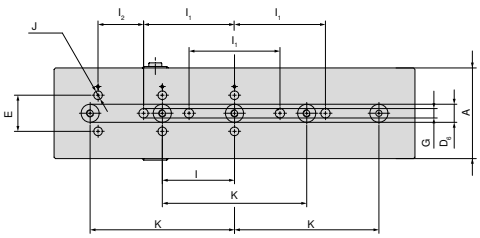

A mm	E ±0,01 mm	I1 ±0,3 mm	I ±0,015 mm	K ±0,015 mm	I2 mm	G mm	D6 H6 mm	J H7 mm
125	50	126	100	200	63	13	25	12

Base width 125 mm and 330 mm length

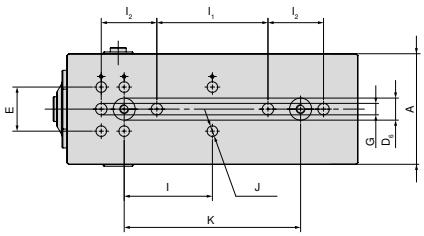

A mm	E ±0,01 mm	I ±0,015 mm	I2 mm	I1 ±0,3 mm	D6 H6 mm	J H7 mm	K ±0,015 mm	G mm
125	50	100	26	126	25	12	200	13

Base width 125 mm and 630 mm length

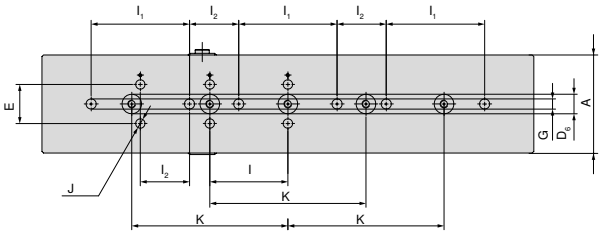

A mm	E ±0,01 mm	I1 ±0,3 mm	I2 mm	I ±0,015 mm	K ±0,015 mm	G mm	D6 H6 mm	J H7 mm
125	50	126	63	100	200	13	25	12

H5G/H5G-S – Structural dimension table for the different jaws

with combi jaws

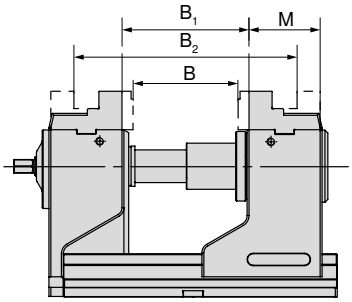

H5G

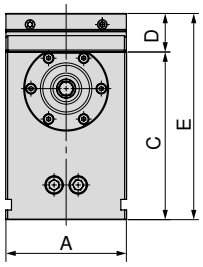

H5G-S

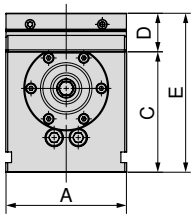

B mm	B_1 mm	B_2 mm	M mm	Article no. System jaws
0 - 126	22 - 149	123 - 249	76	80 898 225

A mm	C mm	D mm	E mm
125	174	40	214

A mm	C mm	D mm	E mm
125	125	40	165

with 5A – Top jaws

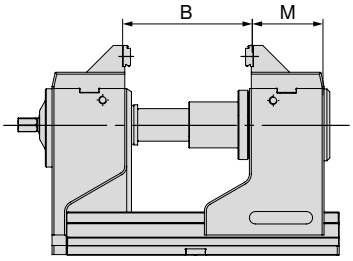

H5G

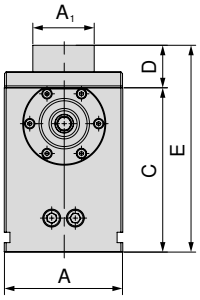

H5G-S

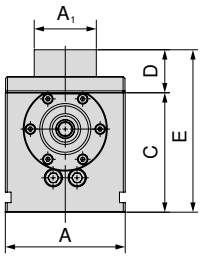

B mm	M mm	Article no. System jaws
27 - 153	74	80 898 325

A mm	A_1 mm	C mm	D mm	E mm
125	65	174	45	219

A mm	A_1 mm	C mm	D mm	E mm
125	65	125	45	170

with soft jaws

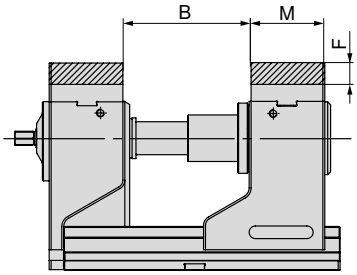

H5G

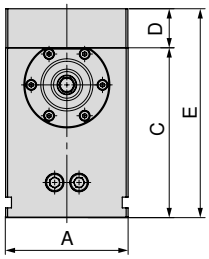

H5G-S

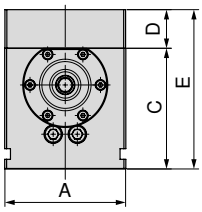

B mm	F mm	M mm	Article no. System jaws
27 - 153	22	76	80 898 625

A mm	C mm	D mm	E mm
125	174	40	214

A mm	C mm	D mm	E mm
125	125	40	165

with pendulum and adapter plate

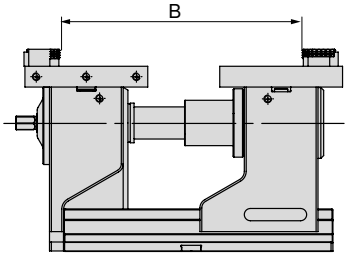

H5G

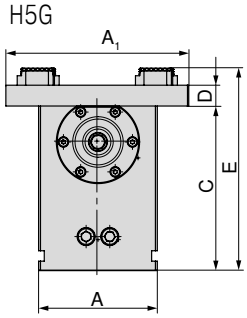

H5G-S

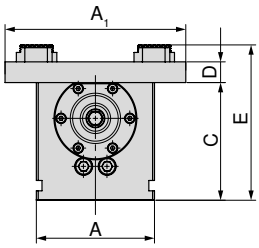

B mm	Article no. System jaws
17 - 274	80 898 525 + 80 898 425

A mm	A_1 mm	C mm	D mm	E mm
125	192	174	22	214

A mm	A_1 mm	C mm	D mm	E mm
125	192	125	22	165

H5G-Z/-S structural dimension table for the different jaws

with combi jaws

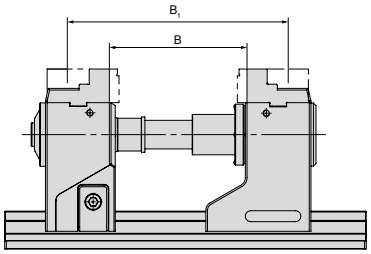

H5G-Z

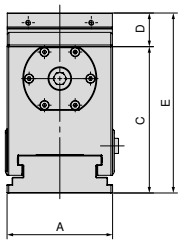

H5G-Z-S

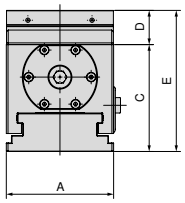

B mm	B_1 mm	Article no. System jaws
14 - 139	157 - 282	80 898 225

A mm	C mm	D mm	E mm
125	174	40	214

A mm	C mm	D mm	E mm
125	125	40	165

with 5A – Top jaws

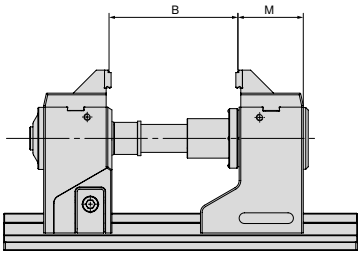

H5G-Z

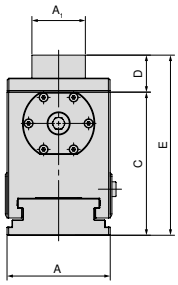

H5G-Z-S

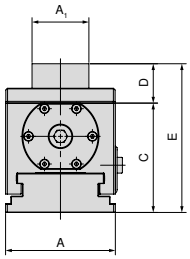

B mm	M mm	Article no. System jaws
27 - 153	74	80 898 325

A mm	A_1 mm	C mm	D mm	E mm
125	65	125	45	170

A mm	A_1 mm	C mm	D mm	E mm
125	65	125	45	165

with soft jaws

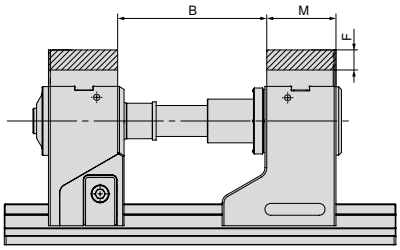

H5G-Z

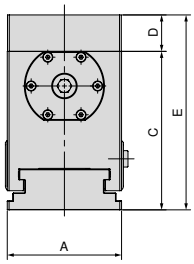

H5G-Z-S

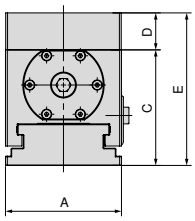

B mm	F mm	M mm	Article no. System jaws
27 - 153	22	76	80 898 625

A mm	C mm	D mm	E mm
125	125	40	165

A mm	C mm	D mm	E mm
125	125	40	165

with pendulum and adapter plate

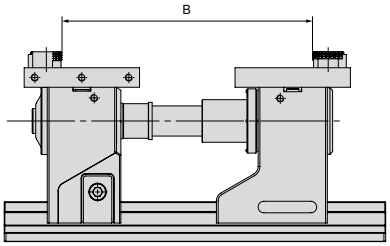

H5G-Z

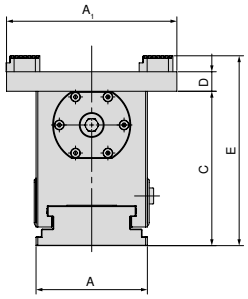

H5G-Z-S

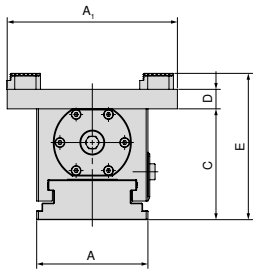

B mm	Article no. System jaws
17 - 274	80 898 525 + 80 898 425

A mm	A_1 mm	C mm	D mm	E mm
125	192	174	22	214

A mm	A_1 mm	C mm	D mm	E mm
125	192	125	22	165

Clamping ranges also apply to 500 mm and 630 mm base bodies. Extended clamping ranges with drawbar extension possible.

System jaws overview

Description	A	A_1	D	D_1	M	price	Article no.	NCG	H5G / -S / -Z	X5G-Z / -S	ESG 4	ESG 5	ESG mini	HDG 2	ZSG 4	DSG 4	MSG 2
5A stepped top jaw																	
▲ including 125/65 mm attachment and 3 mm grip step ▲ price per piece	125	65	45	42	76		80 898 325		●								
5A - Top jaw																	
▲ Improved accessibility through tapered rear section ▲ Price per piece	125		40	37	78		80 907 300		●								
Combi reversable jaw																	
▲ to extend the clamping range ▲ Price per piece	125		40	22	76		80 898 225		●								
Soft Alu-jaw																	
▲ for producing shaped jaws ▲ Price per piece	125		40		76		80 898 625		●								
Pendulum jaw, movable																	
▲ to accommodate 6-way reversible jaws ▲ Price per piece	192		22		130		80 898 525		●								
Adapter plate																	
▲ to accommodate 6-way reversible jaws ▲ Price per piece	192		22		130		80 898 425		●								

System jaws overview

Description	A	D	D_1	D_2	M	price	Article no.	NCG	H5G / -S / -Z	X5G-Z / -S	ESG 4	ESG 5	ESG mini	HDG 2	ZSG 4	DSG 4	MSG 2
Indexable jaw, grip 3 mm, 16 mm smooth step, on both sides																	
▲ Price per piece	125	40	37	24	82,5		80 898 35000		●								
6 function indexable jaw																	
▲ 1 = Smooth, carbide coated ▲ 2 = Grip with 3 mm step ▲ 3 = Grip with 8 mm step ▲ 4 = Grip with 18 mm step ▲ 5 = Rough grip with 8 mm step ▲ 6 = Round grip ▲ M_{max} = 60 Nm ▲ Including fixation screws		18					80 892 246	●	●	●	●		●		●	●	
6x indexable jaw, carbide grip							NEW										
▲ 1 = Smooth ▲ 2 = Carbide grip ▲ 3 = Carbide grip with 3 mm step ▲ 4 = Carbide grip with 8mm step ▲ 5 = Round carbide grip with 8 mm step ▲ 6 = Round carbide grip ▲ Incl. fixing screws		18					80 890 35300	●	●	●	●		●		●	●	

6 face jaw system for 125 mm jaw width

Scope of supply:

2 System jaws with 2 pairs of transverse jaws in T-slot guidance incl. fixing screws

H5G	H5G -S	H5G -Z

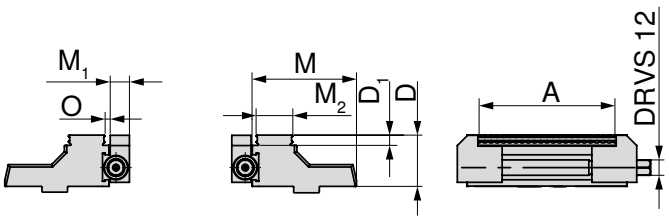



for width mm	A mm	D mm	D_1 mm	M mm	M_1 mm	M_2 mm	O mm	WT kg	80 898 ...
125	37 - 101	40	8	81,5	15	28,7	3,2	4,5	230

System accessories overview

Protection plugs

▲ Price per piece

H5G -Z

D_1 mm	80 907 ...
19	501

Base plate to extend

H5G

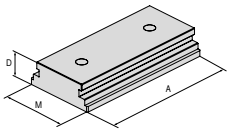



A mm	D mm	M mm	80 898 ...
250	45	125,5	725

Anti-twist plate

H5G

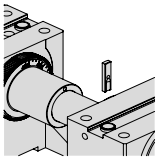

80 898 ...
024

Clamping lever

▲ including control accessories

NCG | H5G
NCG 5A | H5G -Z

DRVS mm	80 890 ...
14	501

Drawbar

▲ Incl. anti-rotation

H5G | H5G -S
H5G -Z

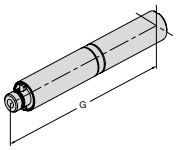

G mm	80 898 ...
125	826
250	827

Hand crank

▲ for fast adjustment

DRVS mm	H5G-Z 80 907 ...	H5G-S 80 898 ...	H5G 80 898 ...
14	500	026	025

17



5-axis machining to perfection

Maximum ease of handling and integrated pull-down action for 6-sided machining. X5G-Z is the new 5-axis vice from CERATIZIT. All the advantages that ensure optimum and simple 5- and 6-sided machining combined in a single clamping device.

Your benefits:

- Either 5 and 6-axis machining thanks to clamping of one or both supporting jaws
- Fast jaw changeover without tools
- Optimum accessibility from all sides and large base clamping stroke of 130 mm
- Fully encapsulated, mechanical spindle
- Integrated, internal elastomer damping to minimise vibrations
- Extensive modular jaw range

Clamping/aligning:

Clamping with two dowel screws dia. 12_{f7} / M12 and clamping screws **Article no. 80 895 019**

Alignment through 20^{H7} precision slot nuts in the base body in the machine table's T-slot. Clamping with clamping claws.

Alignment and clamping with MNG zero point clamping system (2 – 3 mounting bolts). **Optional:** Positioning and fixing holes at the customer's request.

Clamping force:

X5G-Z tightening torque/clamping force

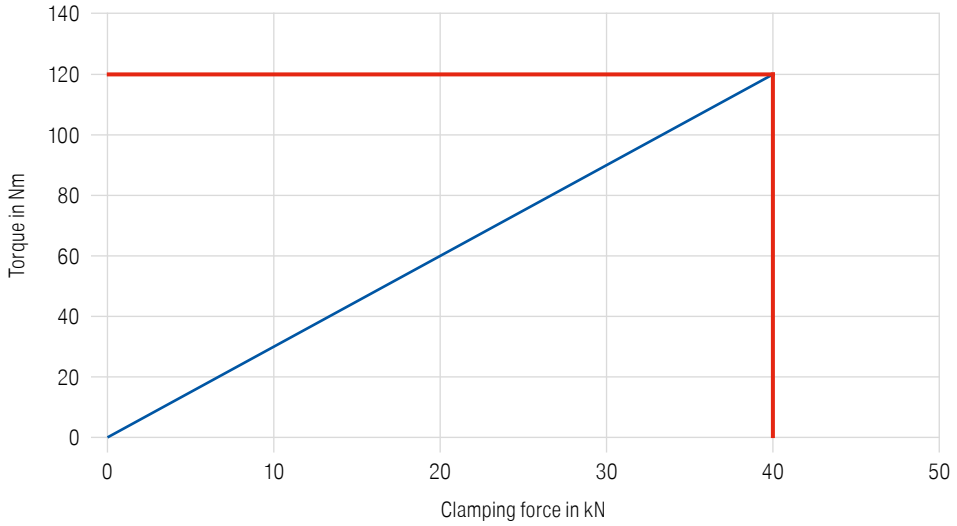

17

Mechanical 5-axis vice with movable fixed jaw, 181 mm height

- Optimum accessibility
- 5- and 6-sided machining possible
- Fast jaw changeover without tools
- Clamping on the machine table is possible with MNG/PNG, or directly through the base body with precision T-nuts

Scope of supply:

incl. 2 x quick-change jaws (grip, step 3 mm, width 125 mm), without operator key or clamping claws

X5G -Z

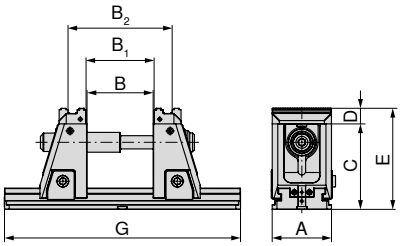

NEW

A mm	B ±0,015 mm	B1 mm	B2 mm	C mm	D mm	E ±0,01 mm	G mm	DRVS mm	MXC kN	WT kg	80 908 ...
125	4 - 134	12 - 141	80 - 210	181	33	214	330	14	40	33,2	12500
125	4 - 234	12 - 241	80 - 310	181	33	214	430	14	40	36,1	12600
125	4 - 304	12 - 311	80 - 380	181	33	214	500	14	40	38,1	12700
125	4 - 434	12 - 441	80 - 510	181	33	214	630	14	40	41,8	12800
125	4 - 604	12 - 611	80 - 680	181	33	214	800	14	40	46,6	12900 1)

1) Not ex-stock

Mechanical 5-axis vice with movable fixed jaw, 142 mm height

- Optimum accessibility
- 5- and 6-sided machining possible
- Fast jaw changeover without tools
- Clamping on the machine table is possible with MNG/PNG, or directly through the base body with precision T-nuts

Scope of supply:

incl. 2 x quick-change jaws (grip, step 3 mm, width 125 mm), without operator key or clamping claws

X5G -Z-S

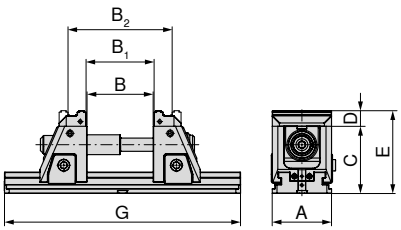

NEW

A mm	B ±0,015 mm	B1 mm	B2 mm	C mm	D mm	E ±0,01 mm	G mm	DRVS mm	MXC kN	WT kg	80 908 ...
125	4 - 144	12 - 151	80 - 220	142	33	175	330	14	40	27,3	22500
125	4 - 234	12 - 241	80 - 310	142	33	175	430	14	40	30,2	22600
125	4 - 304	12 - 311	80 - 380	142	33	175	500	14	40	32,2	22700
125	4 - 434	12 - 441	80 - 510	142	33	175	630	14	40	35,9	22800
125	4 - 604	12 - 611	80 - 680	142	33	175	800	14	40	40,7	22900 1)

1) Not ex-stock

Vice guide

Underside Dimensions	33	Spindle extensions	37
System accessories	35–39	MNG-/PNG zero point clamping system	107–126
General accessories	134–149		

X5G-Z/-S underside dimensions

Base width 125 mm and 330 mm length

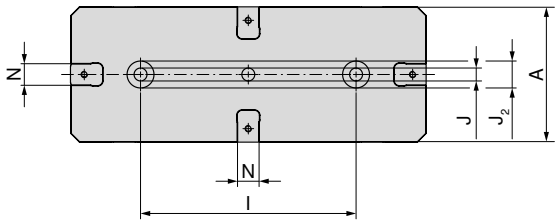

A mm	l ±0,02 mm	J H7 mm	J2 H6 mm	N H7 mm
125	200	12	25	20

Base width 125 mm and 630 mm length

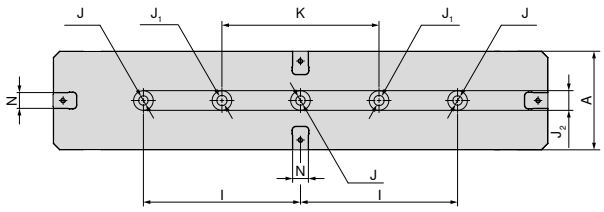

A mm	l ±0,02 mm	J H7 mm	J1 mm	J2 H6 mm	K ±0,02 mm	N H7 mm
125	200	12	13	25	200	20

Base width 125 mm and 430 mm length

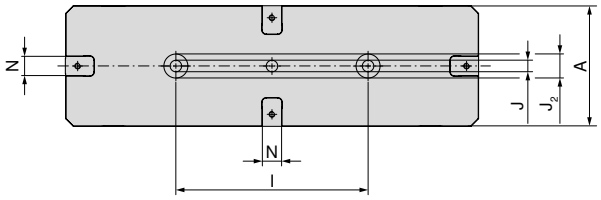

A mm	l ±0,02 mm	J H7 mm	J2 H6 mm	N H7 mm
125	200	12	25	20

Base width 125 mm and 800 mm length

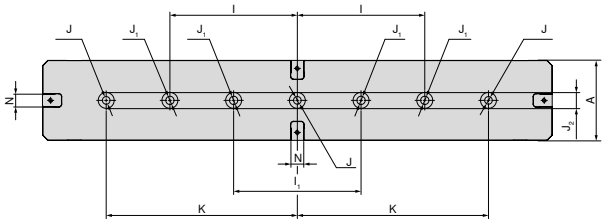

A mm	l ±0,02 mm	l1 ±0,02 mm	J H7 mm	J1 mm	J2 H6 mm	K ±0,02 mm	N H7 mm
125	200	200	12	13	25	300	20

Base width 125 mm and 500 mm length

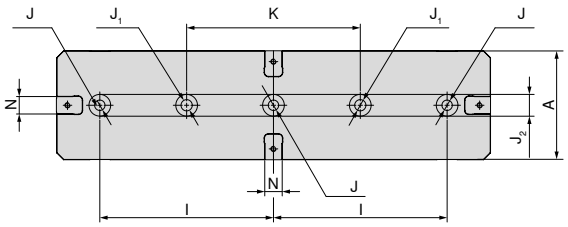

A mm	l ±0,02 mm	J H7 mm	J1 mm	J2 H6 mm	N H7 mm	K ±0,02 mm
125	200	12	13	25	20	200

X5G-Z/-S structural dimension table for the different jaws

with soft jaws

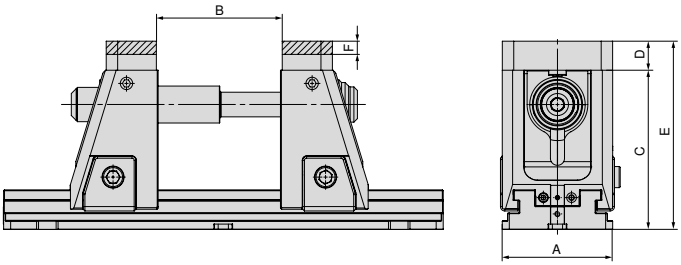

A mm	B mm	C mm	D mm	E mm	F mm	Article no. System jaws
125	4 - 146	142 - 181	33	175 - 214	15	80 909 31200

with pendulum and adapter plate

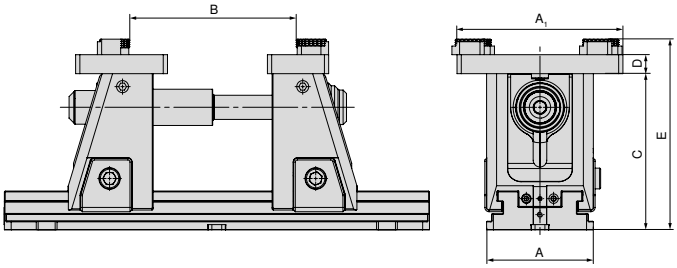

A mm	A_1 mm	B mm	C mm	D mm	E mm	Article no. System jaws
125	195	8 - 193	142 - 181	22	175 - 214	80 909 31500 + 80 909 31300

System jaws overview

Indexable grip jaw, 3 mm

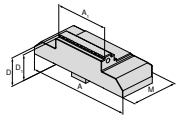

▲ Price per piece

Description	A	A_1	D	D_1	M	price	Article no.	NCG	H5G / -S / -Z	X5G-Z / -S	ESG 4	ESG 5	ESG mini	HDG 2	ZSG 4	DSG 4	MSG 2
							NEW										
	125	40	33	30	57		80 909 30300			●							
	125	65	33	30	57		80 909 30200			●							
	125	80	33	30	57		80 909 30100			●							
	125	125	33	30	57		80 909 30000			●							

Indexable grip jaw, 5 mm

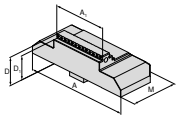

▲ Price per piece

Description	A	A_1	D	D_1	M	price	Article no.	NCG	H5G / -S / -Z	X5G-Z / -S	ESG 4	ESG 5	ESG mini	HDG 2	ZSG 4	DSG 4	MSG 2
							NEW										
	125	40	33	28	57		80 909 30700			●							
	125	65	33	28	57		80 909 30600			●							
	125	80	33	28	57		80 909 30500			●							
	125	125	33	28	57		80 909 30400			●							

Stepped jaw, carbide grip 5 mm

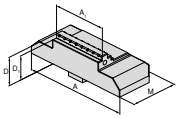

▲ Price per piece

Description	A	A_1	D	D_1	M	price	Article no.	NCG	H5G / -S / -Z	X5G-Z / -S	ESG 4	ESG 5	ESG mini	HDG 2	ZSG 4	DSG 4	MSG 2
							NEW										
	125	40	33	28	57		80 909 31100			●							
	125	65	33	28	57		80 909 31000			●							
	125	80	33	28	57		80 909 30900			●							
	125	125	33	28	57		80 909 30800			●							

Soft jaws, steel

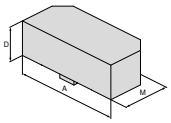

▲ Price per piece

Description	A	A_1	D	D_1	M	price	Article no.	NCG	H5G / -S / -Z	X5G-Z / -S	ESG 4	ESG 5	ESG mini	HDG 2	ZSG 4	DSG 4	MSG 2
							NEW										
	125		33		57		80 909 31200			●							

Indexable jaw embossed profile

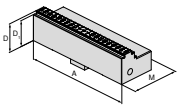

▲ Price per piece
▲ suitable for LANG embossed profile

Description	A	A_1	D	D_1	M	price	Article no.	NCG	H5G / -S / -Z	X5G-Z / -S	ESG 4	ESG 5	ESG mini	HDG 2	ZSG 4	DSG 4	MSG 2
							NEW										
	125		33	30	57		80 909 31400			●							

System jaws overview

Description	for width	A	D	D_1	M	price	Article no.	NCG	H5G / -S / -Z	X5G-Z / -S	ESG 4	ESG 5	ESG mini	HDG 2	ZSG 4	DSG 4	MSG 2
Adapter plate																	
▲ for holding 6-function indexable jaws ▲ Price per piece ▲ incl. cover screws	125	180	22		104		NEW 80 909 31500			●							
Floating jaw																	
▲ for holding 6-function indexable jaws ▲ Price per piece ▲ incl. cover screws	125	180	22		62		NEW 80 909 31300			●							
6 function indexable jaw																	
▲ 1 = Smooth, carbide coated ▲ 2 = Grip with 3 mm step ▲ 3 = Grip with 8 mm step ▲ 4 = Grip with 18 mm step ▲ 5 = Rough grip with 8 mm step ▲ 6 = Round grip ▲ M_{max} = 60 Nm ▲ Including fixation screws			18				80 892 246	●	●	●	●		●		●	●	
6x indexable jaw, carbide grip																	
▲ 1 = Smooth ▲ 2 = Carbide grip ▲ 3 = Carbide grip with 3 mm step ▲ 4 = Carbide grip with 8mm step ▲ 5 = Round carbide grip with 8 mm step ▲ 6 = Round carbide grip ▲ Incl. fixing screws			18				NEW 80 890 35300	●	●	●	●		●		●	●	

System accessories overview

Spindle unit X5G-Z

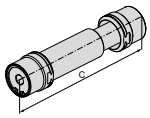

NEW

C mm	WT kg	80 908 ...
227,5	2,5	50100

Drawbar

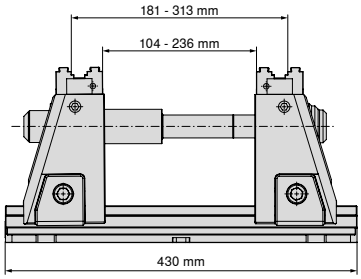

Base body G = 430 mm,
stroke 140 mm, with extension,
total clamping range 4–310 mm

NEW

for width mm	G mm	80 908 ...
125	430	80000

Drawbar

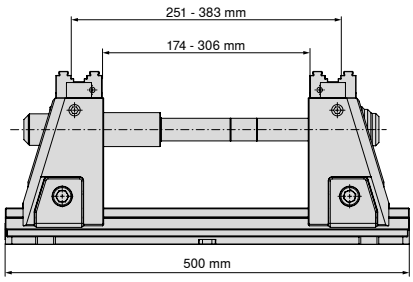

Base body G = 500 mm,
stroke 140 mm, with extension,
total clamping range 4–380 mm

NEW

for width mm	G mm	80 908 ...
125	500	80100

17

System accessories overview

Drawbar

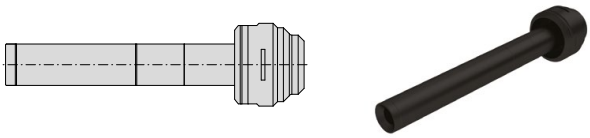

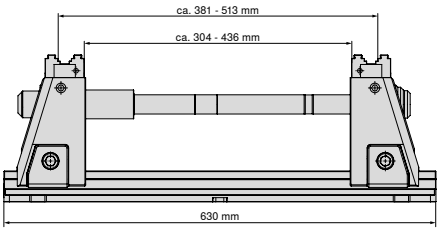

Base body G = 630 mm,
stroke 140 mm, with extension,
total clamping range 4–510 mm

NEW

for width mm	G mm	80 908 ...
125	630	80200

Drawbar

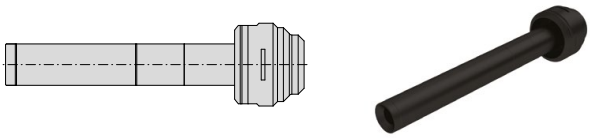

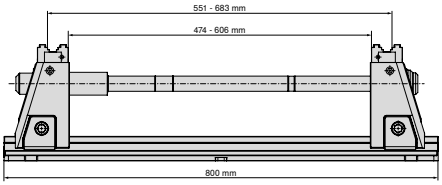

Base body G = 800 mm,
stroke 140 mm, with extension,
total clamping range 4–680 mm

NEW

for width mm	G mm	80 908 ...
125	800	80300

System accessories overview

Torque Wrench

▲ without socket

Square	TQX Nm	80 884 ...
1/2"	20 - 200	504

Socket

Square	DRVS mm	80 877 ...
1/2"	14	214

Hand crank

▲ Version with external hex
▲ For quick adjustment

for width mm	DRVS mm	H5G-Z 80 907 ...
125	14	500



Highly-efficient all-rounder for machining unfinished and finished parts

The ESG 4 single vice impresses with fast handle clamping, quick setting of the clamping range, a flat design and low weight.

Your benefits:

- Several cooling lubricant flows for problem-free working and controlled outflow
- Quick and easy positioning on the MNG zero point clamping system
- High clamping force between 5 – 50 kN with low tightening torque
- Quick and easy jaw change with 2 screws
- Quick, simple disassembly of the spindle unit
- Extensive modular jaw range

Clamping/aligning:

ESG 4 – 80 mm = mounting with M8 screws through the base body
ESG 4 – 125 mm / 160 mm = mounting with M12 screws and dowel screws through the base body

Mounting with 4 clamping claws
Article no. 80 890 315

Mounting with zero point clamping systems
ESG 4 – 80 mm = 1 mounting bolt + anti-twist protection
ESG 4 – 125 / 160 mm = 2 mounting bolts, centre distance 200 mm

Clamping force:

ESG 4 – 80 mm tightening torque/clamping force

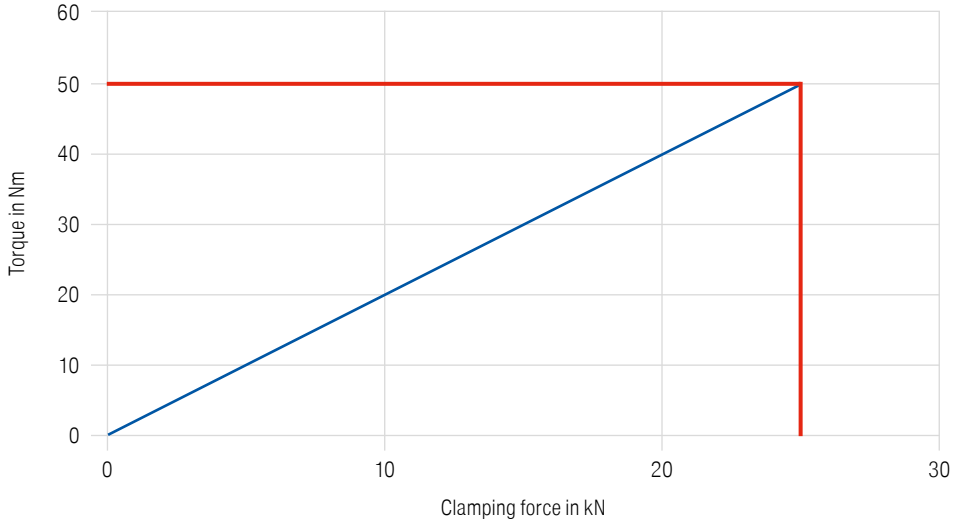

ESG 4 – 125 mm tightening torque/clamping force

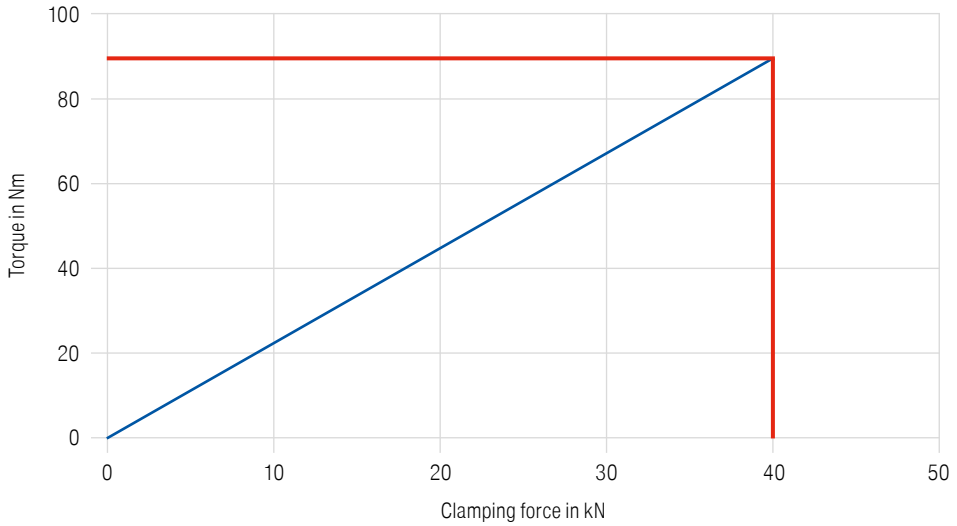

ESG 4 – 160 mm tightening torque/clamping force

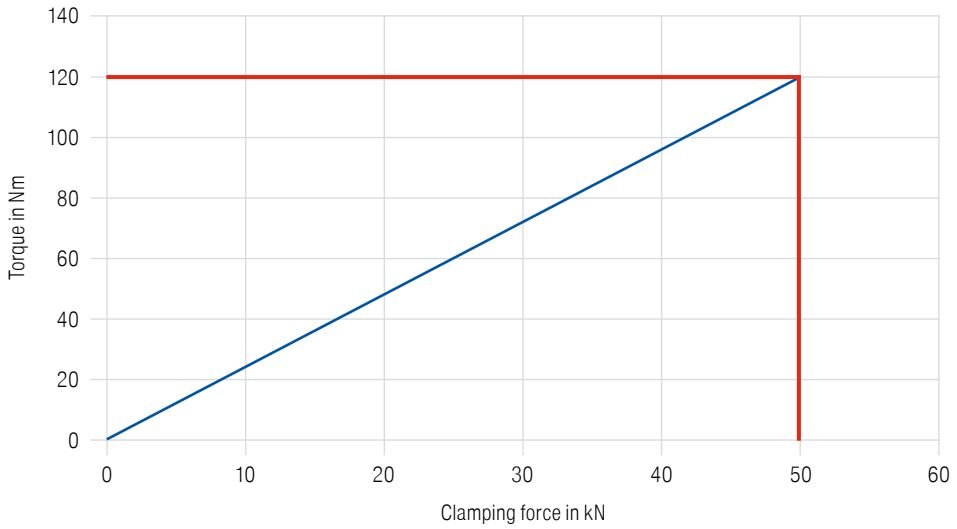

Single vice without system jaws

- Fast 160° handle clamping with torque key
- Rapid installation and removal of the spindle assembly
- ±0.01 mm repeatability (±0.015 mm when A = 160 mm)

Scope of supply:

- ESG 4 single vice without system jaws and clamping key

ESG 4

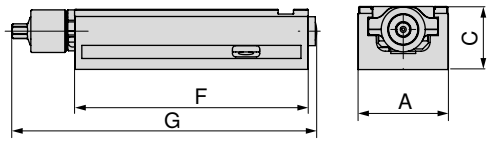

80 901 ...

A mm	C -0.02 mm	F mm	G mm	MXC kN	WT kg	DRVS mm	clamping range mm	
80	55	214	284	25	5,0	12	0-192	**080**
125	60	362	433	40	15,0	14	0-308	**125**
160	70	480	559	50	28,5	14	0-434	**160**

Vice guide

Underside Dimensions	43	Structural dimension tables for the different jaws	44+45
System accessories	46–48	MNG-/PNG zero point clamping system	107–126
General accessories	134–149		

ESG 4 underside dimensions

Base width 80 mm and length 214 mm

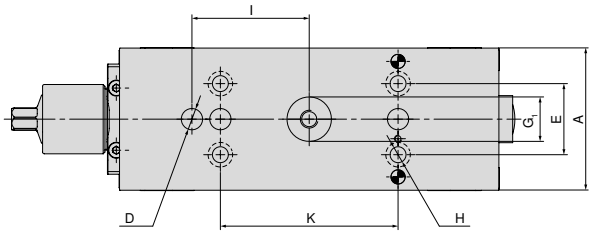

A	D	E	G_1	H	I	K
mm	mm	mm	mm	mm	mm	mm
80	12	40	25	9	66	100

Base width 125 mm and length 362 mm

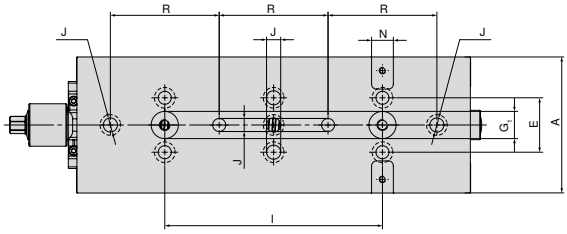

A	E	G_1	I	J	N_{H7}	R
mm	mm	mm	mm	mm	mm	mm
125	50	25	200	13	12	100

Base width 160 mm and length 480 mm

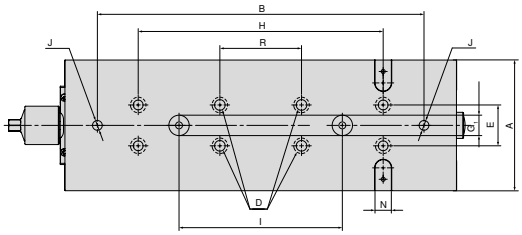

A	B	D	E	G_1	H	I	J	N_{H7}	R
mm	mm	mm	mm	mm	mm	mm	mm	mm	mm
160	400	13	50	25	300	200	12	20	100

17

ESG 4 structural dimension table for the different jaws

With block jaws

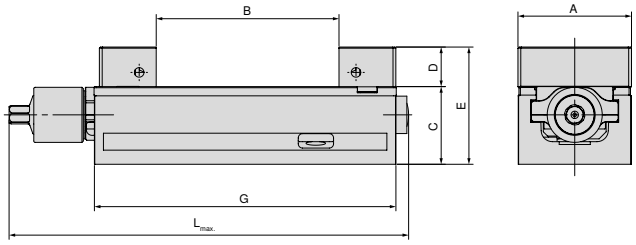

A mm	B mm	C mm	D mm	E mm	G mm	$L_{max.}$ mm	Article no. System jaws
80	0 - 130	55	28	83	214	308	80 901 31200 + 80 901 31300
125	0 - 231	60	40	100	362	432	80 901 3140 + 80 901 31500
160	0 - 312	70	50	120	480	559	80 901 31600 + 80 901 31700

With soft alu jaws

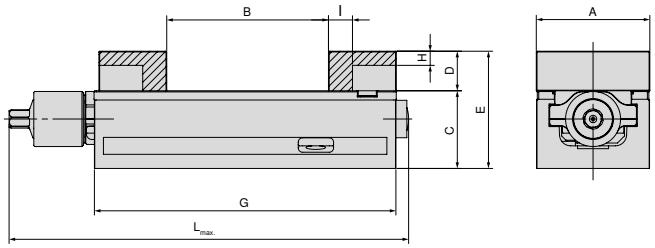

A mm	B mm	C mm	D mm	E mm	G mm	H mm	I mm	$L_{max.}$ mm	Article no. System jaws
80	0 - 115	55	28	83	214	10	17	284	80 901 307 + 80 878 850
125	0 - 219	60	40	100	362	23	27	432	80 901 304 + 80 878 550
160	0 - 309	70	50	120	480	23	30	559	80 901 301 + 80 878 305

with pendulum and adapter plate

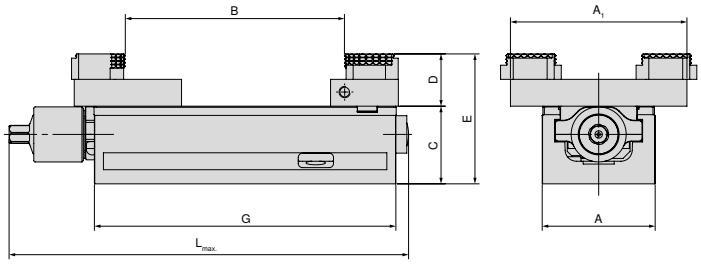

A mm	A_1 mm	B mm	C mm	D mm	E mm	G mm	$L_{max.}$ mm	Article no. System jaws
80	125	5 - 155	55	19	92	214	284	80 878 870 + 80 901 501
125	180	4 - 306	60	22	100	362	432	80 878 570 + 80 901 502
160	256	11 - 463	70	22	110	480	559	80 878 670 + 80 901 503

ESG 4 structural dimension table for the different jaws

With indexable jaws, grip 3 mm

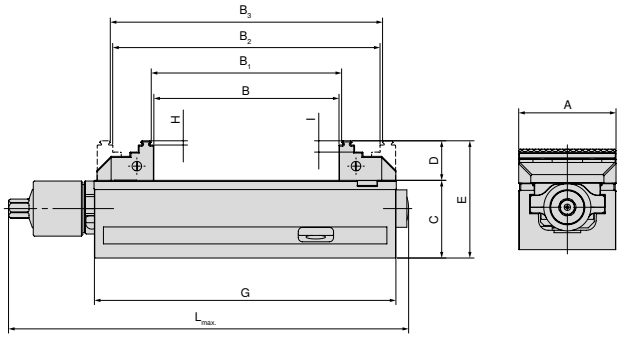

A mm	B mm	B_1 mm	B_2 mm	B_3 mm	C mm	D mm	E mm	G mm	H mm	I mm	$L_{max.}$ mm	Article no. System jaws
80	0 - 130	4 - 134	59 - 188	63 - 192	55	28	83	214	3	8	284	80 901 306 + 80 878 810
125	0 - 231	8 - 238	71 - 301	78 - 308	60	40	100	362	3	18	433	80 901 302 + 80 901 303
160	0 - 310	8 - 317	117 - 427	125 - 434	70	50	120	480	3	10	559	80 901 300 + 80 878 610

With indexable jaws, grip 40 mm

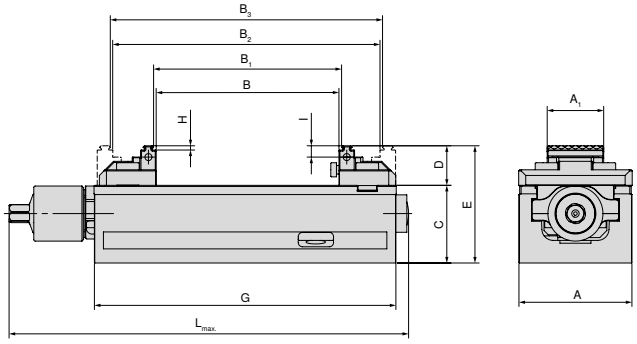

A mm	A_1 mm	B mm	B_1 mm	B_2 mm	B_3 mm	C mm	D mm	E mm	G mm	H mm	I mm	$L_{max.}$ mm	Article no. System jaws
80	40	0 - 130	4 - 134	59 - 188	63 - 192	55	28	83	214	3	8	284	80 901 308 + 80 878 840

With indexable jaws, grip 65 mm

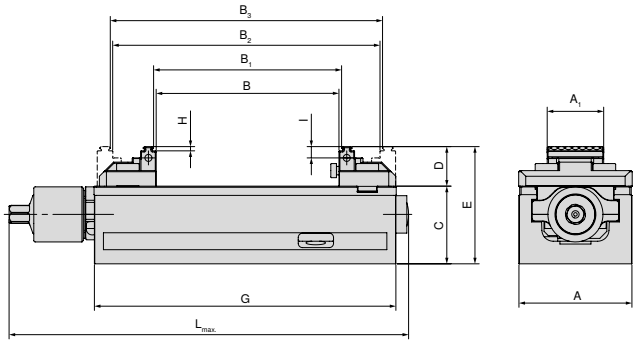

A mm	A_1 mm	B mm	B_1 mm	B_2 mm	B_3 mm	C mm	D mm	E mm	G mm	H mm	I mm	$L_{max.}$ mm	Article no. System jaws
125	65	0 - 240	8 - 247	77 - 317	84 - 324	60	33	93	362	3	9	432	80 901 305 + 0 878 565

17

System jaws overview

Indexable jaw, grip 3 mm, fixed

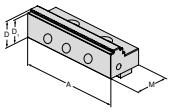

▲ Price per piece

Description	A	D	D_1	M	price	Article no.	NCG	H5G / -S / -Z	X5G-Z / -S	ESG 4	ESG 5	ESG mini	HDG 2	ZSG 4	DSG 4	MSG 2
	80	28	25	40		80 901 306				●	●					
	125	40	37	66		80 901 302				●					●	
	160	50	47	81		80 901 300				●	●					

Indexable jaw, grip 3 mm, movable

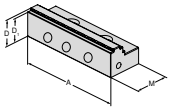

▲ Price per piece

Description	A	D	D_1	M	price	Article no.	NCG	H5G / -S / -Z	X5G-Z / -S	ESG 4	ESG 5	ESG mini	HDG 2	ZSG 4	DSG 4	MSG 2
	125	40	37	66		80 901 303				●				●	●	

Indexable jaw, grip 3 mm, movable

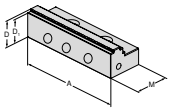

▲ Price per piece

Description	A	D	D_1	M	price	Article no.	NCG	H5G / -S / -Z	X5G-Z / -S	ESG 4	ESG 5	ESG mini	HDG 2	ZSG 4	DSG 4	MSG 2
	80	28	25	40		80 878 810				●	●			●	●	
	160	50	47	81		80 878 610				●	●			●		

Block jaw, fixed

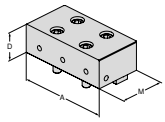

▲ Price per piece

Description	A	D	D_1	M	price	Article no.	NCG	H5G / -S / -Z	X5G-Z / -S	ESG 4	ESG 5	ESG mini	HDG 2	ZSG 4	DSG 4	MSG 2
	80	28		40		80 901 31200				●						
	125	40		66		80 901 31400				●						
	160	50		81		80 901 31600				●						

Block jaw, movable

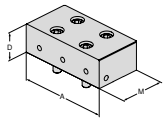

▲ Price per piece

Description	A	D	D_1	M	price	Article no.	NCG	H5G / -S / -Z	X5G-Z / -S	ESG 4	ESG 5	ESG mini	HDG 2	ZSG 4	DSG 4	MSG 2
	80	28		40		80 901 31300				●				●	●	
	125	40		66		80 901 31500				●				●	●	
	160	50		81		80 901 31700				●				●		

Alu jaw, fixed

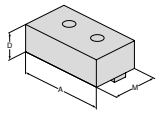

▲ for producing shaped jaws
▲ Price per piece

Description	A	D	D_1	M	price	Article no.	NCG	H5G / -S / -Z	X5G-Z / -S	ESG 4	ESG 5	ESG mini	HDG 2	ZSG 4	DSG 4	MSG 2
	80	28		48		80 901 307				●						
	125	40		68		80 901 304				●						
	160	50		85		80 901 301				●						

Alu jaw, movable

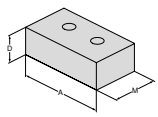

▲ for producing shaped jaws
▲ Price per piece

Description	A	D	D_1	M	price	Article no.	NCG	H5G / -S / -Z	X5G-Z / -S	ESG 4	ESG 5	ESG mini	HDG 2	ZSG 4	DSG 4	MSG 2
	80	28		48		80 878 850				●				●	●	
	125	40		68		80 878 550				●				●	●	
	160	50		85		80 878 305				●				●		

System jaws overview

Reversible grip jaw, width 40 mm, fixed

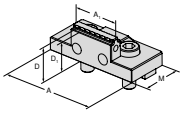

▲ Price per piece
▲ Double-sided grip step

Description	for width	A	A_1	D	D_1	M	price	Article no.	NCG	H5G / -S / -Z	X5G-Z / -S	ESG 4	ESG 5	ESG mini	HDG 2	ZSG 4	DSG 4	MSG 2
	80	80	40	28	25	40		80 901 308				●						

Indexable grip jaw 3 mm, width 40 mm, movable

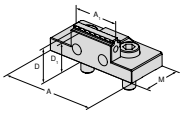

▲ Price per piece

Description	for width	A	A_1	D	D_1	M	price	Article no.	NCG	H5G / -S / -Z	X5G-Z / -S	ESG 4	ESG 5	ESG mini	HDG 2	ZSG 4	DSG 4	MSG 2
	80	80	40	28	25	40		80 878 840				●				●		

5-axis reversible grip jaw, width 65 mm, fixed

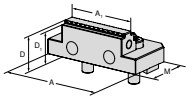

▲ price per piece
▲ double sided grip step

Description	for width	A	A_1	D	D_1	M	price	Article no.	NCG	H5G / -S / -Z	X5G-Z / -S	ESG 4	ESG 5	ESG mini	HDG 2	ZSG 4	DSG 4	MSG 2
	125	125	65	33	30	57		80 901 305				●						

5-axis indexable jaw, grip 3 mm, width 65 mm, movable

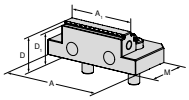

▲ double sided grip step
▲ price per piece

Description	for width	A	A_1	D	D_1	M	price	Article no.	NCG	H5G / -S / -Z	X5G-Z / -S	ESG 4	ESG 5	ESG mini	HDG 2	ZSG 4	DSG 4	MSG 2
	125	95	65	33	30	57		80 878 565				●				●		

Pendulum jaw, movable

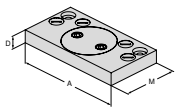

▲ Price per piece

Description	for width	A	A_1	D	D_1	M	price	Article no.	NCG	H5G / -S / -Z	X5G-Z / -S	ESG 4	ESG 5	ESG mini	HDG 2	ZSG 4	DSG 4	MSG 2
	80	125		19		76		80 878 870				●				●	●	
	125	180		22		95		80 878 570				●				●	●	
	160	256		22		170		80 878 670				●				●		

Adapter jaw

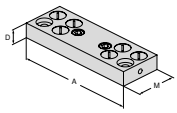

▲ Price per piece

Description	for width	A	A_1	D	D_1	M	price	Article no.	NCG	H5G / -S / -Z	X5G-Z / -S	ESG 4	ESG 5	ESG mini	HDG 2	ZSG 4	DSG 4	MSG 2
	80	125		19		48		80 901 501				●						
	125	180		22		62		80 901 502				●						
	160	256		22		125		80 901 503				●						

17

System jaws overview

6 function indexable jaw

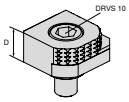

- 1 = Smooth, carbide coated
- 2 = Grip with 3 mm step
- 3 = Grip with 8 mm step
- 4 = Grip with 18 mm step
- 5 = Rough grip with 8 mm step
- 6 = Round grip
- M_{max} = 60 Nm
- Including fixation screws

Description	A	D	D_1	M	price	Article no.	NCG	H5G / -S / -Z	X5G-Z / -S	ESG 4	ESG 5	ESG mini	HDG 2	ZSG 4	DSG 4	MSG 2
		18				80 892 246	●	●	●	●		●		●	●	

6x indexable jaw, carbide grip

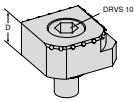

- 1 = Smooth
- 2 = Carbide grip
- 3 = Carbide grip with 3 mm step
- 4 = Carbide grip with 8mm step
- 5 = Round carbide grip with 8 mm step
- 6 = Round carbide grip
- Incl. fixing screws

Description	A	D	D_1	M	price	Article no.	NCG	H5G / -S / -Z	X5G-Z / -S	ESG 4	ESG 5	ESG mini	HDG 2	ZSG 4	DSG 4	MSG 2
		18				NEW 80 890 35300	●	●	●	●		●		●	●	

Maximum precision and process security

ESG 5 single vice, mechanical version with high precision and clamping force.
Closed system with optimised chip flow for high process security.

Your benefits:

- High process security
- Compact design with ideal accessibility
- High clamping force, so pre-stamping is not necessary
- Quick and easy jaw change with 2 screws
- Extensive modular jaw range

Clamping/aligning:

Mounting with zero point clamping system
ESG 5 – 80 mm L-130 mm + L-190 mm
ESG 5 – 125 mm L-160 mm + L-235 mm

1 mounting bolt + MNG-indexing bolt

Mounting with zero point clamping system
ESG 5 – 125 mm + L-300 mm
ESG 5 – 160 mm + L-280 mm + L-480 mm

2 mounting bolts

Dia. 12^{H7} precision holes are present in all variants for positioning the ESG 5 with precision. All variants can be mounted with screws from above through the base body.

Clamping/aligning:

ESG 5 – 125 mm L-235 mm + L-300 mm
ESG 5 – 160 mm L-280 mm + L-480 mm

These 4 variants can also be clamped with clamping claws as an alternative.

Clamping force:

ESG 5 – 80 mm tightening torque / clamping force

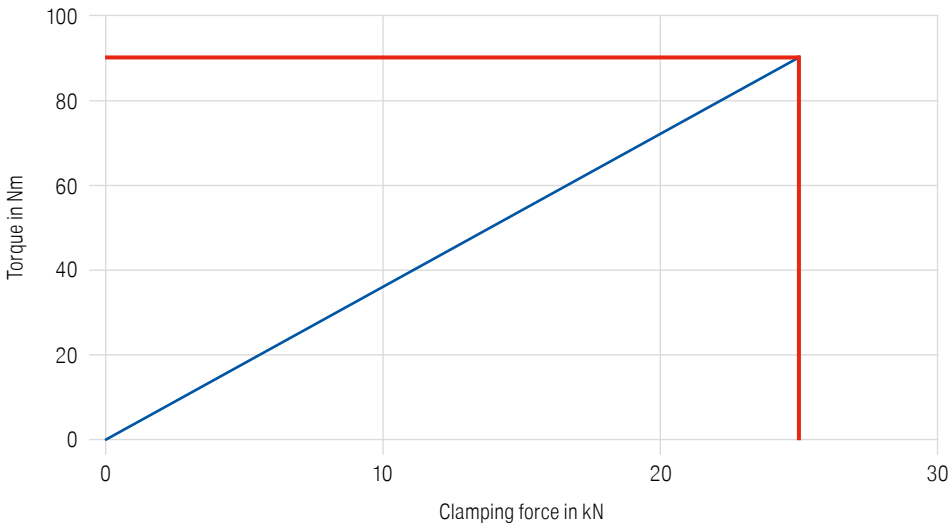

ESG 5 – 125 mm tightening torque / clamping force

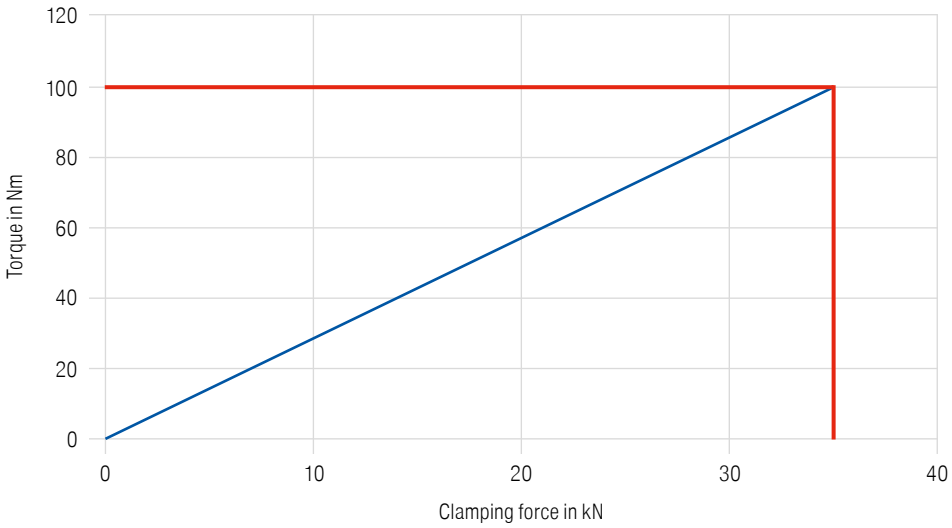

Clamping force:

ESG 5 – 160 mm tightening torque / clamping force

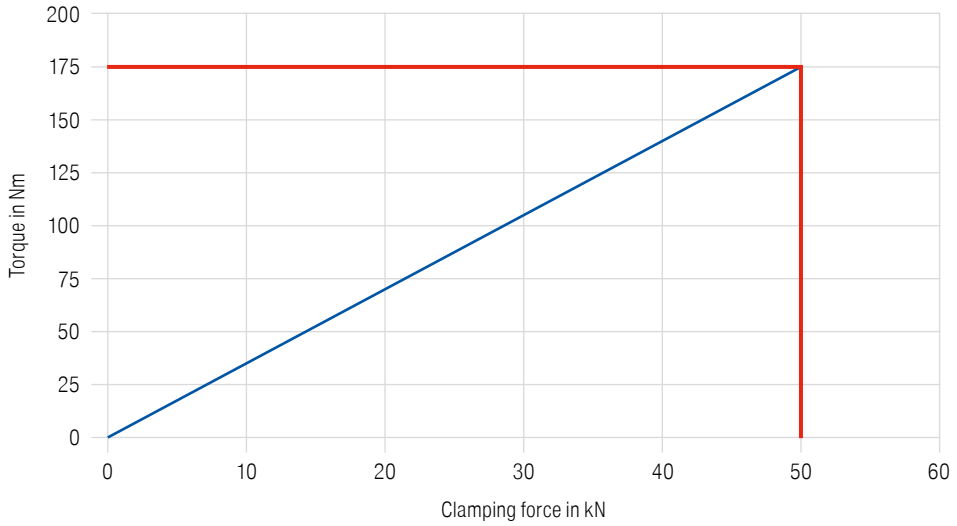

Single vice without system jaws

- Without system jaws
- High angular accuracy thanks to fixed jaw with transverse slot
- ± 0.01 mm repeatability

ESG 5

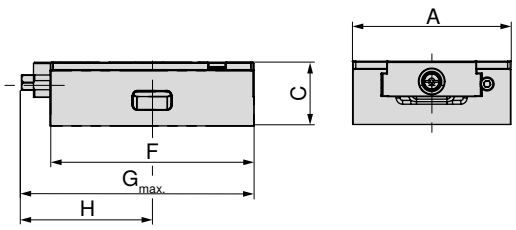

NEW

A mm	C ±0,01 mm	F mm	$G_{max.}$ mm	H mm	MXC kN	DRVS mm	WT kg	80 857 ...
80	50	130	155	82	25	12	2,9	08000
80	50	190	205	102	25	12	4,4	08100
125	50	160	183	103	35	12	6,0	12500
125	50	235	250	132	35	12	8,4	12600
125	50	300	320	170	35	12	10,5	12700
160	70	280	328	169	50	14	17,0	16000
160	70	480	506	267	50	14	30,0	16100

Vice guide

Underside Dimensions	52+53	Structural dimension tables for the different jaws	54
System accessories	55	MNG-/PNG zero point clamping system	107–126
General accessories	134–149		

ESG 5 underside dimensions

Base width 80 mm and 130 mm length

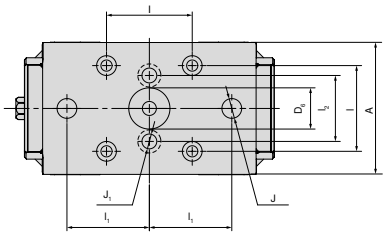

A mm	$D_{6\ H6}$ mm	$l_{\pm0,015}$ mm	$l_{1\ \pm0,015}$ mm	l_2 mm	J_{H7} mm	J_1 mm
80	25	52	50	40	12	9

Base width 80 mm and length 190 mm

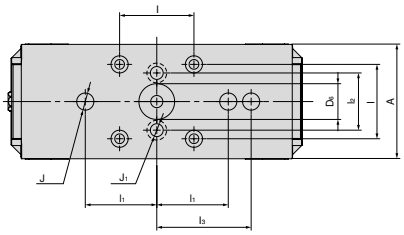

A mm	$D_{6\ H6}$ mm	$l_{\pm0,015}$ mm	$l_{1\ \pm0,015}$ mm	l_2 mm	J_{H7} mm	J_1 mm
80	25	52	50	40	12	9

Base width 125 mm and length 160 mm

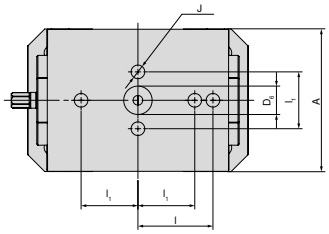

A mm	$D_{6\ H6}$ mm	$l_{\pm0,015}$ mm	$l_{1\ \pm0,015}$ mm	J_{H7} mm
125	25	66	50	12

Base width 125 mm and length 235 mm

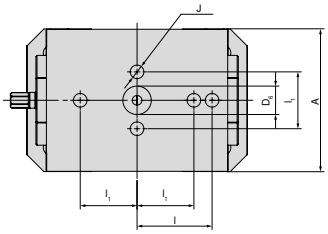

A mm	$D_{6\ H6}$ mm	$l_{\pm0,015}$ mm	l_1 mm	J mm
125	25	200	50	12

Base width 125 mm and 300 mm length

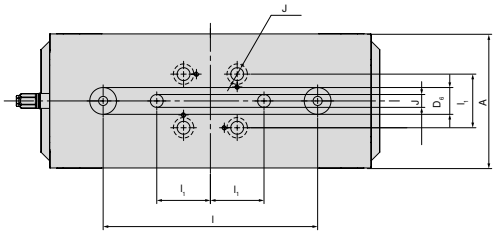

A mm	$D_{6\ H6}$ mm	$l_{\pm0,015}$ mm	$l_{1\ \pm0,015}$ mm	J_{H7} mm
125	25	200	50	12

ESG 5 underside dimensions

Base width 160 mm and length 280 mm

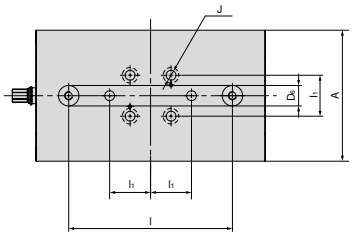

A mm	$D_{6\ H6}$ mm	$l_{\pm0,015}$ mm	$l_{1\ \pm0,015}$ mm	J_{H7} mm
160	25	200	50	12

Base width 160 mm and length 480 mm

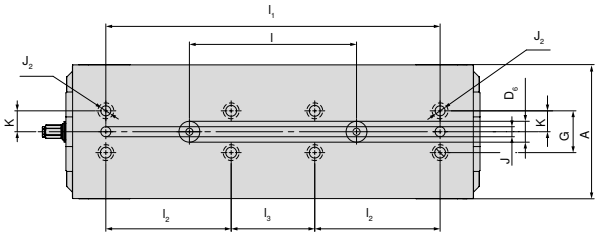

A mm	$D_{6\ H6}$ mm	$l_{\pm0,015}$ mm	$l_{1\ \pm0,015}$ mm	l_2 mm	$l_{3\ \pm0,015}$ mm	J_{H7} mm	$J_{2\ F7}$ mm	$K_{\pm0,02}$ mm	G mm
160	25	200	400	150	100	12	12	25	50

17

ESG 5 structural dimension table for the different jaws

With indexable jaw grip 3 mm, fixed and movable

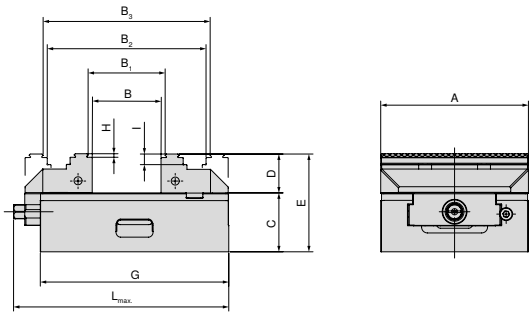

A mm	B mm	B_1 mm	B_2 mm	B_3 mm	C mm	D mm	E mm	G mm	H mm	I mm	$L_{max.}$ mm	Article no. System jaws
80	0 - 49	4 - 53	59 - 107	63 - 111	50	28	78	130	3	8	155	80 901 306 + 80 878 810
80	0 - 109	4 - 113	59 - 167	63 - 171	50	28	78	190	3	8	206	80 901 306 + 80 878 810
125	0 - 57	8 - 64	77 - 134	84 - 141	50	33	83	160	3	9	183	80 857 30000 + 80 878 510
125	0 - 127	8 - 134	77 - 204	84 - 211	50	33	83	235	3	9	250	80 857 30000 + 80 878 510
125	0 - 197	8 - 204	77 - 274	84 - 281	50	33	83	300	3	9	320	80 857 30000 + 80 878 510
160	0 - 121	8 - 128	118 - 238	125 - 245	70	50	120	280	3	10	328	80 901 300 + 80 878 610
160	0 - 324	8 - 331	118 - 441	125 - 448	70	50	120	480	3	10	506	80 901 300 + 80 878 610

With 5-axis jaws

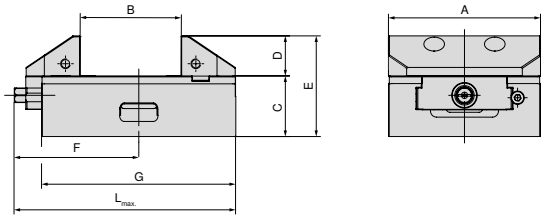

A mm	B mm	C mm	D mm	E mm	F mm	G mm	$L_{max.}$ mm	Article no. System jaws
125	25 - 82	50	33	83	103	160	183	80 857 30200 + 80 857 30100
125	25 - 152	50	33	83	132	235	250	80 857 30200 + 80 857 30100
125	25 - 222	50	33	83	170	300	320	80 857 30200 + 80 857 30100

System jaws overview

Indexable jaw, grip 3 mm, fixed

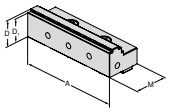

▲ Price per piece

Description	A	D	D_1	M	price	Article no.	NCG	H5G / -S / -Z	X5G-Z / -S	ESG 4	ESG 5	ESG mini	HDG 2	ZSG 4	DSG 4	MSG 2
	125	33	30	66		80 857 30000				●	●				●	

Indexable jaw, grip 3 mm, movable

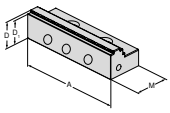

▲ Price per piece

Description	A	D	D_1	M	price	Article no.	NCG	H5G / -S / -Z	X5G-Z / -S	ESG 4	ESG 5	ESG mini	HDG 2	ZSG 4	DSG 4	MSG 2
	125	33	30	57		80 878 510					●			●		

Indexable jaw, grip 3 mm, fixed

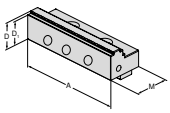

▲ Price per piece

Description	A	D	D_1	M	price	Article no.	NCG	H5G / -S / -Z	X5G-Z / -S	ESG 4	ESG 5	ESG mini	HDG 2	ZSG 4	DSG 4	MSG 2
	80	28	25	40		80 901 306				●	●					
	160	50	47	81		80 901 300				●	●					

Indexable jaw, grip 3 mm, movable

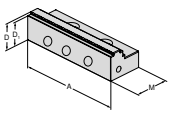

▲ Price per piece

Description	A	D	D_1	M	price	Article no.	NCG	H5G / -S / -Z	X5G-Z / -S	ESG 4	ESG 5	ESG mini	HDG 2	ZSG 4	DSG 4	MSG 2
	80	28	25	40		80 878 810				●	●			●	●	
	160	50	47	81		80 878 610				●	●			●		

5-axis indexable jaw, fixed

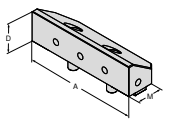

▲ price per piece

Description	A	D	D_1	M	price	Article no.	NCG	H5G / -S / -Z	X5G-Z / -S	ESG 4	ESG 5	ESG mini	HDG 2	ZSG 4	DSG 4	MSG 2
	125	33		44,5		80 857 30100					●			●	●	

5-axis indexable jaw, movable

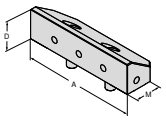

▲ price per piece

Description	A	D	D_1	M	price	Article no.	NCG	H5G / -S / -Z	X5G-Z / -S	ESG 4	ESG 5	ESG mini	HDG 2	ZSG 4	DSG 4	MSG 2
	125	33		44,5		80 857 30200					●					



Small, light and flexible clamping system

Small part single clamping system in mechanical version with complete encapsulation and modular top jaws.
Ideal for small parts, multiple clamping operations and automation on pallet storage units.

Your benefits:

- Increased machine uptime
- Compact and precise
- 100% encapsulated

Clamping/aligning:

ESG mini 40 mm

In the basic version, 2 dia. 8^{H7} positioning holes are used for positioning. These can be used to align the ESG mini 40 mm on grid plates **(Article no. 80 897 944 and 80 897 946)** and machine tables with T-slot. The ESG mini 40 mm can be mounted from above with 2 M8 fixing screws.
Alternatively: Mount from below with 4 M6 fixing screws.

Alternatively, the ESG mini 40 mm can also be clamped laterally with clamping claws.

The ESG mini 40 mm can be placed on the MNG zero point clamping system in conjunction with an intermediate plate.

Clamping/aligning:

ESG mini 65 mm

In the basic version, 2 x dia. 8^{H7} precision and positioning holes and 4 x M8 threaded holes are provided for mounting from below.

Alternatively, the ESG mini 65 mm can also be clamped laterally with clamping claws.

The ESG mini 65 can be placed on the MNG zero point clamping system in conjunction with an intermediate plate.

ESG mini 100 mm

The ESG mini 100 mm can be aligned in the machine table's T-slot with the alignment sets for T-slot (12 / 14 / 16 / 18).

With clamping claws, the ESG mini 100 mm can be directly clamped on grid plates (50 mm x 50 mm) in a grid dimension of 100 mm x 100 mm or T-slot tables with 100 mm spacing.

An MNG mounting hole is integrated in the ESG mini 100 mm base body for the MNG zero point clamping system.

Clamping force:

ESG mini – 40 mm tightening torque/clamping force

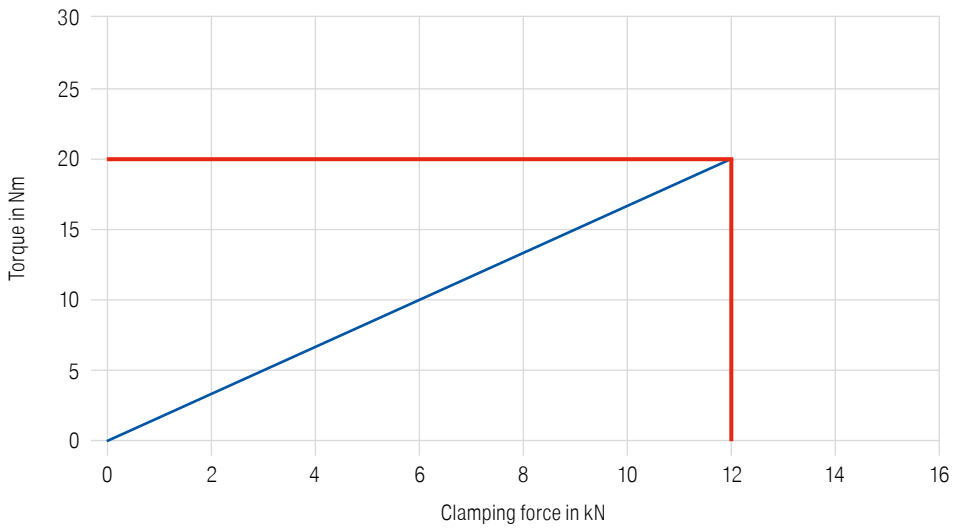

17

Clamping force:

ESG mini – 65 mm tightening torque/clamping force

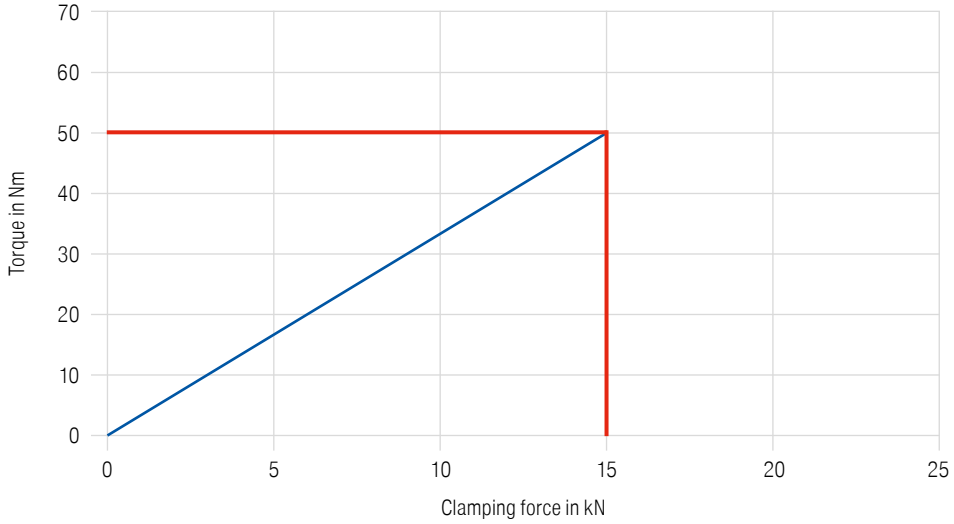

ESG mini – 100 mm tightening torque/clamping force

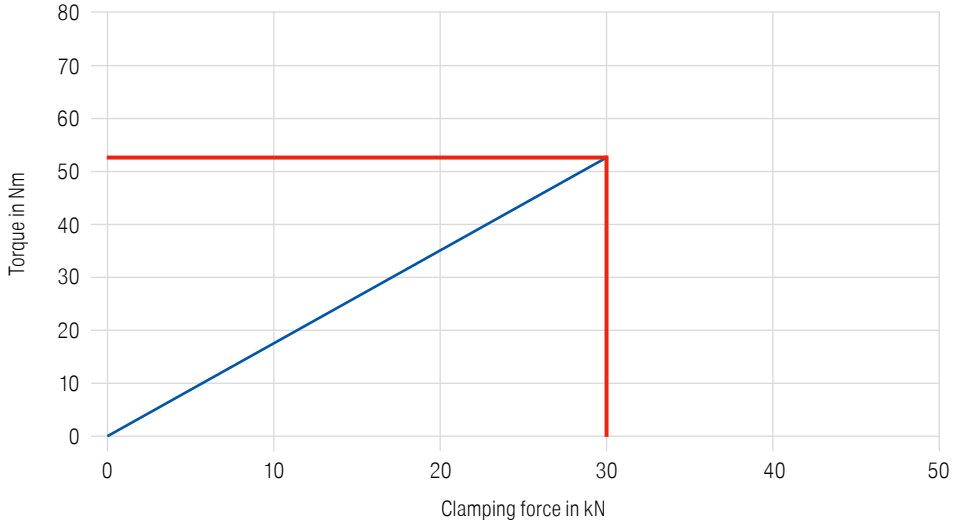

Sealed single small parts vice, 40 mm

▲ Clamping range from 0–122 mm
▲ Torque wrench 80 899 400 (8–50 Nm) required

Scope of supply:
ESG mini 40 without clamping screws

ESG mini

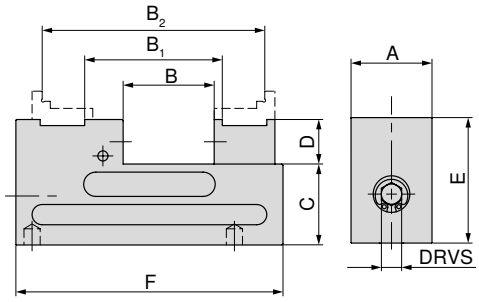

80 897 ...

A mm	B mm	B_1 mm	B_2 mm	C ±0,01 mm	D mm	E mm	F mm	TQX Nm	MXC kN	DRVS mm	WT kg	
40	0 - 58	40 - 81	83 - 122	40	22	62	132	20	12	8	1,7	040

Sealed small parts single vice, 65 mm

▲ Adapter plate for mounting with MNG possible

Scope of supply:
ESG mini incl. base jaws

ESG mini

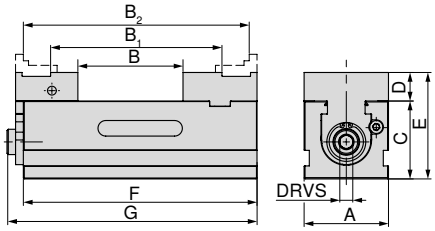

80 897 ...

A mm	B mm	B_1 mm	B_2 mm	C +0/-0,02 mm	D mm	E mm	F mm	G mm	TQX Nm	MXC kN	DRVS mm	WT kg	
65	17 - 80	68 - 131	111 - 174	60	22	82	180	193	65	20	10	5,5	067

Vice guide

Underside Dimensions	61	Structural dimension tables for the different jaws	62
System accessories	63–66	MNG-/PNG zero point clamping system	107–126
General accessories	134–149		

Sealed single vice, 100 mm

Scope of supply:

▲ ESG 100 single vice without base jaws and wrench

ESG mini

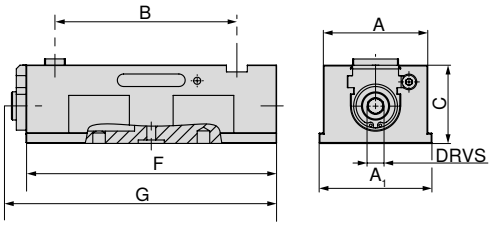

A mm	A_1 mm	B mm	C +0/-0,02 mm	F mm	G mm	TQX Nm	MXC kN	DRVS mm	WT kg	80 897 ...
100	100	91 - 189	75	240	269	70	40	14	11,3	100

Adapter plate

▲ for mounting 4 or 6 ESG mini 40 vices

Scope of supply:

Plate with mounting parts for ESG mini-40 small parts vice, without MSG pullstud

ESG mini

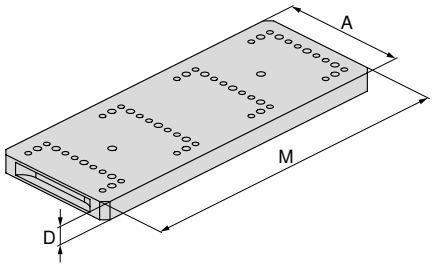

Picture shows 4 location design

for	A mm	D mm	M mm	80 897 ...
4 x ESG mini 40	140	20	360	944 1)
6 x ESG mini 40	140	20	560	946 1)

1) Not ex-stock

Vice guide

Underside Dimensions	61	Structural dimension tables for the different jaws	62
System accessories	63–66	MNG-/PNG zero point clamping system	107–126
General accessories	134–149		

ESG mini underside dimensions

Base width 40 mm

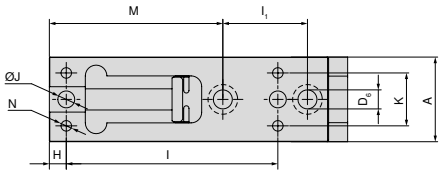

A mm	H mm	l ±0,02 mm	l1 mm	J H7 mm	M mm	K mm	N
40	8	100	40	8	82	25	M6

Base width 65 mm

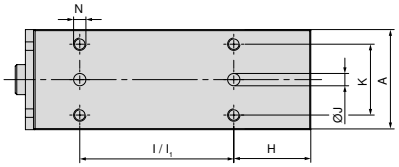

A mm	l mm	l1 ±0,015 mm	K mm	J H7 mm	H mm	N
65	100	100	46	8	50	M8

Base width 100 mm

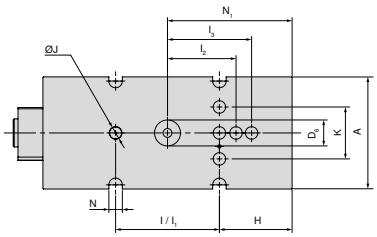

A mm	D6 H7 mm	l1 ±0,015 mm	l2 ±0,015 mm	l3 ±0,015 mm	H mm	l ±0,015 mm	K mm	J H7 mm	N1 mm	N mm
100	25	100	66	81	70	100	50	12	120	13

ESG mini 100 structural dimension table for the different jaws

with standard base jaws and smooth jaw VS

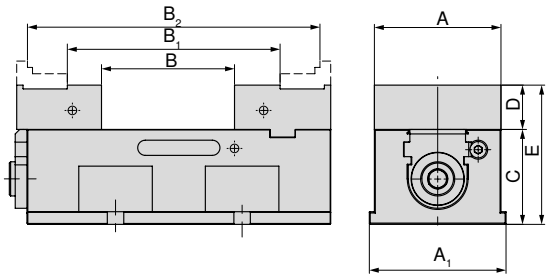

A mm	A_1 mm	B mm	B_1 mm	B_2 mm	C mm	D mm	E mm
100	108	21 - 117	84 - 180	147 - 243	75	35	110

Article no. System jaws
80 897 900 + 80 897 901, 2 x 80 895 349

with combi jaws from the NCG 100 system

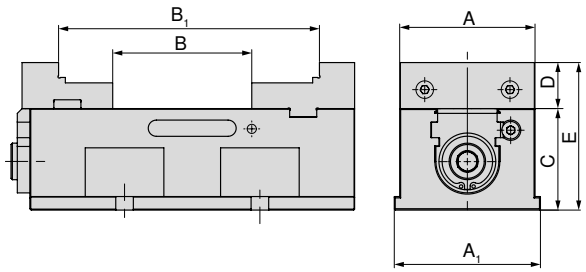

A mm	A_1 mm	B mm	B_1 mm	C mm	D mm	E mm
100	108	21 - 117	111 - 207	75	34	109

Article no. System jaws
80 890 343 + 80 890 347

with pendulum jaws from the NCG system and adapter jaws, fixed

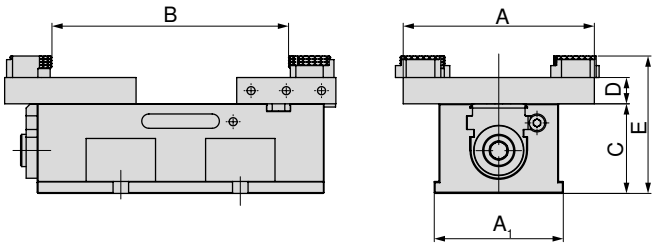

A mm	A_1 mm	B mm	C mm	D mm	E mm
160	108	24 - 212	75	22	115

Article no. System jaws
80 890 322 + 80 897 920

with 5-axis base jaws

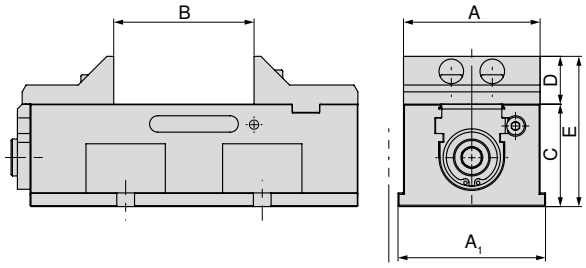

A mm	A_1 mm	B mm	C mm	D mm	E mm
100	108	21 - 117	75	35	110

Article no. System jaws
80 897 916 + 80 897 917

System jaws overview

Standard base jaws, fixed

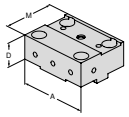

▲ Price per piece

Description	A	A_1	D	D_1	M	M_1	price	Article no.	NCG	H5G / -S / -Z	X5G-Z / -S	ESG 4	ESG 5	ESG mini	HDG 2	ZSG 4	DSG 4	MSG 2
	100		35		76			80 897 900						●				

Standard base jaw, movable

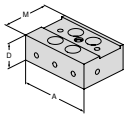

▲ Price per piece

Description	A	A_1	D	D_1	M	M_1	price	Article no.	NCG	H5G / -S / -Z	X5G-Z / -S	ESG 4	ESG 5	ESG mini	HDG 2	ZSG 4	DSG 4	MSG 2
	100		35		67			80 897 901						●				

Combi reversible jaw, fixed

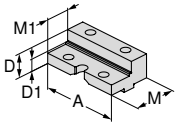

▲ For the extension of the clamping range
▲ Jaws hardened
▲ includes fixing bolts
▲ price per piece

Description	A	A_1	D	D_1	M	M_1	price	Article no.	NCG	H5G / -S / -Z	X5G-Z / -S	ESG 4	ESG 5	ESG mini	HDG 2	ZSG 4	DSG 4	MSG 2
	100		34	23	76	50		80 890 343	●					●				

Combi reversible jaw, movable

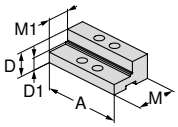

▲ For the extension of the clamping range
▲ Jaws hardened
▲ includes fixing bolts
▲ price per piece

Description	A	A_1	D	D_1	M	M_1	price	Article no.	NCG	H5G / -S / -Z	X5G-Z / -S	ESG 4	ESG 5	ESG mini	HDG 2	ZSG 4	DSG 4	MSG 2
	100		34	23	67	40		80 890 347	●					●				

Soft jaw, horizontal

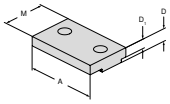

▲ for producing shaped jaws
▲ Price per piece

Description	A	A_1	D	D_1	M	M_1	price	Article no.	NCG	H5G / -S / -Z	X5G-Z / -S	ESG 4	ESG 5	ESG mini	HDG 2	ZSG 4	DSG 4	MSG 2
	65		11,5	8,6	40			80 895 338						●				
	100		13,5	10,6	50			80 895 348						●				

5 axis base jaws, fixed

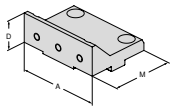

▲ Price per piece

Description	A	A_1	D	D_1	M	M_1	price	Article no.	NCG	H5G / -S / -Z	X5G-Z / -S	ESG 4	ESG 5	ESG mini	HDG 2	ZSG 4	DSG 4	MSG 2
	100		35		76			80 897 916						●				

5 axis base jaws, movable

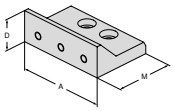

▲ Price per piece

Description	A	A_1	D	D_1	M	M_1	price	Article no.	NCG	H5G / -S / -Z	X5G-Z / -S	ESG 4	ESG 5	ESG mini	HDG 2	ZSG 4	DSG 4	MSG 2
	100		35		67			80 897 917						●				

Pendulum jaw, movable

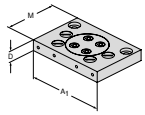

▲ for holding 6-way reversible jaws
▲ price per piece
▲ incl. 6 cover screws (with A = 100 mm, 4 pieces)

Description	A	A_1	D	D_1	M	M_1	price	Article no.	NCG	H5G / -S / -Z	X5G-Z / -S	ESG 4	ESG 5	ESG mini	HDG 2	ZSG 4	DSG 4	MSG 2
	100	160	22		110			80 890 322	●					●				

System jaws overview

Adapter jaws, fixed

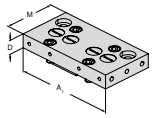

- for holding 6-way reversible jaws
- price per piece
- incl. 6 cover screws (with A = 100 mm, 4 pieces)

Description	A	A_1	D	D_1	M	M_1	price	Article no.	NCG	H5G / -S / -Z	X5G-Z / -S	ESG 4	ESG 5	ESG mini	HDG 2	ZSG 4	DSG 4	MSG 2
	100	160	22		83			80 897 920						●				

Jaw, smooth VS, carbide coated

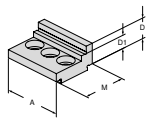

- increased clamping range for finishing and 2 sided
- Price per piece

Description	A	A_1	D	D_1	M	M_1	price	Article no.	NCG	H5G / -S / -Z	X5G-Z / -S	ESG 4	ESG 5	ESG mini	HDG 2	ZSG 4	DSG 4	MSG 2
	40		14	9	30			80 895 341						●				

Jaw, smooth VS, carbide coated

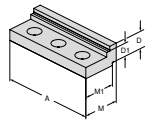

- Increased clamping range for finish machining and 2nd operation
- Price per piece

Description	A	A_1	D	D_1	M	M_1	price	Article no.	NCG	H5G / -S / -Z	X5G-Z / -S	ESG 4	ESG 5	ESG mini	HDG 2	ZSG 4	DSG 4	MSG 2
	65		16,7	11,7	32	27		80 895 347						●				
	100		19	14	40	35		80 895 349						●				

Jaw, grip, VS

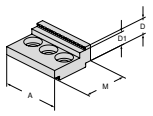

- increased clamping range for clamping of unmachined parts
- Price per piece

Description	A	A_1	D	D_1	M	M_1	price	Article no.	NCG	H5G / -S / -Z	X5G-Z / -S	ESG 4	ESG 5	ESG mini	HDG 2	ZSG 4	DSG 4	MSG 2
	40		14	9	30			80 895 334						●				

Jaw, grip, VS

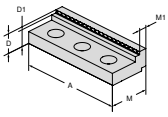

- Increased clamping range for clamping of blanks
- Price per piece

Description	A	A_1	D	D_1	M	M_1	price	Article no.	NCG	H5G / -S / -Z	X5G-Z / -S	ESG 4	ESG 5	ESG mini	HDG 2	ZSG 4	DSG 4	MSG 2
	65		11,5	8,5	27	8,5		80 895 336						●				
	100		20	17	40	8,5		80 895 346						●				

Grip stepped jaw, reversible

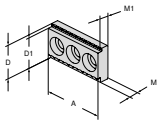

- for vertical and horizontal application
- Price per piece

Description	A	A_1	D	D_1	M	M_1	price	Article no.	NCG	H5G / -S / -Z	X5G-Z / -S	ESG 4	ESG 5	ESG mini	HDG 2	ZSG 4	DSG 4	MSG 2
	40		22	20	8	5,5		80 895 320						●				

Stepped jaw, smooth

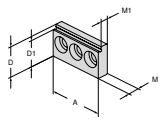

- can be used as smooth jaw or stepped jaw horizontally or vertically
- Hardened and ground jaws
- Price per piece

Description	A	A_1	D	D_1	M	M_1	price	Article no.	NCG	H5G / -S / -Z	X5G-Z / -S	ESG 4	ESG 5	ESG mini	HDG 2	ZSG 4	DSG 4	MSG 2
	40		22	19	8	5,5		80 895 318						●				

System jaws overview

6 function indexable jaw

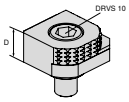

- 1 = Smooth, carbide coated
- 2 = Grip with 3 mm step
- 3 = Grip with 8 mm step
- 4 = Grip with 18 mm step
- 5 = Rough grip with 8 mm step
- 6 = Round grip
- M_{max} = 60 Nm
- Including fixation screws

Description	A	D	D_1	M	price	Article no.	NCG	H5G / -S / -Z	X5G-Z / -S	ESG 4	ESG 5	ESG mini	HDG 2	ZSG 4	DSG 4	MSG 2
		18				80 892 246	●		●	●		●		●	●	

6x indexable jaw, carbide grip

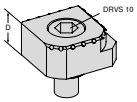

- 1 = Smooth
- 2 = Carbide grip
- 3 = Carbide grip with 3 mm step
- 4 = Carbide grip with 8mm step
- 5 = Round carbide grip with 8 mm step
- 6 = Round carbide grip
- Incl. fixing screws

Description	A	D	D_1	M	price	Article no.	NCG	H5G / -S / -Z	X5G-Z / -S	ESG 4	ESG 5	ESG mini	HDG 2	ZSG 4	DSG 4	MSG 2
		18				NEW 80 890 35300	●	●	●	●		●		●	●	

17

System accessories overview

Cover for combi reversible jaws, fixed

▲ Price per piece

Scope of supply:
including 2 fixing screws

ESG mini

for width mm	80 897 ...
100	911

Clamping claws set

▲ Spacing for 50 mm or 100 mm and 100 mm T-slot distance
▲ Price per set of 2 pieces

Scope of supply:
including 2 screws M12

ESG mini

for width mm	G	80 897 ...
100	M12	121

MNG-Adapter plate for ESG mini

Scope of supply:
Plate including mounting accessories

ESG mini

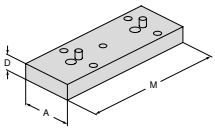

for width mm	A mm	D mm	M mm	80 897 ...
40	65	17	132	904
65	65	20	180	906

Clamping screw for top jaws

▲ price per piece

ZSG mini | ESG mini

G	80 895 ...
M6x8	013

Fixing set for mounting through the body

▲ price per set

Scope of supply:
▲ 2 screws M8
▲ 2 straight pins Ø 8 mm

G	J mm	80 897 ...
M8	8	019



Tried-and-tested high pressure clamping system

Mechanical machine vice with continuous force adjustment from 10% to 100% of the clamping force with just one crank turn and always the same final crank position. Quick clamping range adjustment via locking pins.

Your benefits:

- Save time and effort – just one crank turn
- Clamping time of less than one second
- Easy handling
- Can be continuously adjusted without tools
- High machining precision

Clamping/aligning:

Alignment through precision slot nuts on the slot table with 20^{H7} longitudinal/transverse slot in the base body

Clamp with screws through the base body or laterally with clamping claws

High pressure vice

- stepless power adjustment
- mechanical power transmission
- clamping force with only a single turn of the handle
- flexible Jaws, pre-machined to accommodate jaws for clamping range extension

Scope of supply:

High pressure vice incl. 4 clamping jaws, hand crank, 2 top jaws profiled and hardened, without clamping screws

HDG 2

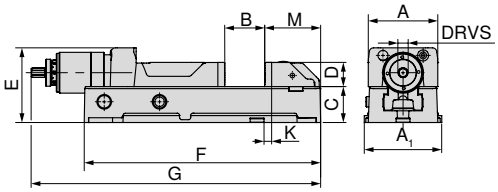

A mm	A_1 mm	B mm	C +0/-0,02 mm	D mm	E mm	F mm	$G_{max.}$ mm	K ±0,015 mm	M mm	DRVS mm	MXC kN	WT kg	80 892 ...
100	112	0 - 159	52	35	108	342	521	11	81	12	4 - 30	20	**100**
125	140	0 - 201	62	40	118	400	584	28	85	12	4 - 40	27	**125**
160	176	0 - 300	78	50	149	544	784	40	112	12	5 - 60	55	**160**

Vice guide

Underside Dimensions	70	System accessories	69–70
General accessories	134–149		

System jaws overview

Jaws for clamping range extension

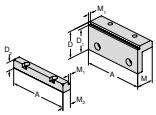

- Price per set (1 fixed and 1 movable jaw)

Description	A	D	D_1	D_2	M	M_1	M_2	price	Article no.	NCG	H5G / -S / -Z	X5G-Z / -S	ESG 4	ESG 5	ESG mini	HDG 2	ZSG 4	DSG 4	MSG 2
100	**56**	**50**	**22**	**37**	**5**	**19**			**80 892 225**							●			
125	**56**	**50**	**22**	**37**	**5**	**19**			**80 892 226**							●			
160	**71**	**65**	**23**	**47**	**5**	**23,5**			**80 892 227**							●			

Illustration with extended clamping range

A	B	D	Vice Article Number	Jaw Article Number
100	118 - 278	56	80 892 100	80 892 225
125	137 - 338	56	80 892 125	80 892 226
160	169 - 470	71	80 892 160	80 892 227

Base body extension

HDG 2

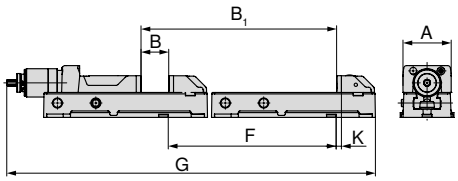

A mm	B mm	B_1 mm	F mm	G mm	K mm	80 892 ...
100	0-159	350-509	450	871,3	11	**51000**
125	0-201	410-611	410	994,1	28	**51100**
160	0-300	550-850	550	1334,15	40	**51200**

Shown with base body extension

A	B	D	Vice Article Number	Extension article number
100	350 - 509	35	80 892 100	80 892 51000
125	410 - 611	40	80 892 125	80 892 51100
160	550 - 850	50	80 892 160	80 892 51200

HDG 2 underside dimensions

Base width 100 mm, 125 mm, 160 mm

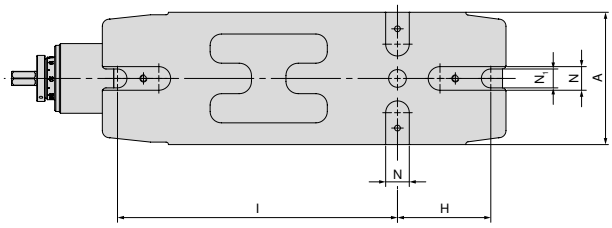

A mm	H mm	I mm	N_{H7} mm	N_1 mm
100	80	240	20	15
125	100	280	20	18
160	130	380	20	22

System accessories overview

Angular drive

HDG 2

for width mm	80 892 ...
100/125	**314**
160	**315**

Hand crank

▲ for fast adjustment

HDG 2

for width mm	DRVS mm	80 892 ...
100/125	12	**124**
160	12	**164**



Maximum precision and process security

ZSG 4 centric vice, mechanical version with high precision and clamping force.
Closed system with optimised chip flow for high process security.

Your benefits:

- High process security
- Compact design with ideal accessibility
- High clamping force, so pre-stamping is not necessary
- Quick and easy jaw change with 2 screws
- Extensive modular jaw range

Clamping/aligning:

Mounting with zero point clamping system
ZSG 4 – 80 mm L-130 mm + L-190 mm
ZSG 4 – 125 mm L-160 mm + L-235 mm

1 mounting bolt + MNG-indexing bolt

Mounting with zero point clamping system
ZSG 4 – 125 mm + L-300 mm
ZSG 4 – 160 mm + L-280 mm + L-480 mm

2 mounting bolts

Dia. 12^{H7} precision holes are present in all variants for positioning the ZSG 4 with precision. All variants can be mounted with screws from above through the base body.

Clamping/aligning:

ZSG 4 – 125 mm L-235 mm + L-300 mm
ZSG 4 – 160 mm L-280 mm + L-480 mm

These 4 variants can also be clamped with clamping claws as an alternative.

ZSG 4 – 80 mm L-130 mm + L-190 mm
ZSG 4 – 125 mm L-160 mm + L-235 mm + L-300 mm

All 5 variants are also available with mounting holes for the LANG zero point clamping system.

Clamping force:

ZSG 4 – 80 mm tightening torque/clamping force

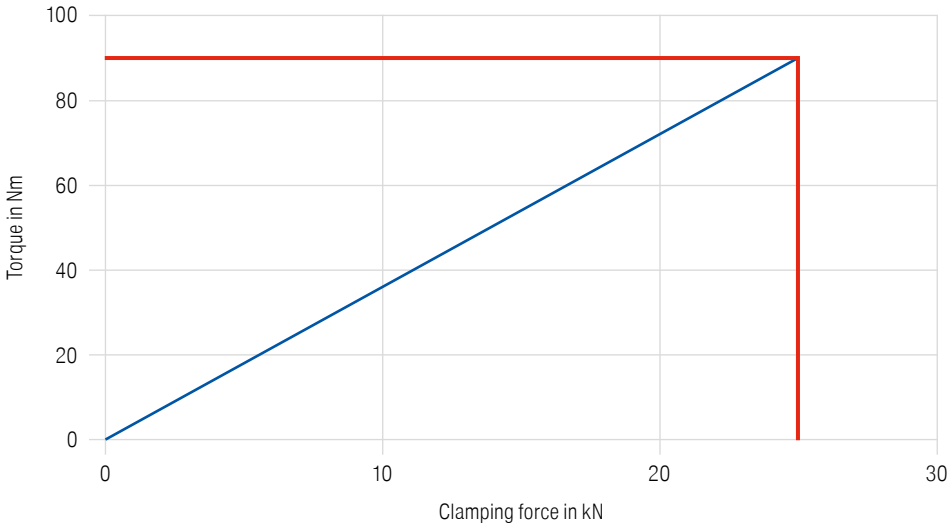

Clamping force:

ZSG 4 – 125 mm tightening torque/clamping force

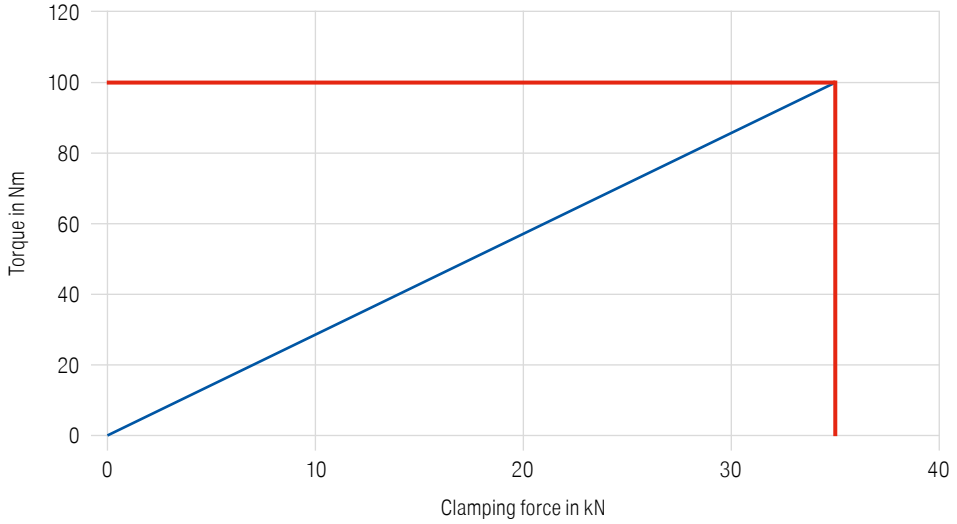

ZSG 4 – 160 mm tightening torque/clamping force

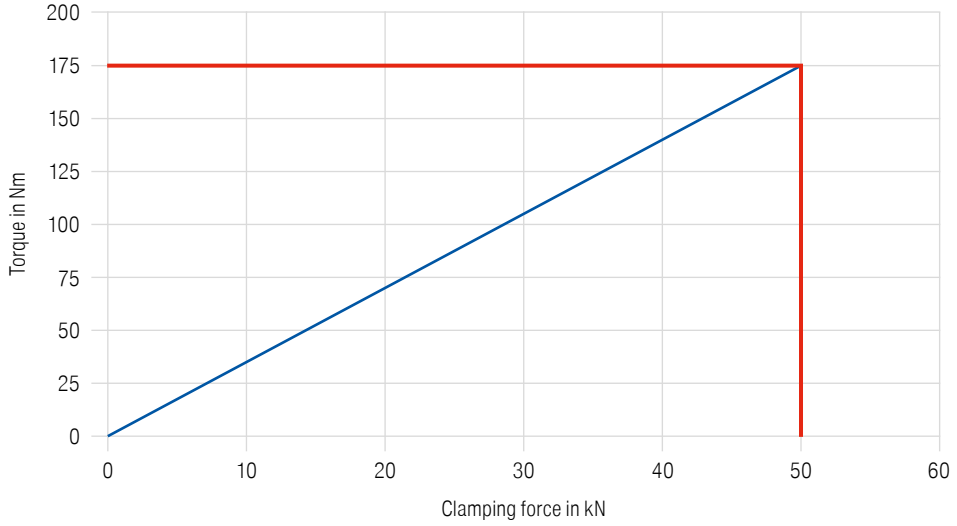

Sealed Centric Vice

- without system jaws
- ball bearing mounted spindle
- ±0.01 mm repeatability

ZSG 4

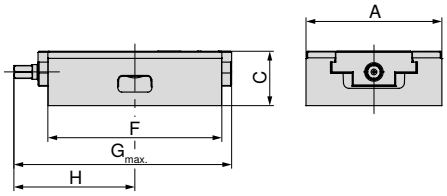

NEW

A mm	C ±0,01 mm	F mm	$G_{max.}$ mm	H mm	MXC kN	WT kg	80 878 ...
80	50	130	157	81	25	3,0	081
80	50	190	206	104	25	4,5	08400
125	50	160	200	111,5	35	6,4	225
125	50	235	272	143,5	35	9,0	12900
125	50	300	340	181	35	11,8	226
160	70	280	315	172	50	21,0	160
160	70	480	524	276	50	35,0	260

Sealed Centric vice

- with 2 reversible grip jaws
- ball bearing mounted spindle
- ±0.01 mm repeatability

ZSG 4

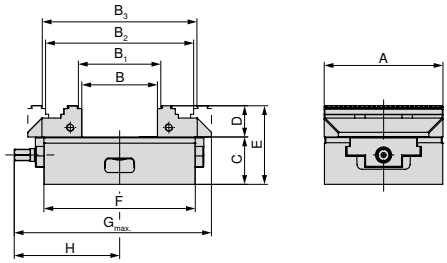

NEW

A mm	B mm	B_1 mm	B_2 mm	B_3 mm	C ±0,01 mm	D mm	E mm	F mm	$G_{max.}$ mm	H mm	MXC kN	WT kg	80 878 ...
80	0 - 59	4 - 63	59 - 117	63 - 121	50	28	78	130	157	81	25	4,0	080
80	0 - 123	4 - 127	59 - 181	63 - 185	50	28	78	190	206	104	25	5,5	08300
125	0 - 80	8 - 87	77 - 156	84 - 163	50	33	83	160	208	111,5	35	8,7	025
125	0 - 155	8 - 162	77 - 218	84 - 225	50	33	83	235	272	143,5	35	9,5	12800
125	0 - 220	8 - 227	77 - 296	84 - 303	50	33	83	300	348	181	35	14,0	026

It is not possible to fit top jaws with a height of 40 mm, if this height is required, please use the reversible jaws with D = 40 mm (Article No. 80 878 520).

Sealed centric vice suitable for PNG, MNG and Lang zero point clamping systems

- with 2 reversible grip jaws
- ball bearing mounted spindle
- ±0.01 mm repeatability

ZSG 4

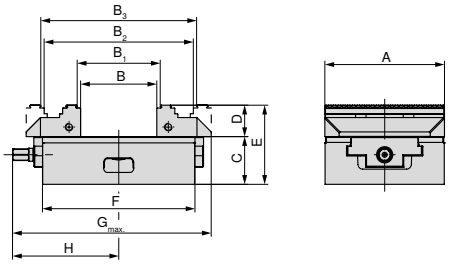

A mm	B mm	B_1 mm	B_2 mm	B_3 mm	C ±0,01 mm	D mm	E mm	F mm	$G_{max.}$ mm	H mm	MXC kN	WT kg	80 878 ...
125	0 - 80	8 - 87	77 - 156	84 - 163	50	33	83	160	208	111,5	35	8,7	125

WNT MNG

Schunk VERO-S / WNT – PNG

Lang Quick Point 96 x 96

Lang Quick Point 52 x 52

Sealed centric vice also suitable for PNG, MNG and Lang zero point clamping systems

- without system jaws
- ball bearing mounted spindle
- ±0.01 mm repeatability

ZSG 4

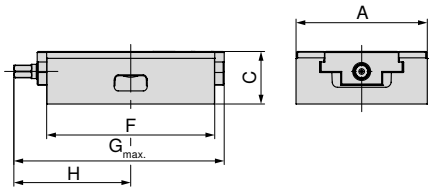

NEW

A mm	C mm	F mm	$G_{max.}$ mm	H mm	MXC kN	WT kg	80 878 ...
125	50	235	272	143,5	35	9,0	13000
125	50	160	200	111,5	35	6,3	325
125	50	300	348	181	35	11,8	12600

WNT MNG

Schunk VERO-S / WNT – PNG

Lang Quick Point 96 x 96

Lang Quick Point 52 x 52

Sealed centric vice for Erowa ITS 148

- without system jaws
- ball bearing mounted spindle
- ±0.01 mm repeatability

ZSG 4

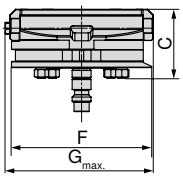

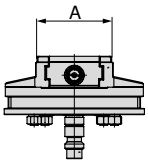

80 878 ...

A mm	C mm	F mm	$G_{max.}$ mm	MXC kN	WT kg	
80	73	148	157	25	5,6	082

Vice guide

Underside Dimensions	77+78	Structural dimension tables for the different jaws	79–82
System accessories	83–86	MNG-/PNG zero point clamping system	107–126
General accessories	134–149		

ZSG 4 underside dimensions

Base width 80 mm and 130 mm length

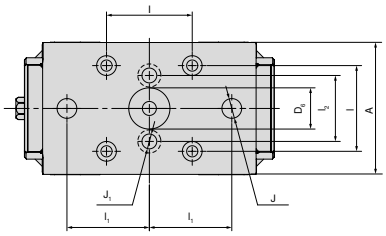

A mm	$D_{6\ H6}$ mm	$l_{\pm0,015}$ mm	$l_{1\ \pm0,015}$ mm	l_2 mm	J_{H7} mm	J_1 mm
80	25	52	50	40	12	9

Base width 80 mm and length 190 mm

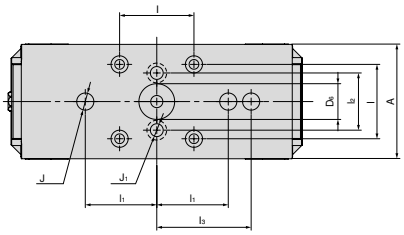

A mm	$D_{6\ H6}$ mm	$l_{\pm0,015}$ mm	$l_{1\ \pm0,015}$ mm	l_2 mm	J_{H7} mm	J_1 mm
80	25	52	50	40	12	9

Base width 125 mm and length 160 mm

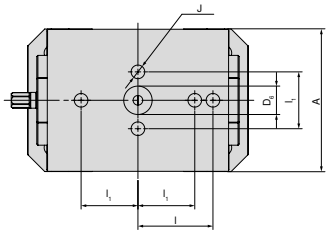

A mm	$D_{6\ H6}$ mm	$l_{\pm0,015}$ mm	$l_{1\ \pm0,015}$ mm	J_{H7} mm
125	25	66	50	12

Base width 125 mm and length 235 mm

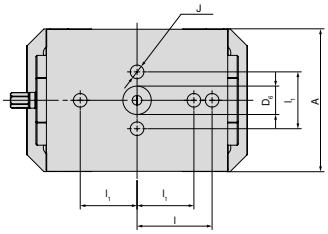

A mm	$D_{6\ H6}$ mm	$l_{\pm0,015}$ mm	l_1 mm	J mm
125	25	66	50	12

Base width 125 mm and 300 mm length

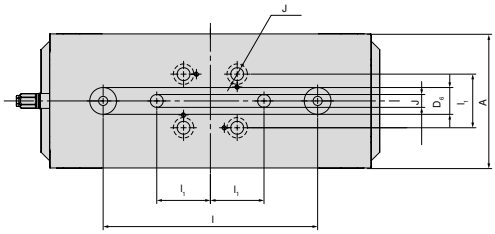

A mm	$D_{6\ H6}$ mm	$l_{\pm0,015}$ mm	$l_{1\ \pm0,015}$ mm	J_{H7} mm
125	25	200	50	12

17

ZSG 4 underside dimensions

Base width 160 mm and length 280 mm

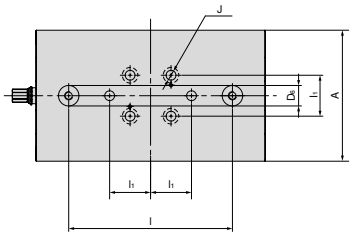

A mm	$D_{6\ H6}$ mm	$l_{\pm0,015}$ mm	$l_{1\ \pm0,015}$ mm	J_{H7} mm
160	25	200	50	12

Base width 160 mm and length 480 mm

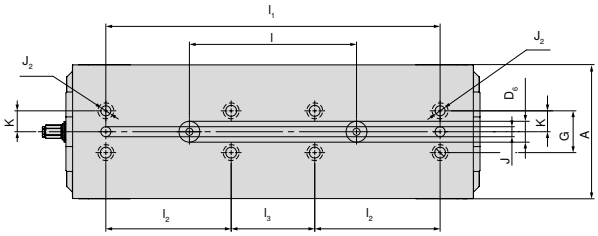

A mm	$D_{6\ H6}$ mm	$l_{\pm0,015}$ mm	$l_{1\ \pm0,015}$ mm	l_2 mm	$l_{3\ \pm0,015}$ mm	J_{H7} mm	$J_{2\ F7}$ mm	$K_{\pm0,02}$ mm	G mm
160	25	200	400	150	100	12	12	25	50

ZSG 4 structural dimension table for the different jaws

with combi jaws

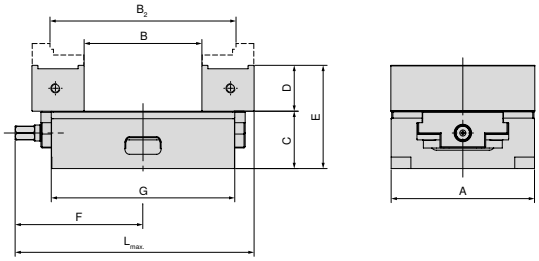

A mm	B mm	B_2 mm	C mm	D mm	E mm	F mm	G mm	$L_{max.}$ mm	Article no. System jaws
125	10,5 - 113	60 - 161	50	40	90	111,5	160	208	2 x 80 878 530
125	10,5 - 188	60 - 237	50	40	90	143,5	235	272	2 x 80 878 530
125	10,5 - 253	60 - 302	50	40	90	181	300	348	2 x 80 878 530

with pendulum and adapter plate

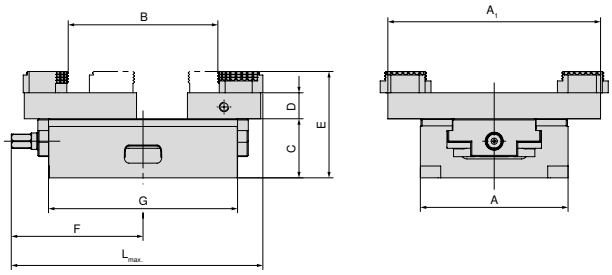

A mm	A_1 mm	B mm	C mm	D mm	E mm	F mm	G mm	$L_{max.}$ mm	Article no. System jaws
80	125	3 - 84	50	28	78	81	130	157	80 878 890 + 80 878 870
80	125	3 - 145	50	28	78	104	190	206	80 878 890 + 80 878 870
125	180	35 - 126	50	22	90	111,5	160	212	80 878 590 + 80 878 570
125	180	35 - 201	50	22	90	143,5	235	272	80 878 590 + 80 878 570
125	180	35 - 250	50	22	90	181	300	352	80 878 590 + 80 878 570
160	256	16 - 292	70	22	110	170	280	315	80 878 690 + 80 878 670
160	256	16 - 406	70	22	110	276	480	524	80 878 690 + 80 878 670

With aluminium jaws

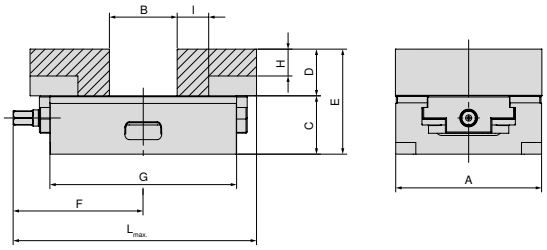

A mm	B mm	C mm	D mm	E mm	F mm	G mm	H mm	I mm	$L_{max.}$ mm	Article no. System jaws
80	0 - 44	50	28	78	81	130	10	17	157	2 x 80 878 850
80	0 - 108	50	28	78	104	190	10	17	206	2 x 80 878 850
125	0 - 58	50	40	90	111,5	160	17	27	208	2 x 80 878 550
125	0 - 133	50	40	90	143,5	235	17	27	272	2 x 80 878 550
125	0 - 198	50	40	90	181	300	17	27	348	2 x 80 878 550
160	0 - 123	70	50	120	170	280	26	25	315	2 x 80 878 305
160	10 - 336	70	50	120	276	480	26	25	524	2 x 80 878 305

ZSG 4 structural dimension table for the different jaws

With 5-axis jaws

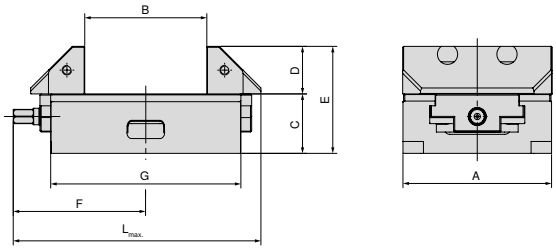

A mm	B mm	C mm	D mm	E mm	F mm	G mm	$L_{max.}$ mm	Article no. System jaws
125	22 - 102	50	40	90	115,5	160	208	2 x 80 878 625
125	22 - 177	50	40	90	143,5	235	272	2 x 80 878 625
125	22 - 242	50	40	90	181	300	348	2 x 80 878 625
160	15 - 140	70	50	120	170	280	315	2 x 80 878 660
160	28 - 354	70	50	120	276	480	524	2 x 80 878 660

With 5 axis jaws, grip 3 mm, width 65 mm

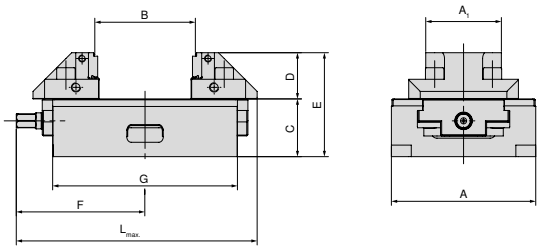

A mm	A_1 mm	B mm	C mm	D mm	E mm	F mm	G mm	$L_{max.}$ mm	Article no. System jaws
125	65	8 - 87	50	40	90	115,5	160	208	2 x 80 878 665
125	65	8 - 162	50	40	90	143,5	235	272	2 x 80 878 665
125	65	8 - 227	50	40	90	181	300	348	2 x 80 878 665

With indexable jaws, grip 3 mm, height 65 mm

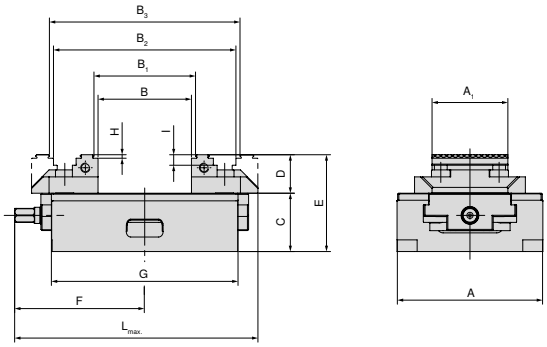

A mm	A_1 mm	B mm	B_1 mm	B_2 mm	B_3 mm	C mm	D mm	E mm	F mm	G mm	H mm	I mm	$L_{max.}$ mm	Article no. System jaws
125	65	0 - 80	8 - 87	77 - 156	84 - 163	50	33	83	111,5	160	3	9	208	2 x 80 878 565
125	65	0 - 142	8 - 149	77 - 218	84 - 225	50	33	83	143,5	235	3	9	272	2 x 80 878 565
125	65	0 - 220	8 - 227	77 - 296	84 - 303	50	33	83	181	300	3	9	348	2 x 80 878 565

ZSG 4 structural dimension table for the different jaws

With indexable jaws, grip 3 mm

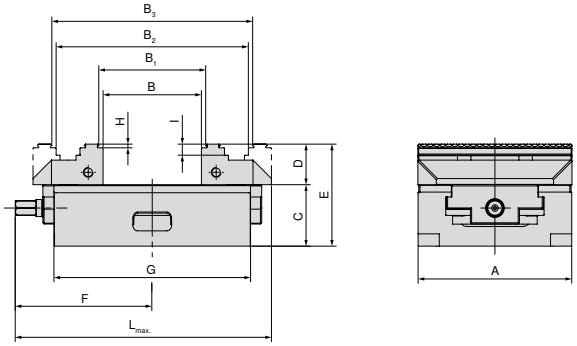

A mm	B mm	B_1 mm	B_2 mm	B_3 mm	C mm	D mm	E mm	F mm	G mm	H mm	I mm	$L_{max.}$ mm	Article no. System jaws
160	0 - 127	8 - 134	118 - 244	125 - 251	70	50	120	170	280	3	10	315	2 x 80 878 610
160	15 - 341	22 - 348	132 - 458	139 - 465	70	50	120	276	480	3	10	524	2 x 80 878 610

With indexable jaws, grip, height 40 mm

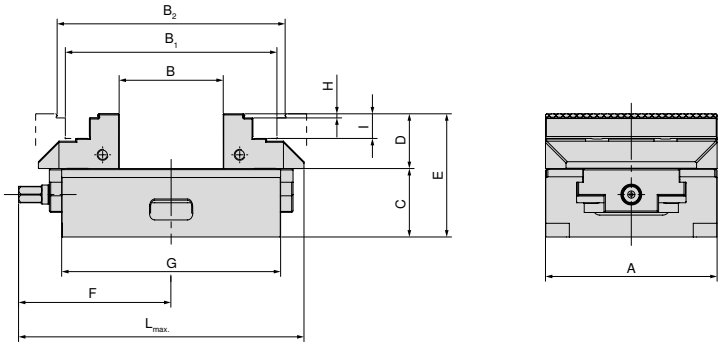

A mm	B mm	B_1 mm	B_2 mm	C mm	D mm	E mm	F mm	G mm	H mm	I mm	$L_{max.}$ mm	Article no. System jaws
125	0 - 75	75 - 154	88 - 166	50	40	90	111,5	160	3	9	208	2 x 80 878 520
125	0 - 230	75 - 229	88 - 241	50	40	90	143,5	235	3	9	272	2 x 80 878 520
125	0 - 215	75 - 294	88 - 306	50	40	90	181	300	3	9	348	2 x 80 878 520

With 6 face jaw system for 125 mm jaw width

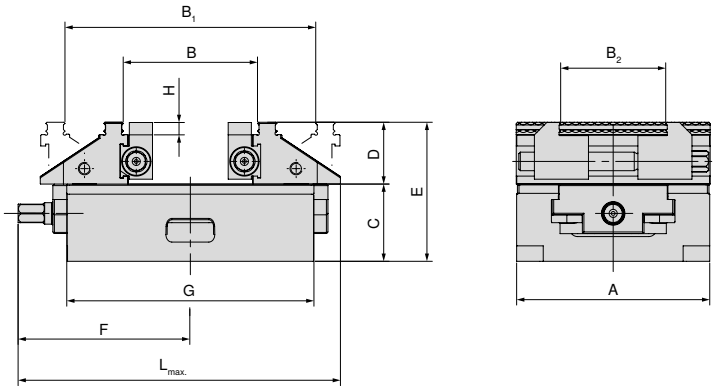

A mm	B mm	B_1 mm	B_2 mm	C mm	D mm	E mm	F mm	G mm	H mm	$L_{max.}$ mm	Article no. System jaws
125	39 - 86	83 - 161	37 - 101	50	40	90	111,5	160	8	209	2 x 80 878 525
125	39 - 161	83 - 236	37 - 101	50	40	90	143,5	235	8	272	2 x 80 878 525
125	39 - 226	83 - 301	37 - 101	50	40	90	181	300	8	349	2 x 80 878 525

ZSG 4 structural dimension table for the different jaws

with middle jaw, grip 3 mm (width 28 mm / 33 mm) for jaw width 125 mm

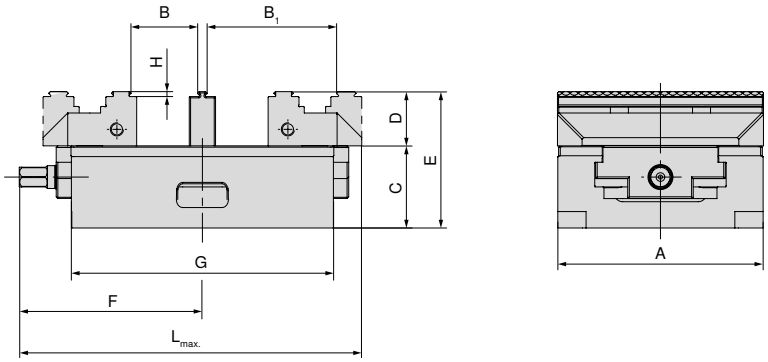

A mm	B mm	B_1 mm	C mm	D mm	E mm	F mm	G mm	H mm	$L_{max.}$ mm	Article no. System jaws
80	8 - 28	37 - 57	50	28	78	81	130	3	157	2 x 80 878 810 + 80 878 31200
80	14 - 22	31 - 51	50	28	78	81	130	3	157	2 x 80 878 810 + 80 878 33400
80	8 - 58	37 - 87	50	28	78	104	190	3	206	2 x 80 878 810 + 80 878 31200
80	14 - 52	31 - 81	50	28	78	104	190	3	206	2 x 80 878 810 + 80 878 33400
125	9 - 40	47 - 78	50	33	83	111,5	160	3	208	2 x 80 878 510 + 80 878 31300
125	15 - 34	41 - 72	50	33	83	111,5	160	3	208	2 x 80 878 510 + 80 878 33500
125	9 - 72	47 - 110	50	33	83	143,5	235	3	272	2 x 80 878 510 + 80 878 31300
125	15 - 66	41 - 104	50	33	83	143,5	235	3	272	2 x 80 878 510 + 80 878 33500
125	9 - 110	47 - 148	50	33	83	181	300	3	348	2 x 80 878 510 + 80 878 31300
125	15 - 104	41 - 142	50	33	83	181	300	3	348	2 x 80 878 510 + 80 878 33500

System jaws overview

5-axis jaw, movable

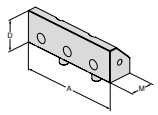

▲ Price per piece

Description	for width	A	A_1	D	D_1	M	price	Article no.	NCG	H5G / -S / -Z	X5G-Z / -S	ESG 4	ESG 5	ESG mini	HDG 2	ZSG 4	DSG 4	MSG 2
		125		40		45,5		80 878 625								●		
		160		50		73		80 878 660								●		

Indexable grip jaw 3 mm, width 40 mm, movable

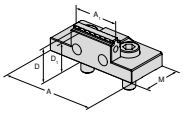

▲ Price per piece

Description	for width	A	A_1	D	D_1	M	price	Article no.	NCG	H5G / -S / -Z	X5G-Z / -S	ESG 4	ESG 5	ESG mini	HDG 2	ZSG 4	DSG 4	MSG 2
	80	80		40	28	25	40	80 878 840				●				●		

5-axis jaw, grip 3 mm, width 65 mm, movable

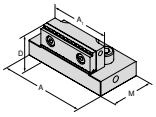

▲ Price per piece

Description	for width	A	A_1	D	D_1	M	price	Article no.	NCG	H5G / -S / -Z	X5G-Z / -S	ESG 4	ESG 5	ESG mini	HDG 2	ZSG 4	DSG 4	MSG 2
	125	95	65,5	40		57		80 878 665								●		

5-axis indexable jaw, grip 3 mm, width 65 mm, movable

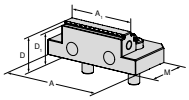

▲ double sided grip step
▲ price per piece

Description	for width	A	A_1	D	D_1	M	price	Article no.	NCG	H5G / -S / -Z	X5G-Z / -S	ESG 4	ESG 5	ESG mini	HDG 2	ZSG 4	DSG 4	MSG 2
	125	95	65	33	30	57		80 878 565				●				●		

Indexable jaw, grip 3 mm, height 40 mm, movable

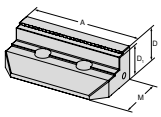

▲ Price per piece

Description	for width	A	A_1	D	D_1	M	price	Article no.	NCG	H5G / -S / -Z	X5G-Z / -S	ESG 4	ESG 5	ESG mini	HDG 2	ZSG 4	DSG 4	MSG 2
		125		40	37	59		80 878 520								●		

Indexable jaw, grip 3 mm, movable

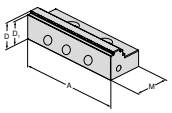

▲ Price per piece

Description	for width	A	A_1	D	D_1	M	price	Article no.	NCG	H5G / -S / -Z	X5G-Z / -S	ESG 4	ESG 5	ESG mini	HDG 2	ZSG 4	DSG 4	MSG 2
		80		28	25	40		80 878 810				●	●			●	●	
		125		33	30	57		80 878 510					●			●		
		160		50	47	81		80 878 610				●	●			●		

Indexable jaw, grip 5 mm, movable

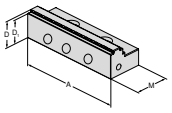

▲ Price per piece

Description	for width	A	A_1	D	D_1	M	price	Article no.	NCG	H5G / -S / -Z	X5G-Z / -S	ESG 4	ESG 5	ESG mini	HDG 2	ZSG 4	DSG 4	MSG 2
		80		28	23	41		80 878 81100								●		
		125		33	28	57		80 878 51100								●		

17

System jaws overview

Indexable grip jaw, for aluminium and plastic

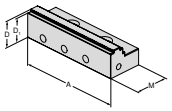

▲ Price per piece

Description	for width	A	A_1	D	D_1	M	price	Article no.	NCG	H5G / -S / -Z	X5G-Z / -S	ESG 4	ESG 5	ESG mini	HDG 2	ZSG 4	DSG 4	MSG 2
		80		28		40		80 878 81200								●		
		125		33	28	57		80 878 51200								●		

Indexable jaw embossed profile

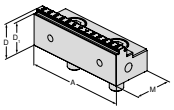

▲ Price per piece
▲ suitable for LANG embossed profile

Description	for width	A	A_1	D	D_1	M	price	NEW Article no.	NCG	H5G / -S / -Z	X5G-Z / -S	ESG 4	ESG 5	ESG mini	HDG 2	ZSG 4	DSG 4	MSG 2
		80		28	25	40		80 878 31000								●		
		125		33	30	57		80 878 31100								●		

Indexable jaw, carbide, grip 3 mm, movable

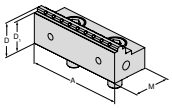

▲ Price per piece

Description	for width	A	A_1	D	D_1	M	price	NEW Article no.	NCG	H5G / -S / -Z	X5G-Z / -S	ESG 4	ESG 5	ESG mini	HDG 2	ZSG 4	DSG 4	MSG 2
		80		28	25	40		80 878 31500								●		
		125		33	30	57		80 878 31600								●		
		160		50	47	81		80 878 31700								●		

Indexable jaw, carbide, grip 5 mm, movable

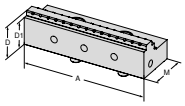

▲ Price per piece

Description	for width	A	A_1	D	D_1	M	price	Article no.	NCG	H5G / -S / -Z	X5G-Z / -S	ESG 4	ESG 5	ESG mini	HDG 2	ZSG 4	DSG 4	MSG 2
		80		28	23	40		80 878 33100								●		
		125		33	28	57		80 878 33000								●		

Indexable jaw, carbide grip 5 mm, width 40 mm, movable

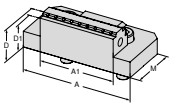

▲ price per piece

Description	for width	A	A_1	D	D_1	M	price	Article no.	NCG	H5G / -S / -Z	X5G-Z / -S	ESG 4	ESG 5	ESG mini	HDG 2	ZSG 4	DSG 4	MSG 2
	80	80	40	28	25	40		80 878 33200								●		

Indexable jaw, carbide grip 5 mm, width 65 mm, movable

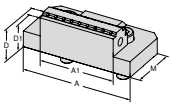

▲ price per piece

Description	for width	A	A_1	D	D_1	M	price	Article no.	NCG	H5G / -S / -Z	X5G-Z / -S	ESG 4	ESG 5	ESG mini	HDG 2	ZSG 4	DSG 4	MSG 2
	125	125	65	33	28	57		80 878 33300								●		

Centre jaw, grip 3 mm

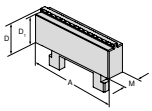

▲ price per piece

Description	for width	A	A_1	D	D_1	M	price	NEW Article no.	NCG	H5G / -S / -Z	X5G-Z / -S	ESG 4	ESG 5	ESG mini	HDG 2	ZSG 4	DSG 4	MSG 2
		80		28	25	16		80 878 31200								●		
		125		33	30	16		80 878 31300								●		

System jaws overview

Centre jaw, grip 3 mm

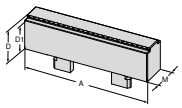

▲ price per piece

Description	for width	A	A_1	D	D_1	M	price	Article no.	NCG	H5G / -S / -Z	X5G-Z / -S	ESG 4	ESG 5	ESG mini	HDG 2	ZSG 4	DSG 4	MSG 2
								NEW										
		80		28	25	24		80 878 33400								●		
		125		33	30	26		80 878 33500								●		

Prismatic jaw

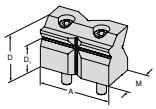

▲ Prism jaw with horizontal and vertical prism
▲ price per piece

Description	for width	A	A_1	D	D_1	M	price	Article no.	NCG	H5G / -S / -Z	X5G-Z / -S	ESG 4	ESG 5	ESG mini	HDG 2	ZSG 4	DSG 4	MSG 2
								NEW										
	10 - 60	80		52	32	38,5		80 878 31800								●		
	10 - 80	125		67	42	57		80 878 31900								●		

Combi jaw

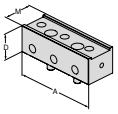

▲ Price per piece

Description	for width	A	A_1	D	D_1	M	price	Article no.	NCG	H5G / -S / -Z	X5G-Z / -S	ESG 4	ESG 5	ESG mini	HDG 2	ZSG 4	DSG 4	MSG 2
		125		40		45,5		80 878 530								●		

Jaw, grip, VS

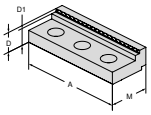

▲ Price per piece

Description	for width	A	A_1	D	D_1	M	price	Article no.	NCG	H5G / -S / -Z	X5G-Z / -S	ESG 4	ESG 5	ESG mini	HDG 2	ZSG 4	DSG 4	MSG 2
		125		22	17	45		80 892 245								●		

Jaw, smooth VS, carbide coated

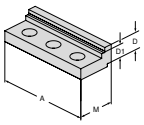

▲ Increased clamping range for finish machining and 2nd operation
▲ Price per piece

Description	for width	A	A_1	D	D_1	M	price	Article no.	NCG	H5G / -S / -Z	X5G-Z / -S	ESG 4	ESG 5	ESG mini	HDG 2	ZSG 4	DSG 4	MSG 2
		125		19	14	45		80 892 240								●		

Alu jaw, movable

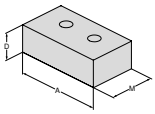

▲ for producing shaped jaws
▲ Price per piece

Description	for width	A	A_1	D	D_1	M	price	Article no.	NCG	H5G / -S / -Z	X5G-Z / -S	ESG 4	ESG 5	ESG mini	HDG 2	ZSG 4	DSG 4	MSG 2
		80		28		48		80 878 850				●				●	●	
		125		40		68		80 878 550				●				●	●	
		160		50		85		80 878 305				●				●		

Pendulum jaw, movable

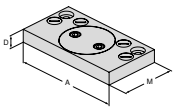

▲ Price per piece

Description	for width	A	A_1	D	D_1	M	price	Article no.	NCG	H5G / -S / -Z	X5G-Z / -S	ESG 4	ESG 5	ESG mini	HDG 2	ZSG 4	DSG 4	MSG 2
		125		19		76		80 878 870				●				●	●	
		180		22		95		80 878 570				●				●	●	
		256		22		170		80 878 670				●				●		

System jaws overview

Adapter Jaw

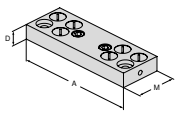

▲ Price per piece

Description	for width	A	D	M	price	Article no.	NCG	H5G / -S / -Z	X5G-Z / -S	ESG 4	ESG 5	ESG mini	HDG 2	ZSG 4	DSG 4	MSG 2
	80	125	19	39		80 878 890								●		
	125	180	22	62		80 878 590								●		
	160	256	22	125		80 878 690								●		

6 function indexable jaw

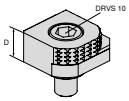

- ▲ 1 = Smooth, carbide coated
- ▲ 2 = Grip with 3 mm step
- ▲ 3 = Grip with 8 mm step
- ▲ 4 = Grip with 18 mm step
- ▲ 5 = Rough grip with 8 mm step
- ▲ 6 = Round grip
- ▲ M_{max} = 60 Nm
- ▲ Including fixation screws

							NCG	H5G / -S / -Z	X5G-Z / -S	ESG 4	ESG 5	ESG mini	HDG 2	ZSG 4	DSG 4	MSG 2
			18			80 892 246	●	●	●	●		●		●	●	

6x indexable jaw, carbide grip

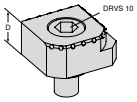

- ▲ 1 = Smooth
- ▲ 2 = Carbide grip
- ▲ 3 = Carbide grip with 3 mm step
- ▲ 4 = Carbide grip with 8mm step
- ▲ 5 = Round carbide grip with 8 mm step
- ▲ 6 = Round carbide grip
- ▲ Incl. fixing screws

						NEW	NCG	H5G / -S / -Z	X5G-Z / -S	ESG 4	ESG 5	ESG mini	HDG 2	ZSG 4	DSG 4	MSG 2
			18			80 890 35300	●	●	●	●		●		●	●	

6 face jaw system for 125 mm jaw width

Scope of supply:

2 System jaws with 2 pairs of transverse jaws in T-slot guidance incl. fixing screws

ZSG 4

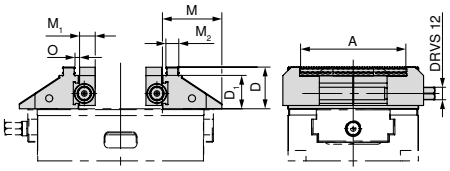



for width mm	A mm	D mm	D_1 mm	M mm	M_1 mm	M_2 mm	O mm	WT kg	80 878 ...
125	37 - 101	40	32	57	15	12,4	3,3	3,8	525



High accuracy and efficiency

The user-friendly DSG 4 clamping system guarantees consistently high precision and a wide application range.

Your benefits:

- Straightforward, stable third-hand function
- Quick and easy positioning on the MNG zero point clamping system
- High clamping force between 5 – 40 kN with low tightening torque
- Quick and easy jaw change with 2 screws
- Extensive modular jaw range

Clamping/aligning:

Mounting with MNG zero point clamping system (2 – 3 mounting bolts)

Mounting through the base body with four M8 screws

Mounting through the base body with two dowel screws **Article no. 80 895 019**

Mounting with 4 – 6 clamping claws
Article no. 80 890 315

Clamping force:

DSG 4 – 80 mm tightening torque/clamping force

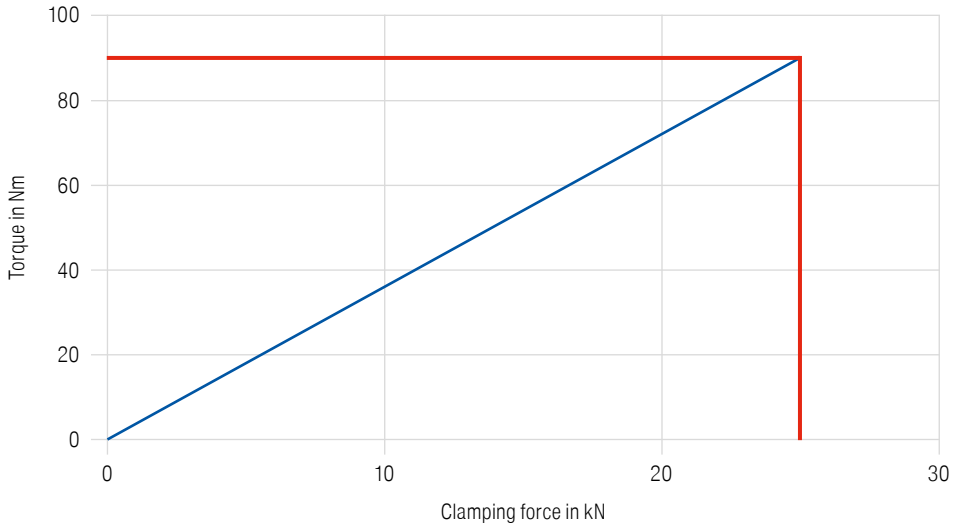

DSG 4 – 125 mm tightening torque/clamping force

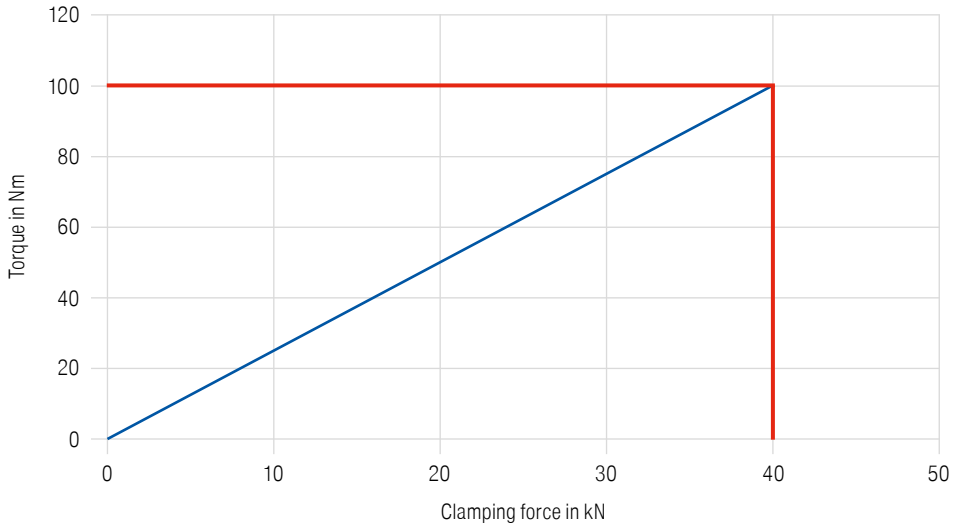

'Third hand' operation

The third-hand operation function on the DSG 4 is ensured by pre-loading the rear slide with compression springs.

The lateral clamping screw A is not tightened, instead it is open approx. 1/2 turn. When the vice is fully open, the movable jaws B and C are to be placed in the appropriate slots of slides D and E and secured according to the workpiece size. Two workpieces of different sizes can also be clamped.

Conversion to single vice





The rear slide is blocked via the hexagon socket grub screw and the DSG 4 can also be used as a single vice. **Important note:** Not suitable for using several vices as single vice next to one another. In this case, we advise modification with additional transverse slot in the base body and suitable fixed jaw.

Double vice without jaws

- 100 % encapsulated
- fast assembly and disassembly
- flexible clamping system

DSG 4

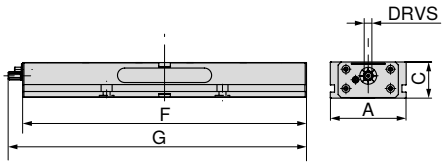

A mm	C mm	F mm	G mm	DRVS mm	TQX Nm	MXC kN	WT kg	80 906 ...
80	55	300	308	12	90	0 - 25	8	080
125	60	320	347	14	100	0 - 40	14	125
125	60	390	417	14	100	0 - 40	17	12700
125	60	460	487	14	100	0 - 40	20	12800
125	60	530	557	14	100	0 - 40	24	12900
125	60	600	627	14	100	0 - 40	27	13000
125	60	670	697	14	100	0 - 40	30	13100
125	60	740	767	14	100	0 - 40	34	126

Vice guide

Structural dimension tables for the different jaws	91–93
'Third hand' operation	88
General accessories	134–149
System accessories	94+95
MNG-/PNG zero point clamping system	107–126

DSG 4 underside dimensions

Base width 80 mm and length 300 mm

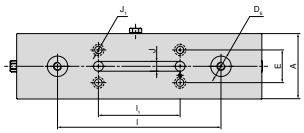

A mm	$D_{6\ H6}$ mm	$E_{\pm0,015}$ mm	$l_{\pm0,01}$ mm	$l_{1\ \pm0,01}$ mm	J_{H7} mm	J_1 mm
80	25	40	200	100	12	9

Base width 125 mm and length 460 mm, 530 mm

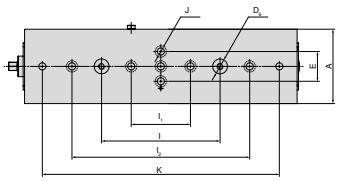

A mm	$D_{6\ H6}$ mm	$E_{\pm0,015}$ mm	$l_{\pm0,01}$ mm	$l_{1\ \pm0,01}$ mm	$l_{2\ \pm0,002}$ mm	J_{H7} mm	$K_{\pm0,002}$ mm
125	25	50	200	100	300	12	400
125	25	50	200	100	300	12	500

Base width 125 mm and length 320 mm

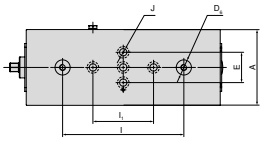

A mm	$D_{6\ H6}$ mm	$E_{\pm0,015}$ mm	$l_{\pm0,01}$ mm	$l_{1\ \pm0,01}$ mm	J_{H7} mm
125	25	50	200	100	12

Base width 125 mm and length 600 mm

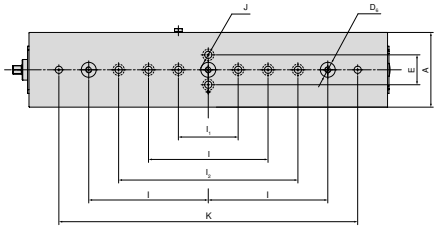

A mm	$D_{6\ H6}$ mm	$E_{\pm0,015}$ mm	$l_{\pm0,01}$ mm	$l_{1\ \pm0,01}$ mm	$l_{2\ \pm0,002}$ mm	J_{H7} mm	$K_{\pm0,002}$ mm
125	25	50	200	100	300	12	500

Base width 125 mm and length 390 mm

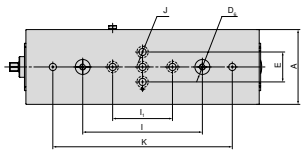

A mm	$D_{6\ H6}$ mm	$E_{\pm0,015}$ mm	$l_{\pm0,01}$ mm	$l_{1\ \pm0,01}$ mm	J_{H7} mm	$K_{\pm0,002}$ mm
125	25	50	200	100	12	300

Base width 125 mm and length 670 mm, 740 mm

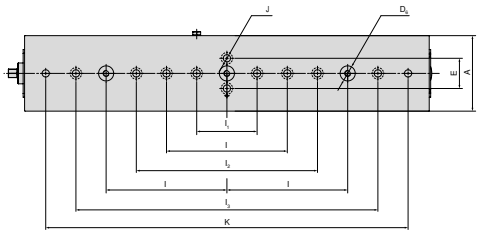

A mm	$D_{6\ H6}$ mm	$E_{\pm0,015}$ mm	$l_{\pm0,01}$ mm	$l_{1\ \pm0,01}$ mm	$l_{2\ \pm0,002}$ mm	$l_{3\ \pm0,025}$ mm	J_{H7} mm	$K_{\pm0,002}$ mm
125	25	50	200	100	300	500	12	600
125	25	50	200	100	300	500	12	700

DSG 4 structural dimension table for the different jaws

With indexable jaws, grip and centre jaw, grip

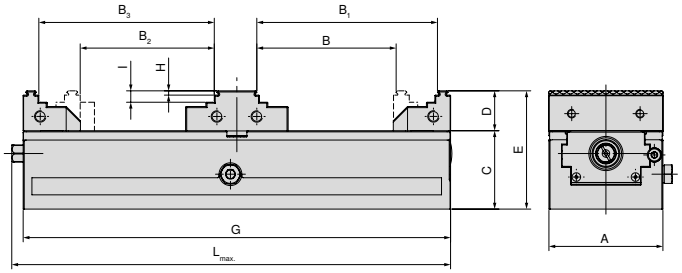

A mm	B mm	B_1 mm	B_2 mm	B_3	C mm	D mm	E mm	G mm	H mm	I mm	$L_{max.}$ mm	Article no. System jaws
80	25 - 97	54 - 126	31 - 93	51 - 122	55	28	83	300	3	8	308	2 x 80 878 810 + 80 906 300
125	40 - 86	75 - 121	42 - 79	68 - 114	60	40	100	320	3	18	347	2 x 80 901 303 + 80 906 304
125	40 - 121	75 - 156	42 - 114	68 - 149	60	40	100	390	3	18	417	2 x 80 901 303 + 80 906 304
125	40 - 156	75 - 191	42 - 149	68 - 184	60	40	100	460	3	18	487	2 x 80 901 303 + 80 906 304
125	40 - 191	75 - 226	42 - 184	68 - 219	60	40	100	530	3	18	557	2 x 80 901 303 + 80 906 304
125	40 - 226	75 - 261	42 - 219	68 - 254	60	40	100	600	3	18	627	2 x 80 901 303 + 80 906 304
125	40 - 261	75 - 296	42 - 254	68 - 289	60	40	100	670	3	18	697	2 x 80 901 303 + 80 906 304
125	40 - 296	75 - 331	42 - 289	68 - 324	60	40	100	740	3	18	767	2 x 80 901 303 + 80 906 304

With indexable jaws, grip and centre jaw, smooth

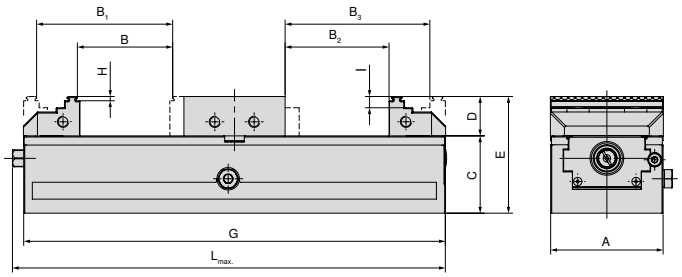

A mm	B mm	B_1 mm	B_2 mm	B_3	C mm	D mm	E mm	G mm	H mm	I mm	$L_{max.}$ mm	Article no. System jaws
80	5 - 67	34 - 96	0 - 73	40 - 102	55	28	83	300	3	8	308	2 x 80 878 810 + 80 906 301
125	7 - 44	42 - 77	0 - 47	46 - 82	60	40	100	320	3	18	347	2 x 80 901 303 + 80 906 305
125	7 - 79	42 - 112	0 - 82	46 - 117	60	40	100	390	3	18	417	2 x 80 901 303 + 80 906 305
125	7 - 114	42 - 149	0 - 117	46 - 152	60	40	100	460	3	18	487	2 x 80 901 303 + 80 906 305
125	7 - 147	42 - 182	0 - 152	46 - 187	60	40	100	530	3	18	557	2 x 80 901 303 + 80 906 305
125	7 - 184	42 - 217	0 - 187	46 - 222	60	40	100	600	3	18	627	2 x 80 901 303 + 80 906 305
125	7 - 219	42 - 252	0 - 222	46 - 257	60	40	100	670	3	18	697	2 x 80 901 303 + 80 906 305
125	7 - 254	42 - 287	0 - 257	46 - 292	60	40	100	740	3	18	767	2 x 80 901 303 + 80 906 305

DSG 4 structural dimension table for the different jaws

With block jaws and centre jaw smooth

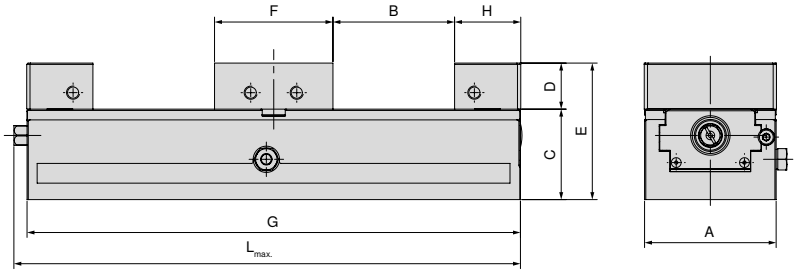

A mm	B mm	C mm	D mm	E mm	F mm	G mm	H mm	$L_{max.}$ mm	Article no. System jaws
80	0 - 73	55	28	83	72	300	40	308	2 x 80 901 31300 + 80 906 301
125	0 - 46	60	40	100	98	320	66	347	2 x 80 901 31500 + 80 906 305
125	0 - 81	60	40	100	98	390	66	417	2 x 80 901 31500 + 80 906 305
125	0 - 116	60	40	100	98	460	66	487	2 x 80 901 31500 + 80 906 305
125	0 - 151	60	40	100	98	530	66	557	2 x 80 901 31500 + 80 906 305
125	0 - 186	60	40	100	98	600	66	627	2 x 80 901 31500 + 80 906 305
125	0 - 221	60	40	100	98	670	66	697	2 x 80 901 31500 + 80 906 305
125	0 - 256	60	40	100	98	740	66	767	2 x 80 901 31500 + 80 906 305

With pendulum and adapter plate

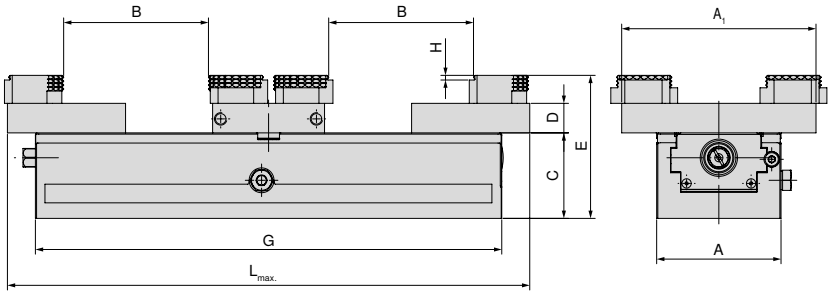

A mm	A_1 mm	B mm	C mm	D mm	E mm	G mm	H mm	$L_{max.}$ mm	Article no. System jaws
80	125	0 - 92	55	19	92	300	3	308	2 x 80 878 870 + 80 906 303
125	180	7 - 92	60	22	100	320	3	365	2 x 80 878 570 + 80 906 307
125	180	7 - 133	60	22	100	390	3	435	2 x 80 878 570 + 80 906 307
125	180	7 - 168	60	22	100	460	3	505	2 x 80 878 570 + 80 906 307
125	180	7 - 203	60	22	100	530	3	575	2 x 80 878 570 + 80 906 307
125	180	7 - 238	60	22	100	600	3	645	2 x 80 878 570 + 80 906 307
125	180	7 - 273	60	22	100	670	3	715	2 x 80 878 570 + 80 906 307
125	180	7 - 308	60	22	100	740	3	785	2 x 80 878 570 + 80 906 307

DSG 4 structural dimension table for the different jaws

With aluminium jaws and aluminium centre jaw

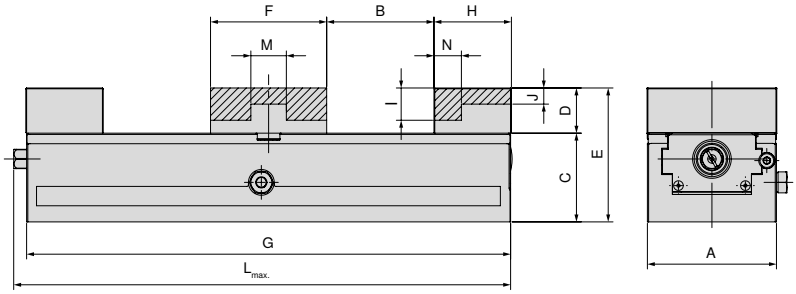

A mm	B mm	C mm	D mm	E mm	F mm	G mm	H mm	I mm	J mm	$L_{max.}$ mm	M mm	N mm	Article no. System jaws
80	0 - 66	55	28	83	72	300	40	20	10	308	22	17	2 x 80 878 850 + 80 906 302
125	0 - 42	60	40	100	98	320	68		17	347	38	28	2 x 80 878 550 + 80 906 306
125	0 - 77	60	40	100	98	390	68		17	417	38	28	2 x 80 878 550 + 80 906 306
125	0 - 112	60	40	100	98	460	68		17	487	38	28	2 x 80 878 550 + 80 906 306
125	0 - 147	60	40	100	98	530	68		17	557	38	28	2 x 80 878 550 + 80 906 306
125	0 - 182	60	40	100	98	600	68		17	627	38	28	2 x 80 878 550 + 80 906 306
125	0 - 217	60	40	100	98	670	68		17	697	38	28	2 x 80 878 550 + 80 906 306
125	0 - 252	60	40	100	98	740	68		17	767	38	28	2 x 80 878 550 + 80 906 306

System jaws overview

Indexable jaw, grip 3 mm, movable

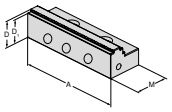

▲ Price per piece

Description	A	A_1	D	D_1	M	M_1	price	Article no.	NCG	H5G / -S / -Z	X5G-Z / -S	ESG 4	ESG 5	ESG mini	HDG 2	ZSG 4	DSG 4	MSG 2
	125		40	37	66			80 901 303				●				●	●	

Indexable jaw, grip 3 mm, movable

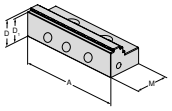

▲ Price per piece

Description	A	A_1	D	D_1	M	M_1	price	Article no.	NCG	H5G / -S / -Z	X5G-Z / -S	ESG 4	ESG 5	ESG mini	HDG 2	ZSG 4	DSG 4	MSG 2
	80		28	25	40			80 878 810				●	●			●	●	

Centre jaw, grip

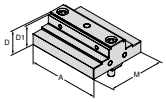

▲ Price per piece

Description	A	A_1	D	D_1	M	M_1	price	Article no.	NCG	H5G / -S / -Z	X5G-Z / -S	ESG 4	ESG 5	ESG mini	HDG 2	ZSG 4	DSG 4	MSG 2
	80		28	25	72			80 906 300									●	
	125		40	37	98			80 906 304									●	

Centre jaw, smooth

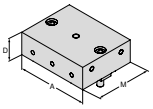

▲ Price per piece

Description	A	A_1	D	D_1	M	M_1	price	Article no.	NCG	H5G / -S / -Z	X5G-Z / -S	ESG 4	ESG 5	ESG mini	HDG 2	ZSG 4	DSG 4	MSG 2
	80		28		72			80 906 301									●	
	125		40		98			80 906 305									●	

Alu jaw, movable

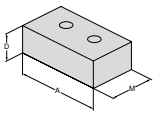

▲ for producing shaped jaws
▲ Price per piece

Description	A	A_1	D	D_1	M	M_1	price	Article no.	NCG	H5G / -S / -Z	X5G-Z / -S	ESG 4	ESG 5	ESG mini	HDG 2	ZSG 4	DSG 4	MSG 2
	80		28		48			80 878 850				●				●	●	
	125		40		68			80 878 550				●				●	●	

Centre jaw, Alu

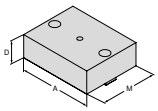

▲ for producing shaped jaws
▲ Price per piece

Description	A	A_1	D	D_1	M	M_1	price	Article no.	NCG	H5G / -S / -Z	X5G-Z / -S	ESG 4	ESG 5	ESG mini	HDG 2	ZSG 4	DSG 4	MSG 2
	80		28		72			80 906 302									●	
	125		40		98			80 906 306									●	

Block jaw, movable

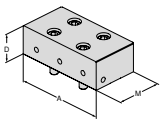

▲ Price per piece

Description	A	A_1	D	D_1	M	M_1	price	Article no.	NCG	H5G / -S / -Z	X5G-Z / -S	ESG 4	ESG 5	ESG mini	HDG 2	ZSG 4	DSG 4	MSG 2
	80		28		40			80 901 31300				●				●	●	
	125		40		66			80 901 31500				●				●	●	

System jaws overview

Pendulum jaw, movable

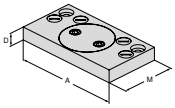

▲ Price per piece

Description	for width	A	D	M	price	Article no.	NCG	H5G / -S / -Z	X5G-Z / -S	ESG 4	ESG 5	ESG mini	HDG 2	ZSG 4	DSG 4	MSG 2
	80	125	19	76		80 878 870				●				●	●	
	125	180	22	95		80 878 570				●				●	●	

Centre jaw adapter plate, fixed

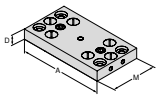

▲ Price per piece

Description	for width	A	D	M	price	Article no.	NCG	H5G / -S / -Z	X5G-Z / -S	ESG 4	ESG 5	ESG mini	HDG 2	ZSG 4	DSG 4	MSG 2
	80	125	19	72		80 906 303									●	
	125	180	22	98		80 906 307									●	

6 function indexable jaw

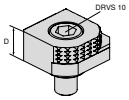

- ▲ 1 = Smooth, carbide coated
- ▲ 2 = Grip with 3 mm step
- ▲ 3 = Grip with 8 mm step
- ▲ 4 = Grip with 18 mm step
- ▲ 5 = Rough grip with 8 mm step
- ▲ 6 = Round grip
- ▲ M_{max} = 60 Nm
- ▲ Including fixation screws

Description	for width	A	D	M	price	Article no.	NCG	H5G / -S / -Z	X5G-Z / -S	ESG 4	ESG 5	ESG mini	HDG 2	ZSG 4	DSG 4	MSG 2
			18			80 892 246	●	●	●	●		●		●	●	

6x indexable jaw, carbide grip

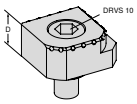

- ▲ 1 = Smooth
- ▲ 2 = Carbide grip
- ▲ 3 = Carbide grip with 3 mm step
- ▲ 4 = Carbide grip with 8mm step
- ▲ 5 = Round carbide grip with 8 mm step
- ▲ 6 = Round carbide grip
- ▲ Incl. fixing screws

Description	for width	A	D	M	price	Article no.	NCG	H5G / -S / -Z	X5G-Z / -S	ESG 4	ESG 5	ESG mini	HDG 2	ZSG 4	DSG 4	MSG 2
			18			NEW 80 890 35300	●	●	●	●		●		●	●	

System accessories overview

Plastic protection plugs

DSG 4

	80 906 ...
G M10x12	500



Single and multiple vices

Vertical, internal teeth as protection against damage. Smooth workpiece support. Optimum utilisation of the machine capacity. Modular principle, also suitable for plate clamping up to 50 kN.

Your benefits:

- Plate and large part clamping
- Workpiece support on smooth surface
- Ergonomic adjustable jaws
- Quick changeover
- Clamping rails can be extended with overarching connecting element

MSG 2 – Fast setup and easy clamping for large workpieces



Using stop jaws and MSG 2 base bodies with reversible-adjusting jaws workpieces which are approximately the size of the table can be clamped with up to 50 kN clamping force quickly and safely.

Clamping force:

Standard multiple vice range

Extended range only for single vice

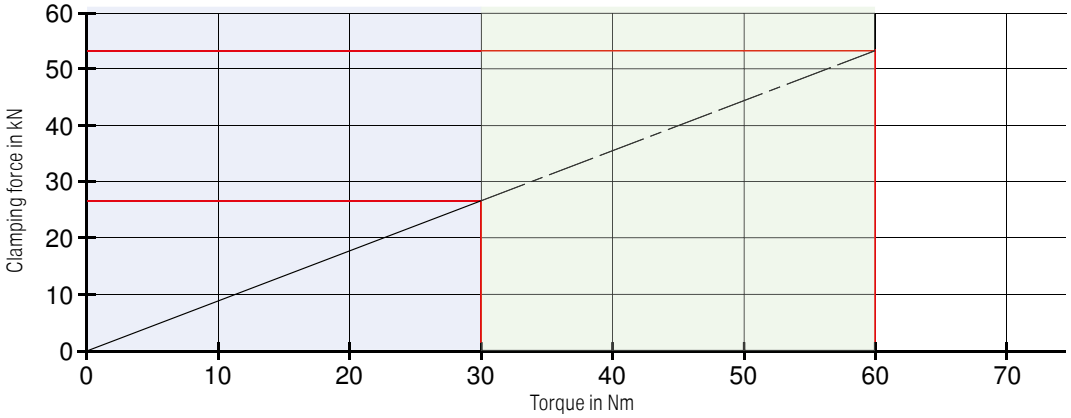

Maximum clamping force with **Multi vice** for MSG 2 40, 60 and 90 mm. 27 kN per tie point corresponding to 30 Nm tightening force.

Maximum clamping force with **single vice** for MSG 2 40, 60 and 90 mm. 50 kN corresponding to 60 Nm tightening force.

Multiple clamping base body 65 mm

- with internal teeth
- for single and multi-clamping
- Adapter plate for MNG available on request

Scope of supply:

Body without jaws

MSG 2

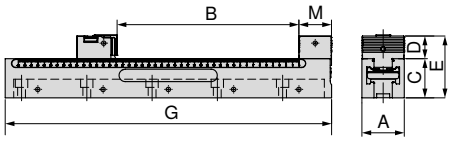

A mm	B mm	C -0.01 mm	D mm	E mm	G mm	M mm	MXC kN	WT kg	80 887 ...
65	7 - 108	60	34,8	94,8	220	50	0 - 50	4,1	**226**
65	7 - 208	60	34,8	94,8	320	50	0 - 50	5,7	**326**
65	7 - 288	60	34,8	94,8	400	50	0 - 50	7,3	**406**
65	7 - 388	60	34,8	94,8	500	50	0 - 50	9,2	**506**
65	7 - 538	60	34,8	94,8	650	50	0 - 50	11,8	**656**

Vice guide

Underside Dimensions	99	Structural dimension tables for the different jaws	100
System accessories	101–103	General accessories	134–149

Multiple clamping base body 90 mm

- with internal teeth
- for single and multi-clamping
- Adapter plate for MNG available on request

Scope of supply:
Body without jaws

MSG 2

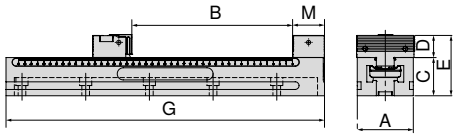

80 887 ...

A mm	B mm	C -0.01 mm	D mm	E mm	G mm	M mm	MXC kN	WT kg	
90	7 - 288	60	34,8	94,8	400	50	0 - 50	10,5	**409**
90	7 - 388	60	34,8	94,8	500	50	0 - 50	13,2	**509**
90	7 - 488	60	34,8	94,8	600	50	0 - 50	15,9	**609**
90	7 - 538	60	34,8	94,8	650	50	0 - 50	16,9	**659**

Stop jaw, fixed

- for clamping of large plates and workpieces
- Price per piece

MSG 2

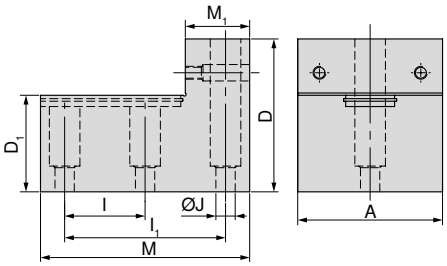

80 888 ...

A mm	D mm	D_1 mm	I ±0,015 mm	I_1 ±0,015 mm	J F7 mm	M mm	M_1 mm	
65	95	60	50	100	12	130	40	**655**
90	95	60	50	100	12	130	40	**905**

Vice guide

Underside Dimensions	99	Structural dimension tables for the different jaws	100
System accessories	101–103	General accessories	134–149

MSG 2 underside dimensions

Base width 65 mm and length 220 mm

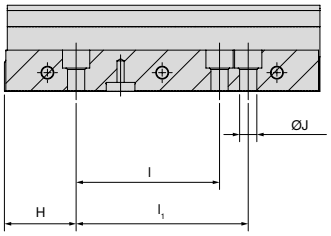

H ±0,02 mm	l ±0,02 mm	l1 ±0,02 mm	J F7 mm
50	100	120	12

Base width 65 mm and 90 mm, length 500 mm

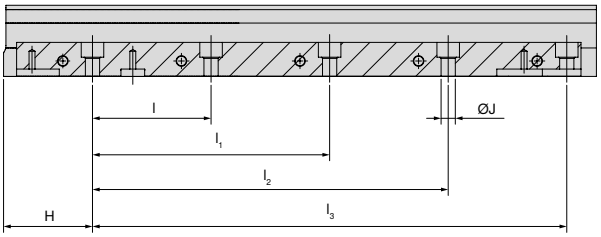

H ±0,02 mm	l ±0,02 mm	l1 ±0,02 mm	l2 ±0,02 mm	l3 ±0,02 mm	J F7 mm
75	100	200	300	400	12

Base width 65 mm and length 320 mm

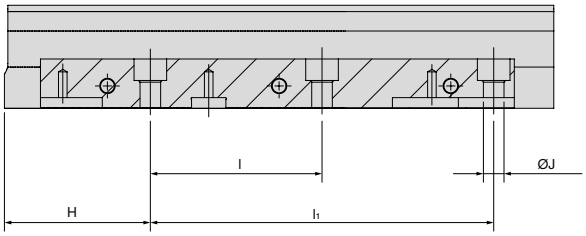

H ±0,02 mm	l ±0,02 mm	l1 ±0,02 mm	J F7 mm
85	100	200	12

Base width 90 mm and length 600 mm

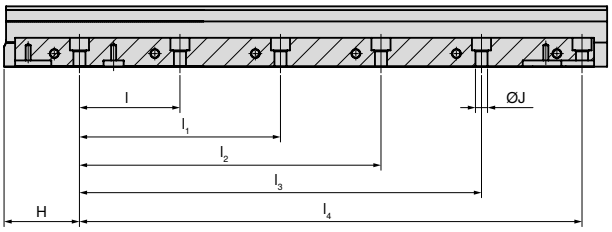

H ±0,02 mm	l ±0,02 mm	l1 ±0,02 mm	l2 ±0,02 mm	l3 ±0,02 mm	l4 ±0,02 mm	J F7 mm
75	100	200	300	400	500	12

Base width 65 mm and 90 mm, length 400 mm

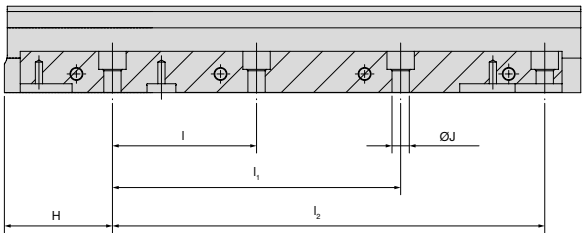

H ±0,02 mm	l ±0,02 mm	l1 ±0,02 mm	l2 ±0,02 mm	J F7 mm
75	100	200	300	12

Base width 65 mm and 90 mm, length 650 mm

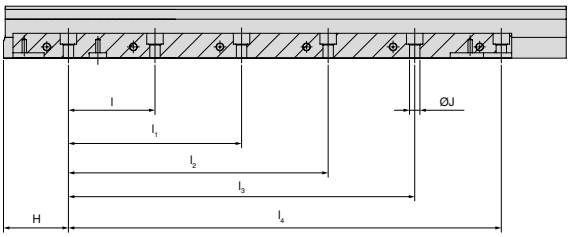

H ±0,02 mm	l ±0,02 mm	l1 ±0,02 mm	l2 ±0,02 mm	l3 ±0,02 mm	l4 ±0,02 mm	J F7 mm
75	100	200	300	400	500	12

MSG 2 structural dimension table for the different jaws

The spans are valid for use when using adjustment jaws without jaws and can therefore be reduced depending on the application.

Clamping with fixed and adjustable jaws

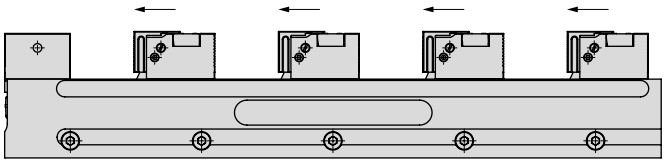

MSG 2	Standard multiple vice range							
	1	2	3	4	5	6	7	8
220	108	23						
320	208	73	28	5				
400	288	113	54	25	8			
500	388	163	88	50	28	13		
600	488	213	121	75	48	29	16	
650	538	238	138	88	58	38	23	

Clamping with fixed jaw, intermediate jaws incl. top jaws and one adjustable jaw

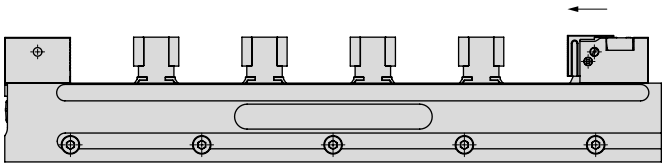

MSG 2	Standard multiple vice range									
	1	2	3	4	5	6	7	8	9	10
220	108	36	12							
320	208	87	45	25	13	5				
400	288	126	72	45	29	18	11	5		
500	388	176	106	70	49	35	25	17	11	7
600	488	226	139	95	69	52	39	30	23	17
650	538	251	155	108	79	60	46	36	28	22

Clamping with fixed and wedge jaws

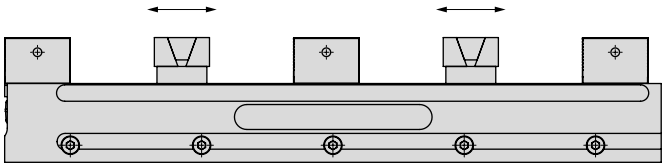

MSG 2	Standard multiple vice range				
	2	4	6	8	10
220	39	-	-	-	-
320	89	22	-	-	-
400	129	42	12	-	-
500	179	67	29	10	-
600	229	92	46	23	9
650	254	104	54	29	14

Clamping with fixed, adjustable and base jaws with guide

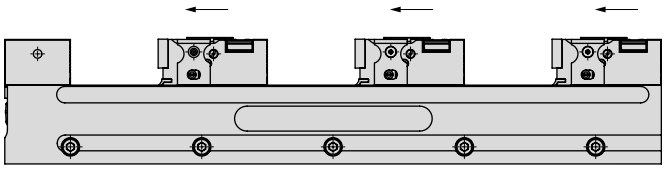

MSG 2	Standard multiple vice range					
	1	2	3	4	5	6
220	86	-	-	-	-	-
320	186	51	6	-	-	-
400	266	91	33	4	-	-
500	366	141	66	29	6	-
600	466	191	99	54	26	8
650	516	216	116	66	36	16

System jaws overview

Reversible jaw set, short

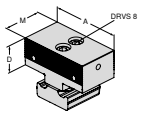

- with indexing teeth
- profiled clamping surfaces
- Price per piece

Description	A	D	D_1	M	price	Article no.	NCG	H5G / -S / -Z	X5G-Z / -S	ESG 4	ESG 5	ESG mini	HDG 2	ZSG 4	DSG 4	MSG 2
	40	34,8		50		80 888 401										●
	65	34,8		50		80 888 651										●
	90	34,8		50		80 888 901										●

Reversible adjustable jaw profiled

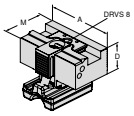

- for workpiece clamping and positioning of the next workpiece
- 4 mm stroke
- suitable for 65 and 90 mm width
- price per piece

Description	A	D	D_1	M	price	Article no.	NCG	H5G / -S / -Z	X5G-Z / -S	ESG 4	ESG 5	ESG mini	HDG 2	ZSG 4	DSG 4	MSG 2
	40	34,8		61,5		80 888 403										●
	65	34,8		61,5		80 888 653										●
	90	34,8		61,5		80 888 903										●

Reversible adjustable jaw with a pyramid profile

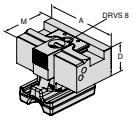

- for workpiece clamping and positioning of the next workpiece
- 4 mm stroke
- suitable for 65 and 90 mm width
- price per piece

Description	A	D	D_1	M	price	Article no.	NCG	H5G / -S / -Z	X5G-Z / -S	ESG 4	ESG 5	ESG mini	HDG 2	ZSG 4	DSG 4	MSG 2
	40	34,8		61,5		80 888 404										●
	65	34,8		61,5		80 888 654										●
	90	34,8		61,5		80 888 904										●

Wedge jaw

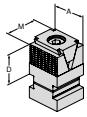

- with grip clamping surface
- 5.5 mm stroke
- including support and clamp
- Price per piece

Description	A	D	D_1	M	price	Article no.	NCG	H5G / -S / -Z	X5G-Z / -S	ESG 4	ESG 5	ESG mini	HDG 2	ZSG 4	DSG 4	MSG 2
	40	35		40		80 888 408										●

Wedge jaw

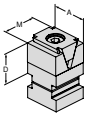

- with a smooth clamping surface
- 5.5 mm stroke
- including support and clamp
- Price per piece

Description	A	D	D_1	M	price	Article no.	NCG	H5G / -S / -Z	X5G-Z / -S	ESG 4	ESG 5	ESG mini	HDG 2	ZSG 4	DSG 4	MSG 2
	40	35		40		80 888 405										●

Wedge jaw

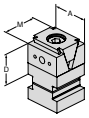

- with a smooth clamping surface and 2 M4 + 1x M6 threaded holes
- 5.5 mm stroke
- including support and clamp
- Price per piece

Description	A	D	D_1	M	price	Article no.	NCG	H5G / -S / -Z	X5G-Z / -S	ESG 4	ESG 5	ESG mini	HDG 2	ZSG 4	DSG 4	MSG 2
	40	35		40		80 888 407										●

Wedge grip jaw, 3 mm

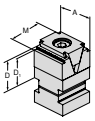

- including support and clamp
- Price per piece

Description	A	D	D_1	M	price	Article no.	NCG	H5G / -S / -Z	X5G-Z / -S	ESG 4	ESG 5	ESG mini	HDG 2	ZSG 4	DSG 4	MSG 2
	40	35	32	40		80 888 51000										●

System jaws overview

Jaw, grip

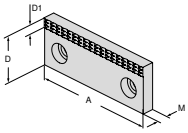

▲ Price per piece

Description	for width	A	D	D_1	M	price	Article no.	NCG	H5G / -S / -Z	X5G-Z / -S	ESG 4	ESG 5	ESG mini	HDG 2	ZSG 4	DSG 4	MSG 2
		40	35	7	10		80 889 406										●
		65	35	7	10		80 889 656										●
		90	35	7	10		80 889 906										●

Jaw, soft

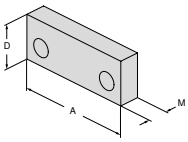

▲ Price per piece

Description	for width	A	D	D_1	M	price	Article no.	NCG	H5G / -S / -Z	X5G-Z / -S	ESG 4	ESG 5	ESG mini	HDG 2	ZSG 4	DSG 4	MSG 2
		40	35		16		80 889 407										●
		65	35		16		80 889 657										●
		90	35		16		80 889 907										●

Top jaw with guide

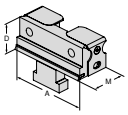

▲ for clamping without pull down effect
▲ minimum clamping depth of 2.5 mm
▲ Price per piece

Description	for width	A	D	D_1	M	price	Article no.	NCG	H5G / -S / -Z	X5G-Z / -S	ESG 4	ESG 5	ESG mini	HDG 2	ZSG 4	DSG 4	MSG 2
		40	34,8		39		80 888 406										●
		65	34,8		39		80 888 656										●
		90	34,8		39		80 888 906										●

Top jaw with spring

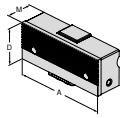

▲ One click location
▲ for clamping without pull down effect
▲ minimum clamping depth of 10 mm
▲ Price per piece

Description	for width	A	D	D_1	M	price	Article no.	NCG	H5G / -S / -Z	X5G-Z / -S	ESG 4	ESG 5	ESG mini	HDG 2	ZSG 4	DSG 4	MSG 2
	65	66	35,8		26		80 888 607										●
	90	92	35,8		26		80 888 907										●

Jaw, narrow profiled

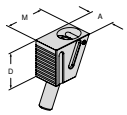

▲ price per piece

Description	for width	A	D	D_1	M	price	Article no.	NCG	H5G / -S / -Z	X5G-Z / -S	ESG 4	ESG 5	ESG mini	HDG 2	ZSG 4	DSG 4	MSG 2
	40 / 65 / 90	22	31		35,3		80 888 002										●

Jaw, narrow with pyramid profile

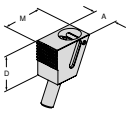

▲ Price per piece

Description	for width	A	D	D_1	M	price	Article no.	NCG	H5G / -S / -Z	X5G-Z / -S	ESG 4	ESG 5	ESG mini	HDG 2	ZSG 4	DSG 4	MSG 2
	40 / 65 / 90	22	31		36,3		80 888 004										●

Central jaw for clamping multiples and single piece machining

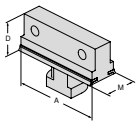

▲ hardened, pivoting
▲ for holding various top jaws
▲ price per piece

Description	for width	A	D	D_1	M	price	Article no.	NCG	H5G / -S / -Z	X5G-Z / -S	ESG 4	ESG 5	ESG mini	HDG 2	ZSG 4	DSG 4	MSG 2
		65	35		27		80 888 658										●
		90	35		27		80 888 908										●

System accessories overview

Joint

▲ to connect 2 basic bodies

MSG 2

80 889 ...
002

Adjustable stop with basic body

▲ for vibration damping

MSG 2



H mm	80 888 ...
16	51100

Cover

▲ Stainless steel, cut to size

MSG 2

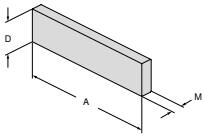

A mm	D mm	M mm	80 889 ...
440	32	0,7	001

Support

▲ for vibration damping

MSG 2



H mm	80 888 ...
9 (25)	51200
14 (30)	51300

MNG-Adapter plate for MSG 2

Scope of supply:
Plate including mounting accessories

MSG 2

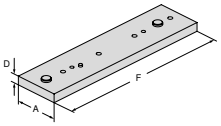

for width mm	A mm	D mm	F mm	80 887 ...
65 / 90	100	20	400	400
65 / 90	100	20	500	500
90	100	20	600	600
65 / 90	100	20	650	650

Adjustable support



The adjustable support is used for stabilisation and vibration damping of large and also long workpieces. The workpiece is placed on workpiece supports and also supported with the adjustable support which damps vibrations. The adjustable support is available in a height of 16 mm. Overall heights of 25 mm and 30 mm can be reached with additional supports of height 9 mm and 14 mm.

Adjustable support **A** with support H = 9 mm **B** (total H = 25 mm). The workpiece rests on the workpiece supports **C** with H = 25 mm and is also supported with the adjustable support (total H = 25 mm) which damps vibrations.

Manual machine vice

- handy, universal vice with large clamping range
- Stepped jaws with horizontal and vertical 120° prism
- Optional material stop can be used on both sides

HSG

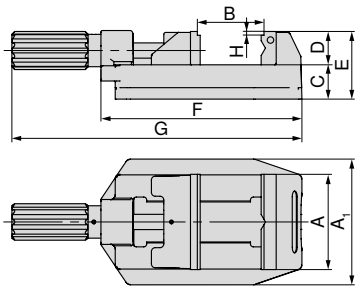



A mm	A_1 mm	B mm	C mm	D mm	E mm	F mm	G mm	H mm	WT kg	80 893 ...
80	112	0 - 81	36	35	71	194	286,5	4	4,5	080
100	132	0 - 100	36	35	71	211	304,5	4	5,6	100
125	156	0 - 131	40	40	84	274	386	4	11,2	125

Manual machine vice with clamping aid

- Quick and accurate workpiece clamping using the clamping aid
- handy, universal vice with large clamping range
- Stepped jaws with horizontal and vertical 120° prism
- Optional material stop can be used on both sides
- N = Stroke with handle clamping

HSG

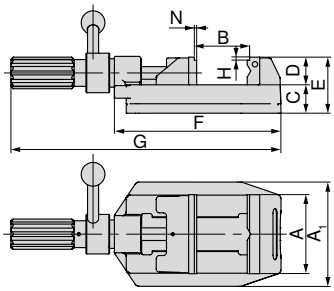



A mm	A_1 mm	B mm	C mm	D mm	E mm	F mm	G mm	H mm	N mm	WT kg	80 893 ...
100	132	0 - 100	36	35	71	211	342	4	1,5	6,1	101
125	156	0 - 133	44	40	84	274	405	4	1,5	11,7	126

Vice guide

System accessories 105+106
General accessories 134–149

Top jaws overview

Stepped jaw, smooth

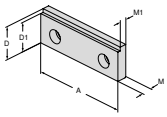

▲ Price per piece

Description	Clamping Ø	A	D	D_1	M	M_1	price	Article no.	NCG	HSG / -S / -Z	XSG-Z / -S	ESG 4	ESG 5	ESG mini	HDG 2	ZSG 4	DSG 4	MSG 2	HSG
		71,6	35	31	10,2	7,2		80 893 081											●
		80	35	31	10,2	7,2		80 893 082											●
		100	35	31	10,2	7,2		80 893 102											●
		125	40	36	11,8	8,8		80 893 127											●

Stepped jaw, 17 mm

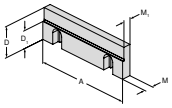

▲ Price per piece

Description	Clamping Ø	A	D	D_1	M	M_1	price	Article no.	NCG	HSG / -S / -Z	XSG-Z / -S	ESG 4	ESG 5	ESG mini	HDG 2	ZSG 4	DSG 4	MSG 2	HSG
		125	40	23	11,5	9,5		80 892 244											●

Prismatic jaw

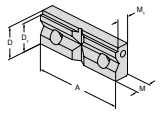

▲ Prism jaw with horizontal and vertical prism
▲ price per piece

Description	Clamping Ø	A	D	D_1	M	M_1	price	Article no.	NCG	HSG / -S / -Z	XSG-Z / -S	ESG 4	ESG 5	ESG mini	HDG 2	ZSG 4	DSG 4	MSG 2	HSG
	9 - 31	80	35	31	15,8	12,8		80 893 083											●
	9 - 31	100	35	31	15,8	12,8		80 893 103											●
	11 - 41	125	40	36	17,8	14,8		80 893 128											●
	9 - 31	72	35	31	15,8	12,8		80 893 093											●

You can find other matching top jaws from. → **Page 134**

System accessories overview

Workpiece stop

- Fixed to the top section, either on the left, the right, or at both ends. The length adjustment can be performed quickly and accurately using a clamping screw.

HSG

for width mm	80 893 ...
80/100/125	265

Guide rail

- Helps prevent accidents
- Prevents unwanted movement, lifting and dragging

HSG

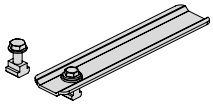

for width mm	80 893 ...
80/100/125	260

Clamping set

- A movable support with an eccentric swivel plate allows any clamping position to be adopted on machine tables with different T-slot arrangements. The inside slot of the vice body provides an additional fixing option, just as with the 80 893 260 guide rail.
- Price per Set

Scope of supply:
2 positioning clamps incl. clamping accessories.

HSG

for width mm	for slot width mm	80 893 ...
80/100/125	12/14	250

Overview of MNG and PNG zero point clamping system



Base plate, round

- hardened and ground
- Repeatability ≤ 0.01 mm
- Insertion force 20 kN
- Torque 30 Nm

MNG

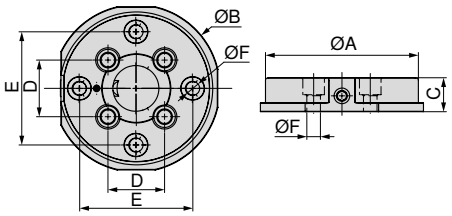

A mm	B mm	C ±0,005 mm	D mm	E mm	F H7 mm	WT kg	80 899 ...
135	148	30	50	100	12	3.5	125

Vice guide

System accessories 117+118
General accessories 134–149

Base plate, rectangular

- Insertion force 20 kN on the clamping bolt
- Stainless and vacuum-hardened
- Repeatability ≤ 0.01 mm
- Tightening torque 30 Nm

MNG

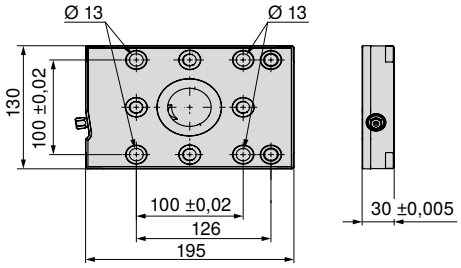

Size	WT kg	80 899 ...
195x130 mm	5,2	65000

Base plate, rectangular 2-location

- Insertion force 20 kN on the clamping bolt
- Stainless and vacuum-hardened
- Repeatability ≤ 0.01 mm
- Tightening torque 30 Nm

MNG

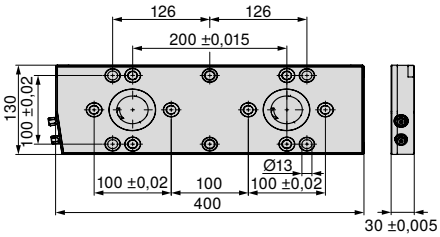

Size	WT kg	80 899 ...
400x130 mm	11	65100

Vice guide

System accessories	117+118	General accessories	134–149
MNG clamping options	119–121		

Base plate, rectangular 3-location

- Insertion force 20 kN on the clamping bolt
- Stainless and vacuum-hardened
- Repeatability ≤ 0.01 mm
- Tightening torque 30 Nm

MNG

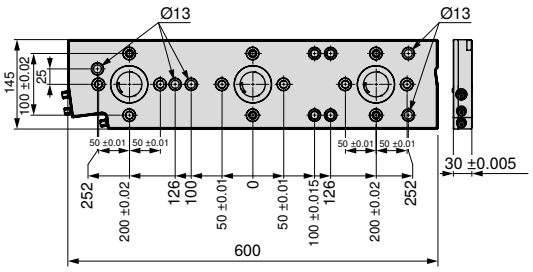

Size	WT kg	80 899 ...
600x145 mm	18	65200

3 location base plate, 270 x 190 mm

- Clamping force 20 kN on each location bolt
- 4 x M12 mounting holes for T-slot nuts 50 mm spread
- 8 x dowel bushes Ø12 F7 / M12
- 4 x dowel holes Ø18 H7 for positioning

MNG

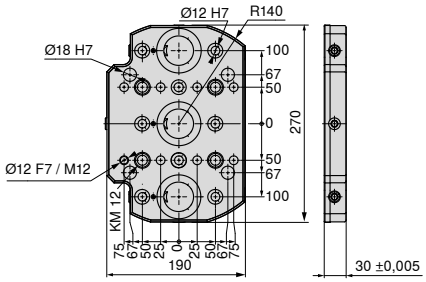

Size	WT kg	80 899 ...
270x190 mm	9	230

Vice guide

System accessories	117+118	General accessories	134–149
MNG clamping options	119–121		

17

4 location base plate, 330 x 400 mm

- Stainless and vacuum-hardened
- Insertion force 20 kN on the clamping bolt
- 15 x mounting holes for M12, for T-slot spacing 50, 63, 100, 125 mm
- 13 x mating holes Ø12 F7/M12
- 2 x mating holes Ø18 G7 for positioning
- 1 x mating holes Ø12 F7 for positioning

MNG

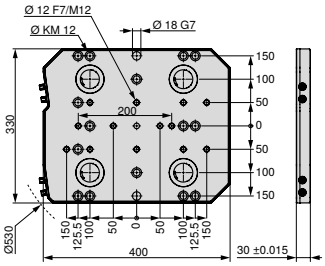

Size	WT kg	80 899 ...
330x400 mm	28	63000 1)

1) Not ex-stock

6 location base plate, 400 x 400 mm

- Stainless and vacuum-hardened
- Insertion force 20 kN on the clamping bolt
- 14 x mounting holes for M16, for T-slot spacing 63, 80, 100, 125 mm
- 2 x mounting holes for M12
- 17 x mating holes Ø12 F7/M12
- 2 x mating holes Ø18 G7 for positioning
- 1 x mating holes Ø12 F7 for positioning

MNG

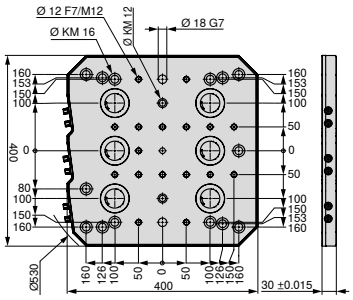

Size	WT kg	80 899 ...
400x400 mm	33	63100 1)

1) Not ex-stock

Vice guide

System accessories 117+118 General accessories 134–149

6 location base plate, 400 x 530 mm

- Stainless and vacuum-hardened
- Insertion force 20 kN on the clamping bolt
- 24 x mounting holes for M12, for T-slot spacing 63, 100, 125 mm
- 21 x mating holes Ø12 F7/M12
- 2 x mating holes Ø18 G7 for positioning
- 1 x mating holes Ø12 F7 for positioning

MNG

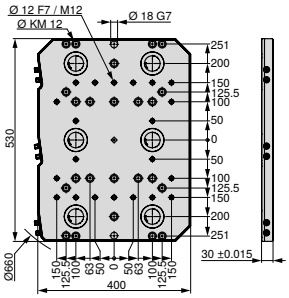

80 899 ...

Size	WT kg	
400x530 mm	45	63200 1)

1) Not ex-stock

10 location base plate, 496.5 x 532 mm

- Stainless and vacuum-hardened
- Insertion force 20 kN on the clamping bolt
- 27 x mounting holes M12 for T-slot spacing 50, 63, 100, 125 mm and star slots 45°
- 20 x mating holes Ø12 F7/M12
- 2 x mating holes Ø18 G7 for positioning
- 1 x mating holes Ø12 F7 for positioning

MNG

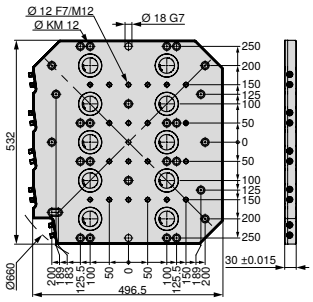

80 899 ...

Size	WT kg	
497x532 mm	54	63300 1)

1) Not ex-stock

Vice guide

System accessories 117+118
General accessories 134–149

17

Centering Pin

MNG

NEW

$D_{1\ n6}$ mm	$D_{2\ h6}$ mm	80 899 ...
12	30	61700
12	32	61800
12	50	61900

Alignment Pin

MNG

$D_{1\ n6}$ mm	$D_{2\ h6}$ mm	80 899 ...
18	14	607
18	18	608
18	20	609
18	22	610

Clamping Screw Set for T-slot for MNG

Scope of supply:
Clamping screw and T-Nuts

MNG

for slot width mm	G	80 899 ...
12	M8	63800
12	M10	63400
14	M12	63500 [1]
14	M8	63900
16	M12	63600 [1]
16	M8	64000
18	M12	63700 [1]
18	M8	64100

1) With low head screws

Console with zero point clamping module

- universal application on all machine tables
- Clamping force 20 kN

Scope of supply:
Plate incl. MNG round clamping module

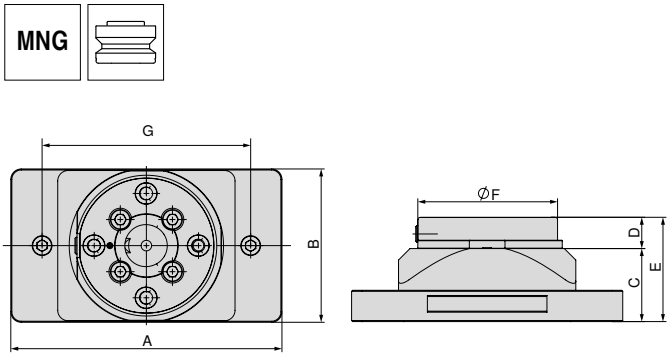

80 899 ...

A mm	B mm	C mm	D mm	E mm	F mm	G mm	WT kg	
260	147	70	30	100	135	200	8,9	425

Console

- universal application on all machine tables
- Material: Aluminum, hard anodized

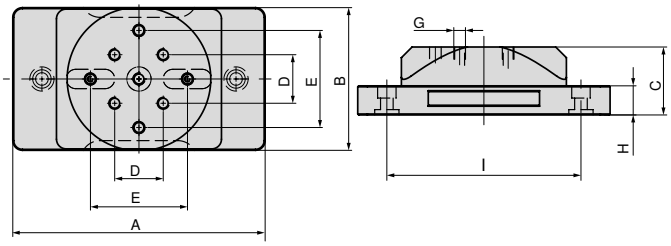

80 899 ...

A mm	B mm	C mm	D mm	E ±0,02 mm	G	H mm	I mm	WT kg	
260	147	70	50	100	M12	30	200	5,5	420

Vice guide

System accessories 117+118
General accessories 134–149

Double console with zero point clamping module

- universally applicable on all machine tables
- Material: Aluminium Hard Anodised

Scope of supply:

Console including MNG round clamping module

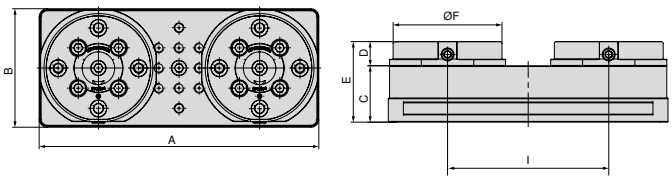

80 899 ...

A mm	B mm	C mm	D mm	E mm	F mm	I mm	WT kg	
347	147	70	30	100	135	200	16,5	435

Double console

- universally applicable on all machine tables
- Material: Aluminium Hard Anodised

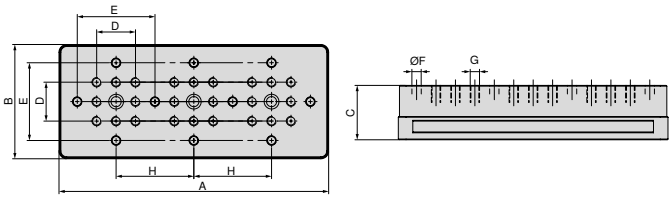

80 899 ...

A mm	B mm	C mm	D mm	$E_{\pm 0,02}$ mm	F_{F7} mm	G	H mm	WT kg	
347	147	70	50	100	12	M12	100	9,3	430

Vice guide

System accessories 117+118
General accessories 134–149

Console with zero point clamping module

MNG

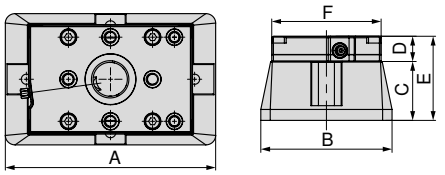

A mm	B mm	C mm	D mm	E mm	F mm	80 878 ...
250	156	70	30	100	130	54000

Console

ZSG 4

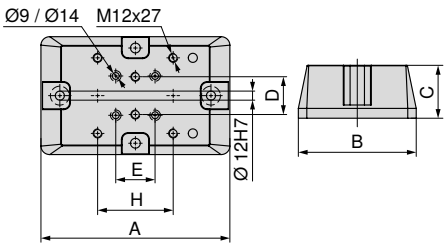

A mm	B mm	C mm	D mm	E mm	H mm	for	80 878 ...
250	156	70	50	52	100	ZSG 4 - 80 L = 130 mm + 190 mm / ZSG 4 - 125 L = 160 mm	54100
320	197	100	50	50	100	ZSG 4 - 160 L = 280 mm	54400
340	162	100	50	50	100	ZSG 4 - 125 L = 235 mm / 300 mm	54300

Assembly set for console

for	80 878 ...
ZSG-4.125/160.L235-L280	54500
ZSG-4.80.L130-L190	54200

Vice guide

System accessories 117+118
General accessories 134–149

Aluminum form chuck for MNG

▲ for incorporation of forms for 2nd op machining

Scope of supply:

Collet with positioning pins, without locating bolts

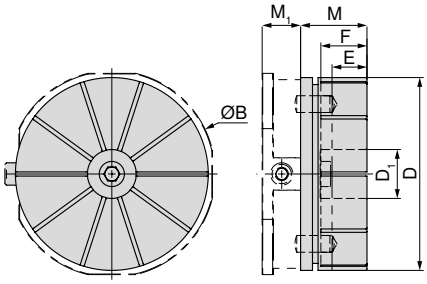

80 899 ...

B mm	D mm	D_1 mm	E mm	F mm	M mm	M_1 mm	
148	138	35	22	33	47,5	27,5	500

Machineable Alu chuck to suit round MNG

Machineable Alu chuck to suit round MNG with clamped workpiece

The maximum cutting depth E is 22 mm

Available on request

Grid plate

Blank plate

Adjustable ring for MNG form collet

MNG

80 899 ...

510

Vice guide

System accessories 117+118

General accessories 134–149

MNG pull studs

▲ Centering stud Ø 25 H7

Scope of supply:
with clamping screws

MNG

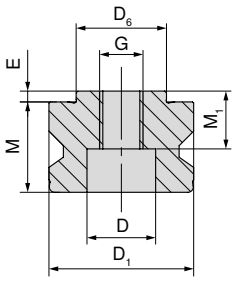

80 899 ...

$D_{6\ h6}$ mm	$D_{1\ h6}$ mm	M mm	M_1 mm	E mm	D mm	G	
25	40	27	17	3	19	M12	025

Bungs

MNG



80 899 ...

D_1 mm	
40	040

MNG Dowel Set

▲ for ESG mini 4V tower and direct workpiece clamping
▲ Price per 2 Pieces

MNG

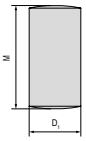

80 899 ...

$D_{1\ m6}$ mm	M mm	
12	24	120

Sealing plug with O-ring

MNG

80 899 ...

G	
M12	126

MNG positioning pin set

▲ for ESG mini and direct workpiece clamping
▲ Price per 2 Pieces

MNG

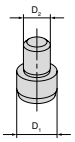

80 899 ...

for width mm	D_1 mm	D_2 mm	
65	12	8	128

17

MNG indexing bolt

MNG

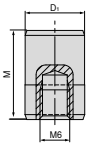

D_1 mm	M mm	80 899 ...
12	18	51500

Clamping Screw Set for T-slot for MNG

Scope of supply:
Clamping screw and T-Nuts

MNG

for slot width mm	G	80 899 ...
12	M8	63800
12	M10	63400
14	M12	63500 [1]
14	M8	63900
16	M12	63600 [1]
16	M8	64000
18	M12	63700 [1]
18	M8	64100

1) With low head screws

Clamping set for 14 mm T-slot

- ▲ T-nuts are modified for 63 mm slot pitch
- ▲ Price per 2 Pieces

MNG

for slot width mm	A mm	80 899 ...
14	63	614

Alignment/centering set for T-slots

- ▲ A = groove spacing

Scope of supply:
1 Terminal block, 2 T-nuts, 2 screws, 2 washers for width 12 mm, without clamping strip!

MNG

A mm	for slot width mm	80 899 ...
50	12	012 [1]
50	14	014
50	16	016
50	18	018
100	12	81200
100	14	81400
100	16	81600
100	18	81800

1) For 12 mm width excluding clamping strip

Round claw

- ▲ for MNG clamping system
- ▲ Price includes 2 pieces

MNG

80 899 ...
300

Replacement clamping unit

- ▲ 3-Piece Set
- ▲ for MNG round

MNG

80 899 ...
026

MNG clamping options

Base plate, rectangular

Mounting:

- 2 x M12 low head screws
- 1 x Alignment and centring set

You can find the suitable screws on → **Page 121**

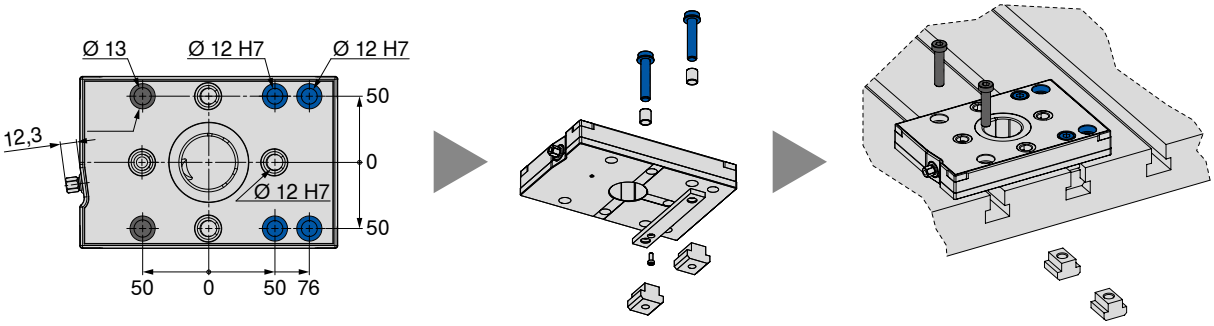

Base plate, rectangular 2-location

Mounting:

- 4 x M12 low head screws
- 1 x Alignment and centring set
- 4 x M8 MNG special screws

You can find the suitable screws on → **Page 121**

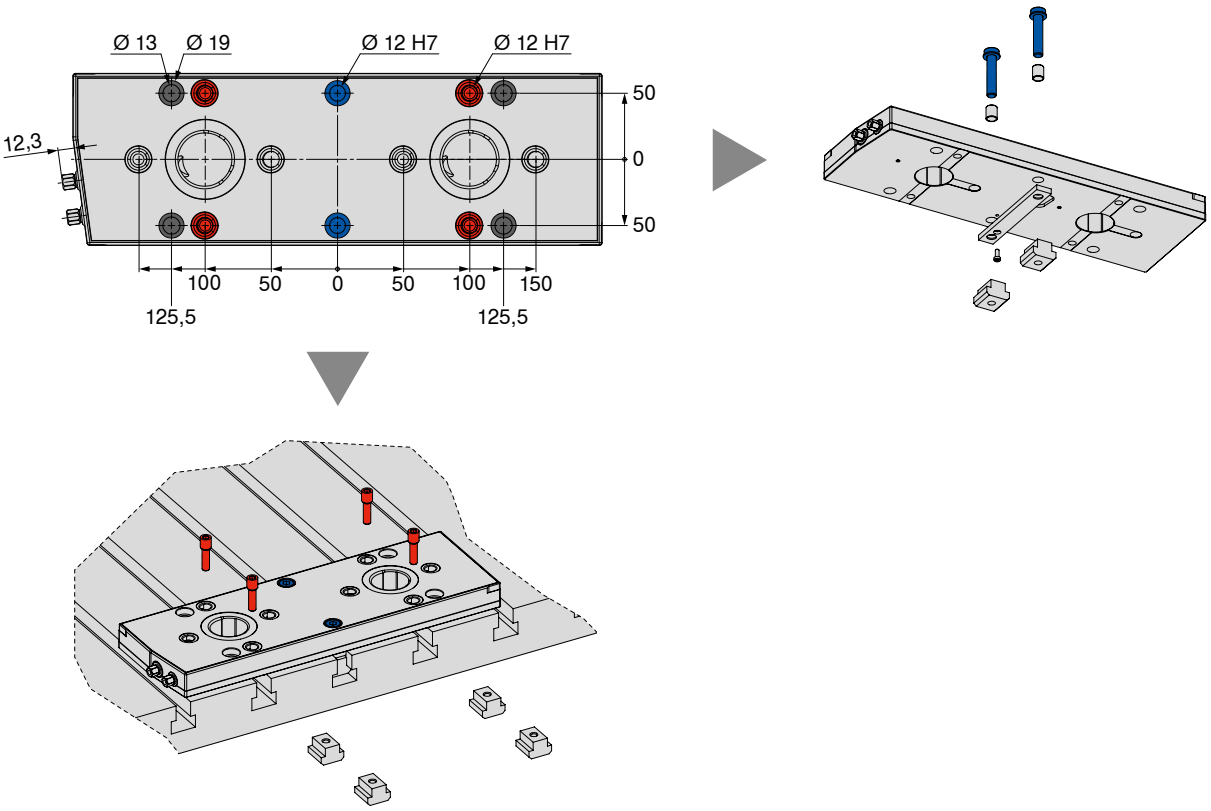

MNG clamping options

Base plate, rectangular 3-location

Mounting:

- 5 x M12 low head screws
- 1 x Alignment and centring set
- 5 x M8 MNG special screws

You can find the suitable screws on → **Page 121**

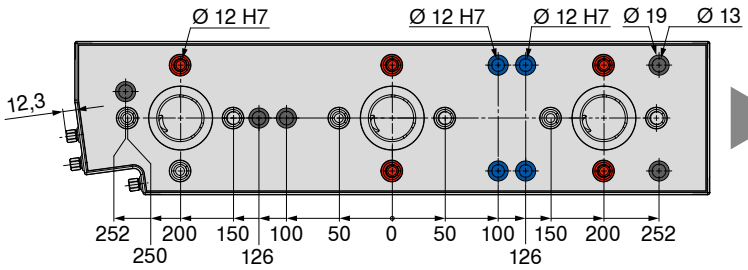

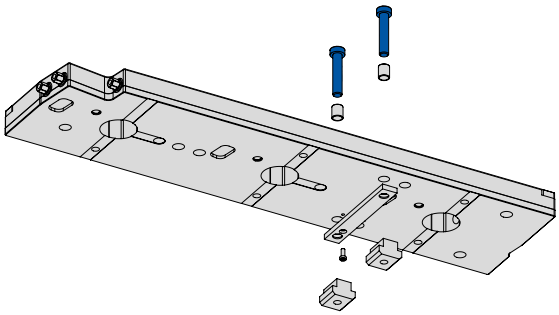

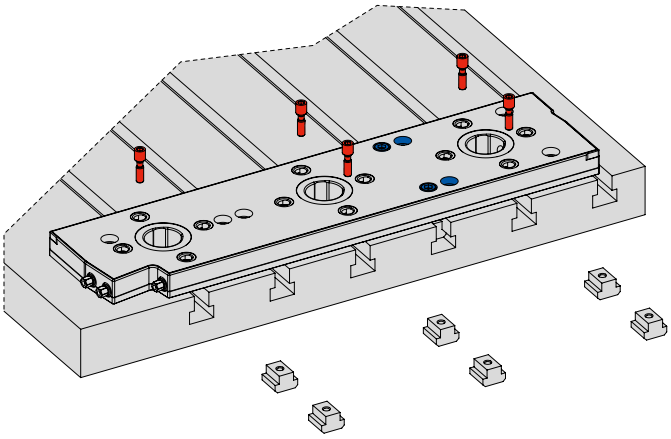

MNG clamping options

	T-slot table – spacing of 126 mm / 63 mm											
	12 mm			14 mm			16 mm			18 mm		
	Alignment and centring set spacing 100 mm 80 899 81200	Clamping set with M10 low head screws 80 899 63400	Clamping set with M8 MNG special screws 80 899 63800	Alignment and centring set spacing 100 mm 80 899 81400	Clamping set with M12 low head screws 80 899 63500	Clamping set with M8 MNG special screws 80 899 63900	Alignment and centring set spacing 100 mm 80 899 81600	Clamping set with M12 low head screws 80 899 63600	Clamping set with M8 MNG special screws 80 899 64000	Alignment and centring set spacing 100 mm 80 899 81800	Clamping set with M12 low head screws 80 899 63700	Clamping set with M8 MNG special screws 80 899 64100
Base plate, rectangular	1 x	2 x	--	1 x	2 x	--	1 x	2 x	--	1 x	2 x	--
Base plate, rectangular 2-location	1 x	4 x	--	1 x	4 x	--	1 x	4 x	--	1 x	4 x	--
Base plate, rectangular 3-location	1 x	4 x	2 x	1 x	4 x	2 x	1 x	4 x	2 x	1 x	4 x	2 x

	T-slot table – spacing of 100 mm / 50 mm											
	12 mm			14 mm			16 mm			18 mm		
	Alignment and centring set spacing 100 mm 80 899 81200	Clamping set with M10 low head screws 80 899 63400	Clamping set with M8 MNG special screws 80 899 63800	Alignment and centring set spacing 100 mm 80 899 81400	Clamping set with M12 low head screws 80 899 63500	Clamping set with M8 MNG special screws 80 899 63900	Alignment and centring set spacing 100 mm 80 899 81600	Clamping set with M12 low head screws 80 899 63600	Clamping set with M8 MNG special screws 80 899 64000	Alignment and centring set spacing 100 mm 80 899 81800	Clamping set with M12 low head screws 80 899 63700	Clamping set with M8 MNG special screws 80 899 64100
Base plate, rectangular	1 x	2 x	--	1 x	2 x	--	1 x	2 x	--	1 x	2 x	--
Base plate, rectangular 2-location	1 x	--	4 x	1 x	--	4 x	1 x	--	4 x	1 x	--	4 x
Base plate, rectangular 3-location	1 x	1 x	5 x	1 x	1 x	5 x	1 x	1 x	5 x	1 x	1 x	5 x

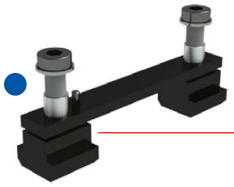

Alignment and centring set spacing 100 mm

Clamping set with M8 MNG special screws

Clamping set with M10 or M12 low head screws

M16 cylinder low head screw only base plate 6-face, 400 x 400 mm

Cylinder head screw for M12 grid holes

You can find these articles on. → **Pages 148+149**

1-position clamping station

- Insertion force 8 kN
- Insertion force with turbo 28 kN
- Unlocking pressure 6 bar
- Air connection G 1/8

Scope of supply:

Clamping station, fixing clamps, sealing nipple, pneumatic plug connections, dust covers, operating instructions; without clamping bolt, without indexing bolt

PNG

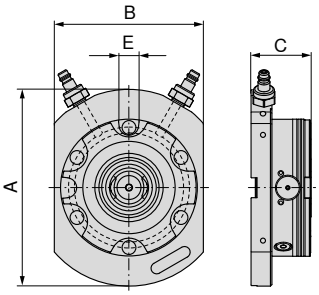

NEW

80 809 ...

A mm	B mm	C mm	E H7 mm	WT kg	
198	150	60	20	7	01100

2-position clamping station, 399 x 199 mm

- Insertion force 16 kN
- Unlocking pressure 6 bar
- Air connection G 1/8

Scope of supply:

Clamping station, fixing clamps, sealing nipple, pneumatic plug connections, dust covers, operating instructions; without clamping bolt, without indexing bolt

PNG

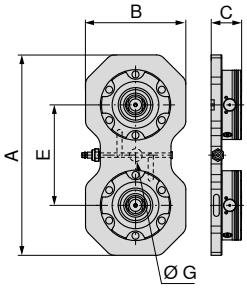

NEW

80 809 ...

A mm	B mm	C mm	E mm	G H7 mm	WT kg	
399	199	60	200	25	16,9	02100

4-position clamping station, 399 x 399 mm

- Insertion force 32 kN
- Unlocking pressure 6 bar
- Air connection G 1/8

Scope of supply:

Clamping station, fixing clamps, sealing nipple, pneumatic plug connections, dust covers, operating instructions; without clamping bolt, without indexing bolt

PNG

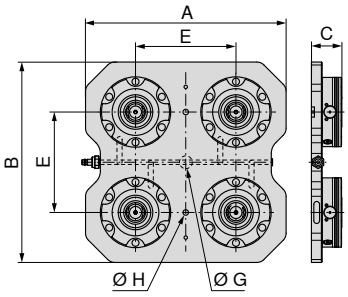

NEW

80 809 ...

A mm	B mm	C mm	E mm	G H7 mm	H mm	WT kg	
399	399	60	200	25	11	35,7	04100

6-position clamping station, 599 x 399 mm

- Insertion force 48 kN
- Unlocking pressure 6 bar
- Air connection G 1/8

Scope of supply:

Clamping station, fixing clamps, sealing nipple, pneumatic plug connections, dust covers, operating instructions; without clamping bolt, without indexing bolt

PNG

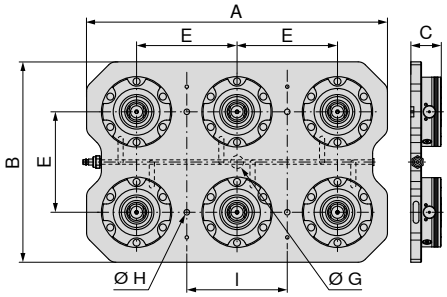

NEW

80 809 ...

A mm	B mm	C mm	E mm	G H7 mm	H mm	I mm	WT kg	
599	399	60	200	25	11	200	54,4	06100

17

Zero point clamping module PNG.SM.138

- Insertion force 8 kN
- Insertion force with turbo 28 kN
- Unlocking pressure 6 bar
- Air connection G 1/8

Scope of supply:

Clamping module, fixing screws, O-rings, cover caps, operating instructions; without clamping bolts

PNG

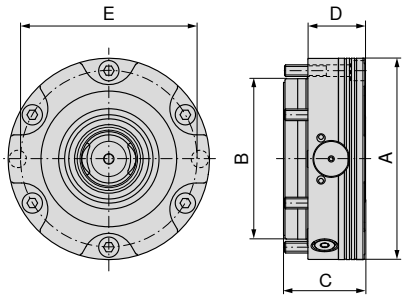



NEW

80 809 ...

A mm	B mm	C mm	D mm	E mm	G	WT kg	
138	110	55,7	39	121	G1/8"	4,4	10100

Zero point clamping system PNG.SM.T.138

- Insertion force 7 kN
- Insertion force with turbo 24 kN
- Unlocking pressure 6 bar
- Air connection G 1/8

Scope of supply:

Clamping module, fixing screws, O-rings, cover caps, operating instructions; without clamping bolts

PNG

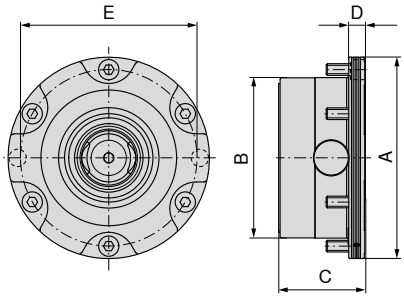

NEW

80 809 ...

A mm	B mm	C mm	D mm	E mm	G	WT kg	
138	110	59	11	121	G1/8"	3,5	12100

Zero point clamping module PNG.SM.V.138

- Insertion force 8 kN
- Insertion force with turbo 28 kN
- Unlocking pressure 6 bar
- Air connection G 1/8

Scope of supply:

Clamping module, fixing screws, dowel screw, O-rings, cover caps, operating instructions; without clamping bolts, without indexing bolt

PNG

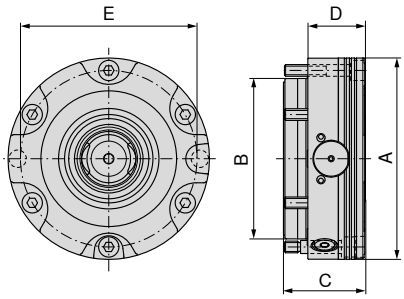



NEW

A mm	B mm	C mm	D mm	E mm	G	WT kg	80 809 ...
138	110	55,7	39	121	G1/8"	4,4	11100

PNG clamping bolt

- Three bolt types – ZB (centring bolt), PB (positioning bolt), HB (clamping bolt)
- Precision location bolts ensuring accuracy and repeatability
- Clamping force 50 kN

Scope of supply:

Incl. M12 fixing screw

PNG

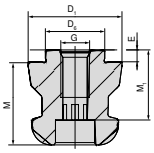

Type	$D_{6\ H6}$ mm	$D_{1\ h6}$ mm	M mm	M_1 mm	E mm	G	80 809 ...
ZB	25	40	35	27	5	M12	070
PB	25	40	35	27	5	M12	071
HB	25	40	35	27	5	M12	072

PNG indexing bolt

PNG

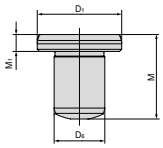

$D_{1\ h5}$ mm	M mm	M_1 mm	$D_{6\ m6}$ mm	80 809 ...
20	20	4	12	073

17

PNG protective cover

▲ Protective cover for the interchangeable interface

PNG

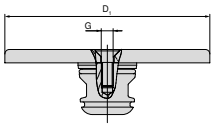

D_1 mm	G	80 809 ...
138	M8	074

Cone seal

▲ Protective cover for the interchangeable interface

PNG

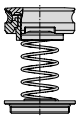

NEW

WT kg	80 809 ...
0,11	07500

Aluminium form collet

▲ Max. clamping force 50 kN
▲ Clamping stroke 0.5 mm
▲ Aluminium

Scope of supply:
Aluminium form collet, adjustment ring, clamping bolt, indexing bolt, operating instructions

PNG

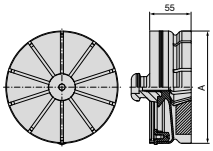

NEW

A mm	WT kg	80 809 ...
149	1,5	07600

Overview of multi-adapter pallets

Multi-adapter pallet 159x159 mm

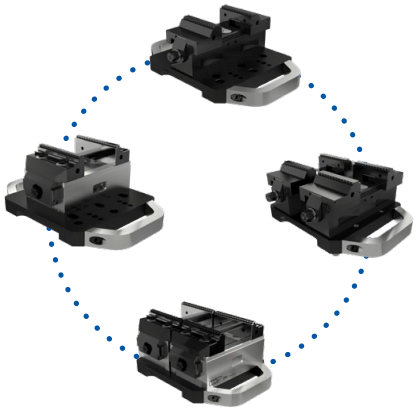

Application examples

Multi-adapter pallet 159 x 159 mm

▲ Multi-adapter pallet for mounting PNG and MNG

Scope of supply:

Incl. clamping bolts and screws
without pull studs

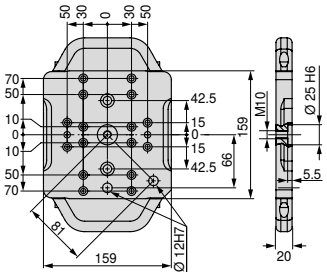

Size	WT kg	80 809 ...
159x159 mm	4	500

Mounting set – multi-adapter pallet, 159 x 159 mm

▲ price per set

for	80 878 ...
ZSG-4.80	503

17

Overview of multi-adapter pallets

Multi-adapter pallet 399x159 mm



Application examples

Multi-adapter pallet 399 x 159 mm

▲ Multi-adapter pallet for mounting PNG and MNG

Scope of supply:

Incl. clamping bolts and screws
without pull studs

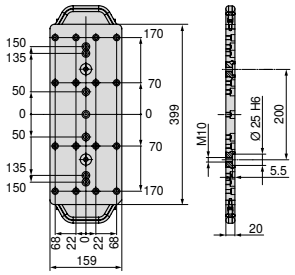

Size	WT kg	80 809 ...
399x159 mm	10	501

Mounting set – multi-adapter pallet 399 x 159 mm

▲ price per set

for	80 897 ...	80 884 ...
ESGMINI.65	500	
ZSG-3.65/ZSG-4.80/125L160/ESG-4.80		503

Overview of multi-adapter pallets



Multi-adapter pallet 399x399 mm

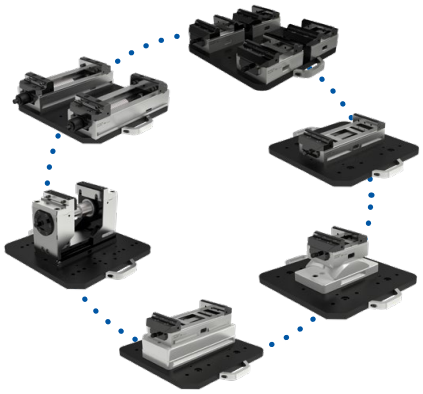

Application examples

Multi-adapter pallet 399 x 399 mm

▲ Multi-adapter pallet for mounting PNG and MNG

Scope of supply:

Incl. clamping bolts and screws
without pull studs

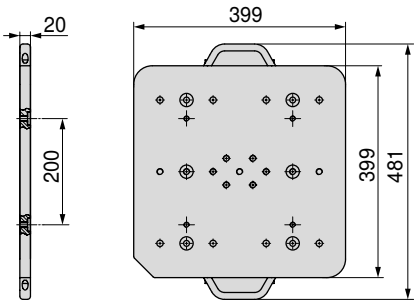



Size	WT kg	80 809 ...
399x399 mm	25	502

Mounting set – multi-adapter pallet 399 x 399 mm

▲ price per set

for	80 901 ...	80 898 ...	80 878 ...
ESG4.125	500		
H5G.125		500	
ZSG-4.125.L160			500
ZSG-4.125.L160.K			502
ZSG-4.125.L300			501
ZSG-4.125.L300-DK			504

17

Steel clamping pallet, 159 x 159 mm

- Clamping pallet for mounting PNG
- Without hole pattern

Scope of supply:

Unmachined clamping pallet, PNG clamping bolt and positioning pin

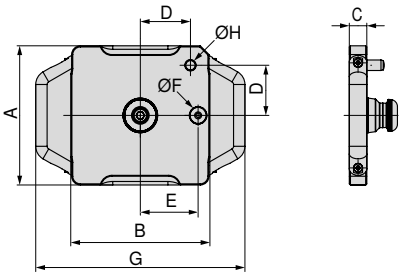

Size	A mm	B mm	C mm	D mm	E mm	F h5 mm	G mm	H m6 mm	WT kg	80 809 ...
159x159 mm	159	159	20	58	66	20	239	12	4,2	080

Aluminium clamping pallet, 159 x 159 mm

- Clamping pallet for mounting PNG
- Without hole pattern

Scope of supply:

Unmachined clamping pallet, PNG clamping bolt and positioning pin

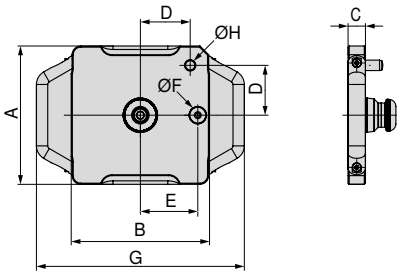

Size	A mm	B mm	C mm	D mm	E mm	F h5 mm	G mm	H m6 mm	WT kg	80 809 ...
159x159 mm	159	159	25	58	66	20	239	12	2,2	081

Steel clamping pallet, 399 x 159 mm

- Clamping pallet for mounting PNG and MNG
- Without hole pattern

Scope of supply:

Unmachined clamping pallet, PNG clamping bolt and positioning pin

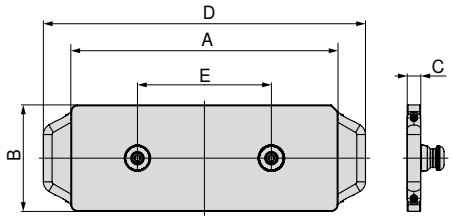

Size	A mm	B mm	C mm	D mm	E mm	WT kg	80 809 ...
399x159 mm	399	159	20	481	200	10,6	082

Aluminium clamping pallet, 399 x 159 mm

- Clamping pallet for mounting PNG and MNG
- Without hole pattern

Scope of supply:

Unmachined clamping pallet, PNG clamping bolt and positioning pin

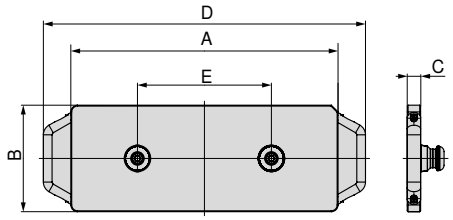

Size	A mm	B mm	C mm	D mm	E mm	WT kg	80 809 ...
399x159 mm	399	159	25	481	200	5,1	083

Steel clamping pallet, 399 x 399 mm

- Clamping pallet for mounting PNG and MNG
- Without hole pattern

Scope of supply:

Unmachined clamping pallet, PNG clamping bolt and positioning pin

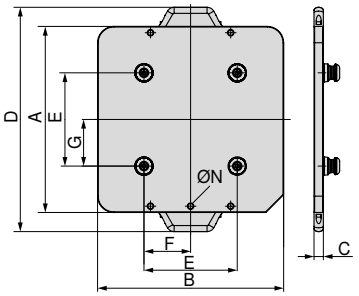

80 809 ...

Size	A mm	B mm	C mm	D mm	E mm	F mm	G mm	N	WT kg	
399x399 mm	399	399	20	481	200	100	100	M10	28	084

Aluminium clamping pallet, 399 x 399 mm

- Clamping pallet for mounting PNG and MNG
- Without hole pattern

Scope of supply:

Unmachined clamping pallet, PNG clamping bolt and positioning pin

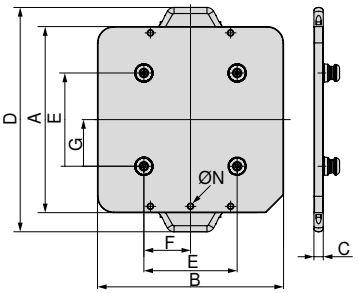

80 809 ...

Size	A mm	B mm	C mm	D mm	E mm	F mm	G mm	N	WT kg	
399x399 mm	399	399	25	481	200	100	100	M10	12	085

Steel clamping pallet, 599 x 159 mm

- Clamping pallet for mounting PNG and MNG
- Without hole pattern

Scope of supply:

Unmachined clamping pallet, PNG clamping bolt and positioning pin

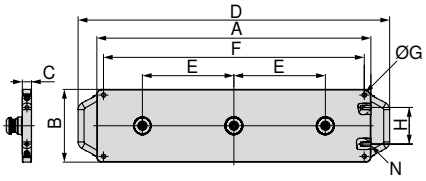



Size	A mm	B mm	C mm	D mm	E mm	F mm	G	H mm	N	WT kg	80 809 ...
599x159 mm	599	159	20	681	200	570	M10	80	M10	15,6	086

Aluminium clamping pallet, 599 x 159 mm

- Clamping pallet for mounting PNG and MNG
- Without hole pattern

Scope of supply:

Unmachined clamping pallet, PNG clamping bolt and positioning pin

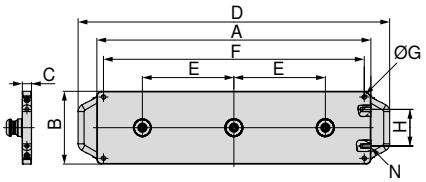



Size	A mm	B mm	C mm	D mm	E mm	F mm	G	H mm	N	WT kg	80 809 ...
599x159 mm	599	159	25	681	200	570	M10	80	M10	7,4	087

General top jaws overview

6 function indexable jaw

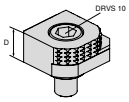

- 1 = Smooth, carbide coated
- 2 = Grip with 3 mm step
- 3 = Grip with 8 mm step
- 4 = Grip with 18 mm step
- 5 = Rough grip with 8 mm step
- 6 = Round grip
- M_{max} = 60 Nm
- Including fixation screws

Description	A	D	D_1	M	M_1	price	Article no.	NCG	H5G / -S / -Z	X5G-Z / -S	ESG 4	ESG 5	ESG mini	HDG 2	ZSG 4	DSG 4	MSG 2	HSG
		18					80 892 246	●	●	●	●		●		●	●		

6x indexable jaw, carbide grip

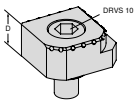

- 1 = Smooth
- 2 = Carbide grip
- 3 = Carbide grip with 3 mm step
- 4 = Carbide grip with 8mm step
- 5 = Round carbide grip with 8 mm step
- 6 = Round carbide grip
- Incl. fixing screws

Description	A	D	D_1	M	M_1	price	Article no.	NCG	H5G / -S / -Z	X5G-Z / -S	ESG 4	ESG 5	ESG mini	HDG 2	ZSG 4	DSG 4	MSG 2	HSG
		18					NEW 80 890 35300	●	●	●	●		●		●	●		

Positioning bar

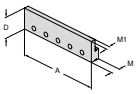

- for stepped jaw with T-slot
- different clamping depths achievable through milling
- by milling the bar can be used as stop strip
- Material 1.7131 can be hardened if required
- Price per piece

Description	A	D	D_1	M	M_1	price	Article no.	NCG	H5G / -S / -Z	X5G-Z / -S	ESG 4	ESG 5	ESG mini	HDG 2	ZSG 4	DSG 4	MSG 2	HSG
	100	32		13,5	7		80 892 338	●					●	●				●
	125	32		13,5	7		80 892 339	●	●		●			●	●	●		●
	160	32		13,5	7		80 892 340	●			●			●	●			

Stepped jaw, grip with T-slot

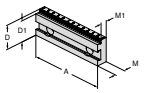

- T-slot for accommodating a positioning bar
- with 6.5 mm wide contact surface suitable for workpieces with rough edges
- laser etched graduation marks (2 mm) as a positioning aid
- Price per piece

Description	A	D	D_1	M	M_1	price	Article no.	NCG	H5G / -S / -Z	X5G-Z / -S	ESG 4	ESG 5	ESG mini	HDG 2	ZSG 4	DSG 4	MSG 2	HSG
	100	35	32	17,5	11,5		80 892 341	●					●	●				●
	100	35	30	17,5	11,5		80 892 342	●					●	●				●
	100	35	27	17,5	11,5		80 892 343	●					●	●				●
	125	40	37	17,5	11,5		80 892 344	●	●		●			●	●	●		●
	125	40	35	17,5	11,5		80 892 345	●	●		●			●	●	●		●
	125	40	32	17,5	11,5		80 892 346	●	●		●			●	●	●		●
	160	50	45	20	13,5		80 892 348	●			●			●	●			
	160	50	42	20	13,5		80 892 349	●			●			●	●			

Stepped jaw, smooth

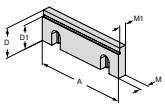

- Price per piece

Description	A	D	D_1	M	M_1	price	Article no.	NCG	H5G / -S / -Z	X5G-Z / -S	ESG 4	ESG 5	ESG mini	HDG 2	ZSG 4	DSG 4	MSG 2	HSG
	100	35	30	10	7,5		80 892 21400	●					●	●				●
	125	40	32	11,5	9,5		80 892 21500	●	●		●			●	●	●		●
	160	50	42	13,5	10,5		80 892 21600	●			●			●	●			

Stepped jaw, smooth

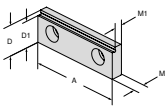

- Can be used as smooth or stepped jaw
- Jaw hardened and ground
- price per piece

Description	A	D	D_1	M	M_1	price	Article no.	NCG	H5G / -S / -Z	X5G-Z / -S	ESG 4	ESG 5	ESG mini	HDG 2	ZSG 4	DSG 4	MSG 2	HSG
	65	22	19	8	5,5		80 895 332		●				●				●	

General top jaws overview

Stepped jaw, coated 5 mm

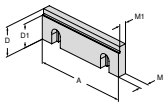

▲ Price per piece

Description	A	D	D_1	M	M_1	price	Article no.	NCG	H5G / -S / -Z	X5G-Z / -S	ESG 4	ESG 5	ESG mini	HDG 2	ZSG 4	DSG 4	MSG 2	HSG
	80	28	23	10	7,5		80 878 31400				●				●	●		

Stepped jaw, coated 5 mm

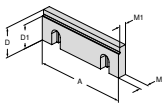

▲ Price per piece

Description	A	D	D_1	M	M_1	price	Article no.	NCG	H5G / -S / -Z	X5G-Z / -S	ESG 4	ESG 5	ESG mini	HDG 2	ZSG 4	DSG 4	MSG 2	HSG
	100	35	30	10	7,5		80 892 36300	●					●	●				
	125	40	35	11,5	9,5		80 892 250	●	●		●			●	●	●		●
	160	50	45	13,5	10,5		80 892 36400	●			●			●	●			

Stepped jaw, 5 mm

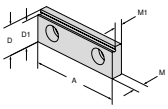

▲ Price per piece

Description	A	D	D_1	M	M_1	price	Article no.	NCG	H5G / -S / -Z	X5G-Z / -S	ESG 4	ESG 5	ESG mini	HDG 2	ZSG 4	DSG 4	MSG 2	HSG
	80	28	23	10	7,5		80 878 830				●				●	●		

Stepped jaw, Grip

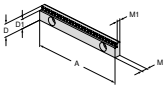

▲ Price per piece

Description	A	D	D_1	M	M_1	price	Article no.	NCG	H5G / -S / -Z	X5G-Z / -S	ESG 4	ESG 5	ESG mini	HDG 2	ZSG 4	DSG 4	MSG 2	HSG
	125	18	13	8	5,5		80 898 252		●		●					●		
	125	18	15	8	5,5		80 898 250		●		●					●		

Stepped jaw, grip, 3 mm

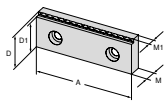

▲ Price per piece

Description	A	D	D_1	M	M_1	price	Article no.	NCG	H5G / -S / -Z	X5G-Z / -S	ESG 4	ESG 5	ESG mini	HDG 2	ZSG 4	DSG 4	MSG 2	HSG
	80	28	25	10	7		80 906 30900				●				●	●		

Stepped jaw, grip 3, 5 and 8 mm

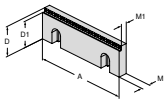

▲ Price per piece

Description	A	D	D_1	M	M_1	price	Article no.	NCG	H5G / -S / -Z	X5G-Z / -S	ESG 4	ESG 5	ESG mini	HDG 2	ZSG 4	DSG 4	MSG 2	HSG
	100	35	27	10	7,5		80 892 29200	●					●	●				●
	100	35	30	10	7,5		80 892 29000	●					●	●				●
	100	35	32	10	7,5		80 892 29400	●					●	●				●
	125	40	32	11,5	9		80 892 29300	●	●		●			●	●	●		●
	125	40	35	11,5	9		80 892 29100	●	●		●			●	●	●		●
	125	40	37	11,5	9		80 892 29500	●	●		●			●	●	●		●
	160	50	42	13,5	11		80 892 29900	●			●			●	●			
	160	50	45	13,5	11		80 892 29800	●			●			●	●			
	160	50	47	13,5	11		80 892 29700	●			●			●	●			

Stepped jaw, carbide grip 3 mm

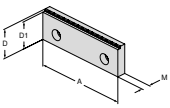

▲ price per piece

Description	A	D	D_1	M	M_1	price	Article no.	NCG	H5G / -S / -Z	X5G-Z / -S	ESG 4	ESG 5	ESG mini	HDG 2	ZSG 4	DSG 4	MSG 2	HSG
	100	35	32	7,5			80 892 37600	●	●		●			●	●	●		
	125	40	37	11,5			80 892 36500	●	●		●			●	●	●		
	160	50	47	13,5			80 892 37400	●	●		●			●	●	●		

General top jaws overview

Stepped jaw, carbide grip 5 mm

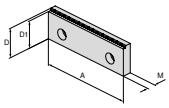

▲ price per piece

Description	Illustration	A	D	D_1	D_2	M	M_1	price	Article no.	NCG	H5G / -S / -Z	X5G-Z / -S	ESG 4	ESG 5	ESG mini	HDG 2	ZSG 4	DSG 4	MSG 2	HSG
		100	35	30		7,5			80 892 37700	●	●		●			●	●	●		
		125	40	35		11,5			80 892 37500	●	●		●			●	●	●		
		160	50	45		13,5			80 892 37300	●	●		●			●	●	●		

Stepped jaw, 18 mm with 3 mm Grip Step

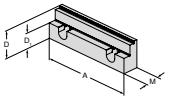

▲ Price per piece

Description	Illustration	A	D	D_1	D_2	M	M_1	price	Article no.	NCG	H5G / -S / -Z	X5G-Z / -S	ESG 4	ESG 5	ESG mini	HDG 2	ZSG 4	DSG 4	MSG 2	HSG
		125	40	22		21,5			80 892 288	●	●		●			●	●	●		●

Stepped jaw, 18 mm with 3 mm grip step

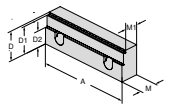

▲ Price per piece

Description	Illustration	A	D	D_1	D_2	M	M_1	price	Article no.	NCG	H5G / -S / -Z	X5G-Z / -S	ESG 4	ESG 5	ESG mini	HDG 2	ZSG 4	DSG 4	MSG 2	HSG
		125	40	37	22	24	19		80 907 302	●	●		●			●	●	●		●

Stepped jaw, grip 5 mm for aluminium and plastic

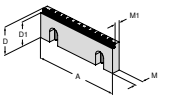

▲ Price per piece

Description	Illustration	A	D	D_1	D_2	M	M_1	price	Article no.	NCG	H5G / -S / -Z	X5G-Z / -S	ESG 4	ESG 5	ESG mini	HDG 2	ZSG 4	DSG 4	MSG 2	HSG
		125	40	35		11,5	8		80 892 36100	●	●		●			●	●	●		

Stepped jaw embossed profile

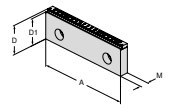

▲ Price per piece
▲ suitable for LANG embossed profile

Description	Illustration	A	D	D_1	D_2	M	M_1	price	Article no.	NCG	H5G / -S / -Z	X5G-Z / -S	ESG 4	ESG 5	ESG mini	HDG 2	ZSG 4	DSG 4	MSG 2	HSG
		125	40	37		11,5			80 892 36200	●	●		●			●	●	●		

Jaw, grip

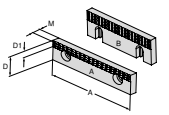

▲ Price per piece

Description	Illustration	A	D	D_1	D_2	M	M_1	price	Article no.	NCG	H5G / -S / -Z	X5G-Z / -S	ESG 4	ESG 5	ESG mini	HDG 2	ZSG 4	DSG 4	MSG 2	HSG
A		40	22	7		7,8			80 892 279						●				●	
A		65	22	7		7,8			80 892 280						●				●	
A		90	22	7		7,8			80 892 284										●	
B		100	35	12		10			80 892 21700	●					●	●				●
B		125	40	14,5		11,5			80 892 21800	●			●			●		●		●
B		160	50	14,5		13,5			80 892 21900	●			●			●	●			

Top jaw, grip

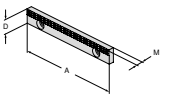

▲ Price per piece

Description	Illustration	A	D	D_1	D_2	M	M_1	price	Article no.	NCG	H5G / -S / -Z	X5G-Z / -S	ESG 4	ESG 5	ESG mini	HDG 2	ZSG 4	DSG 4	MSG 2	HSG
		125	18			7,8			80 898 253		●		●					●		

General top jaws overview

Ground top jaw

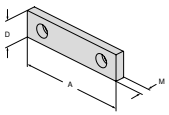

▲ Price per piece

Description	A	D	M	price	Article no.	NCG	H5G / -S / -Z	X5G-Z / -S	ESG 4	ESG 5	ESG mini	HDG 2	ZSG 4	DSG 4	MSG 2	HSG
	40	22	7,7		80 889 401						●				●	
	40	35	10		80 889 405										●	
	65	22	7,7		80 889 651						●				●	
	65	35	10		80 889 655										●	
	90	22	7,7		80 889 901										●	
	90	35	10		80 889 905										●	

Ground top jaw

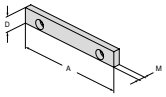

▲ price per piece

Description	A	D	M	price	Article no.	NCG	H5G / -S / -Z	X5G-Z / -S	ESG 4	ESG 5	ESG mini	HDG 2	ZSG 4	DSG 4	MSG 2	HSG
	125	18	7,6		80 898 251		●		●					●		

Top jaw, carbide coated

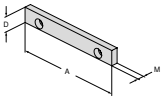

▲ with carbide coating
▲ Price per piece

Description	A	D	M	price	Article no.	NCG	H5G / -S / -Z	X5G-Z / -S	ESG 4	ESG 5	ESG mini	HDG 2	ZSG 4	DSG 4	MSG 2	HSG
	125	18	7,6		80 898 254		●		●					●		

Smooth jaw

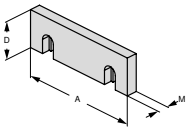

▲ Price per piece

Description	A	D	M	price	Article no.	NCG	H5G / -S / -Z	X5G-Z / -S	ESG 4	ESG 5	ESG mini	HDG 2	ZSG 4	DSG 4	MSG 2	HSG
	100	35	10		80 892 20400	●					●	●				●
	125	40	11,5		80 892 20500	●			●			●	●	●		●
	160	50	13,5		80 892 20600	●			●			●	●			

Jaw, profiled

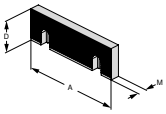

▲ Price per piece

Description	A	D	M	price	Article no.	NCG	H5G / -S / -Z	X5G-Z / -S	ESG 4	ESG 5	ESG mini	HDG 2	ZSG 4	DSG 4	MSG 2	HSG
	100	35	10		80 892 20700	●					●	●				●
	125	40	11,5		80 892 20800	●			●			●	●	●		●
	160	50	13,5		80 892 20900	●			●			●	●			

General top jaws overview

Grip jaw, indexable

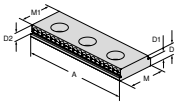

- For vertical and horizontal application
- Price per piece

Description	A	D	D_1	D_2	M	M_1	price	Article no.	NCG	H5G / -S / -Z	X5G-Z / -S	ESG 4	ESG 5	ESG mini	HDG 2	ZSG 4	DSG 4	MSG 2	HSG
	100	10,5	8	5	35	32		80 895 343	●					●	●				●
	65	8	5,5	5	22	19		80 895 340		●				●		●		●	

Grip jaw, indexable

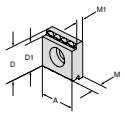

- For vertical and horizontal application
- 3 point clamping
- Price per piece

Description	A	D	D_1	D_2	M	M_1	price	Article no.	NCG	H5G / -S / -Z	X5G-Z / -S	ESG 4	ESG 5	ESG mini	HDG 2	ZSG 4	DSG 4	MSG 2	HSG
	22	22	19		8	5,5		80 895 335		●				●		●		●	
	35	35	32		10,5	8		80 895 345	●					●	●			●	

Jaw, cut

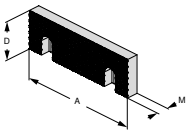

- Price per piece

Description	A	D	D_1	D_2	M	M_1	price	Article no.	NCG	H5G / -S / -Z	X5G-Z / -S	ESG 4	ESG 5	ESG mini	HDG 2	ZSG 4	DSG 4	MSG 2	HSG
	100	35			11			80 892 20100	●					●	●				●
	125	40			12,5			80 892 20200	●			●			●	●	●		●
	160	50			14,5			80 892 20300	●			●			●	●			

Jaw, cut

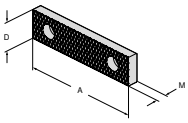

- Price per piece

Description	A	D	D_1	D_2	M	M_1	price	Article no.	NCG	H5G / -S / -Z	X5G-Z / -S	ESG 4	ESG 5	ESG mini	HDG 2	ZSG 4	DSG 4	MSG 2	HSG
	40	22			8			80 889 404						●				●	
	40	35			11			80 889 408										●	
	65	22			8			80 889 654						●				●	
	65	35			11			80 889 658										●	
	90	22			8			80 889 904										●	
	90	35			11			80 889 908										●	

Jaw, soft

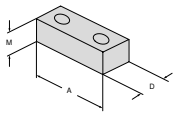

- Only for vertical application
- Price per piece

Description	A	D	D_1	D_2	M	M_1	price	Article no.	NCG	H5G / -S / -Z	X5G-Z / -S	ESG 4	ESG 5	ESG mini	HDG 2	ZSG 4	DSG 4	MSG 2	HSG
	40	22			20			80 895 244						●				●	
	65	22			20			80 895 245		●		●		●		●		●	
	90	22			20			80 895 246										●	

Soft jaws

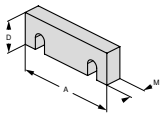

- for the preparation of formed jaws
- Price per piece

Description	A	D	D_1	D_2	M	M_1	price	Article no.	NCG	H5G / -S / -Z	X5G-Z / -S	ESG 4	ESG 5	ESG mini	HDG 2	ZSG 4	DSG 4	MSG 2	HSG
	100	35			16			80 892 24700	●					●	●				●
	125	40			20			80 892 24800	●	●		●			●	●	●		●
	160	50			20			80 892 24900	●			●			●	●			

General top jaws overview

Prismatic jaw

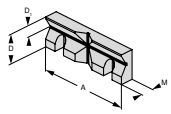

- with horizontal and vertical prism
- prism horizontally and vertically ground for parallelism
- Price per piece

Description	Clamping Ø	A	D	D_1	M	M_1	price	Article no.	NCG	H5G / -S / -Z	X5G-Z / -S	ESG 4	ESG 5	ESG mini	HDG 2	ZSG 4	DSG 4	MSG 2	HSG
	11 - 41	100	35	13	15,5			80 892 26100	●					●	●				●
	14 - 48	125	40	16	17,5			80 892 26200	●	●		●			●	●	●		●
	16 - 60	160	50	20	19,5			80 892 26300	●			●			●	●			

Prismatic jaw

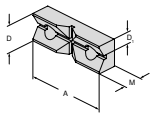

- with horizontal and vertical prism
- price per piece

Description	Clamping Ø	A	D	D_1	M	M_1	price	Article no.	NCG	H5G / -S / -Z	X5G-Z / -S	ESG 4	ESG 5	ESG mini	HDG 2	ZSG 4	DSG 4	MSG 2	HSG
	11 - 22	65	22	11	15			80 895 337		●				●		●		●	

Precision pull down jaw

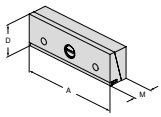

- Pull down jaw is only for use on the movable jaw
- Price per piece

Description	Clamping Ø	A	D	D_1	M	M_1	price	Article no.	NCG	H5G / -S / -Z	X5G-Z / -S	ESG 4	ESG 5	ESG mini	HDG 2	ZSG 4	DSG 4	MSG 2	HSG
		90	35		25			80 892 356										●	
		100	35		25			80 892 370	●					●					●
		125	40		25			80 892 371	●	●		●			●	●	●		●
		160	50		27,5			80 892 372	●			●			●	●			

Adapter jaws with pull down

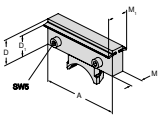

- for the types NCG, NCG2, and HDG2
- with reciprocal pull down feather/spring jaws
- price per piece

Description	Clamping Ø	A	D	D_1	M	M_1	price	Article no.	NCG	H5G / -S / -Z	X5G-Z / -S	ESG 4	ESG 5	ESG mini	HDG 2	ZSG 4	DSG 4	MSG 2	HSG
		100	35	28	28	45		80 892 258	●										
		125	40	32,5	20	35		80 892 259	●						●				
		160	50	42	20	35		80 892 260	●						●				

Multipin front jaw

- price per piece

NCG	DSG
HDG 2	H5G
ZSG 4	ESG 4



NEW

	A mm	D mm	M mm	80 890 ...
Left-hand	125	40	20	301
Right-hand	125	40	20	300

Multipin stop pin

- Price per piece
- Replacement PIN – multipin front jaw

Scope of supply:

Including O ring and circlip

NEW

D_1 mm	M mm	80 877 ...
6	11,2	500

General top jaws overview

Pull down jaw with spring plate

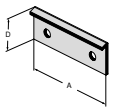

- ▲ for finish machining
- ▲ Price per piece

Description	A	D	D_1	M	M_1	price	Article no.	NCG	H5G / -S / -Z	X5G-Z / -S	ESG 4	ESG 5	ESG mini	HDG 2	ZSG 4	DSG 4	MSG 2	HSG
	80	24					80 901 309				●				●	●		
	125	35					80 901 310				●				●	●		
	160	45					80 901 311				●				●			

Pull down jaw with spring plate

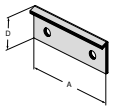

- ▲ for finish machining
- ▲ Price per piece

Description	A	D	D_1	M	M_1	price	Article no.	NCG	H5G / -S / -Z	X5G-Z / -S	ESG 4	ESG 5	ESG mini	HDG 2	ZSG 4	DSG 4	MSG 2	HSG
	65	23					80 898 923						●				●	
	100	36					80 898 924	●					●	●				●
	125	41					80 898 925	●						●				●
	160	51					80 898 926	●						●				

Spring leaf pull down jaw

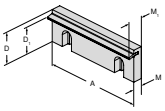

- ▲ Price per piece

Description	A	D	D_1	M	M_1	price	Article no.	NCG	H5G / -S / -Z	X5G-Z / -S	ESG 4	ESG 5	ESG mini	HDG 2	ZSG 4	DSG 4	MSG 2	HSG
	100	35	28	10	18,5		80 892 22800	●					●	●				●
	125	40	32,5	11,5	19		80 892 22900	●			●			●	●	●		●
	160	50	42	13,5	21		80 892 23000	●			●			●	●			

Workpiece supports overview

Workpiece supports, offset

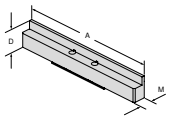

- ▲ hardened and ground
- ▲ held by means of spring wedge in the baseplate
- ▲ Price for 2 pieces

Description	A	D	D_1	M	M_1	price	Article no.	NCG	H5G / -S / -Z	X5G-Z / -S	ESG 4	ESG 5	ESG mini	HDG 2	ZSG 4	DSG 4	MSG 2	HSG
	100	11		10,5			80 890 400	●										
	100	16		10,5			80 890 401	●										
	100	23		10,5			80 890 409	●										
	100	25,5		10,5			80 890 411	●										
	100	29,5		10,5			80 890 421	●										
	125	11		10,5			80 890 390	●										
	125	16		10,5			80 890 391	●										
	125	21		10,5			80 890 392	●										
	125	25		10,5			80 890 422	●										
	125	26		10,5			80 890 393	●										
	125	29		10,5			80 890 394	●										
	125	32,5		10,5			80 890 395	●										
	125	36		10,5			80 890 396	●										
	160	26		10,5			80 890 452	●										
	160	39		10,5			80 890 454	●										
	160	42,5		10,5			80 890 456	●										

							NCG	H5G / -S / -Z	X5G-Z / -S	ESG 4	ESG 5	ESG mini	HDG 2	ZSG 4	DSG 4	MSG 2	HSG
	125			10,5			80 890 399	●									

80 890 399: Set of 7 workpiece supports of 2 pieces in a wooden box (exclusive 80 890 422)

Workpiece supports, offset

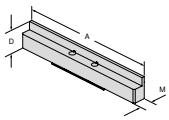

- ▲ Price for 2 pieces

							NCG	H5G / -S / -Z	X5G-Z / -S	ESG 4	ESG 5	ESG mini	HDG 2	ZSG 4	DSG 4	MSG 2	HSG
	65	11		10,5			80 897 011					●					
	65	16		10,5			80 897 016					●					

Workpiece supports, offset

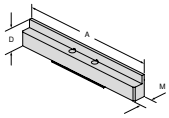

- ▲ Price for 2 pieces

							NCG	H5G / -S / -Z	X5G-Z / -S	ESG 4	ESG 5	ESG mini	HDG 2	ZSG 4	DSG 4	MSG 2	HSG
	40	11		10,5			80 897 004					●					
	40	16		10,5			80 897 005					●					

Workpiece supports, offset

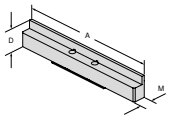

- ▲ Hardened and ground
- ▲ Held by means of clamping springs in the base plate
- ▲ 2 pieces contained in set
- ▲ Price per set

							NCG	H5G / -S / -Z	X5G-Z / -S	ESG 4	ESG 5	ESG mini	HDG 2	ZSG 4	DSG 4	MSG 2	HSG
	125	11		10,5			80 901 703			●							
	125	21		10,5			80 901 704			●							
	125	25		10,5			80 901 705			●							
	125	32,5		10,5			80 901 706			●							
	160	26		10,5			80 901 700			●							
	160	39		10,5			80 901 701			●							
	160	42,5		10,5			80 901 702			●							

Workpiece supports, offset

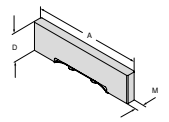

- ▲ Hardened and ground
- ▲ Held by means of clamping springs in the base plate
- ▲ Two pieces contained in set
- ▲ Price per set

							NCG	H5G / -S / -Z	X5G-Z / -S	ESG 4	ESG 5	ESG mini	HDG 2	ZSG 4	DSG 4	MSG 2	HSG
	80	15		10,5			80 901 707			●							
	80	20		10,5			80 901 708			●							

Workpiece supports overview

Workpiece supports, offset

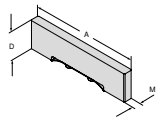

- Hardened and ground
- Held by means of clamping springs in the base plate
- Two pieces contained in set
- Price per set

Description	A	D	D_1	M	M_1	price	Article no.	NCG	H5G / -S / -Z	X5G-Z / -S	ESG 4	ESG 5	ESG mini	HDG 2	ZSG 4	DSG 4	MSG 2	HSG
	125	15		10,5			80 906 715									●		
	125	21		10,5			80 906 721									●		
	125	25		10,5			80 906 725									●		
	125	32,5		10,5			80 906 732									●		
	125	22		10,5			80 906 722									●		

Workpiece surface, offset

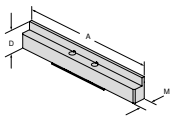

- hardened and ground
- price for 2 pieces

Description	A	D	D_1	M	M_1	price	Article no.	NCG	H5G / -S / -Z	X5G-Z / -S	ESG 4	ESG 5	ESG mini	HDG 2	ZSG 4	DSG 4	MSG 2	HSG
	40	11		10,5			80 889 411										●	
	40	16		10,5			80 889 416										●	
	40	21		10,5			80 889 421										●	
	40	25		10,5			80 889 425										●	
	40	28		10,5			80 889 428										●	
	40	30		10,5			80 889 430										●	
	40	32,5		10,5			80 889 432										●	
	65	11		10,5			80 889 611										●	
	65	16		10,5			80 889 616										●	
	65	21		10,5			80 889 622										●	
	65	25		10,5			80 889 625										●	
	65	28		10,5			80 889 628										●	
	65	30		10,5			80 889 630										●	
	65	32,5		10,5			80 889 632										●	
	90	11		10,5			80 889 911										●	
	90	16		10,5			80 889 916										●	
	90	21		10,5			80 889 921										●	
	90	25		10,5			80 889 925										●	
	90	28		10,5			80 889 928										●	
	90	30		10,5			80 889 930										●	
	90	32,5		10,5			80 889 932										●	

Workpiece supports

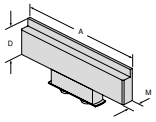

- hardened and ground
- held by spring clips in the baseplate
- Price for 2 pieces

Description	A	D	D_1	M	M_1	price	Article no.	NCG	H5G / -S / -Z	X5G-Z / -S	ESG 4	ESG 5	ESG mini	HDG 2	ZSG 4	DSG 4	MSG 2	HSG
	100	16		10,5			80 892 401							●				
	100	25,5		10,5			80 892 411							●				
	100	29,5		10,5			80 892 421							●				
	125	11		10,5			80 892 390							●				
	125	16		10,5			80 892 391							●				
	125	21		10,5			80 892 392							●				
	125	26		10,5			80 892 393							●				
	125	29		10,5			80 892 394							●				
	125	32,5		10,5			80 892 395							●				
	125	36		10,5			80 892 396							●				
	160	26		10,5			80 892 403							●				
	160	39		10,5			80 892 413							●				
	160	42,5		10,5			80 892 423							●				

Description	A	D	D_1	M	M_1	price	Article no.	NCG	H5G / -S / -Z	X5G-Z / -S	ESG 4	ESG 5	ESG mini	HDG 2	ZSG 4	DSG 4	MSG 2	HSG
	125			10,5			80 892 399							●				

80 892 399: Set of 7 workpiece supports of 2 pieces in a wooden box

Magnet workpiece supports, set

- With clearance on the underside
- Flexible and rational clamping
- Height accuracy +/- 0.01 mm
- Quick and easy to install thanks to magnetic adhesion

Workpiece supports overview

Magnet workpiece supports, set

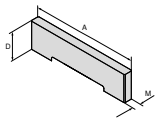

- Stainless spring steel
- Pressed magnets
- Delivered in set: 5 pairs of 2 pieces
- Price per set

Description	A	D	M	price	Article no.	NCG	H5G / -S / -Z	X5G-Z / -S	ESG 4	ESG 5	ESG mini	HDG 2	ZSG 4	DSG 4	MSG 2	HSG
	80	5 / 10 / 15 / 20 / 22	2,5		80 878 79800				●				●	●		
	125	8 / 12 / 20 / 25 / 27	2,5		80 878 79900	●			●			●	●	●		

Magnet workpiece supports, set

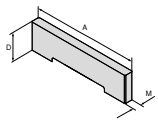

- Stainless spring steel
- Pressed magnets
- Delivered in set: 5 pairs of 2 pieces
- Price per set

Description	A	D	M	price	Article no.	NCG	H5G / -S / -Z	X5G-Z / -S	ESG 4	ESG 5	ESG mini	HDG 2	ZSG 4	DSG 4	MSG 2	HSG
	100	12 / 20 / 25 / 30 / 32	2,5		80 892 79700	●					●	●	●			
	125	12 / 25 / 30 / 35 / 37	2,5		80 892 79800	●						●	●	●		
	160	15 / 30 / 40 / 45 / 47	2,5		80 892 79900	●			●			●	●			

Magnet workpiece supports, set

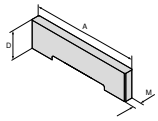

- Stainless spring steel
- Pressed magnets
- Delivered in set: 5 pairs of 2 pieces
- Price per set

Description	A	D	M	price	Article no.	NCG	H5G / -S / -Z	X5G-Z / -S	ESG 4	ESG 5	ESG mini	HDG 2	ZSG 4	DSG 4	MSG 2	HSG
	125	9 / 22 / 27 / 32 / 34	2,5		80 901 79900	●						●	●	●		

Workpiece supports overview

Magnet workpiece supports

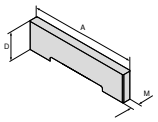

▲ Price per pair

Description	A	D	M	price	Article no.	NCG	H5G / -S / -Z	X5G-Z / -S	ESG 4	ESG 5	ESG mini	HDG 2	ZSG 4	DSG 4	MSG 2	HSG
	80	5	2,5		80 892 79600				●				●	●		
	80	10	2,5		80 892 79500	●			●			●	●	●		
	80	15	2,5		80 892 79400				●				●	●		
	80	20	2,5		80 892 79300				●			●	●	●		
	80	22	2,5		80 892 79200				●				●	●		
	100	12	2,5		80 892 79100	●					●	●	●			
	100	20	2,5		80 892 79000	●					●	●	●			
	100	25	2,5		80 892 78900	●					●	●	●			
	100	27	2,5		80 892 78800	●					●	●	●			
	100	29	2,5		80 892 78700	●					●	●	●			
	100	30	2,5		80 892 78600	●					●	●	●			
	100	31	2,5		80 892 78500	●					●	●	●			
	100	32	2,5		80 892 78400	●					●	●	●			
	125	8	2,5		80 892 78300	●						●	●	●		
	125	9	2,5		80 892 78200	●						●	●	●		
	125	10	2,5		80 892 78100	●						●	●	●		
	125	12	2,5		80 892 78000	●						●	●	●		
	125	15	2,5		80 892 77900	●						●	●	●		
	125	20	2,5		80 892 77800	●						●	●	●		
	125	22	2,5		80 892 77700	●						●	●	●		
	125	23	2,5		80 892 77600	●						●	●	●		
	125	25	2,5		80 892 77500	●						●	●	●		
	125	27	2,5		80 892 77400	●						●	●	●		
	125	30	2,5		80 892 77300	●						●	●	●		
	125	31	2,5		80 892 77200	●						●	●	●		
	125	32	2,5		80 892 77100	●						●	●	●		
	125	33	2,5		80 892 77000	●						●	●	●		
	125	34	2,5		80 892 76900	●						●	●	●		
	125	35	2,5		80 892 76800	●						●	●	●		
	125	36	2,5		80 892 76700	●						●	●	●		
	125	37	2,5		80 892 76600	●						●	●	●		
	160	15	2,5		80 892 76500	●						●	●			
	160	22	2,5		80 892 76400	●						●	●			
	160	30	2,5		80 892 76300	●						●	●			
	160	37	2,5		80 892 76200	●						●	●			
	160	40	2,5		80 892 76100	●						●	●			
	160	41	2,5		80 892 76000	●						●	●			
	160	42	2,5		80 892 75900	●						●	●			
	160	43	2,5		80 892 75800	●						●	●			
	160	44	2,5		80 892 75700	●						●	●			
	160	45	2,5		80 892 75600	●						●	●			
	160	46	2,5		80 892 75500	●						●	●			
	160	47	2,5		80 892 75400	●						●	●			

Workpiece support, magnetic

Scope of supply:
Including stop pin 50 mm/100 mm

NEW

for width mm	Size	80 892 ...
80/100/125/160	60x15	23800
80/100/125/160	115x15	23900

Extension for workpiece support, magnetic



NEW

for width mm	Size	80 892 ...
80/100/125/160	68x30 mm	25400

Accessories General Overview

Alignment and centering kit for T-slots

▲ Price per piece

ESG 4 | DSG 4 | H5G -Z | ESG mini

80 897 ...

l mm	for slot width mm	
100	14	114
100	16	116
100	18	118

Alignment and centring set

▲ Price per piece

ESG 4 | DSG 4

80 906 ...

l mm	for slot width mm	
80	12	812
80	14	814
80	16	816
80	18	818

Clamping Screw Set for T-slot for MNG

▲ Price for 2 pieces

ZSG 4 | ESG 4 | DSG 4

80 899 ...

for width mm	G	
12	M10	312
14	M12	314
16	M12	316
18	M12	318

Workpiece stop

NCG | HDG 2 | ZSG 4 | DSG 4 | H5G | ESG 4 | ESG mini

80 892 ...

400

Workpiece stop

MSG 2 | ZSG 4 | DSG 4 | ESG 4 | ESG mini

80 895 ...

010

Workpiece stop

ZSG 4 | ESG 4

80 884 ...

400

17

Accessories General Overview

Replacement spring plates

- price per piece
- for pull down and intermediate jaws



for width mm	80 892 ...
100	430
125	431
160	432

Clamping claws

- Price for 2 pieces

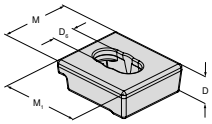

D mm	D_6 mm	M mm	M_1 mm	80 890 ...
20	16	50	57	315

Clamping levers overview

Clamping Handle with Joint

▲ without socket

Description	Torque in Nm	Square drive	DRVS	price	Article no.	NCG	H5G / -S / -Z	X5G-Z / -S	ESG 4	ESG 5	ESG mini	HDG 2	ZSG 4	DSG 4	MSG 2	MNG
		1/2"			80 891 600						●		●			

Torque Wrench

▲ without socket

Description	Torque in Nm	Square drive	DRVS	price	Article no.	NCG	H5G / -S / -Z	X5G-Z / -S	ESG 4	ESG 5	ESG mini	HDG 2	ZSG 4	DSG 4	MSG 2	MNG
	10 - 100	1/2"			80 884 502			●			●	●	●	●		
	20 - 200	1/2"			80 884 504							●	●			

Torque key

▲ without socket

Description	Torque in Nm	Square drive	DRVS	price	Article no.	NCG	H5G / -S / -Z	X5G-Z / -S	ESG 4	ESG 5	ESG mini	HDG 2	ZSG 4	DSG 4	MSG 2	MNG
	5 - 50	3/8"			80 884 402										●	●

Socket

▲ Suitable for 1/2" and 3/8" square drive

Description	Torque in Nm	Square drive	DRVS	price	Article no.	NCG	H5G / -S / -Z	X5G-Z / -S	ESG 4	ESG 5	ESG mini	HDG 2	ZSG 4	DSG 4	MSG 2	MNG
		3/8"	5		80 877 105											
		1/2"	8		80 877 208											
		3/8"	8		80 877 108						●				●	●
		1/2"	10		80 877 210						●					
		1/2"	14		80 877 214		●	●			●					

Socket

▲ Suitable for 1/2" and 3/8" square drive

Description	Torque in Nm	Square drive	DRVS	price	Article no.	NCG	H5G / -S / -Z	X5G-Z / -S	ESG 4	ESG 5	ESG mini	HDG 2	ZSG 4	DSG 4	MSG 2	MNG
		3/8"	7		80 875 107										●	
		1/2"	12		80 875 212				●				●	●		
		3/8"	12		80 875 112											
		1/2"	14		80 875 214				●				●	●		

Hexagon adapter SW 12 to SW 27



▲ For compressed air impact wrench

Description	Torque in Nm	Square drive	DRVS	price	Article no.	NCG	H5G / -S / -Z	X5G-Z / -S	ESG 4	ESG 5	ESG mini	HDG 2	ZSG 4	DSG 4	MSG 2	MNG
			12		80 875 27000								●			

Control set

▲ Torque wrench including nut and screwdriver SW10

Description	Torque in Nm	Square drive	DRVS	price	Article no.	NCG	H5G / -S / -Z	X5G-Z / -S	ESG 4	ESG 5	ESG mini	HDG 2	ZSG 4	DSG 4	MSG 2	MNG
	8 - 50	3/8"	10		80 899 410											●

Screws Overview

Clamping screw for top jaws

▲ DIN EN ISO 4762 (1998-02)

Description	for width	G	J_{17}	price	Article no.	NCG	H5G / -S / -Z	X5G-Z / -S	ESG 4	ESG 5	ESG mini	HDG 2	ZSG 4	DSG 4	MSG 2	MNG
		M8x12			80 892 296	●	●					●	●			

Clamping screw with shallow head for top jaws

▲ see DIN7984 (1985-05)

Description	for width	G	J_{17}	price	Article no.	NCG	H5G / -S / -Z	X5G-Z / -S	ESG 4	ESG 5	ESG mini	HDG 2	ZSG 4	DSG 4	MSG 2	MNG
		M8x10			80 889 950	●	●					●	●		●	

Clamping screw for system jaws

▲ Price per piece

Description	for width	G	J_{17}	price	Article no.	NCG	H5G / -S / -Z	X5G-Z / -S	ESG 4	ESG 5	ESG mini	HDG 2	ZSG 4	DSG 4	MSG 2	MNG
		M12x20			80 890 630	●	●									
		M12x40			80 890 632	●	●									

Allen cap screw

▲ DIN 912

Description	for width	G	J_{17}	price	Article no.	NCG	H5G / -S / -Z	X5G-Z / -S	ESG 4	ESG 5	ESG mini	HDG 2	ZSG 4	DSG 4	MSG 2	MNG
		M12x45			80 899 124										●	●

Dowel screws

▲ Price for 2 pieces

Description	for width	G	J_{17}	price	Article no.	NCG	H5G / -S / -Z	X5G-Z / -S	ESG 4	ESG 5	ESG mini	HDG 2	ZSG 4	DSG 4	MSG 2	MNG
	100	M12x38	12		80 890 313	●			●							
	125 / 160	M16x55	16		80 890 314	●										

Dowel screw

▲ Price for 2 pieces

Description	for width	G	J_{17}	price	Article no.	NCG	H5G / -S / -Z	X5G-Z / -S	ESG 4	ESG 5	ESG mini	HDG 2	ZSG 4	DSG 4	MSG 2	MNG
	125	M12x45	12		80 895 019		●		●				●	●	●	●

Screws Overview

Clamping screw and T-Nuts

- ▲ For mounting the clamping claw
- ▲ Price per 2 pieces

Description	for width	G	J_{17}	price	Article no.	NCG	H5G / -S / -Z	X5G-Z / -S	ESG 4	ESG 5	ESG mini	HDG 2	ZSG 4	DSG 4	MSG 2	MNG
	12	M10			80 890 308	●	●		●		●	●	●	●	●	
	14	M12			80 890 309	●	●		●		●	●	●	●	●	
	16	M14			80 890 310	●	●		●		●	●	●	●	●	
	18	M16			80 890 311	●	●		●		●	●	●	●	●	

Clamping screws for round clamps, T-Nut

- ▲ incl. nut and washer
- ▲ Price per 2 Pieces

Description	for width	G	J_{17}	price	Article no.	NCG	H5G / -S / -Z	X5G-Z / -S	ESG 4	ESG 5	ESG mini	HDG 2	ZSG 4	DSG 4	MSG 2	MNG
	12	M10			80 899 112										●	●
	14	M12			80 899 114										●	●
	16	M12			80 899 116										●	●
	18	M12			80 899 118										●	●

Tenon incl. screw



- ▲ Price per 2 pieces

Description	for width	G	J_{17}	price	Article no.	NCG	H5G / -S / -Z	X5G-Z / -S	ESG 4	ESG 5	ESG mini	HDG 2	ZSG 4	DSG 4	MSG 2	MNG
	12	M6			80 898 412	●	●		●			●		●	●	
	14	M6			80 898 414	●	●		●			●		●	●	
	16	M6			80 898 416	●	●		●			●		●	●	
	18	M6			80 898 418	●	●		●			●		●	●	