CERATIZIT GROUP

The Catalogue

Workpiece clamping 2019

TEAM CUTTING TOOLS

CUTTING SOLUTIONS BY CERATIZIT · KOMET · WNT · KLENK

CERATIZIT is a high-tech engineering group specialised in tooling and hard material technologies.

Tooling the Future

www.ceratizit.com

Welcome!

Placing your order is quick and easy

Customer Service Centre

Freephone Number

UK: 0800 073 2073
Ireland: 1800 93 22 55

Freefax Number

UK: 0800 073 2074

E-Mail

info.uk@ceratizit.com

It couldn't be easier

Ordering via the Online Shop

http://cuttingtools.ceratizit.com

On-site technical support

Your Local Technical Sales Engineer

Your customer number

Tool + Service = Solution

On the latest technology

Technical Training

Our engineers are provided with constant training to keep them up to speed on all technical matters. We will gladly share this knowledge with you. Use our Service for the further education of your metal cutting technicians in the Technical Centre.

Intelligent Machining

Industry 4.0 with ToolScope

ToolScope is a modular assistance system for monitoring and optimizing machining processes. With it, we are the only company that offers not only the tools, but also the expertise and capabilities to master and improve processes throughout the entire machining process.

Competent advice also available on call

Application engineers with know-how

An application engineer is always available by phone to answer your application-specific questions. Even if they are not on-site with you, our experts are always ready to answer your questions. Use our Service by telephone Monday to Friday from 8.00 am – 6.30 pm. The Freephone number is 0800 073 2 073.

Ordered quickly, Available now, Delivered immediately

It couldn't be easier

Ordering via the Online Shop

In the Online Shop you can select and order your tool with a mouse click, 24 hours a day, 7 days a week. All your transactions including those in the past can be viewed clearly and easily in the online shop. Register and use our Service: **cuttingtools.ceratizit.com**

Your tool is ready!

High product availability thanks to state-of-the-art logistics

Why own stock? We take care of that for you! With the cutting-edge logistics center of the cutting tools industry, we guarantee that your order will be delivered promptly.

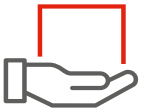

Where is my order right now?

Order Delivery Tracking

For those who do not want to lose sight of their order: With the shipment number you can track the current status of your order online – no matter how your order was placed.

Your competent partner on-site

Technical advice from your Technical Sales engineer

There is a simple reason why we like to support our customers: we want the best for them. And the best solutions are developed when we work together. Thanks to many years of practical experience our experts are able to quickly recognize your individual needs and assist you in optimizing your productivity.

Complete solutions from a single source

Criteria for selecting the clamping method – series 4 ESG 4/ZSG 4/DSG 4

- Workpiece and material
- Shape, dimensions and weight
- Surface
- Machining process/machine
- Sequence of machining processes
- Accuracies and tolerances
- Accessibility of the tools
- Volumes and batch sizes

The different sizes and low weight make series 4 components ideal for pallet automation and clamping towers.

Single clamping vice

The ESG 4 single vices impress with fast handle clamping, quick setting of the clamping range, a flat design and low weight.

→ Page 26

Centric vice

ZSG 4 centric vices, mechanical version with high precision and clamping force. Closed system with optimised chip flow for high process security.

→ Page 40

Double vice

The user-friendly DSG 4 clamping system guarantees consistently high precision and a wide application range.

→ Page 51

Table of contents

H5G-Z overview	2
Clamping systems overview	3
Toolfinder – Vices	4+5
Toolfinder – Clamping variants and clamping towers	6
Product programme	7–103
General top jaws overview	91–97
Workpiece supports overview	98+99
Accessories general overview	100
Clamping levers overview	101
Screws overview	102+103

WNT \ Performance

Premium quality tools for high performance.

The premium quality tools from the **WNT Performance** product line have been designed for specific applications and are distinguished by their outstanding performance. If you make high demands on the performance of your production and want to achieve the very best results, we recommend the Premium tools in this product line.

H5G-Z overview

1 Fast handle clamping with internal hex

2 Mechanical power transmission

3 Drawbar extension for quick change system

4 Scale

5 Sliding the movable fixed jaw

6 Optimal accessibility

7 infinitely variable clamping force adjustment

8 Versatile application range

9 Full encapsulation and quick adjustment



Clamping systems overview

Single clamping vice

- power booster systems NCG, HDG and H5G
- fixed jaw as reference
- high repeatability

High precision and force amplification

Centric vice

- symmetrical clamping
- very good accessibility for 5-sided machining
- part datum always centered
- high repeatability

High process security with encapsulated system

Multiple vice

- faster set up times
- multifunctional use
- optimum utilization of the machine table
- high repeatability

Increased machine uptime

Clamping variants

- Zero point clamping system
- Zero point clamping system grid plate

Reduction in setup times

Clamping Towers

- Double sided clamping tower
- Triangular clamping tower
- Cruciform clamping tower
- Cube clamping tower

A variety of clamping towers can be found in our online shop at cuttingtools.ceratizit.com

Automation made easy

Toolfinder clamping systems – Vices

	Type		Description	3 axis	5 axis	
Single clamping vice	NCG		▲ 160° quick clamping ▲ rapid installation and removal of the spindle assembly ▲ quick span adjustment	✓		
	NCG 5A		▲ 160° quick clamping ▲ for 5 axis machining ▲ quick span adjustment	✓	✓	
	H5G		▲ fast handle clamping ▲ 5 axis high power vice ▲ 100 % encapsulated	✓	✓	
	H5G -S		▲ fast handle clamping ▲ 5 axis high power vice ▲ 100 % encapsulated ▲ low height	✓	✓	
	H5G -Z		▲ fast handle clamping ▲ 5 axis high power vice ▲ 100 % encapsulated ▲ integrated pallet solution	✓	✓	
	ESG 4		▲ 100 % encapsulated ▲ precision base body ▲ high clamping force ▲ large clamping range	✓	✓	
	ESG mini		▲ 100 % encapsulated ▲ compact and precise ▲ fixed zero point ▲ hydraulic version also available	✓	✓	
	HDG 2		▲ mechanical power transmission ▲ clamping force with only one turn of the handle ▲ infinitely variable clamping force setting	✓		
Centric vice	ZSG 4		▲ ball bearing, backlash free spindle ▲ high precision, clamping force and process security ▲ repeatability ±0.01 mm	✓	✓	
	ZSG 3		▲ 100 % encapsulated ▲ quick jaw change	✓	✓	
Multiple vice	DSG 4		▲ fast assembly and disassembly ▲ flexible clamping system	✓	✓	
	MSG 2		▲ internal serration ▲ variable use	✓	✓	

Jaw width in mm	Body length in mm	max. clamping range in mm	cubic workpieces	assymetrical workpieces	round workpieces	max. clamping force in kN	Pages
100 125 160	305 390 530	245 343 506	✓	✓	✓	30 40 40	7–15
100 125	305 390	199 269	✓		✓	18 24	9–15
125	300	274	✓	✓	✓	40	16–25
125	265+300	274	✓	✓	✓	40	17–25
125	430 500 630	396 466 596	✓	✓	✓	40	18–25
80 125 160	214 362 480	192 308 324	✓	✓	✓	25 40 50	26–28
40 65 100	132 180 240	122 174 243	✓	✓	✓	12 20 40	29–36
100 125 160	342 400 544	278 338 470	✓		✓	30 40 60	37–39
80 125 160	130+190 160+300 280+480	121–185 163–303 134–465	✓	✓	✓	25 35 50	40–46
40 65	89 154	71 123	✓		✓	7 15	47–50
80 125	300 320+390+460 530+600+670+740	122 114+149+184 219+254+289+324	✓	✓	✓	25 40	51–53
65 90	220–650 400–650	538 538	✓		✓	25–50	54–60

Toolfinder clamping systems – Clamping variants and clamping towers

	Type		mechanical	pneumatic	magnetic	Comments	Pages
Zero point clamping system grid plate	**MNG**		✓			All round plate for all machine tables	63–74
Multi-adapter pallets	**PNG**			✓		Process security thanks to self-locking mechanism	75–90
	MST				✓	For complex workpieces	
Clamping Towers			✓			Increased machine uptime	

Manual machine vice

Drilling machine vice	**HSG**		✓			fast jaw adjustment, compact and precise	61+62

This article can be found in our online shop at cuttingtools.ceratizit.com



NC-quick clamping vice with standard jaw

- ▲ Fast 160° handle clamping
- ▲ Rapid installation and removal of the spindle assembly
- ▲ S = powerstroke

Scope of supply:

NC-quick vice, including 4 clamping claws, 2 standard reversible jaws (one side smooth, one side serrated), clamping levers including operating accessories, without clamping screws.

NCG

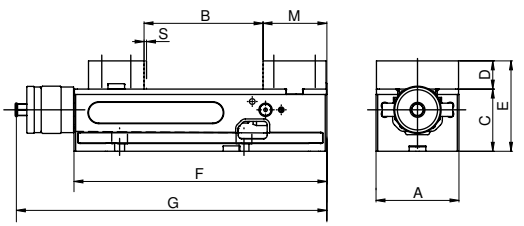

A mm	B mm	C -0,02 mm	D mm	E mm	F mm	G mm	M mm	S mm	Clamping force kN	kg	Article no. 80 890 ...
100	0 - 155	75	34	109	305	374	77	2,5	4 - 30	19,5	**600**
125	0 - 212	100	39	139	390	457	89	3,0	4 - 40	35,0	**625**
160	0 - 314	115	49	164	530	600	108	3,0	4 - 40	70,0	**660**

Vice guide

Underside Dimensions	10	System accessories	12–15
MNG/PNG zero point clamping system	63–78	General accessories	91–103

NC-quick clamping vice with combination jaw

- ▲ Fast 160° handle clamping
- ▲ Rapid installation and removal of the spindle assembly
- ▲ S = powerstroke

Scope of supply:

NC-quick vice, including 4 clamping claws, 2 standard reversible jaws (one side smooth, one side serrated), clamping levers including operating accessories, without clamping screws.

NCG

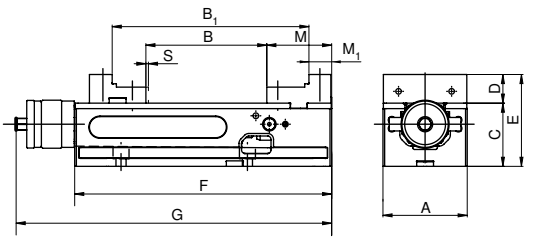

A mm	B mm	B_1 mm	$C_{-0,02}$ mm	D mm	E mm	F mm	G mm	M mm	M_1 mm	S mm	Clamping force kN	kg	Article no. 80 890 ...
100	0 - 155	91 - 245	75	34	109	305	374	77	27	2,5	4 - 30	19	**602**
125	0 - 212	96 - 307	100	39	139	390	457	89	39	3,0	4 - 40	34	**627**
160	0 - 314	113 - 426	115	49	164	530	600	108	52	3,0	4 - 40	68	**662**

NC-quick clamping vice with adapter and pendulum jaws

- ▲ Fast 160° lever clamping
- ▲ Rapid installation and removal of the spindle assembly
- ▲ S = powerstroke
- ▲ Simple raw part clamping
- ▲ Free positioning of the 6-face reversible jaw which can be found in the accessories

Scope of supply:

NC-quick vice (type NCG base body) with 1 fixed adapter plate and 1 pendulum jaw, clamping lever including operating accessories, 4 clamping claws, without 6-face indexable jaws

NCG

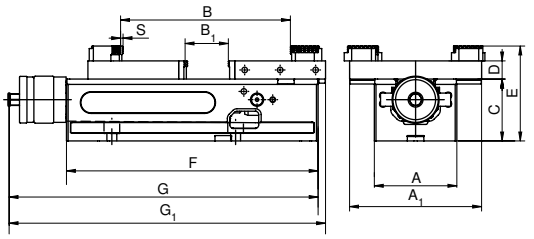

A mm	A_1 mm	B mm	B_1 mm	$C_{-0,02}$ mm	D mm	E mm	F mm	G mm	G_1 mm	S mm	Clamping force kN	kg	Article no. 80 890 ...
100	160	10 - 230	0 - 77	75	22	115	305	374	383	2,5	4 - 30	19	**636**
125	192	16 - 343	0 - 152	100	22	140	390	457	478	3,0	4 - 40	34	**637**
160	256	15 - 506	0 - 237	115	22	155	530	600	631	3,0	4 - 40	68	**638**

Vice guide

Underside Dimensions	10	System accessories	12–15
MNG/PNG zero point clamping system	63–78	General accessories	91–103

NC quick vice 5A with high support jaws

- Fast 160° handle clamping
- Rapid installation and removal of the spindle assembly
- S = powerstroke
- Ideally suited to 5-axis machining due to optimum accessibility
- Reversible jaws for clamping range extension
- 100 mm base body has 2 slots for moving the fixed jaw
- 125 mm base body has 3 slots for moving the fixed jaw

Scope of supply:

NC quick clamping vice incl. 2 high base jaws, 2 'grip' stepped jaws 5 mm, 1 clamping lever, 4 clamping claws, without clamping screws.

NCG 5A

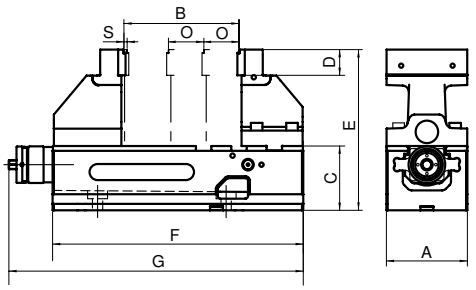

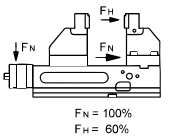

A mm	B mm	C mm	D mm	E mm	F mm	G mm	O mm	S mm	Clamping force kN	kg	Article no. 80 890 ...
100	6 - 127	75	35	200	305	374	50	2,5	4 - 18 (30)	21,5	**605**
125	6 - 179	100	40	250	390	457	55	3,0	4 - 24 (40)	42,0	**635**

Vice guide

Underside Dimensions	10	Structural dimension tables for the different jaws	11
System accessories	12–15	MNG/PNG zero point clamping system	63–78
General accessories	91–103		

NCG underside dimensions

Base width 100 mm NCG

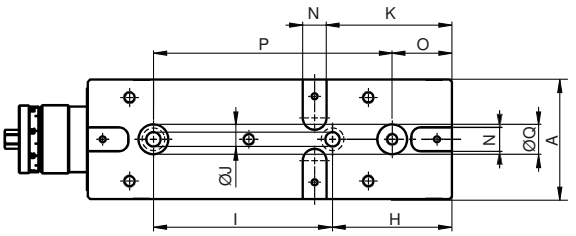

A mm	H mm	I ±0,015 mm	J F7 mm	K mm	N H7 mm	O mm	P ±0,015 mm	Q H7 mm
100	100	150	12	105	20	50	200	25

Base width 125 mm NCG

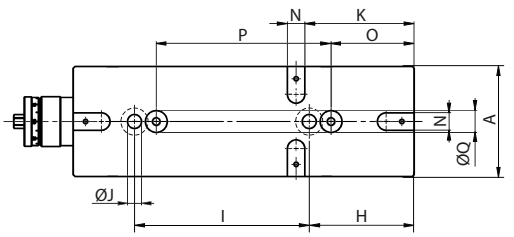

A mm	H mm	I ±0,015 mm	J F7 mm	K mm	N H7 mm	O mm	P ±0,015 mm	Q H7 mm
125	120	200	16	125	20	95	200	25

Base width 160 mm NCG

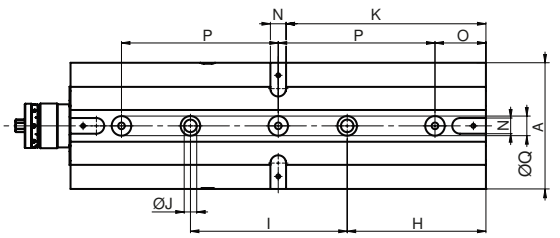

A mm	H mm	I ±0,015 mm	J F7 mm	K mm	N H7 mm	O mm	P ±0,015 mm	Q H7 mm
160	177	200	16	255	20	65	200	25

NCG 5A structural dimension table for different jaw arrangements

NCG 5A 100

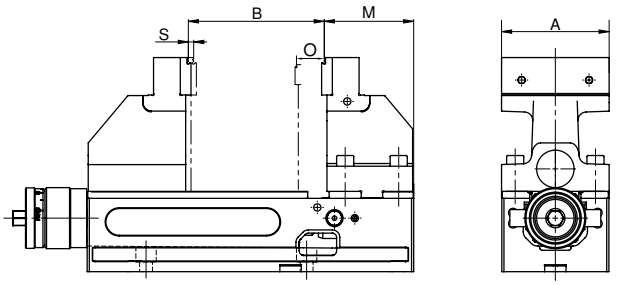

A mm	B mm	M mm	O mm	S mm
100	6 - 127	84,5	50	2,5

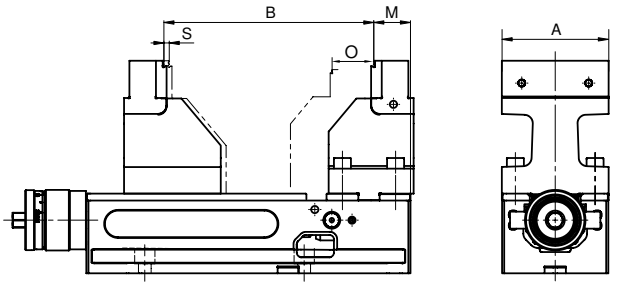

A mm	B mm	M mm	O mm	S mm
100	97 - 199	34,5	50	2,5

NCG 5A 125

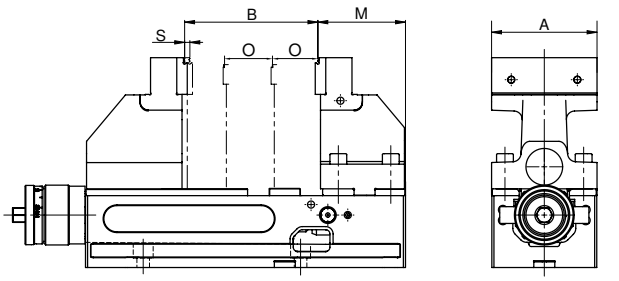

A mm	B mm	M mm	O mm	S mm
125	6 - 182	91	55	3

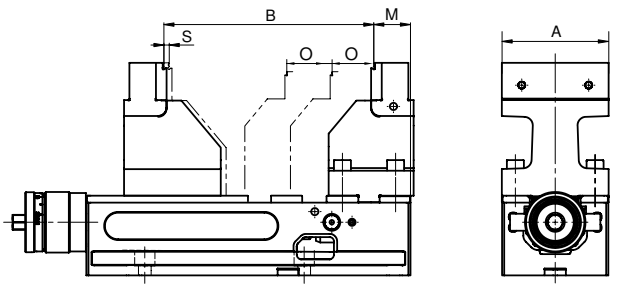

A mm	B mm	M mm	O mm	S mm
125	117 - 269	36	55	3

System jaws overview

Standard reversible jaw, fixed

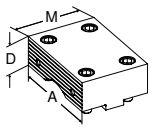

- 1 side smooth, 1 side grooved
- includes fixing bolts
- price per piece

Description	A	A_1	D	D_1	M	M_1	Price	Article No.	Type association								
									NCG	H5G / -S / -Z	ESG 4	ESG mini	HDG 2	ZSG 4	ZSG 3	DSG 4	MSG 2
100		34		76				80 890 323	●								
125		39		88				80 890 324	●								
160		49		108				80 890 325	●								

Standard reversible jaw, movable

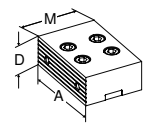

- 1 side smooth, 1 side grooved
- includes fixing bolts
- price per piece

Description	A	A_1	D	D_1	M	M_1	Price	Article No.	Type association								
									NCG	H5G / -S / -Z	ESG 4	ESG mini	HDG 2	ZSG 4	ZSG 3	DSG 4	MSG 2
100		34		67				80 890 327	●								
125		39		82				80 890 328	●								
160		49		108				80 890 329	●								

Combi reversible jaw, fixed

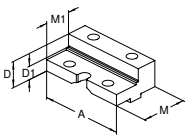

- for the extension of the clamping range
- jaws hardened
- includes fixing bolts
- price per piece

Description	A	A_1	D	D_1	M	M_1	Price	Article No.	Type association								
									NCG	H5G / -S / -Z	ESG 4	ESG mini	HDG 2	ZSG 4	ZSG 3	DSG 4	MSG 2
100		34	23	76	50			80 890 343	●			●					
125		39	25	88	50			80 890 344	●								
160		49	28	108	56			80 890 342	●								

Combi reversible jaw, movable

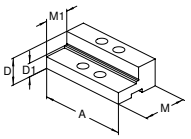

- for the extension of the clamping range
- jaws hardened
- includes fixing bolts
- price per piece

Description	A	A_1	D	D_1	M	M_1	Price	Article No.	Type association								
									NCG	H5G / -S / -Z	ESG 4	ESG mini	HDG 2	ZSG 4	ZSG 3	DSG 4	MSG 2
100		34	23	67	40			80 890 347	●			●					
125		39	25	82	45			80 890 348	●								
160		49	28	108	56			80 890 346	●								

Soft jaw, steel, fixed

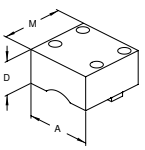

- for the production of form jaws
- without fixing bolts
- price per piece

Description	A	A_1	D	D_1	M	M_1	Price	Article No.	Type association								
									NCG	H5G / -S / -Z	ESG 4	ESG mini	HDG 2	ZSG 4	ZSG 3	DSG 4	MSG 2
100		50		95				80 890 763	●								
125		50		110				80 890 764	●								

Soft jaw, steel, movable

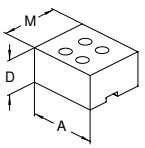

- for the production of form jaws
- without fixing bolts
- price per piece

Description	A	A_1	D	D_1	M	M_1	Price	Article No.	Type association								
									NCG	H5G / -S / -Z	ESG 4	ESG mini	HDG 2	ZSG 4	ZSG 3	DSG 4	MSG 2
100		50		85				80 890 767	●								
125		50		100				80 890 768	●								

System jaws overview

5A carrier jaw, fixed

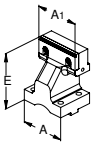

- ▲ Price per piece
- ▲ with stepped grip jaw, 5 mm

Description	A	A_1	D	D_1	E	M	Price	Article No.	Type association								
									NCG	H5G / -S / -Z	ESG 4	ESG mini	HDG 2	ZSG 4	ZSG 3	DSG 4	MSG 2
	100	**100**			**125**			**80 890 364**	●								
	125	**125**			**150**			**80 890 366**	●								

5A carrier jaw, movable

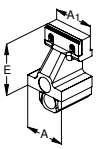

- ▲ price per piece
- ▲ with stepped grip jaw, 5 mm

A	A_1	D	D_1	E	M	Price	Article No.	NCG	H5G / -S / -Z	ESG 4	ESG mini	HDG 2	ZSG 4	ZSG 3	DSG 4	MSG 2
100	**100**			**125**			**80 890 365**	●								
125	**125**			**150**			**80 890 367**	●								

Pendulum jaw, movable

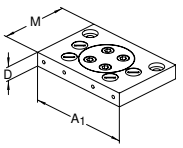

- ▲ for holding 6-way reversible jaws
- ▲ price per piece
- ▲ incl. 6 cover screws (with A = 100 mm, 4 pieces)

A	A_1	D	D_1	E	M	Price	Article No.	NCG	H5G / -S / -Z	ESG 4	ESG mini	HDG 2	ZSG 4	ZSG 3	DSG 4	MSG 2
100	**160**	**22**			**110**		**80 890 322**	●			●					
125	**192**	**22**			**130**		**80 890 338**	●								
160	**256**	**22**			**170**		**80 890 340**	●								

Fixed adaptor jaw

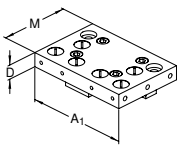

- ▲ for holding 6-way reversible jaws
- ▲ price per piece
- ▲ incl. 6 cover screws

A	A_1	D	D_1	E	M	Price	Article No.	NCG	H5G / -S / -Z	ESG 4	ESG mini	HDG 2	ZSG 4	ZSG 3	DSG 4	MSG 2
100	**160**	**22**			**110**		**80 890 321**	●								
125	**192**	**22**			**130**		**80 890 337**	●								
160	**256**	**22**			**170**		**80 890 339**	●								

6 function indexable jaw

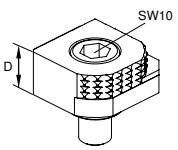

- ▲ 1 = smooth, carbide coated
- ▲ 2 = grip with 3 mm step
- ▲ 3 = grip with 8 mm step
- ▲ 4 = grip with 18 mm step
- ▲ 5 = rough grip with 8 mm step
- ▲ 6 = Round grip
- ▲ M_{max} = 60 Nm
- ▲ including fixation screws

A	A_1	D	D_1	E	M	Price	Article No.	NCG	H5G / -S / -Z	ESG 4	ESG mini	HDG 2	ZSG 4	ZSG 3	DSG 4	MSG 2
		18					**80 892 246**	●	●	●	●		●		●	

System accessories overview

Spindle body

▲ For the conversion of the NCG 5AC into an NCG vice

NCG | NCG 5A

for width mm	Article no. 80 890 ...
100	385
125	387
160	389

Protection plate

▲ for moving standard and combi reversible jaw

NCG

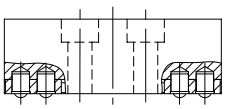

for width mm	Article no. 80 890 ...
100	010
125	012
160	013

Drawbar extension

▲ For connecting 2 NCG vices

NCG | NCG 5A

for width mm	B mm	Article no. 80 890 ...
100	305 - 460	460
125	390 - 602	470

Spring Loaded Locator

NCG

for width mm	Article no. 80 890 ...
100/125	008
160	014

Cover plate set

NCG | NCG 5AC

for width mm	Article no. 80 890 ...
100	442
125	443
160	444

Carrying handle

▲ for simple and safe transporting

Scope of supply:
1 piece Hand grip including fixing bolts

NCG | NCG 5AC

for width mm	Article no. 80 890 ...
100/125	685

System accessories overview

Clamping lever

▲ including control accessories

NCG | H5G | NCG 5A

for width mm	SW mm	Article no. 80 890 ...
100/125/160	14	501

High-speed operation device

▲ For faster span adjustment with removable grip

NCG | NCG 5AC

for width mm	Article no. 80 890 ...
100	550
125/160	551



5-axis vice with quick adjustment, 174 mm height

- Crank handle quick clamping
- Vice with quick span adjustment
- 100 % encapsulated
- Vice with longitudinal and transverse grooves 20 H7 and alignment holes Ø 12 F7

Scope of supply:

Vice incl. 4 clamping claws, hand crank and clamping wrench, without system jaws.

H5G

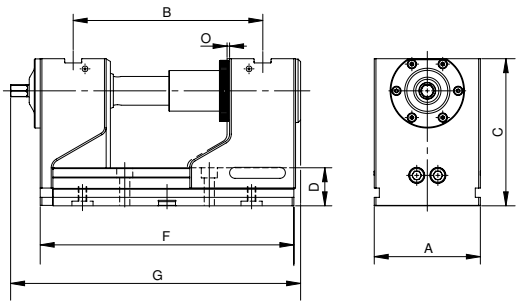

A mm	B mm	C mm	D mm	F mm	G mm	O mm	Clamping force kN	kg	Article no. 80 898 ...
125	97 - 223	174	45	300	336,5	1	40	30,2	**125**

Vice guide

Underside Dimensions	20	Structural dimension tables for the different jaws	21
System accessories	23–25	MNG/PNG zero point clamping system	63–78
General accessories	91–103		

5 axis high power vice, long version, 174 mm height

H5G

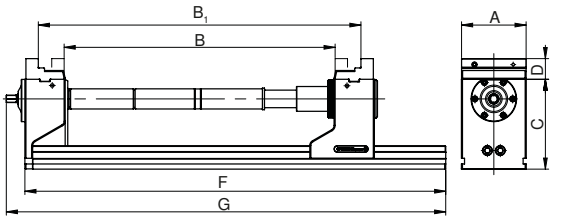

A mm	C mm	D mm	F mm	G mm	Clamping force kN
125	174	40	815	851	40

B	B_1	Article no.
0 – 126	123 – 251	80 898 125
125 – 252	248 – 374	80 898 125 + 80 898 826
250 – 376	372 – 499	80 898 125 + 80 898 827
375 – 501	498 – 624	80 898 125 + 80 898 826 + 80 898 827
500 – 626	622 – 749	80 898 125 + 2 x 80 898 827

The H5G 125 mm can be extended by a maximum of 250 mm with 2 extensions. The extension results in approximately 10 % loss of clamping force.
Base plate available in long version with the desired hole pattern on request.

5-Axis vice with quick adjustment, 125 mm height

- Crank handle quick clamping
- Vice with quick span adjustment
- 100 % encapsulated
- Length F = 300 mm with Ø 25 H7 centering
- Length F = 265 mm with Ø 32 H6
- Vice with longitudinal and transverse grooves 20 H7 and alignment holes Ø 12 F7

Scope of supply:
Vice including 4 clamping claws, clamping handle and keys but without jaws.

H5G -S

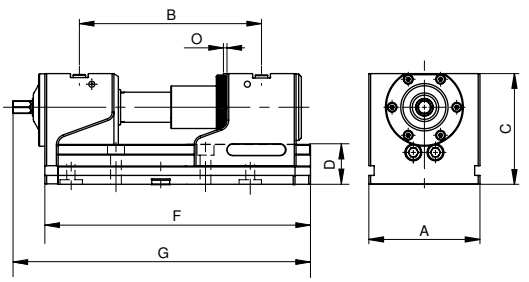

A mm	B mm	C mm	D mm	F mm	G mm	O mm	Clamping force kN	kg	Article no. 80 898 ...
125	97 - 186	125	45	265	301,5	1	40	21,0	**123** [1]
125	97 - 223	125	45	300	336,5	1	40	22,6	**124**

1) not standardised

Vice guide

Underside Dimensions	20	Structural dimension tables for the different jaws	21
System accessories	23–25	MNG/PNG zero point clamping system	63–78
General accessories	91–103		

5 axis high power vice, long version, 125 mm height

H5G -S

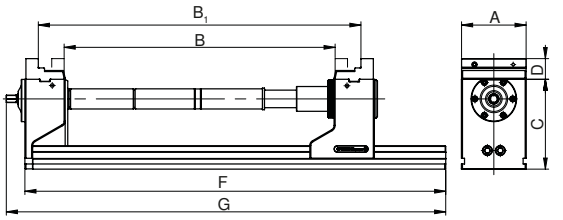

A mm	C mm	D mm	F mm	G mm	Clamping force kN
125	125	40	815	851	40

B	B_1	Article no.
0 – 126	123 – 250	80 898 124
125 – 251	248 – 374	80 898 124 + 80 898 826
250 – 376	372 – 499	80 898 124 + 80 898 827
375 – 501	498 – 624	80 898 124 + 80 898 826 + 80 898 827
500 – 626	622 – 749	80 898 124 + 2 x 80 898 827

The H5G-S 125 mm can be extended by a maximum of 250 mm with 2 extensions. The extension results in approximately 10 % loss of clamping force.
Base plate available in long version with the desired hole pattern on request.

5-Axis vice with movable fixed jaw

- Crank handle quick clamping
- Vice with quick span adjustment
- 100 % encapsulated
- Clamping on the machine table is possible with MNG/PNG, directly through the base body or with T-nuts using an alignment set

Scope of supply:

Incl. clamping key with hexagonal pin insert, without clamping claws and drawbar extension

H5G -Z

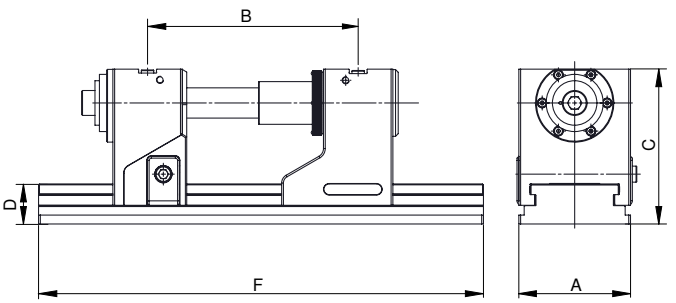

A mm	$B_{\pm 0,015}$ mm	C mm	D mm	F mm	SW mm	Clamping force kN	kg	Article no. 80 907 ...
125	131 - 352	174	45	430	14	40	36,0	**125**
125	131 - 422	174	45	500	14	40	38,5	**126**
125	131 - 552	174	45	630	14	40	43,0	**127**

Maximum clamping ranges only possible with the use of additional drawbar extensions, see → **Page 25.**

Vice guide

Underside Dimensions	20	Structural dimension tables for the different jaws	22
System accessories	23–25	MNG/PNG zero point clamping system	63–78
General accessories	91–103		

H5G-Z clamping ranges

Combi reversible jaws 80 898 225 + stepped jaw 80 907 302	Base body 430 mm		Base body 500 mm		Base body 630 mm	
	min.	max.	min.	max.	min.	max.
H5G-Z/430	14	139				
H5G-Z/430 + Drawbar extension 125 mm	139	235				
H5G-Z/500			14	139		
H5G-Z/500 + Drawbar extension 125 mm			139	264		
H5G-Z/500 + Drawbar extension 250 mm			264	305		
H5G-Z/630					14	139
H5G-Z/630 + Drawbar extension 125 mm					139	264
H5G-Z/630 + Drawbar extension 250 mm					264	389
H5G-Z/630 + Drawbar extension 125 mm + 250 mm					389	435

Combi reversible jaws 80 898 225 in VS position (turned)	Base body 430 mm		Base body 500 mm		Base body 630 mm	
	min.	max.	min.	max.	min.	max.
H5G-Z/430	157	282				
H5G-Z/430 + Drawbar extension 125 mm	282	378				
H5G-Z/500			157	282		
H5G-Z/500 + Drawbar extension 125 mm			282	407		
H5G-Z/500 + Drawbar extension 250 mm			407	448		
H5G-Z/630					157	282
H5G-Z/630 + Drawbar extension 125 mm					282	407
H5G-Z/630 + Drawbar extension 250 mm					407	532
H5G-Z/630 + Drawbar extension 125 mm + 250 mm					532	578

Drawbar extensions can be found on → **Page 25**

H5G/H5G-Z underside dimensions

Base width 125 mm and 300 mm length

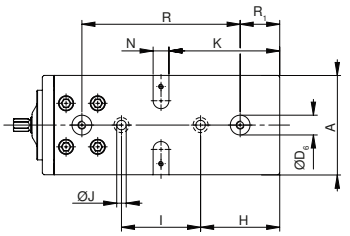

A mm	D6 H7 mm	H mm	I ±0,015 mm	Ø J F7 mm	K mm	N H7 mm	R ±0,015 mm	R1 mm
125	25	100	100	12	140	20	200	50

Base width 125 mm and 430 mm length

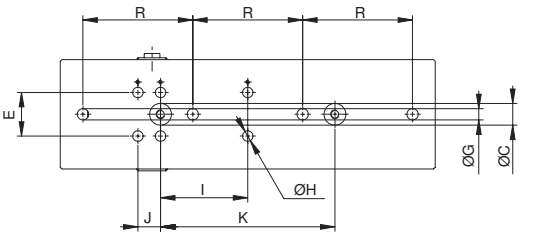

E ±0,01 mm	R ±0,3 mm	J mm	I ±0,015 mm	K ±0,015 mm	Ø H H7 mm	Ø G mm	Ø C H6 mm
50	126	26	100	200	12	13	25

Base width 125 mm and 265 mm length

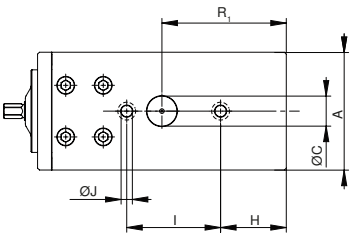

A mm	Ø C H6 mm	H mm	I ±0,015 mm	Ø J F7 mm	R1 mm
125	32	70	100	12	132,5

H5G with 265 mm length is not compatible with MNG

Base width 125 mm and 500 mm length

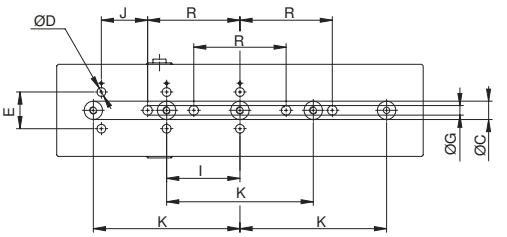

E ±0,01 mm	R ±0,3 mm	I ±0,015 mm	K ±0,015 mm	J mm	Ø G mm	Ø C H6 mm	Ø D H7 mm
50	126	100	200	63	13	25	12

Base width 125 mm and 630 mm length

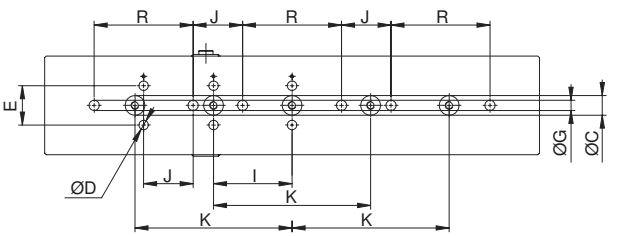

E ±0,01 mm	R ±0,3 mm	J mm	I ±0,015 mm	K ±0,015 mm	Ø G mm	Ø C H6 mm	Ø D H7 mm
50	126	63	100	200	13	25	12

H5G/H5G-S structural dimension table for the different jaws

with combi jaws

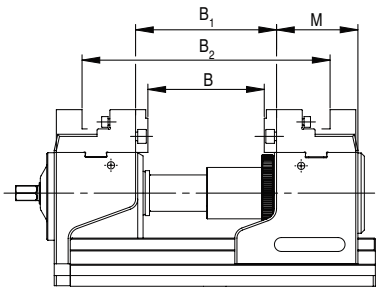

B mm	B1 mm	B2 mm	M mm
0 - 126	22 - 149	123 - 249	76

H5G-S

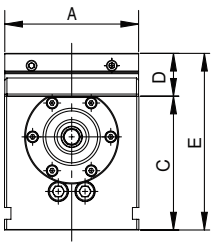

A mm	C mm	D mm	E mm
125	125	40	165

H5G

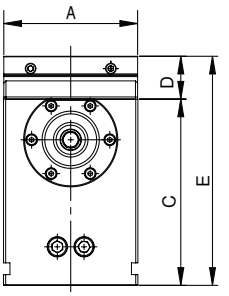

A mm	C mm	D mm	E mm
125	174	40	214

with top jaws

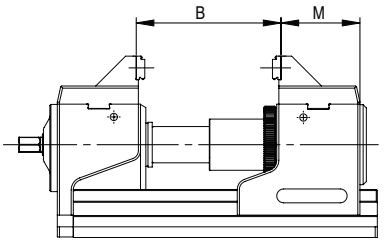

B mm	M mm
27 - 153	74

H5G-S

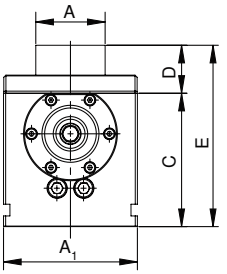

A mm	A1 mm	C mm	D mm	E mm
65	125	125	45	170

H5G

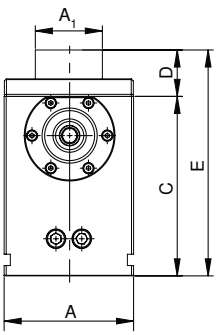

A mm	A1 mm	C mm	D mm	E mm
125	65	174	45	219

with soft jaws

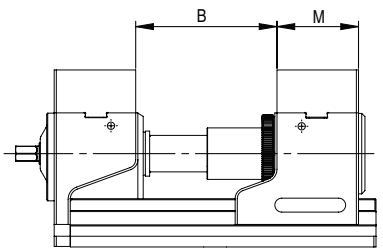

B mm	M mm
27 - 153	76

H5G-S

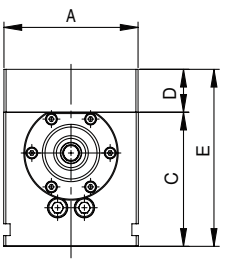

A mm	C mm	D mm	E mm
125	125	40	165

H5G

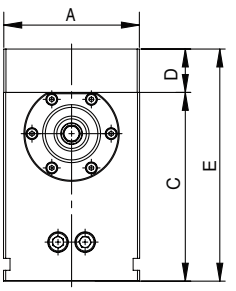

A mm	C mm	D mm	E mm
125	174	40	214

with pendulum and adapter plate

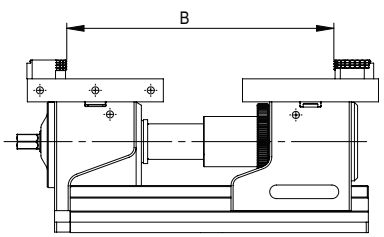

B mm
17 - 274

H5G-S

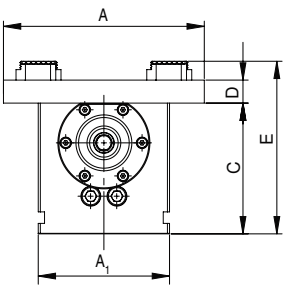

A mm	A1 mm	C mm	D mm	E mm
192	125	125	22	165

H5G

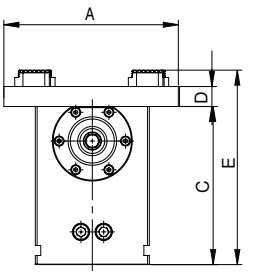

A mm	C mm	D mm	E mm
192	174	22	214

H5G-Z structural dimension table for the different jaws

with combi jaws

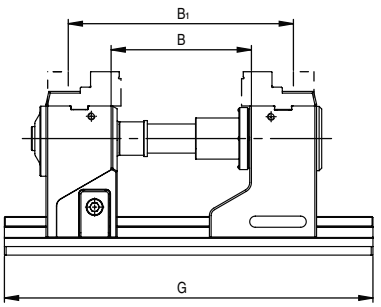

B mm	B_1 mm	G mm
14 - 139	157 - 282	430

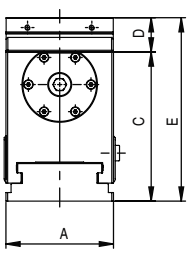

A mm	C mm	D mm	E mm
125	174	40	214

Clamping ranges also apply to 500 mm and 630 mm base bodies. Extended clamping ranges with drawbar extension possible.

with top jaws

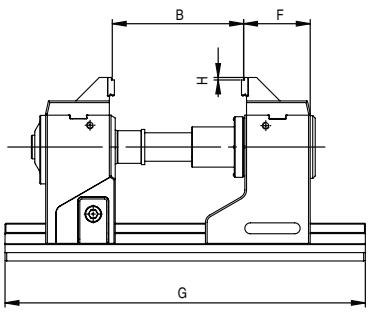

B mm	F mm	G mm	H mm
50 - 175	79,5	430	3

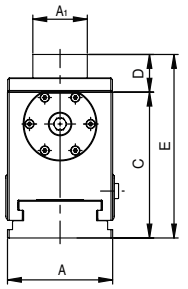

A mm	A_1 mm	C mm	D mm	E mm
125	65	174	40	214

with soft jaws

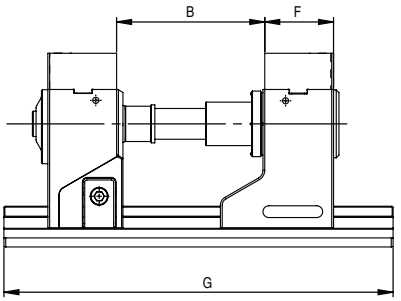

B mm	G mm	F mm
57 - 182	430	76

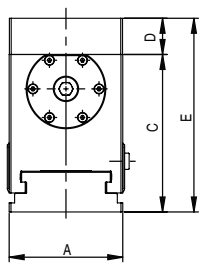

A mm	C mm	D mm	E mm
125	174	40	214

with pendulum and adapter plate

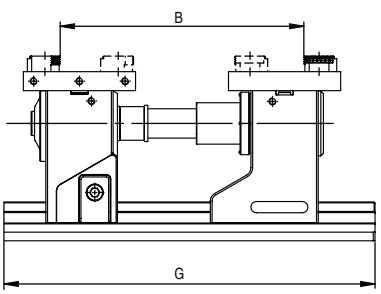

B mm	G mm
11 - 300	430

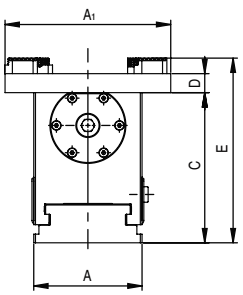

A mm	A_1 mm	C mm	D mm	E mm
125	192	174	22	214

System jaws overview

5A stepped top jaw

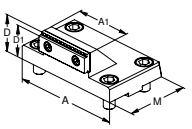

- ▲ including 125/65 mm attachment and 3 mm grip step
- ▲ price per piece

Description	A	A_1	D	D_1	E	M	Price	Article No.	Type association: NCG	H5G / -S / -Z	ESG 4	ESG mini	HDG 2	ZSG 4	ZSG 3	DSG 4	MSG 2
	125	**65**	**45**	**42**		**76**		**80 898 325**		●							

Combi reversable jaw

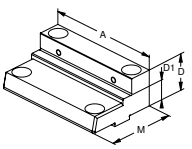

- ▲ to extend the clamping range
- ▲ price per piece

Description	A	A_1	D	D_1	E	M	Price	Article No.	Type association: NCG	H5G / -S / -Z	ESG 4	ESG mini	HDG 2	ZSG 4	ZSG 3	DSG 4	MSG 2
	125		**40**	**22**		**76**		**80 898 225**		●							

Soft Alu-jaw

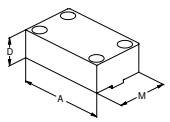

- ▲ for producing shaped jaws
- ▲ price per piece

Description	A	A_1	D	D_1	E	M	Price	Article No.	Type association: NCG	H5G / -S / -Z	ESG 4	ESG mini	HDG 2	ZSG 4	ZSG 3	DSG 4	MSG 2
	125		**40**			**76**		**80 898 625**		●							

Pendulum jaw, movable

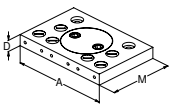

- ▲ to accommodate 6-way reversible jaws
- ▲ price per piece

Description	A	A_1	D	D_1	E	M	Price	Article No.	Type association: NCG	H5G / -S / -Z	ESG 4	ESG mini	HDG 2	ZSG 4	ZSG 3	DSG 4	MSG 2
	192		**22**			**130**		**80 898 525**		●							

Adapter plate

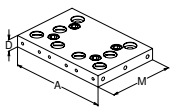

- ▲ to accommodate 6-way reversible jaws
- ▲ price per piece

Description	A	A_1	D	D_1	E	M	Price	Article No.	Type association: NCG	H5G / -S / -Z	ESG 4	ESG mini	HDG 2	ZSG 4	ZSG 3	DSG 4	MSG 2
	192		**22**			**130**		**80 898 425**		●							

6 function indexable jaw

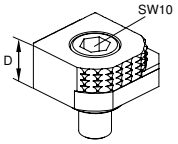

- ▲ 1 = smooth, carbide coated
- ▲ 2 = grip with 3 mm step
- ▲ 3 = grip with 8 mm step
- ▲ 4 = grip with 18 mm step
- ▲ 5 = rough grip with 8 mm step
- ▲ 6 = Round grip
- ▲ M_{max} = 60 Nm
- ▲ including fixation screws

Description	A	A_1	D	D_1	E	M	Price	Article No.	Type association: NCG	H5G / -S / -Z	ESG 4	ESG mini	HDG 2	ZSG 4	ZSG 3	DSG 4	MSG 2
			18					**80 892 246**	●	●	●	●		●		●	

System jaws overview

Description	A	D	D_1	D_2	M	M_1	Price	Article No.	Type association								
									NCG	H5G / -S / -Z	ESG 4	ESG mini	HDG 2	ZSG 4	ZSG 3	DSG 4	MSG 2
5A – Top jaw																	
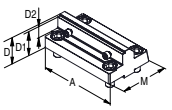 ▲ improved accessibility through tapered rear section ▲ price per piece	**125**	**40**	**37**	**18**	**78**			**80 907 300**		●							

6 face jaw system for 125 mm jaw width

Scope of supply:

2 System jaws with 2 pairs of transverse jaws in T-slot guidance incl. fixing screws

H5G	H5G -S	H5G -Z

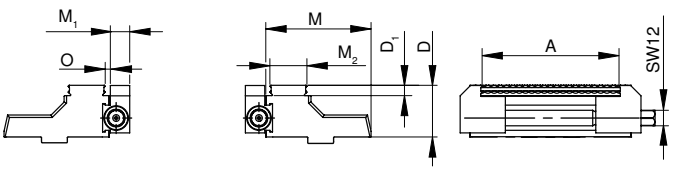

for width mm	A mm	D mm	D_1 mm	M mm	M_1 mm	M_2 mm	O mm	kg	Article no. 80 898 ...
125	37 - 101	40	8	81,5	15	28,7	3,2	4,5	**230**

System accessories overview

Movable fixed jaw

▲ price per piece

H5G -Z

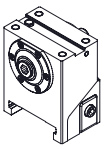

for width mm	Article no. 80 907 ...
125	301 [1]

1) Not ex-stock

Drawbar

▲ Incl. anti-rotation

H5G | H5G -S | H5G -Z

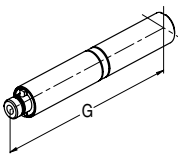

for width mm	G mm	Article no. 80 898 ...
125	125	826
125	250	827

Protection plugs

▲ price per piece

H5G -Z

D_1 mm	Article no. 80 907 ...
19	501

Base plate to extend

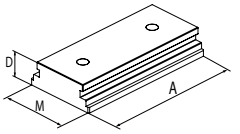

A mm	D mm	M mm	Article no. 80 898 ...
250	45	125,5	725

Anti-twist plate

H5G

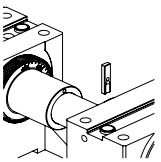

Article no. 80 898 ...
024

Clamping lever

▲ including control accessories

NCG | H5G | NCG 5A

for width mm	SW mm	Article no. 80 890 ...
100/125/160	14	501

Hand crank

▲ for fast adjustment

for width mm	SW mm	H5G-Z Article no. 80 907 ...	H5G-S Article no. 80 898 ...	H5G Article no. 80 898 ...
125	14	500	026	025



Single vice without system jaws

- ▲ Fast 160° handle clamping
- ▲ Rapid installation and removal of the spindle assembly
- ▲ ±0.01 mm repeatability (±0.015 mm when A = 160 mm)

Scope of supply:

ESG 4 single vice without system jaws and clamping key

ESG 4

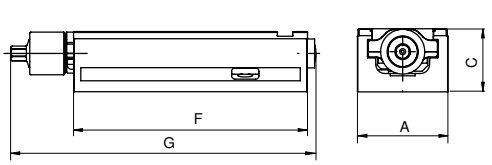

A mm	C -0,02 mm	F mm	G mm	Clamping force kN	kg	SW mm	clamping range mm	Article no. 80 901 ...
80	55	214	284	25	5,0	12	0-192	**080**
125	60	362	433	40	15,0	14	0-308	**125**
160	70	480	559	50	28,5	14	0-434	**160**

Vice guide

System accessories	27+28	MNG/PNG zero point clamping system	63–78
General accessories	91–103		

System jaws overview

Indexable jaw, grip 3 mm, fixed

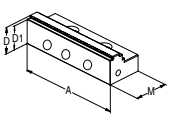

▲ price per piece

Description	A	A_1	D	D_1	M	M_1	Price	Article No.	NCG	H5G / -S / -Z	ESG 4	ESG mini	HDG 2	ZSG 4	ZSG 3	DSG 4	MSG 2
	80		28	25	40			80 901 306			●					●	
	125		40	37	66			80 901 302			●					●	
	160		50	47	81			80 901 300			●						

Indexable jaw, grip 3 mm, movable

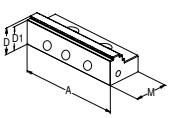

▲ price per piece

Description	A	A_1	D	D_1	M	M_1	Price	Article No.	NCG	H5G / -S / -Z	ESG 4	ESG mini	HDG 2	ZSG 4	ZSG 3	DSG 4	MSG 2
	125		40	37	66			80 901 303			●					●	

Indexable jaw, grip 3 mm, movable

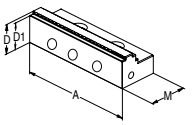

▲ price per piece

Description	A	A_1	D	D_1	M	M_1	Price	Article No.	NCG	H5G / -S / -Z	ESG 4	ESG mini	HDG 2	ZSG 4	ZSG 3	DSG 4	MSG 2
	80		28	25	40			80 878 810			●			●		●	
	160		50	47	81			80 878 610			●			●			

Block jaw, fixed

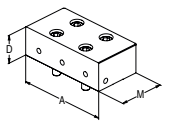

▲ price per piece

Description	A	A_1	D	D_1	M	M_1	Price	NEW	Article No.	NCG	H5G / -S / -Z	ESG 4	ESG mini	HDG 2	ZSG 4	ZSG 3	DSG 4	MSG 2
	80		28		40				80 901 31200			●						
	125		40		66				80 901 31400			●						
	160		50		81				80 901 31600			●						

Block jaw, movable

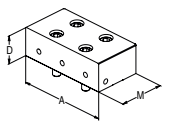

▲ price per piece

Description	A	A_1	D	D_1	M	M_1	Price	NEW	Article No.	NCG	H5G / -S / -Z	ESG 4	ESG mini	HDG 2	ZSG 4	ZSG 3	DSG 4	MSG 2
	80		28		40				80 901 31300			●			●		●	
	125		40		66				80 901 31500			●					●	
	160		50		81				80 901 31700			●			●			

Alu jaw, fixed

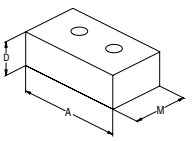

▲ for producing shaped jaws
▲ price per piece

Description	A	A_1	D	D_1	M	M_1	Price	Article No.	NCG	H5G / -S / -Z	ESG 4	ESG mini	HDG 2	ZSG 4	ZSG 3	DSG 4	MSG 2
	80		28		48			80 901 307			●						
	125		40		68			80 901 304			●						
	160		50		85			80 901 301			●						

Alu jaw

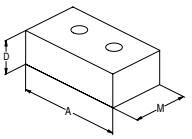

▲ for producing shaped jaws
▲ price per piece

Description	A	A_1	D	D_1	M	M_1	Price	Article No.	NCG	H5G / -S / -Z	ESG 4	ESG mini	HDG 2	ZSG 4	ZSG 3	DSG 4	MSG 2
	80		28		48			80 878 850			●			●		●	
	125		40		68			80 878 550			●			●		●	
	160		50		85			80 878 305			●			●			

System jaws overview

Reversible grip jaw, width 40 mm, fixed

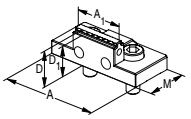

- price per piece
- double-sided grip step

for width	A	A_1	D	D_1	M	Price	Article No.	NCG	H5G / -S / -Z	ESG 4	ESG mini	HDG 2	ZSG 4	ZSG 3	DSG 4	MSG 2
80	80	40	28	25	40		80 901 308			●						

Indexable grip jaw 3 mm, width 40 mm, movable

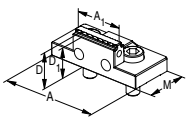

- price per piece

for width	A	A_1	D	D_1	M	Price	Article No.	NCG	H5G / -S / -Z	ESG 4	ESG mini	HDG 2	ZSG 4	ZSG 3	DSG 4	MSG 2
80	80	40	28	25	40		80 878 840			●			●			

5-axis reversible grip jaw, width 65 mm, fixed

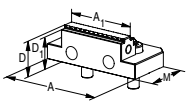

- price per piece
- double sided grip step

for width	A	A_1	D	D_1	M	Price	Article No.	NCG	H5G / -S / -Z	ESG 4	ESG mini	HDG 2	ZSG 4	ZSG 3	DSG 4	MSG 2
125	125	65	33	30	57		80 901 305			●						

5-axis indexable jaw, grip 3 mm, width 65 mm, movable

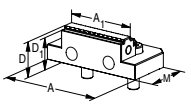

- price per piece
- double sided grip step

for width	A	A_1	D	D_1	M	Price	Article No.	NCG	H5G / -S / -Z	ESG 4	ESG mini	HDG 2	ZSG 4	ZSG 3	DSG 4	MSG 2
125	95	65	33	30	57		80 878 565			●			●			

Pendulum jaw, movable

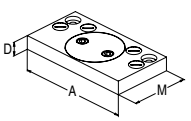

- price per piece

for width	A	A_1	D	D_1	M	Price	Article No.	NCG	H5G / -S / -Z	ESG 4	ESG mini	HDG 2	ZSG 4	ZSG 3	DSG 4	MSG 2
80	125		19		76		80 878 870			●			●		●	
125	180		22		95		80 878 570			●			●		●	
160	256		22		170		80 878 670			●			●			

Adapter jaw

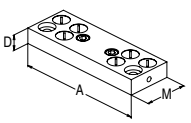

- price per piece

for width	A	A_1	D	D_1	M	Price	Article No.	NCG	H5G / -S / -Z	ESG 4	ESG mini	HDG 2	ZSG 4	ZSG 3	DSG 4	MSG 2
80	125		19		48		80 901 501			●						
125	180		22		62		80 901 502			●						
160	256		22		125		80 901 503			●						

6 function indexable jaw

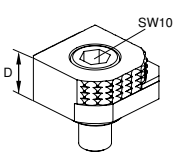

- 1 = smooth, carbide coated
- 2 = grip with 3 mm step
- 3 = grip with 8 mm step
- 4 = grip with 18 mm step
- 5 = rough grip with 8 mm step
- 6 = Round grip
- M_{max} = 60 Nm
- including fixation screws

for width	A	A_1	D	D_1	M	Price	Article No.	NCG	H5G / -S / -Z	ESG 4	ESG mini	HDG 2	ZSG 4	ZSG 3	DSG 4	MSG 2
			18				80 892 246	●	●	●	●		●		●	



Sealed single small parts vice, 40 mm

- ▲ clamping range from 0–122 mm
- ▲ torque wrench 80 899 400 (8–50 Nm) required

Scope of supply:
ESG mini 40 without clamping screws

ESG mini

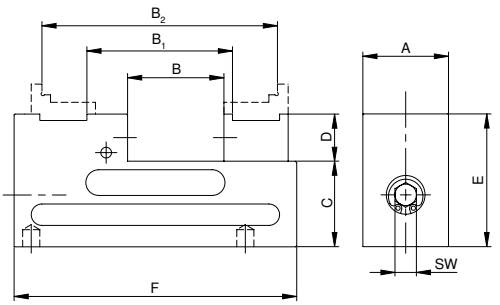

A mm	B mm	B_1 mm	B_2 mm	C ±0,01 mm	D mm	E mm	F mm	SW mm	$M_{max.}$ Nm	Clamping force kN	kg	Article no. 80 897 ...
40	0 - 58	40 - 81	83 - 122	40	22	62	132	8	20	12	1,7	**040**

Vice guide

Underside Dimensions	32	Structural dimension tables for the different jaws	33
System accessories	34–36	MNG/PNG zero point clamping system	63–78
General accessories	91–103		

Sealed small parts single vice, 65 mm

▲ adapter plate for mounting with MNG possible

Scope of supply:

ESG mini incl. base jaws

ESG mini

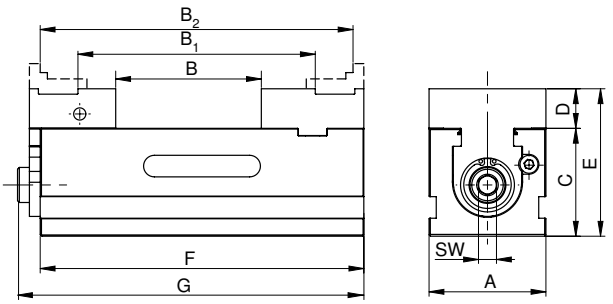

A mm	B mm	B_1 mm	B_2 mm	C +0/-0,02 mm	D mm	E mm	F mm	G mm	SW mm	$M_{max.}$ Nm	Clamping force kN	kg	Article no. 80 897 ...
65	17 - 80	68 - 131	111 - 174	60	22	82	180	193	10	65	20	5,5	**067**

Sealed single vice, 100 mm

Scope of supply:

ESG 100 single vice without base jaws and wrench

ESG mini

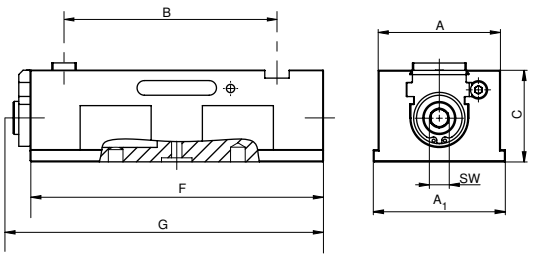

A mm	A_1 mm	B mm	C +0/-0,02 mm	F mm	G mm	SW mm	$M_{max.}$ Nm	Clamping force kN	kg	Article no. 80 897 ...
100	100	91 - 189	75	240	269	14	70	40	11,3	**100**

Vice guide

Underside Dimensions	32	Structural dimension tables for the different jaws	33
System accessories	34–36	MNG/PNG zero point clamping system	63–78
General accessories	91–103		

Adapter plate

▲ for mounting 3, 4 or 6 ESG mini-40 vices

Scope of supply:
plate with mounting parts for ESG mini-40 small parts vice, without MSG pullstud

ESG mini

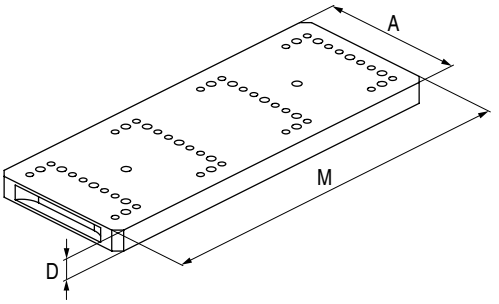

Picture shows 4 location design

for	adapter	A mm	D mm	M mm	Article no. 80 897 ...
ESG mini-40	4	140	20	360	**944** [1]
ESG mini-40	6	140	20	560	**946** [1]

1) Not ex-stock

Vice guide

MNG/PNG zero point clamping system 63–78

ESG mini underside dimensions

Base width 40 mm

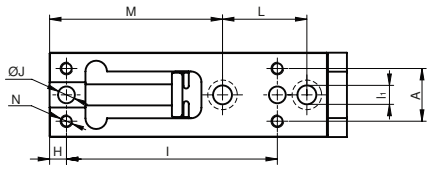

A mm	H mm	I ±0,02 mm	I_1 mm	J H7 mm	L mm	M mm	N
40	8	100	25	8	40	82	M6

Base width 65 mm

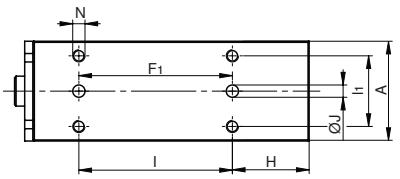

A mm	F_1 ±0,015 mm	H mm	I mm	I_1 mm	J H7 mm	N
65	100	50	100	46	8	M8

Base width 100 mm

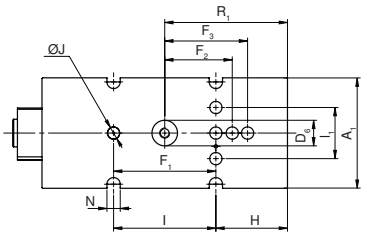

A_1 mm	D_6 H7 mm	F_1 ±0,015 mm	F_2 ±0,015 mm	F_3 ±0,015 mm	H mm	I ±0,015 mm	I_1 mm	J H7 mm	R_1 mm	N mm
100	25	100	66	81	70	100	50	12	120	13

ESG mini-100 structural dimension table for the different jaws

with standard base jaws and smooth jaw VS

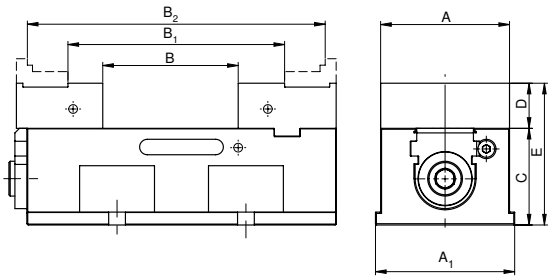

A mm	A_1 mm	B mm	B_1 mm	B_2 mm	C mm	D mm	E mm
100	108	21 - 117	84 - 180	147 - 243	75	35	110

with combi jaws from the NCG 100 system

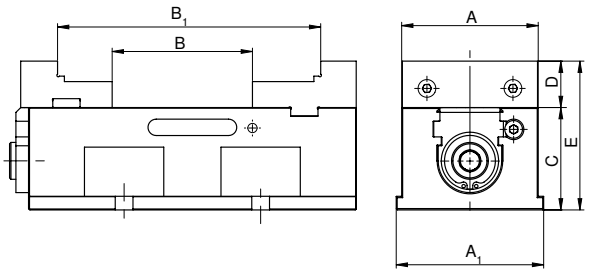

A mm	A_1 mm	B mm	B_1 mm	C mm	D mm	E mm
100	108	21 - 117	111 - 207	75	34	109

with pendulum jaws from the NCG system and adapter jaws, fixed

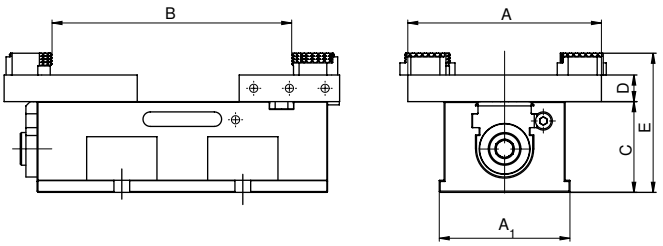

A mm	A_1 mm	B mm	C mm	D mm	E mm
160	108	24 - 212	75	22	115

with 5-axis base jaws

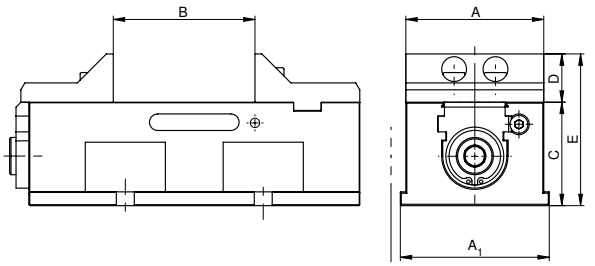

A mm	A_1 mm	B mm	C mm	D mm	E mm
100	108	21 - 117	75	35	110

System jaws overview

Standard base jaws, fixed

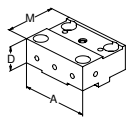

▲ price per piece

Description	A	A_1	D	D_1	M	M_1	Price	Article No.	Type association									
									NCG	H5G / -S / -Z	ESG 4	ESG mini	HDG 2	ZSG 4	ZSG 3	DSG 4	MSG 2
	100		35		76			80 897 900				●					

Standard base jaw, movable

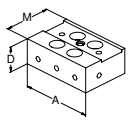

▲ price per piece

Description	A	A_1	D	D_1	M	M_1	Price	Article No.	Type association									
									NCG	H5G / -S / -Z	ESG 4	ESG mini	HDG 2	ZSG 4	ZSG 3	DSG 4	MSG 2
	100		35		67			80 897 901				●					

Combi reversible jaw, fixed

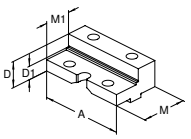

▲ for the extension of the clamping range
▲ jaws hardened
▲ includes fixing bolts
▲ price per piece

Description	A	A_1	D	D_1	M	M_1	Price	Article No.	Type association									
									NCG	H5G / -S / -Z	ESG 4	ESG mini	HDG 2	ZSG 4	ZSG 3	DSG 4	MSG 2
	100		34	23	76	50		80 890 343	●			●					

Combi reversible jaw, movable

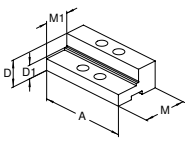

▲ for the extension of the clamping range
▲ jaws hardened
▲ includes fixing bolts
▲ price per piece

Description	A	A_1	D	D_1	M	M_1	Price	Article No.	Type association									
									NCG	H5G / -S / -Z	ESG 4	ESG mini	HDG 2	ZSG 4	ZSG 3	DSG 4	MSG 2
	100		34	23	67	40		80 890 347	●			●					

Soft jaw, horizontal

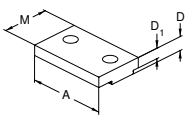

▲ for producing shaped jaws
▲ price per piece

Description	A	A_1	D	D_1	M	M_1	Price	Article No.	Type association									
									NCG	H5G / -S / -Z	ESG 4	ESG mini	HDG 2	ZSG 4	ZSG 3	DSG 4	MSG 2
	65		11,5	8,6	40			80 895 338				●					
	100		13,5	10,6	50			80 895 348				●					

5 axis base jaws, fixed

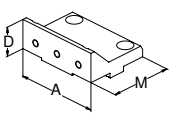

▲ price per piece

Description	A	A_1	D	D_1	M	M_1	Price	Article No.	Type association									
									NCG	H5G / -S / -Z	ESG 4	ESG mini	HDG 2	ZSG 4	ZSG 3	DSG 4	MSG 2
	100		35		76			80 897 916				●					

5 axis base jaws, movable

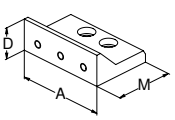

▲ price per piece

Description	A	A_1	D	D_1	M	M_1	Price	Article No.	Type association									
									NCG	H5G / -S / -Z	ESG 4	ESG mini	HDG 2	ZSG 4	ZSG 3	DSG 4	MSG 2
	100		35		67			80 897 917				●					

Pendulum jaw, movable

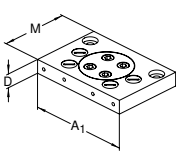

▲ for holding 6-way reversible jaws
▲ price per piece
▲ incl. 6 cover screws (with A = 100 mm, 4 pieces)

Description	A	A_1	D	D_1	M	M_1	Price	Article No.	Type association									
									NCG	H5G / -S / -Z	ESG 4	ESG mini	HDG 2	ZSG 4	ZSG 3	DSG 4	MSG 2
	100	160	22		110			80 890 322	●			●					

System jaws overview

Adapter jaws, fixed

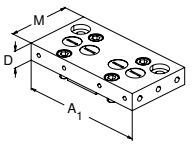

- ▲ for holding 6-way reversible jaws
- ▲ price per piece
- ▲ incl. 6 cover screws (with A = 100 mm, 4 pieces)

Description	A	A_1	D	D_1	M	M_1	Price	Article No.	NCG	H5G / -S / -Z	ESG 4	ESG mini	HDG 2	ZSG 4	ZSG 3	DSG 4	MSG 2
	100	**160**	**22**		**83**			**80 897 920**				●					

6 function indexable jaw

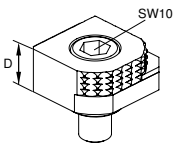

- ▲ 1 = smooth, carbide coated
- ▲ 2 = grip with 3 mm step
- ▲ 3 = grip with 8 mm step
- ▲ 4 = grip with 18 mm step
- ▲ 5 = rough grip with 8 mm step
- ▲ 6 = Round grip
- ▲ M_{max} = 60 Nm
- ▲ including fixation screws

Description	A	A_1	D	D_1	M	M_1	Price	Article No.	NCG	H5G / -S / -Z	ESG 4	ESG mini	HDG 2	ZSG 4	ZSG 3	DSG 4	MSG 2
			18					**80 892 246**	●	●	●	●		●		●	

System accessories overview

Cover for combi reversible jaws, fixed

▲ price per piece

Scope of supply:
including 2 fixing screws

ESG mini

for width mm	Article no. 80 897 ...
100	911

MNG-Adapter plate for ESG mini

Scope of supply:
plate including mounting accessories

ESG mini

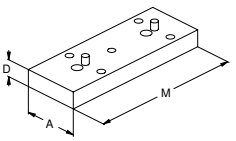

for width mm	A mm	D mm	M mm	Article no. 80 897 ...
40	65	17	132	904
65	65	20	180	906



High pressure vice

- stepless power adjustment
- mechanical power transmission
- fast 160° lever clamping
- flexible Jaws, pre-machined to accommodate jaws for clamping range extension

Scope of supply:

High pressure vice incl. 4 clamping jaws, hand crank, 2 top jaws profiled and hardened, without clamping screws

HDG 2

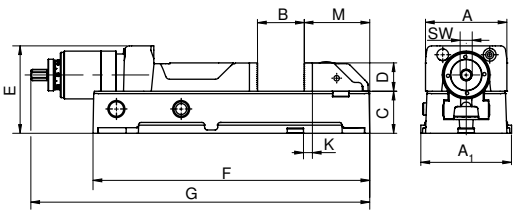

A mm	A_1 mm	B mm	$C_{+0/-0,02}$ mm	D mm	E mm	F mm	$G_{max.}$ mm	$K_{\pm 0,015}$ mm	M mm	SW mm	Clamping force kN	kg	Article no. 80 892 ...
100	112	0 - 159	52	35	108	342	521	11	81	12	4 - 30	20	**100**
125	140	0 - 201	62	40	118	400	584	28	85	12	4 - 40	27	**125**
160	176	0 - 300	78	50	149	544	784	40	112	12	5 - 60	55	**160**

Vice guide

Underside Dimensions	39	System accessories	39
General accessories	91–103		

System jaws overview

Jaws for clamping range extension

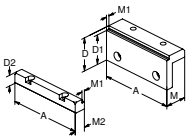

▲ price per set
(1 fixed and 1 movable jaw)

Description	A	D	D_1	D_2	M	M_1	M_2	Price	Article No.	Type association								
										NCG	H5G / -S / -Z	ESG 4	ESG mini	HDG 2	ZSG 4	ZSG 3	DSG 4	MSG 2
100	**56**	**50**	**22**	**37**	**5**	**19**			**80 892 225**					●				
125	**56**	**50**	**22**	**37**	**5**	**19**			**80 892 226**					●				
160	**71**	**65**	**23**	**47**	**5**	**23,5**			**80 892 227**					●				

Illustration with extended clamping range

A	B	D	Vice Article Number	Jaw Article Number
100	118 - 278	56	80 892 100	80 892 225
125	137 - 338	56	80 892 125	80 892 226
160	169 - 470	71	80 892 160	80 892 227

Base body extension

HDG 2

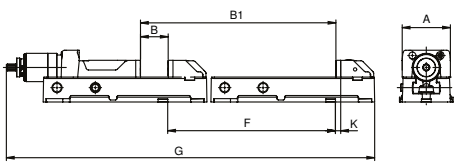

A mm	B mm	B_1 mm	F mm	G mm	K mm	NEW Article no. 80 892 ...
100	0-159	350-509	350	871,30	11	**51000**
125	0-201	410-611	410	994,10	28	**51100**
160	0-300	550-850	550	1334,15	40	**51200**

Shown with base body extension

A	B	D	Vice Article Number	Extension article number
100	350 - 509	35	80 892 100	80 892 51000
125	410 - 611	40	80 892 125	80 892 51100
160	550 - 850	50	80 892 160	80 892 51200

HDG 2 underside dimensions

Base width 100 mm, 125 mm, 160 mm

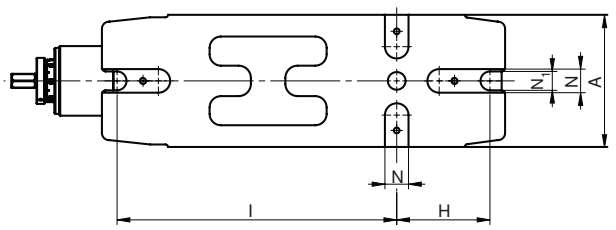

A mm	H mm	I mm	N_{H7} mm	N_1 mm
100	80	240	20	15
125	100	280	20	18
160	130	380	20	22

Angular drive

HDG 2

for width mm	Article no. 80 892 ...
100/125	**314**
160	**315**

Hand crank

▲ for fast adjustment

HDG 2

for width mm	SW mm	Article no. 80 892 ...
100/125	12	**124**
160	12	**164**



Sealed Centric Vice

- ▲ without system jaws
- ▲ ball bearing mounted spindle
- ▲ ± 0.01 mm repeatability

ZSG 4

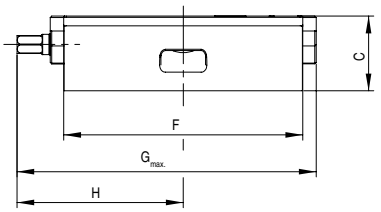

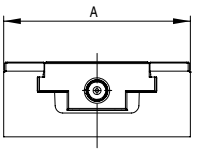

A mm	C ±0,01 mm	F mm	$G_{max.}$ mm	H mm	Clamping force kN	kg	Article no. 80 878 ...
80	50	130	157	81,0	25	3,0	**081**
80	50	190	206	104,0	25	4,5	**08400**
125	50	160	200	111,5	35	6,4	**225**
125	50	300	340	181,0	35	11,8	**226**
160	70	280	315	172,0	50	21,0	**160**
160	70	480	524	276,0	50	35,0	**260**

Vice guide

Underside Dimensions	43	System accessories	44–46
MNG/PNG zero point clamping system	63–78	General accessories	91–103

Sealed Centric vice

- ▲ with 2 reversible grip jaws
- ▲ ball bearing mounted spindle
- ▲ ± 0.01 mm repeatability

ZSG 4

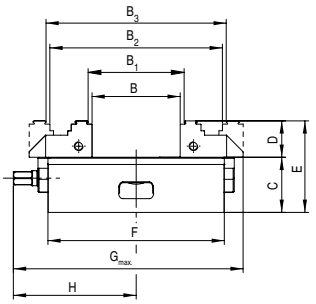

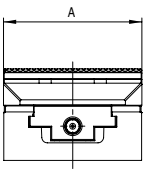

A mm	B mm	B_1 mm	B_2 mm	B_3 mm	C mm	D mm	E mm	F mm	$G_{max.}$ mm	H mm	Clamping force kN	kg	Article no. 80 878 ...
80	0 - 59	4 - 63	59 - 117	63 - 121	50	28	78	130	157	81,0	25	4,0	**080**
80	0 - 123	4 - 127	59 - 181	63 - 185	50	28	78	190	206	104,0	25	5,5	**08300**
125	0 - 80	8 - 87	77 - 156	84 - 163	50	33	83	160	208	111,5	35	8,7	**025**
125	0 - 220	8 - 227	77 - 296	84 - 303	50	33	83	300	348	181,0	35	14,0	**026**

It is not possible to fit top jaws with a height of 40 mm, if this height is required, please use the reversible jaws with D = 40 mm (Article No. 80 878 520).

Sealed centric vice suitable for PNG, MNG and Lang zero point clamping systems

- ▲ with 2 reversible grip jaws
- ▲ ball bearing mounted spindle
- ▲ ±0.01 mm repeatability

ZSG 4

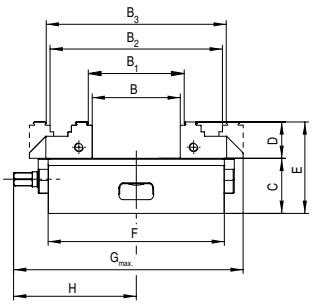

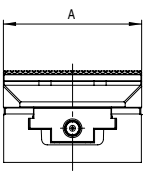

A mm	B mm	B_1 mm	B_2 mm	B_3 mm	C ±0,01 mm	D mm	E mm	F mm	$G_{max.}$ mm	H mm	Clamping force kN	kg	Article no. 80 878 ...
125	0 - 80	8 - 87	77 - 156	84 - 163	50	33	83	160	208	111,5	35	8,7	**125**

WNT MNG

Schunk VERO-S / WNT – PNG

Lang Quick Point 96 x 96

Lang Quick Point 52 x 52

Vice guide

Underside Dimensions	43	System accessories	44–46
MNG/PNG zero point clamping system	63–78	General accessories	91–103

Sealed centric vice suitable for Lang and PNG, MNG zero point clamping systems

- without system jaws
- ball bearing mounted spindle
- ±0.01 mm repeatability

ZSG 4

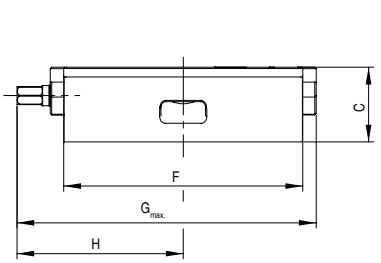

A mm	C mm	F mm	$G_{max.}$ mm	H mm	Clamping force kN	kg	Article no. 80 878 ...
125	50	160	200	111,5	35	6,3	**325**

WNT MNG

Schunk VERO-S / WNT – PNG

Lang Quick Point 96 x 96

Lang Quick Point 52 x 52

Sealed centric vice for Erowa ITS 148

- without system jaws
- ball bearing mounted spindle
- ± 0.01 mm repeatability

ZSG 4

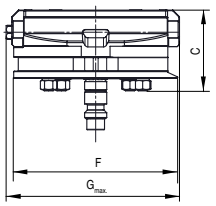

A mm	C mm	F mm	$G_{max.}$ mm	Clamping force kN	kg	Article no. 80 878 ...
80	73	148	157	25	5,6	**082**

Vice guide

Underside Dimensions	43	System accessories	44–46
MNG/PNG zero point clamping system	63–78	General accessories	91–103

ZSG 4 underside dimensions

Base width 80 mm and 130 mm length

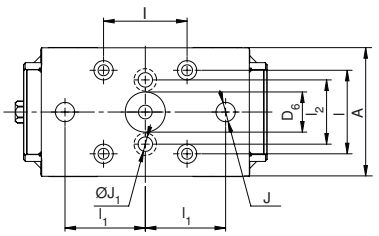

A mm	D6 H6 mm	l ±0,015 mm	l1 ±0,015 mm	l2 mm	J H7 mm	J1 mm
80	25	52	50	40	12	9

Base width 80 mm and length 190 mm

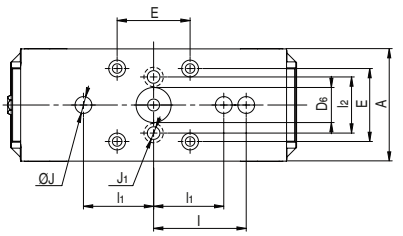

A mm	D6 H6 mm	E ±0,015 mm	l1 ±0,015 mm	l ±0,015 mm	J H7 mm	J1 mm	l2 mm
80	25	52	50	66	12	9	40

Base width 125 mm and length 160 mm

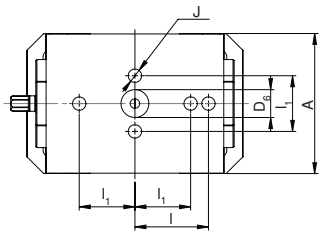

A mm	D6 H6 mm	l ±0,015 mm	l1 ±0,015 mm	J H7 mm
125	25	66	50	12

Base width 125 mm and 300 mm length

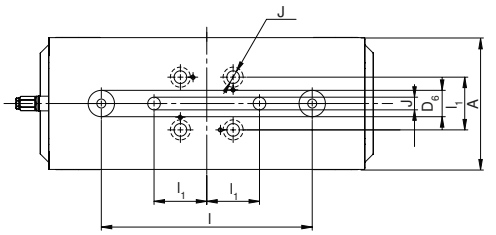

A mm	D6 H6 mm	l ±0,015 mm	l1 ±0,015 mm	J H7 mm
125	25	200	50	12

Base width 160 mm and length 280 mm

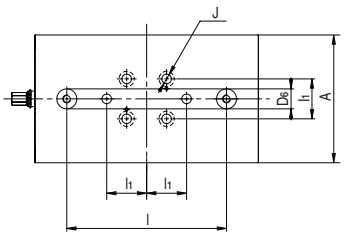

A mm	D6 H6 mm	l ±0,015 mm	l1 ±0,015 mm	J H7 mm
160	25	200	50	12

Base width 160 mm and length 480 mm

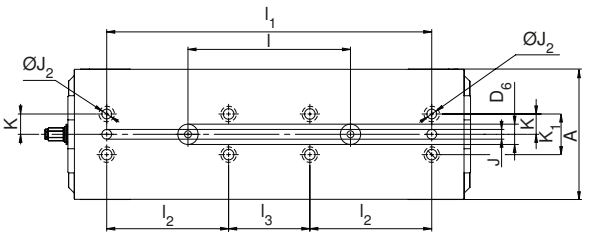

A mm	D6 H6 mm	l ±0,015 mm	l1 ±0,015 mm	l2 mm	l3 mm	J H7 mm	J2 F7 mm	K ±0,02 mm	K1 mm
160	25	200	400	150	100	12	12	25	50

System jaws overview

5-axis jaw, movable

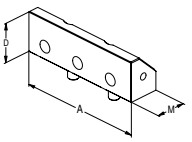

▲ price per piece

for width	A	A_1	D	D_1	M	Price	Article No.	NCG	H5G / -S / -Z	ESG 4	ESG mini	HDG 2	ZSG 4	ZSG 3	DSG 4	MSG 2
	125		40		45,5		80 878 625						●			
	160		50		73		80 878 660						●			

Indexable grip jaw 3 mm, width 40 mm, movable

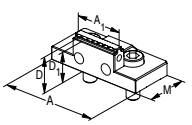

▲ price per piece

for width	A	A_1	D	D_1	M	Price	Article No.	NCG	H5G / -S / -Z	ESG 4	ESG mini	HDG 2	ZSG 4	ZSG 3	DSG 4	MSG 2
80	80	40	28	25	40		80 878 840			●			●			

5-axis jaw, grip 3 mm, width 65 mm, movable

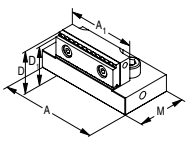

▲ price per piece

for width	A	A_1	D	D_1	M	Price	Article No.	NCG	H5G / -S / -Z	ESG 4	ESG mini	HDG 2	ZSG 4	ZSG 3	DSG 4	MSG 2
125	95	65,5	40	37	57		80 878 665						●			

5-axis indexable jaw, grip 3 mm, width 65 mm, movable

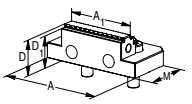

▲ double sided grip step
▲ price per piece

for width	A	A_1	D	D_1	M	Price	Article No.	NCG	H5G / -S / -Z	ESG 4	ESG mini	HDG 2	ZSG 4	ZSG 3	DSG 4	MSG 2
125	95	65	33	30	57		80 878 565			●			●			

Indexable jaw, grip 3 mm, height 40 mm, smooth 18 mm, movable

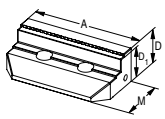

▲ price per piece

for width	A	A_1	D	D_1	M	Price	Article No.	NCG	H5G / -S / -Z	ESG 4	ESG mini	HDG 2	ZSG 4	ZSG 3	DSG 4	MSG 2
	125		40	37	59		80 878 520						●			

Indexable jaw, grip 3 mm, movable

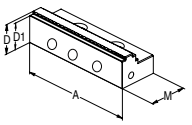

▲ price per piece

for width	A	A_1	D	D_1	M	Price	Article No.	NCG	H5G / -S / -Z	ESG 4	ESG mini	HDG 2	ZSG 4	ZSG 3	DSG 4	MSG 2
	80		28	25	40		80 878 810			●			●		●	
	125		33	30	57		80 878 510			●			●			
	160		50	47	81		80 878 610			●			●			

Indexable jaw, grip 5 mm, movable

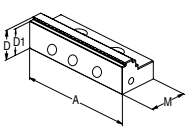

▲ price per piece

NEW

for width	A	A_1	D	D_1	M	Price	Article No.	NCG	H5G / -S / -Z	ESG 4	ESG mini	HDG 2	ZSG 4	ZSG 3	DSG 4	MSG 2
	80		28	23	41		80 878 81100						●			
	125		33	28	57		80 878 51100						●			

Indexable grip jaw, for aluminium and plastic

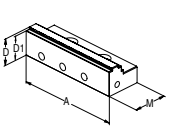

▲ price per piece

NEW

for width	A	A_1	D	D_1	M	Price	Article No.	NCG	H5G / -S / -Z	ESG 4	ESG mini	HDG 2	ZSG 4	ZSG 3	DSG 4	MSG 2
	80		28	23	40		80 878 81200						●			
	125		33	28	57		80 878 51200						●			

System jaws overview

Combi jaw

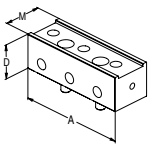

▲ price per piece

for width	A	A_1	D	D_1	M	Price	Article No.	NCG	H5G / -S / -Z	ESG 4	ESG mini	HDG 2	ZSG 4	ZSG 3	DSG 4	MSG 2
	125		40		45,5		80 878 530						●			

Alu jaw

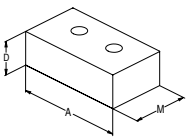

▲ for producing shaped jaws
▲ price per piece

for width	A	A_1	D	D_1	M	Price	Article No.	NCG	H5G / -S / -Z	ESG 4	ESG mini	HDG 2	ZSG 4	ZSG 3	DSG 4	MSG 2
	80		28		48		80 878 850			●			●		●	
	125		40		68		80 878 550			●			●		●	
	160		50		85		80 878 305			●			●			

Pendulum jaw, movable

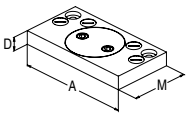

▲ price per piece

for width	A	A_1	D	D_1	M	Price	Article No.	NCG	H5G / -S / -Z	ESG 4	ESG mini	HDG 2	ZSG 4	ZSG 3	DSG 4	MSG 2
80	125		19		76		80 878 870			●			●		●	
125	180		22		95		80 878 570			●			●		●	
160	256		22		170		80 878 670			●			●			

Adapter jaw

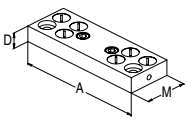

▲ price per piece

for width	A	A_1	D	D_1	M	Price	Article No.	NCG	H5G / -S / -Z	ESG 4	ESG mini	HDG 2	ZSG 4	ZSG 3	DSG 4	MSG 2
80	125		19		39		80 878 890						●			
125	180		22		62		80 878 590						●			
160	256		22		125		80 878 690						●			

6 function indexable jaw

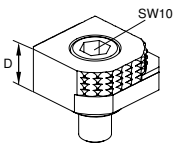

▲ 1 = Smooth, carbide coated
▲ 2 = Grip with 3 mm step
▲ 3 = Grip with 8 mm step
▲ 4 = Grip with 18 mm step
▲ 5 = Rough grip with 8 mm step
▲ 6 = Round grip
▲ M_{max} = 60 Nm
▲ Including fixation screws

for width	A	A_1	D	D_1	M	Price	Article No.	NCG	H5G / -S / -Z	ESG 4	ESG mini	HDG 2	ZSG 4	ZSG 3	DSG 4	MSG 2
			18				80 892 246	●	●	●	●		●		●	

6 face jaw system for 125 mm jaw width

Scope of supply:

2 System jaws with 2 pairs of transverse jaws in T-slot guidance incl. fixing screws

ZSG 4

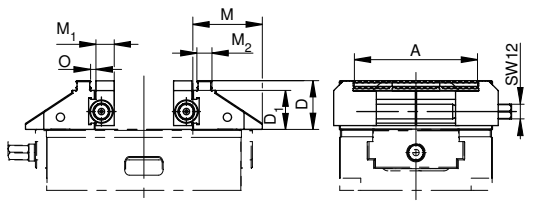



for width mm	A mm	D mm	D_1 mm	M mm	M_1 mm	M_2 mm	O mm	kg	Article no. 80 878 ...
125	37 - 101	40	32	57	15	12,4	3,3	3,8	**525**



Sealed small parts centric vice with grip jaws

- with grip jaws for rough part clamping
- quick change jaws

ZSG 3

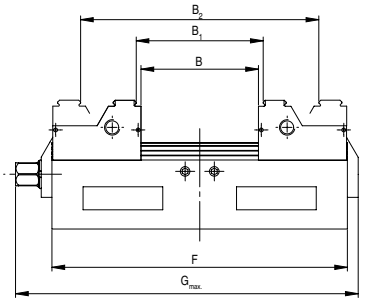

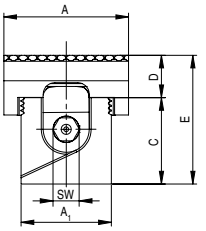

A mm	A_1 mm	B mm	B_1 mm	B_2 mm	C mm	D mm	E mm	F mm	$G_{max.}$ mm	SW mm	$M_{max.}$ Nm	Clamping force kN	kg	Article no. 80 884 ...
40	30	0 - 34	6 - 38	37 - 71	30	16	46	89	106,0	7	20	7	0,8	**040** [1]
65	47	0 - 60	6 - 65	64 - 123	45	22	67	154	178,5	12	50	15	2,9	**065**

1) not standardised

Vice guide

Underside Dimensions	49	System accessories	50
MNG/PNG zero point clamping system	63–78	General accessories	91–103

Sealed small parts centric vice with ground jaws

▲ jaws pre-ground in the clamped postion (second side machining)
▲ quick change jaws

ZSG 3

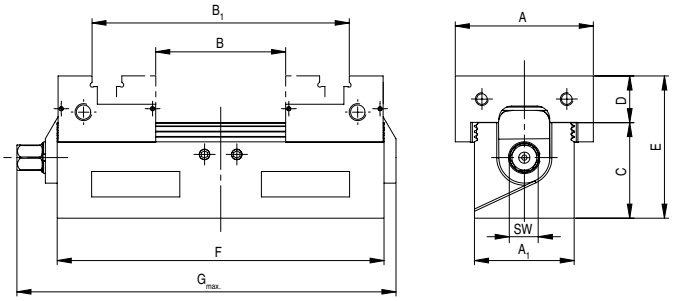

A mm	A_1 mm	B mm	B_1 mm	C mm	D mm	E mm	F mm	$G_{max.}$ mm	SW mm	$M_{max.}$ Nm	Clamping force kN	kg	Article no. 80 884 ...
40	30	0 - 34	33 - 67	30	16	46	89	106,0	7	20	7	0,8	**041** [1]
65	47	0 - 60	61 - 120	45	22	67	154	178,5	12	50	15	2,9	**066**

1) not standardised

Sealed small parts centric vice

▲ without jaws

ZSG 3

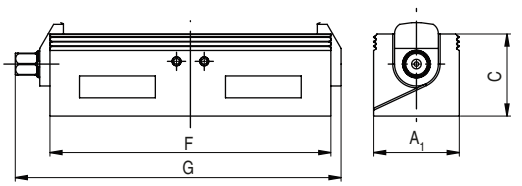

A_1 mm	C mm	F mm	$G_{max.}$ mm	SW mm	$M_{max.}$ Nm	Clamping force kN	kg	Article no. 80 884 ...
30	30	89	106,0	7	20	7	0,6	**140** [1]
47	45	154	178,5	12	50	15	2,1	**165**

1) not standardised

Vice guide

Underside Dimensions	49	System accessories	50
MNG/PNG zero point clamping system	63–78	General accessories	91–103

ZSG 3 underside dimensions

Base width 30 mm and 47 mm

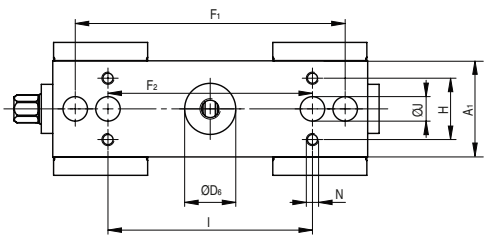

A_1 mm	$D_{6\ H7}$ mm	$F_{1\ \pm0,015}$ mm	$F_{2\ \pm0,015}$ mm	H mm	l mm	J_{H7} mm	N
30			60	20	60	8	M6
47	25	132	100	30	100	12	M6

ZSG 3 with 40 mm jaw width is not suitable for MNG

System jaws overview

Reversible jaw, grip

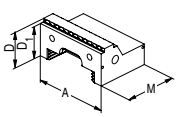

▲ price per piece

for width	A	A1	D	D1	M	Price	Article No.	NCG	H5G / -S / -Z	ESG 4	ESG mini	HDG 2	ZSG 4	ZSG 3	DSG 4	MSG 2
	40		25	23	29		80 884 300							●		
	65		31,5	29	46		80 884 350							●		

Reversible jaw with ground step

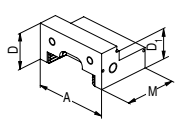

▲ price per piece

for width	A	A1	D	D1	M	Price	Article No.	NCG	H5G / -S / -Z	ESG 4	ESG mini	HDG 2	ZSG 4	ZSG 3	DSG 4	MSG 2
	40		25	20	29		80 884 310							●		
	65		31,5	26	46		80 884 360							●		

Soft steel jaw

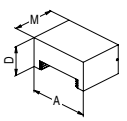

▲ for production of formed jaws
▲ price per piece

for width	A	A1	D	D1	M	Price	Article No.	NCG	H5G / -S / -Z	ESG 4	ESG mini	HDG 2	ZSG 4	ZSG 3	DSG 4	MSG 2
	40		25		28		80 884 320							●		
	65		31,5		46		80 884 370							●		

Centre jaw, grip

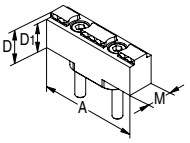

▲ price per piece

for width	A	A1	D	D1	M	Price	Article No.	NCG	H5G / -S / -Z	ESG 4	ESG mini	HDG 2	ZSG 4	ZSG 3	DSG 4	MSG 2
	65		22	19	16,6		80 884 380							●		

Centre jaw, soft

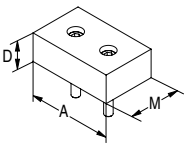

▲ price per piece

for width	A	A1	D	D1	M	Price	Article No.	NCG	H5G / -S / -Z	ESG 4	ESG mini	HDG 2	ZSG 4	ZSG 3	DSG 4	MSG 2
	65		22		40		80 884 390							●		

Workpiece stop

ZSG 3

Type	Article no. 80 884 ...
ZSG3-40mm	400

Clamping claw

▲ price for 2 pieces

ZSG 3

Article no. 80 884 ...
440



Double vice without jaws

- 100 % encapsulated
- fast assembly and disassembly
- flexible clamping system
- conversion to centric vice

DSG 4

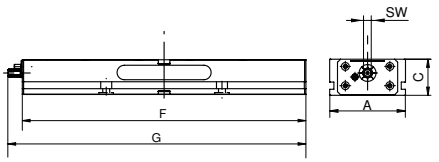

A mm	C mm	F mm	G mm	SW mm	$M_{max.}$ Nm	Clamping force kN	kg	Article no. 80 906 ...
80	55	300	308	12	90	0 - 25	8	**080**
125	60	320	347	14	100	0 - 40	14	**125**
125	60	390	417	14	100	0 - 40	17	**12700**
125	60	460	487	14	100	0 - 40	20	**12800**
125	60	530	557	14	100	0 - 40	24	**12900**
125	60	600	627	14	100	0 - 40	27	**13000**
125	60	670	697	14	100	0 - 40	30	**13100**
125	60	740	767	14	100	0 - 40	34	**126**

Vice guide

'Third hand' operation	53	System accessories	52+53
MNG/PNG zero point clamping system	63–78	General accessories	91–103

System jaws overview

Indexable grip jaw, 3 mm, movable

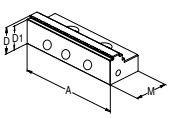

▲ price per piece

Description	A	A_1	D	D_1	M	M_1	Price	Article No.	NCG	H5G / -S / -Z	ESG 4	ESG mini	HDG 2	ZSG 4	ZSG 3	DSG 4	MSG 2
Type association																	
	125		40	37	66			80 901 303			●					●	

Indexable grip jaw, 3 mm, movable

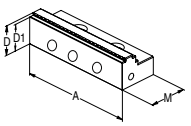

▲ price per piece

Description	A	A_1	D	D_1	M	M_1	Price	Article No.	NCG	H5G / -S / -Z	ESG 4	ESG mini	HDG 2	ZSG 4	ZSG 3	DSG 4	MSG 2
Type association																	
	80		28	25	40			80 878 810			●			●		●	

Centre jaw, grip

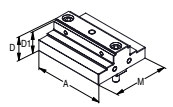

▲ price per piece

Description	A	A_1	D	D_1	M	M_1	Price	Article No.	NCG	H5G / -S / -Z	ESG 4	ESG mini	HDG 2	ZSG 4	ZSG 3	DSG 4	MSG 2
Type association																	
	80		28	25	72			80 906 300								●	
	125		40	37	98			80 906 304								●	

Centre jaw, smooth

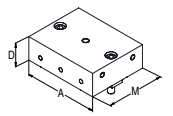

▲ price per piece

Description	A	A_1	D	D_1	M	M_1	Price	Article No.	NCG	H5G / -S / -Z	ESG 4	ESG mini	HDG 2	ZSG 4	ZSG 3	DSG 4	MSG 2
Type association																	
	80		28		72			80 906 301								●	
	125		40		98			80 906 305								●	

Alu jaw

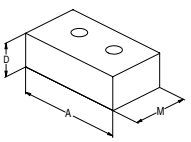

▲ for producing shaped jaws
▲ price per piece

Description	A	A_1	D	D_1	M	M_1	Price	Article No.	NCG	H5G / -S / -Z	ESG 4	ESG mini	HDG 2	ZSG 4	ZSG 3	DSG 4	MSG 2
Type association																	
	80		28		48			80 878 850			●			●		●	
	125		40		68			80 878 550			●			●		●	

Centre jaw, Alu

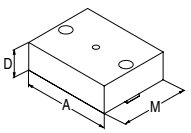

▲ for producing shaped jaws
▲ price per piece

Description	A	A_1	D	D_1	M	M_1	Price	Article No.	NCG	H5G / -S / -Z	ESG 4	ESG mini	HDG 2	ZSG 4	ZSG 3	DSG 4	MSG 2
Type association																	
	80		28		72			80 906 302								●	
	125		40		98			80 906 306								●	

Block jaw, movable

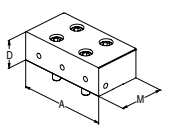

▲ price per piece

Description	A	A_1	D	D_1	M	M_1	Price	Article No.	NCG	H5G / -S / -Z	ESG 4	ESG mini	HDG 2	ZSG 4	ZSG 3	DSG 4	MSG 2
Type association								NEW									
	80		28		40			80 901 31300			●			●		●	
	125		40		66			80 901 31500			●					●	

System jaws overview

Pendulum jaw, movable

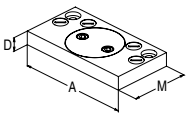

▲ price per piece

Description	for width	A	A_1	D	D_1	M	Price	Article No.	NCG	H5G / -S / -Z	ESG 4	ESG mini	HDG 2	ZSG 4	ZSG 3	DSG 4	MSG 2
	80	125		19		76		80 878 870			●			●		●	
	125	180		22		95		80 878 570			●			●		●	

Centre jaw adapter plate, fixed

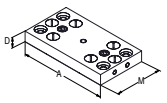

▲ price per piece

for width	A	A_1	D	D_1	M	Price	Article No.	NCG	H5G / -S / -Z	ESG 4	ESG mini	HDG 2	ZSG 4	ZSG 3	DSG 4	MSG 2
80	125		19		72		80 906 303								●	
125	180		22		98		80 906 307								●	

6 function indexable jaw

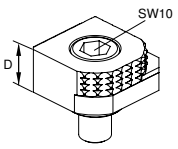

- ▲ 1 = Smooth, carbide coated
- ▲ 2 = Grip with 3 mm step
- ▲ 3 = Grip with 8 mm step
- ▲ 4 = Grip with 18 mm step
- ▲ 5 = Rough grip with 8 mm step
- ▲ 6 = Round grip
- ▲ M_{max} = 60 Nm
- ▲ Including fixation screws

D	Article No.	NCG	H5G / -S / -Z	ESG 4	ESG mini	HDG 2	ZSG 4	ZSG 3	DSG 4	MSG 2
18	80 892 246	●	●	●	●		●		●	

Plastic protection plugs

DSG 4

G	Article no. 80 906 ...
M10x12	500

'Third hand' operation

The third-hand operation function on the DSG 4 is ensured by pre-loading the rear slide with compression springs.

The lateral clamping screw A is not tightened, instead it is open approx. 1/2 turn. When the vice is fully open, the movable jaws B and C are to be placed in the appropriate slots of slides D and E and secured according to the workpiece size. Two workpieces of different sizes can also be clamped.



Multiple clamping base body 65 mm

- ▲ with internal teeth
- ▲ for single and multi-clamping
- ▲ adapter plate for MNG available on request

Scope of supply:
body without jaws

MSG 2

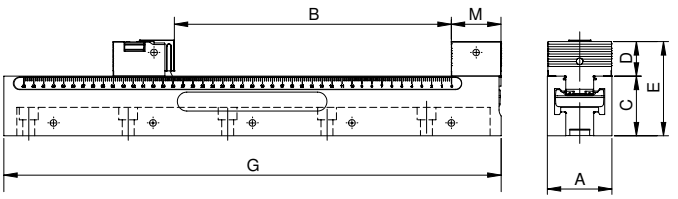

A mm	B mm	C -0,01 mm	D mm	E mm	G mm	M mm	Clamping force kN	kg	Article no. 80 887 ...
65	7 - 108	60	34,8	94,8	220	50	0 - 50	4,1	**226**
65	7 - 208	60	34,8	94,8	320	50	0 - 50	5,7	**326**
65	7 - 288	60	34,8	94,8	400	50	0 - 50	7,3	**406**
65	7 - 388	60	34,8	94,8	500	50	0 - 50	9,2	**506**
65	7 - 538	60	34,8	94,8	650	50	0 - 50	11,8	**656**

Vice guide

Underside Dimensions	56	Structural dimension tables for the different jaws	57
System accessories	58–60	General accessories	91–103

Multiple clamping base body 90 mm

- ▲ with internal teeth
- ▲ for single and multi-clamping
- ▲ adapter plate for MNG available on request

Scope of supply:
body without jaws

MSG 2

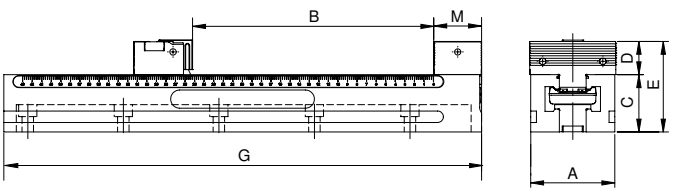

A mm	B mm	C -0,01 mm	D mm	E mm	G mm	M mm	Clamping force kN	kg	Article no. 80 887 ...
90	7 - 288	60	34,8	94,8	400	50	0 - 50	10,5	**409**
90	7 - 388	60	34,8	94,8	500	50	0 - 50	13,2	**509**
90	7 - 488	60	34,8	94,8	600	50	0 - 50	15,9	**609**
90	7 - 538	60	34,8	94,8	650	50	0 - 50	16,9	**659**

Stop jaw, fixed

- ▲ for clamping of large plates and workpieces
- ▲ price per piece

MSG 2

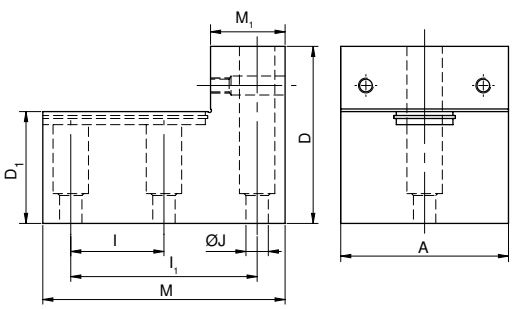

A mm	D mm	D1 mm	I ±0,015 mm	I1 ±0,015 mm	J F7 mm	M mm	M1 mm	Article no. 80 888 ...
65	95	60	50	100	12	130	40	**655**
90	95	60	50	100	12	130	40	**905**

Vice guide

Underside Dimensions	56	Structural dimension tables for the different jaws	57
System accessories	58–60	General accessories	91–103

MSG 2 – Fast setup and easy clamping for large workpieces

Using stop jaws and MSG 2 base bodies with reversible-adjusting jaws workpieces which are approximately the size of the table can be clamped with up to 50 kN clamping force quickly and safely.

MSG 2 underside dimensions

Base width 65 mm and length 220 mm

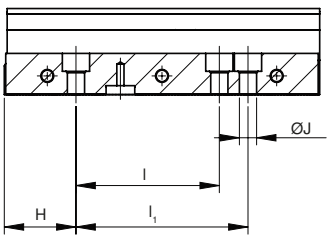

H ±0,02 mm	l ±0,02 mm	l1 ±0,02 mm	J F7 mm
50	100	120	12

Base width 65 mm and 90 mm, length 500 mm

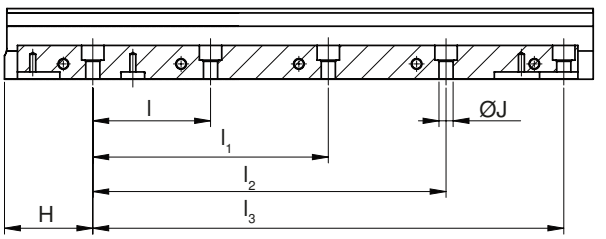

H ±0,02 mm	l ±0,02 mm	l1 ±0,02 mm	l2 ±0,02 mm	l3 ±0,02 mm	J F7 mm
75	100	200	300	400	12

Base width 65 mm and length 320 mm

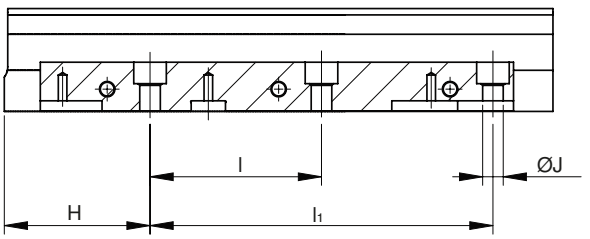

H ±0,02 mm	l ±0,02 mm	l1 ±0,02 mm	J F7 mm
85	100	200	12

Base width 90 mm and length 600 mm

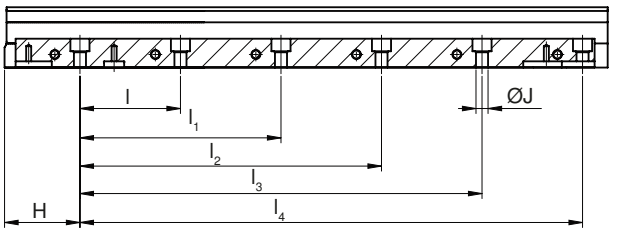

H ±0,02 mm	l ±0,02 mm	l1 ±0,02 mm	l2 ±0,02 mm	l3 ±0,02 mm	l4 ±0,02 mm	J F7 mm
75	100	200	300	400	500	12

Base width 65 mm and 90 mm, length 400 mm

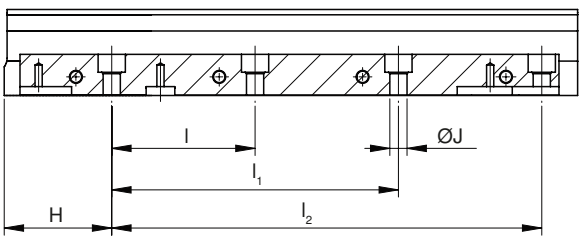

H ±0,02 mm	l ±0,02 mm	l1 ±0,02 mm	l2 ±0,02 mm	J F7 mm
75	100	200	300	12

Base width 65 mm and 90 mm, length 650 mm

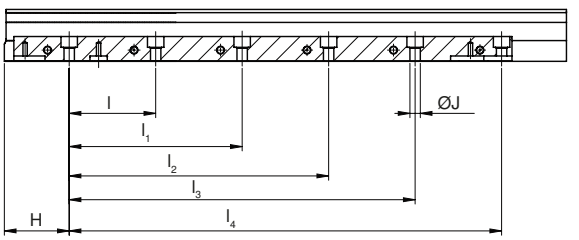

H ±0,02 mm	l ±0,02 mm	l1 ±0,02 mm	l2 ±0,02 mm	l3 ±0,02 mm	l4 ±0,02 mm	J F7 mm
75	100	200	300	400	500	12

MSG 2 structural dimension table for the different jaws

The spans are valid for use when using adjustment jaws without jaws and can therefore be reduced depending on the application.

Clamping with fixed and adjustable jaws

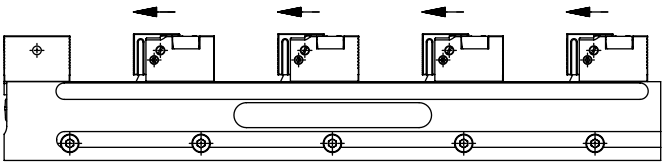

MSG 2	Standard multiple vice range							
	1	2	3	4	5	6	7	8
220	108	23						
320	208	73	28	5				
400	288	113	54	25	8			
500	388	163	88	50	28	13		
600	488	213	121	75	48	29	16	
650	538	238	138	88	58	38	23	

Clamping with fixed jaw, intermediate jaws incl. top jaws and one adjustable jaw

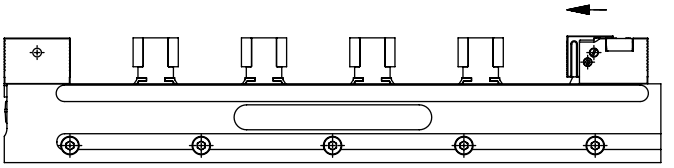

MSG 2	Standard multiple vice range									
	1	2	3	4	5	6	7	8	9	10
220	108	36	12							
320	208	87	45	25	13	5				
400	288	126	72	45	29	18	11	5		
500	388	176	106	70	49	35	25	17	11	7
600	488	226	139	95	69	52	39	30	23	17
650	538	251	155	108	79	60	46	36	28	22

Clamping with fixed and wedge jaws

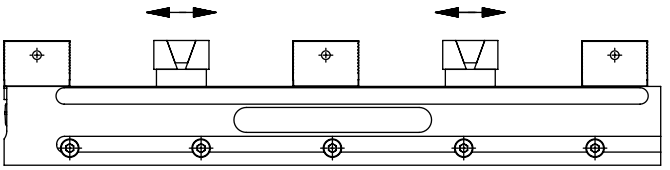

MSG 2	Standard multiple vice range				
	2	4	6	8	10
220	39	-	-	-	-
320	89	22	-	-	-
400	129	42	12	-	-
500	179	67	29	10	-
600	229	92	46	23	9
650	254	104	54	29	14

Clamping with fixed, adjustable and base jaws with guide

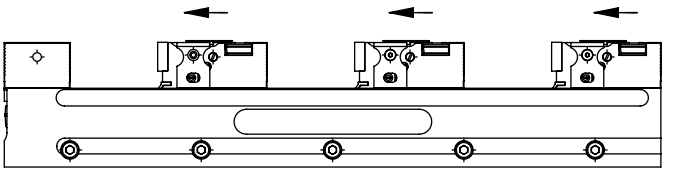

MSG 2	Standard multiple vice range					
	1	2	3	4	5	6
220	86	-	-	-	-	-
320	186	51	6	-	-	-
400	266	91	33	4	-	-
500	366	141	66	29	6	-
600	466	191	99	54	26	8
650	516	216	116	66	36	16

Standard multiple vice range

Extended single vice range

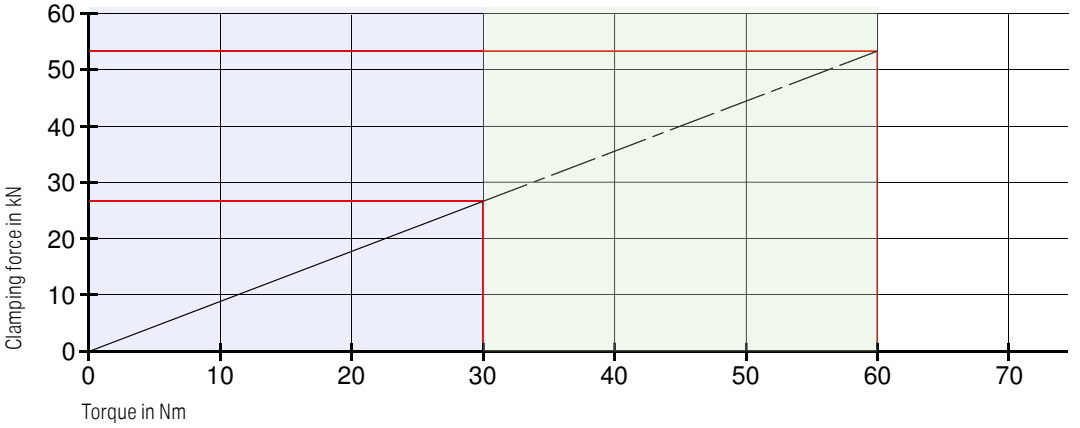

Maximum clamping force with **Multi vice**
for MSG 2 40, 60 and 90 mm.
27 kN per tie point corresponding to 30 Nm tightening force.

Maximum clamping force with **single vice**
for MSG 2 40, 60 and 90 mm.
50 kN corresponding to 60 Nm tightening force.

System jaws overview

Reversible jaw set, short

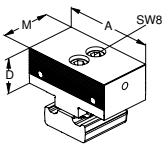

- with indexing teeth
- profiled clamping surfaces
- price per piece

Description	A	A_1	D	D_1	M	M_1	Price	Article No.	Type association								
									NCG	H5G / -S / -Z	ESG 4	ESG mini	HDG 2	ZSG 4	ZSG 3	DSG 4	MSG 2
	40		34,8		50			80 888 401									●
	65		34,8		50			80 888 651									●
	90		34,8		50			80 888 901									●

Reversible adjustable jaw profiled

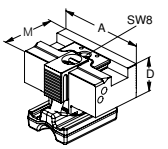

- for workpiece clamping and positioning of the next workpiece
- 4 mm stroke
- suitable for 65 and 90 mm width
- price per piece

Description	A	A_1	D	D_1	M	M_1	Price	Article No.	Type association								
									NCG	H5G / -S / -Z	ESG 4	ESG mini	HDG 2	ZSG 4	ZSG 3	DSG 4	MSG 2
	40		34,8		61,5			80 888 403									●
	65		34,8		61,5			80 888 653									●
	90		34,8		61,5			80 888 903									●

Reversible adjustable jaw with a pyramid profile

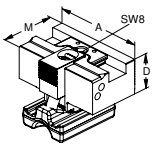

- for workpiece clamping and positioning of the next workpiece
- 4 mm stroke
- suitable for 65 and 90 mm width
- price per piece

Description	A	A_1	D	D_1	M	M_1	Price	Article No.	Type association								
									NCG	H5G / -S / -Z	ESG 4	ESG mini	HDG 2	ZSG 4	ZSG 3	DSG 4	MSG 2
	40		34,8		61,5			80 888 404									●
	65		34,8		61,5			80 888 654									●
	90		34,8		61,5			80 888 904									●

Wedge jaw

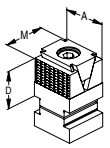

- with grip clamping surface
- 5.5 mm stroke
- including support and clamp
- price per piece

Description	A	A_1	D	D_1	M	M_1	Price	Article No.	Type association								
									NCG	H5G / -S / -Z	ESG 4	ESG mini	HDG 2	ZSG 4	ZSG 3	DSG 4	MSG 2
	40		35		40			80 888 408									●

Wedge jaw

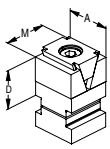

- with a smooth clamping surface
- 5.5 mm stroke
- including support and clamp
- price per piece

Description	A	A_1	D	D_1	M	M_1	Price	Article No.	Type association								
									NCG	H5G / -S / -Z	ESG 4	ESG mini	HDG 2	ZSG 4	ZSG 3	DSG 4	MSG 2
	40		35		40			80 888 405									●

Wedge jaw

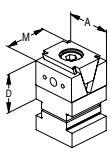

- with a smooth clamping surface and 2 M4 + 1x M6 threaded holes
- 5.5 mm stroke
- including support and clamp
- price per piece

Description	A	A_1	D	D_1	M	M_1	Price	Article No.	Type association								
									NCG	H5G / -S / -Z	ESG 4	ESG mini	HDG 2	ZSG 4	ZSG 3	DSG 4	MSG 2
	40		35		40			80 888 407									●

Wedge grip jaw, 3 mm

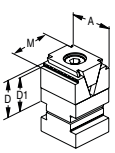

- including support and clamp
- price per piece

Description	A	A_1	D	D_1	M	M_1	Price	Article No.	Type association								
									NCG	H5G / -S / -Z	ESG 4	ESG mini	HDG 2	ZSG 4	ZSG 3	DSG 4	MSG 2
	40		35	32	40			NEW 80 888 51000									●

System jaws overview

Top jaw with guide

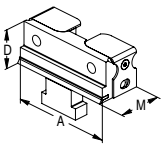

- ▲ for clamping without pull down effect
- ▲ minimum clamping depth of 2.5 mm
- ▲ price per piece

for width	A	A_1	D	D_1	M	Price	Article No.	NCG	H5G / -S / -Z	ESG 4	ESG mini	HDG 2	ZSG 4	ZSG 3	DSG 4	MSG 2
	40		**34,8**		**39**		**80 888 406**									●
	65		**34,8**		**39**		**80 888 656**									●
	90		**34,8**		**39**		**80 888 906**									●

Central jaw for clamping multiples and single piece machining

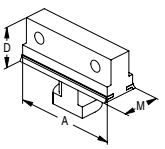

- ▲ hardened, pivoting
- ▲ for holding various top jaws
- ▲ price per piece

for width	A	A_1	D	D_1	M	Price	Article No.	NCG	H5G / -S / -Z	ESG 4	ESG mini	HDG 2	ZSG 4	ZSG 3	DSG 4	MSG 2
	65		**35**		**27**		**80 888 658**									●
	90		**35**		**27**		**80 888 908**									●

Top jaw with spring

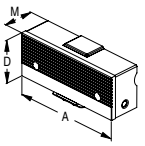

- ▲ One click location
- ▲ for clamping without pull down effect
- ▲ minimum clamping depth of 10 mm
- ▲ price per piece

for width	A	A_1	D	D_1	M	Price	Article No.	NCG	H5G / -S / -Z	ESG 4	ESG mini	HDG 2	ZSG 4	ZSG 3	DSG 4	MSG 2
65	**66**		**35,8**		**26**		**80 888 607**									●
90	**92**		**35,8**		**26**		**80 888 907**									●

Jaw, narrow profiled

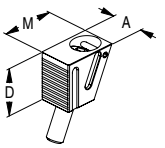

- ▲ price per piece

for width	A	A_1	D	D_1	M	Price	Article No.	NCG	H5G / -S / -Z	ESG 4	ESG mini	HDG 2	ZSG 4	ZSG 3	DSG 4	MSG 2
40 / 65 / 90	**22**		**31**		**35,3**		**80 888 002**									●

Jaw, narrow with pyramid profile

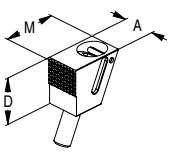

- ▲ price per piece

for width	A	A_1	D	D_1	M	Price	Article No.	NCG	H5G / -S / -Z	ESG 4	ESG mini	HDG 2	ZSG 4	ZSG 3	DSG 4	MSG 2
40 / 65 / 90	**22**		**31**		**36,3**		**80 888 004**									●

System accessories overview

Joint

▲ to connect 2 basic bodies

MSG 2

Article no. 80 889 ...
002

Adjustable stop with basic body

▲ for vibration damping

MSG 2

H mm	NEW Article no. 80 888 ...
16	51100

Cover

▲ stainless steel, cut to size

MSG 2

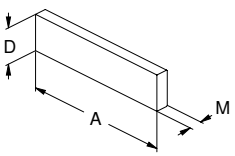

A mm	D mm	M mm	Article no. 80 889 ...
440	32	0,7	001

Support

▲ for vibration damping

MSG 2

H mm	NEW Article no. 80 888 ...
9 - 25	51200
14 - 30	51300

MNG-Adapter plate for MSG 2

Scope of supply:
plate including mounting accessories

MSG 2

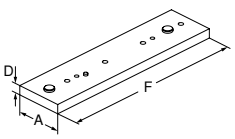

for width mm	A mm	D mm	F mm	Article no. 80 887 ...
65 / 90	100	20	400	400
65 / 90	100	20	500	500
90	100	20	600	600
65 / 90	100	20	650	650

Manual machine vice

- handy, universal vice with large clamping range
- stepped jaws with horizontal and vertical 120° prism
- optional material stop can be used on both sides

HSG

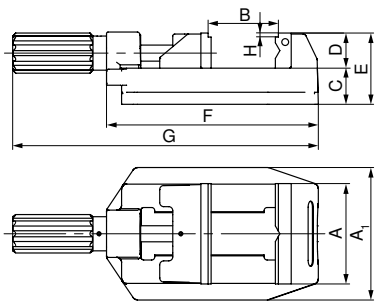

A mm	A1 mm	B mm	C mm	D mm	E mm	F mm	G mm	H mm	kg	Article no. 80 893 ...
80	112	0 - 81	36	35	71	194	286,5	4	4,5	**080**
100	132	0 - 100	36	35	71	211	304,5	4	5,6	**100**
125	156	0 - 131	40	40	84	274	386,0	4	11,2	**125**

Manual machine vice with clamping aid

- quick and accurate workpiece clamping using the clamping aid
- handy, universal vice with large clamping range
- stepped jaws with horizontal and vertical 120° prism
- optional material stop can be used on both sides
- N = Stroke with handle clamping

HSG

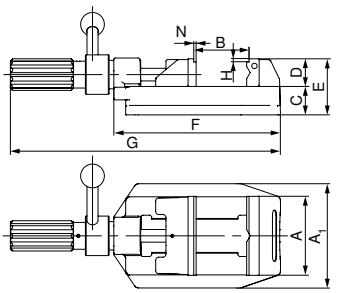

A mm	A1 mm	B mm	C mm	D mm	E mm	F mm	G mm	H mm	N mm	kg	Article no. 80 893 ...
100	132	0 - 100	36	35	71	211	342	4	1,5	6,1	**101**
125	156	0 - 133	44	40	84	274	405	4	1,5	11,7	**126**

Vice guide

System accessories 62
General accessories 91–103

System accessories overview

Workpiece stop

- fixed to the top section, either on the left, the right, or at both ends. The length adjustment can be performed quickly and accurately using a clamping screw.

HSG

for width mm	Article no. 80 893 ...
80/100/125	265

Guide rail

- avoids accidents
- prevents unwanted movement, lifting and dragging

HSG

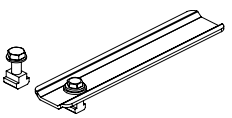

for width mm	Article no. 80 893 ...
80/100/125	260

Clamping set

- a movable support with an eccentric swivel plate allows any clamping position to be adopted on machine tables with different T-slot arrangements. The inside slot of the vice body provides an additional fixing option, just as with the 80 893 260 guide rail.
- price per Set

Scope of supply:
2 positioning clamps incl. clamping accessories.

HSG

for width mm	for slot width mm	Article no. 80 893 ...
80/100/125	12/14	250

Overview of MNG and PNG zero point clamping system

Base plate, round

- hardened and ground
- repeatability ≤ 0.01 mm
- insertion force 20 kN
- torque 30 Nm

MNG

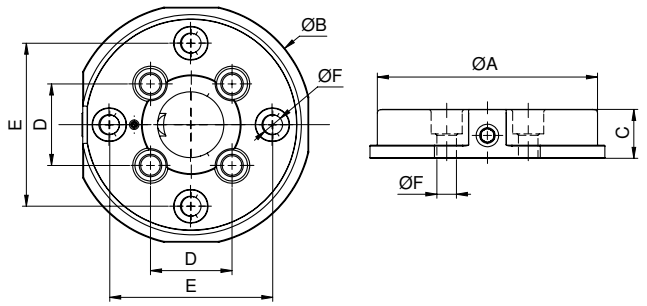

A mm	B mm	C ±0,005 mm	D mm	E mm	F H7 mm	kg	Article no. 80 899 ...
135	148	30	50	100	12	3,5	**125**

Vice guide

System accessories 73+74 General accessories 91–103

Base plate, rectangular

- insertion force 20 kN on the clamping bolt
- stainless and vacuum-hardened
- repeatability ≤ 0.01 mm
- tightening torque 30 Nm

MNG

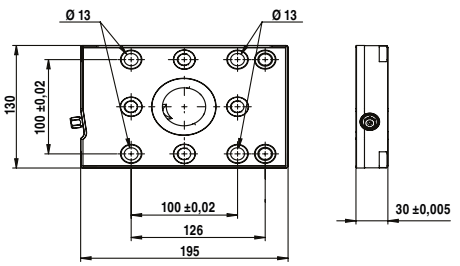

Size mm	kg	NEW Article no. 80 899 ...
195x130	5,2	65000

Base plate, rectangular 2-location

- insertion force 20 kN on the clamping bolt
- stainless and vacuum-hardened
- repeatability ≤ 0.01 mm
- tightening torque 30 Nm

MNG

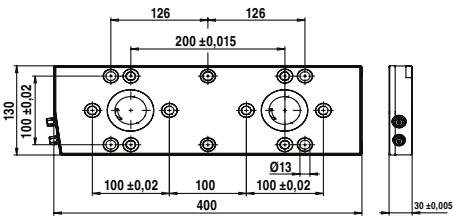

Size mm	kg	NEW Article no. 80 899 ...
400x130	11	65100

Vice guide

System accessories 73+74 General accessories 91–103

Base plate, rectangular 3-location

- insertion force 20 kN on the clamping bolt
- stainless and vacuum-hardened
- repeatability ≤ 0.01 mm
- tightening torque 30 Nm

MNG

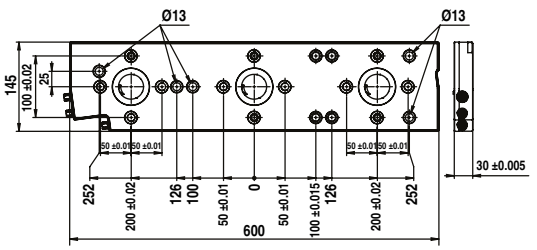

Size	kg	NEW Article no. 80 899 ...
600x145	18	65200

3 location base plate, 270 x 190 mm

- clamping force 20 kN on each location bolt
- 4 x M12 mounting holes for T-slot nuts 50 mm spread
- 8 x dowel bushes Ø12 F7 / M12
- 4 x dowel holes Ø18 H7 for positioning

MNG

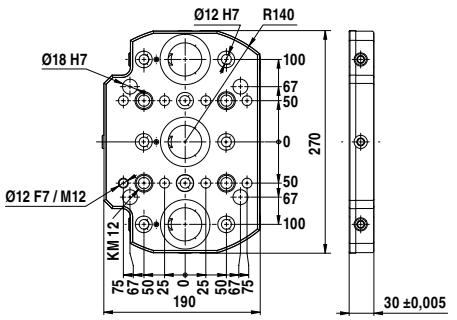

Size mm	kg	Article no. 80 899 ...
270x190	9	230

Vice guide

System accessories 73+74
General accessories 91–103

4 location base plate, 325 x 400 mm

- stainless and vacuum-hardened
- insertion force 20 kN on the clamping bolt
- 15 x mounting holes for M12, for T-slot spacing 50, 63, 100, 125 mm
- 14 x grid bushes Ø12 F7 / M12
- 3 x mating holes Ø18 H7 for positioning

MNG

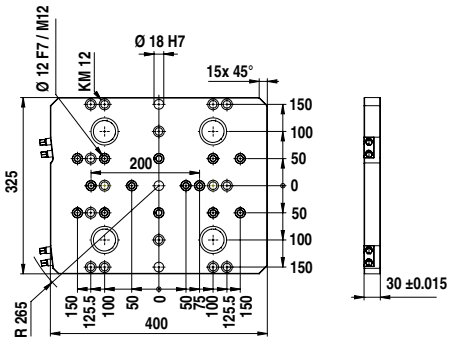

Size mm	kg	NEW Article no. 80 899 ...
325x400	27	63000 [1]

1) Not ex-stock

6 location base plate, 400 x 400 mm

- stainless and vacuum-hardened
- insertion force 20 kN on the clamping bolt
- 14 x mounting holes for M16, for T-slot spacing 63, 80, 100, 125 mm
- 2 x mounting holes for M12
- 18 x bushings Ø 12 F7 / M12
- 3 x fitting holes Ø 18 H7 for positioning

MNG

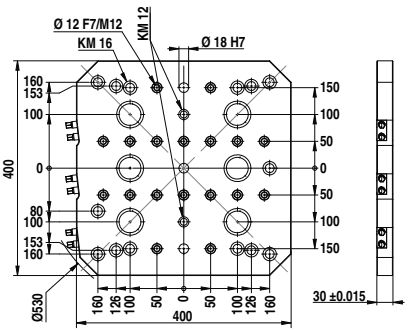

Size mm	kg	NEW Article no. 80 899 ...
400x400	31	63100 [1]

1) Not ex-stock

Vice guide

System accessories 73+74 General accessories 91–103

6 location base plate, 400 x 530 mm

- stainless and vacuum-hardened
- insertion force 20 kN on the clamping bolt
- 24 x mounting holes for M12, for T-slot spacing 50, 63, 100, 125 mm
- 22 x bushings Ø12 F7 / M12
- 3 x mating holes Ø18 H7 for positioning

MNG

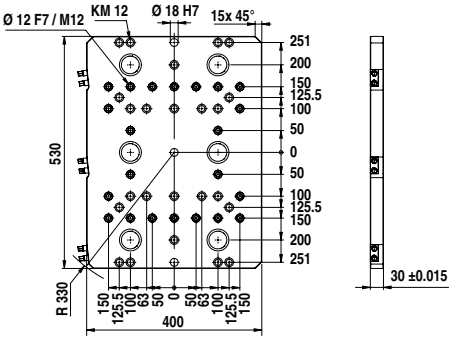

Size mm	kg	NEW Article no. 80 899 ...
400x530	44	63200 1)

1) Not ex-stock

10 location base plate, 488 x 534 mm

- stainless and vacuum-hardened
- insertion force 20 kN on the clamping bolt
- 27 x mounting holes M12 for T-slot spacing 50, 63, 100, 125 mm and star slots 45°
- 24 x bushings Ø12 F7 / M12
- 3 x mating holes Ø18 H7 for positioning

MNG

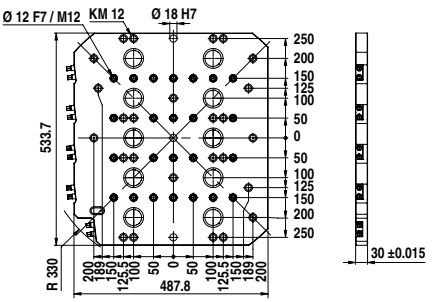



Size mm	kg	NEW Article no. 80 899 ...
488x534	51	63300 1)

1) Not ex-stock

Vice guide

System accessories 73+74 General accessories 91–103

Alignment Pin

MNG

$D_{1\ n6}$ mm	$D_{2\ h6}$ mm	Article no. 80 899 ...
18	14	607
18	18	608
18	20	609
18	22	610

Centering Pin

MNG

$D_{1\ n6}$ mm	$D_{2\ h6}$ mm	Article no. 80 899 ...
18	30	602
18	32	603
18	50	604

Console with zero point clamping module

- ▲ universal application on all machine tables
- ▲ clamping force 20 kN

Scope of supply:

plate incl. MNG round clamping module

MNG

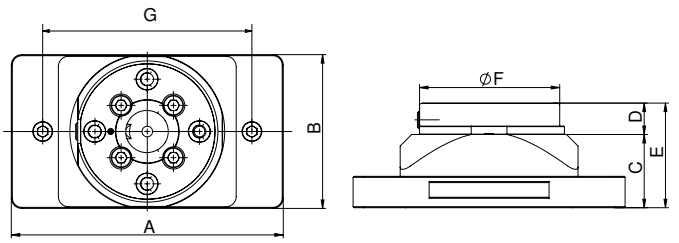

A mm	B mm	C mm	D mm	E mm	F mm	G mm	kg	Article no. 80 899 ...
260	147	70	30	100	135	200	8,9	**425**

Console

- ▲ universal application on all machine tables
- ▲ material: Aluminum, hard anodized

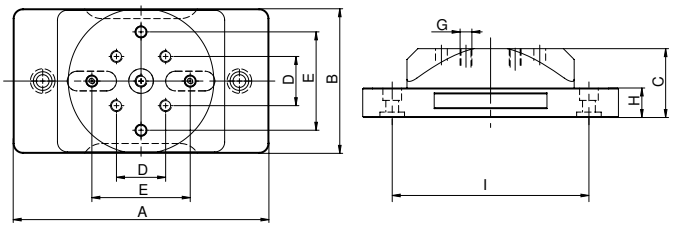

A mm	B mm	C mm	D mm	E ±0,02 mm	G	H mm	I mm	kg	Article no. 80 899 ...
260	147	70	50	100	M12	30	200	5,5	**420**

Vice guide

System accessories 73+74 General accessories 91–103

Double console with zero point clamping module

- ▲ universally applicable on all machine tables
- ▲ material: Aluminium Hard Anodised

Scope of supply:
console including MNG round clamping module

MNG

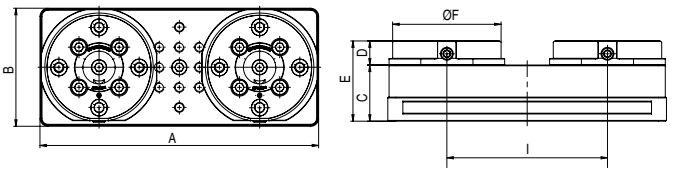

A mm	B mm	C mm	D mm	E mm	F mm	I mm	kg	Article no. 80 899 ...
347	147	70	30	100	135	200	16,5	**435**

Double console

- ▲ universally applicable on all machine tables
- ▲ material: Aluminium Hard Anodised

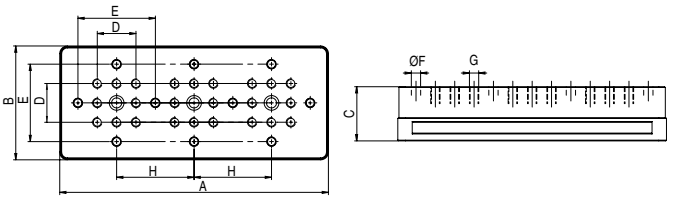

A mm	B mm	C mm	D mm	$E_{\pm 0,02}$ mm	F mm	G	H mm	kg	Article no. 80 899 ...
347	147	70	50	100	12	M12	100	9,3	**430**

Vice guide

System accessories 73+74 General accessories 91–103

Console with zero point clamping module

MNG

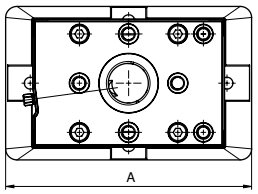

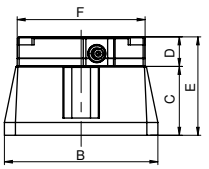

A mm	B mm	C mm	D mm	E mm	F mm	NEW Article no. 80 878 ...
250	156	70	30	100	130	**54000**

Console

ZSG 4

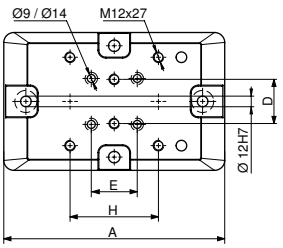

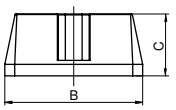

A mm	B mm	C mm	D mm	E mm	H mm	NEW Article no. 80 878 ...
250	156	70	50	52	100	**54100**

Assembly set for console

For type	NEW Article no. 80 878 ...
ZSG-4.80.L130-L190	**54200**

Vice guide

System accessories 73+74 General accessories 91–103

Aluminum form chuck for MNG

- ▲ for incorporation of forms for 2nd op machining
- ▲ l_1 maximum application depth

Scope of supply:

Collet with positioning pins, without locating bolts

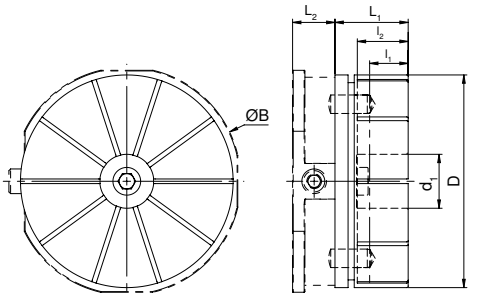



B mm	D mm	d_1 mm	l_1 mm	l_2 mm	L_1 mm	L_2 mm	Article no. 80 899 ...
148	138	35	22	33	47,5	27,5	**500**

Machineable Alu chuck to suit round MNG

Machineable Alu chuck to suit round MNG with clamped workpiece

The maximum cutting depth l_1 is 22 mm

Available on request

Grid plate

Blank plate

Adjustable ring for MNG form collet

MNG

Article no. 80 899 ...
510

Vice guide

System accessories 73+74
General accessories 91–103

MNG pull studs

▲ centering stud Ø 25 H7

Scope of supply:
without mounting screws

MNG

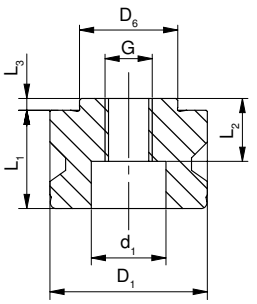

D_6 mm	D_1 mm	L_1 mm	L_2 mm	L_3 mm	d_1 mm	G	Article no. 80 899 ...
25	40	27	17	3	19	M12	025

Bungs

MNG

D_1 mm	Article no. 80 899 ...
40	040

MNG Dowel Set

▲ for ESG mini 4V tower and direct workpiece clamping
▲ price per 2 Pieces

MNG

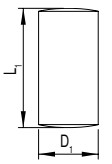

$D_{1\ h6}$ mm	L_1 mm	Article no. 80 899 ...
12	24	120

Sealing plug with O-ring

MNG

G	Article no. 80 899 ...
M12	126

MNG positioning pin set

▲ for ESG mini and direct workpiece clamping
▲ price per 2 Pieces

MNG

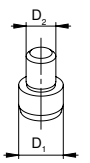

for width mm	D_1 mm	D_2 mm	Article no. 80 899 ...
65	12	8	128

MNG indexing bolt

MNG

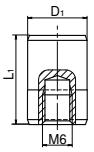

NEW

D_1 mm	L_1 mm	Article no. 80 899 ...
12	18	51500

Clamping Screw Set for T-slot for MNG

▲ price for 2 pieces

MNG

NEW

for width mm	G	Article no. 80 899 ...
12	M8	63800
12	M10	63400
14	M8	63900
14	M12	63500
15	M12	63700
16	M8	64000
16	M12	63600
18	M8	64100

Clamping set for 14 mm T-slot

▲ T-nuts are modified for 63 mm slot pitch
▲ price per 2 Pieces

MNG

for width mm	Slot spacing mm	Article no. 80 899 ...
14	63	614

Alignment/centering set for T-slots

Scope of supply:

1 Terminal block, 2 T-nuts, 2 screws, 2 washers for width 12 mm, without clamping strip!

MNG

G mm	for width mm	Article no. 80 899 ...
50	12	012 [1]
50	14	014
50	16	016
50	18	018
100	12	81200
100	14	81400
100	16	81600
100	18	81800

1) For 12mm width excluding clamping strip

Round claw

▲ for MNG clamping system
▲ price includes 2 pieces

MNG

Article no. 80 899 ...
300

Replacement clamping unit

▲ 3-Piece Set

MNG

Type	Article no. 80 899 ...
MNG rund	026

1-position clamping station

- clamping force 7.5 kN
- repeatability 0.005 mm
- unlocking pressure 6 bar
- 8 mm pneumatic connection

Scope of supply:
including 2 clamps, without indexing bolts

PNG

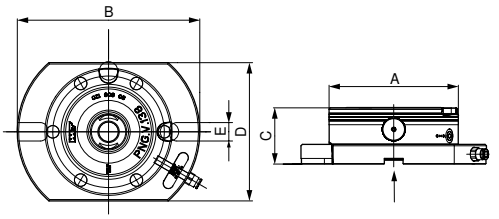

A mm	B mm	C ±0,005 mm	D mm	E H5 mm	kg	Article no. 80 809 ...
138	198	60	150	20	6,9	**010**

2-position clamping station, 399 x 199 mm

- clamping force 7.5 kN
- repeatability 0.005 mm
- unlocking pressure 6 bar
- 8 mm pneumatic connection

Scope of supply:
including 4 clamps

PNG

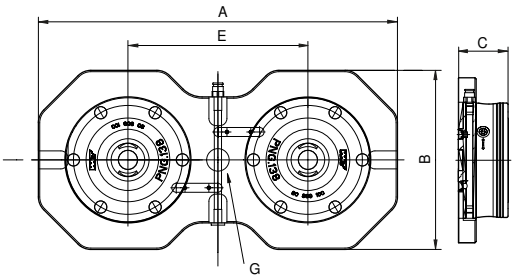

A mm	B mm	C mm	E mm	G H7 mm	kg	Article no. 80 809 ...
399	199	60	200	25	16,5	**020**

4-position clamping station, 399 x 399 mm

- clamping force 7.5 kN
- repeatability 0.005 mm
- unlocking pressure 6 bar
- 8 mm pneumatic connection

Scope of supply:
including 4 clamps

PNG

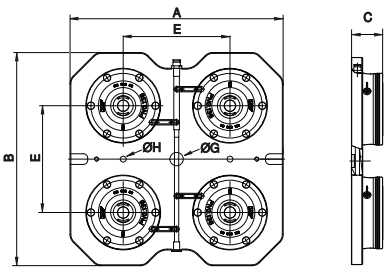

A mm	B mm	C mm	E mm	G_{H7} mm	H mm	kg	Article no. 80 809 ...
399	399	60	200	25	11	34,8	**040**

6-position clamping station, 599 x 399 mm

- clamping force 7.5 kN
- repeatability 0.005 mm
- unlocking pressure 6 bar
- 8 mm pneumatic connection

Scope of supply:
including 6 clamps

PNG

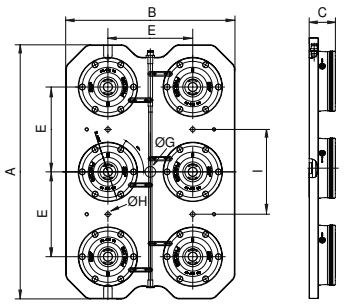

A mm	B mm	C mm	E mm	G_{H7} mm	H mm	I mm	kg	Article no. 80 809 ...
599	399	60	200	25	11	200	53	**060**

Zero point clamping module PNG.SM.138

- ▲ clamping force 7.5 kN
- ▲ clamping force with Power function 25 kN
- ▲ repeatability 0.005 mm
- ▲ unlocking pressure 6 bar

Scope of supply:
including Ø 9x15 O rings, M8 fixing screws

PNG

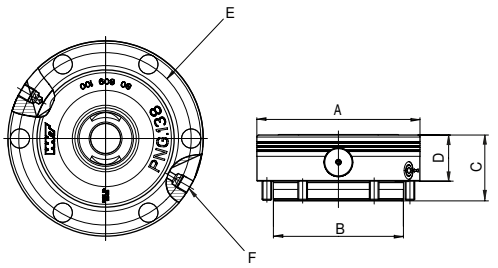

A mm	B mm	C mm	D mm	E mm	F inch	kg	Article no. 80 809 ...
138	110	56	39	121	1/8	4,4	**100**

Zero point clamping module PNG.SM.V.138

- ▲ clamping module with anti-rotation lock
- ▲ clamping force 7.5 kN
- ▲ clamping force with Power function 25 kN
- ▲ repeatability 0.005 mm
- ▲ unlocking pressure 6 bar

Scope of supply:
including Ø 9x15 O rings, M8 fixing screws

PNG

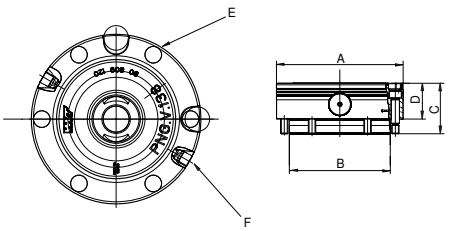

A mm	B mm	C mm	D mm	E mm	F inch	kg	Article no. 80 809 ...
138	110	56	39	121	1/8	4,4	**120**

Zero point clamping system PNG.SM.T.138

- clamping force 6 kN
- clamping force with Power function 20 kN
- repeatability 0.005 mm
- unlocking pressure 6 bar

Scope of supply:
including Ø 9x15 O rings, M8 fixing screws

PNG

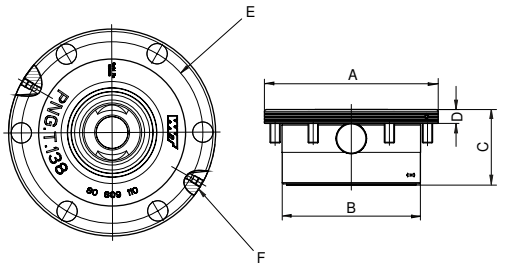

A mm	B mm	C mm	D mm	E mm	F inch	kg	Article no. 80 809 ...
138	110	60	11	121	1/8	3,7	110

PNG clamping bolt

- three bolt types – ZB (centring bolt), PB (positioning bolt), HB (clamping bolt)
- precision location bolts ensuring accuracy and repeatability
- clamping force 50 kN

Scope of supply:
incl. M12 fixing screw

PNG

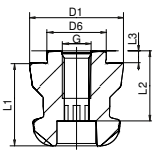

Type	$D_{6\ H6}$ mm	D_1 mm	L_1 mm	L_2 mm	L_3 mm	G	Article no. 80 809 ...
ZB	25	40	35	27	5	M12	070
PB	25	40	35	27	5	M12	071
HB	25	40	35	27	5	M12	072

PNG protective cover

PNG

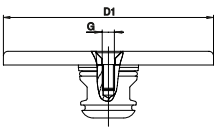

D_1 mm	G	Article no. 80 809 ...
138	M8	074

PNG indexing bolt

PNG

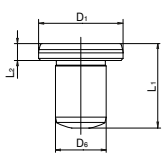

$D_{1\ h5}$ mm	L_1 mm	L_2 mm	$D_{6\ m6}$ mm	Article no. 80 809 ...
20	20	4	12	073

Magnetic clamping technology overview

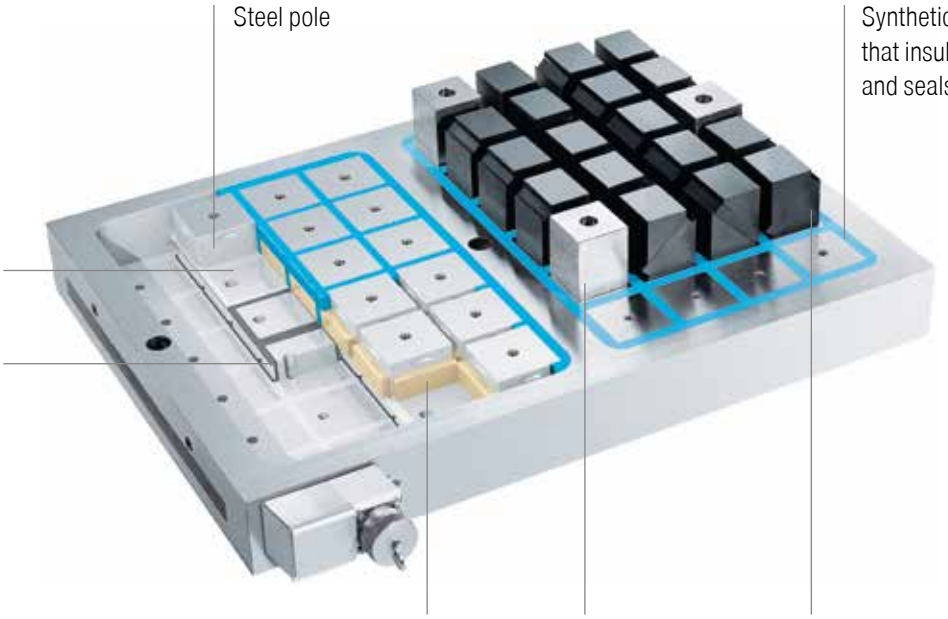

Magnetic chuck set 1, 315 x 315 mm

Scope of supply:
magnetic chuck MST-P 315 x 315 mm
MST-SEH control unit
fixed pole extensions x 3, height 54 mm
movable pole extensions x 9
fixing screws

MST

Size mm	Number of poles	Clamping force kN	Article no. 80 808 ...
315x315	16	62,8	010

Maximum clamping force specified covers all poles

Magnetic chuck set 2, 430 x 315 mm

Scope of supply:
magnetic chuck MST-P 430 x 315 mm
MST-SEH control unit
fixed pole extensions x 3, height 54 mm
movable pole extensions x 12
fixing screws

MST

Size mm	Number of poles	Clamping force kN	Article no. 80 808 ...
430x315	24	94,2	**020**

Maximum clamping force specified covers all poles

Magnetic chuck set 3, 430 x 430 mm

Scope of supply:
magnetic chuck MST-P 430 x 430 mm
MST-SEH control unit
fixed pole extensions x 3, height 54 mm
movable pole extensions x 15
fixing screws

MST

The magnetic chuck shown is for illustration purposes only

Size mm	Number of poles	Clamping force kN	Article no. 80 808 ...
430x430	36	141,3	**030**

Maximum clamping force specified covers all poles

Magnetic chuck set 4, 600 x 430 mm

Scope of supply:
magnetic chuck MST-P 600x430 mm
MST-SEH control unit
fixed pole extensions x 3, height 54 mm
movable pole extensions x 27
fixing screws

MST

The magnetic chuck shown is for illustration purposes only

Size mm	Number of poles	Clamping force kN	Article no. 80 808 ...
600x430	48	188,4	**040**

Maximum clamping force specified covers all poles

MST-P magnetic chucks

- minimum workpiece material thickness 10 mm
- minimum workpiece dimensions 100 x 100 mm

Scope of supply:
including fixing screws

MST

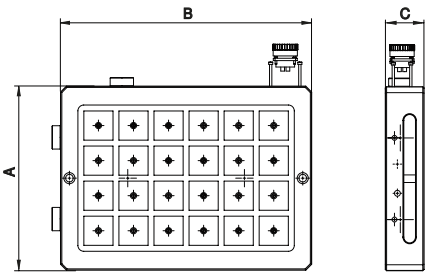



Size mm	A mm	B mm	C mm	kg	Number of poles	Clamping force kN	Article no. 80 808 ...
315X315	315	315	66	50	16	62,8	**011**
430X315	430	315	66	65	24	94,2	**021**
430x430	430	430	66	85	36	141,3	**031**
600x430	600	430	66	120	48	188,4	**041**
800x600	800	600	66	220	80	314,0	**051**

Maximum clamping force specified covers all poles

MST-SEH control unit

▲ suitable for all MST chucks

Scope of supply:
control unit including control element and electrical cables

MST

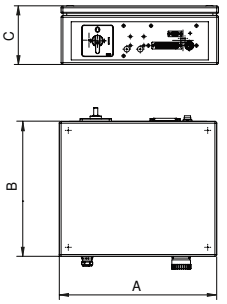

A mm	B mm	C mm	Frequency Hz	Voltage V	Article no. 80 808 ...
300	300	120	50	380	**100**

Fixed pole extensions

▲ price per piece

Scope of supply:
including fixing screw

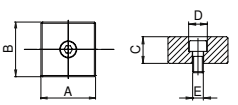

C	A	B	D	E	Article no. 80 808 ...
mm	mm	mm	mm	mm	
20	45,0	45,0	15	9	**110**
54	45,0	45,0	15	9	**115**

Movable pole extensions

▲ price per piece

Scope of supply:
including fixing screw

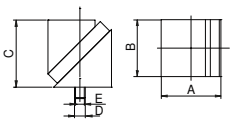

A	B	C	D	E	Article no. 80 808 ...
mm	mm	mm	mm	mm	
47,2	45,0	54	15	9	**116**

Overview of multi-adapter pallets

Multi-adapter pallet 159 x 159 mm



Application examples

Multi-adapter pallet 159 x 159 mm

▲ multi-adapter pallet for mounting PNG and MNG

Scope of supply:

incl. clamping bolts and screws
without pull studs

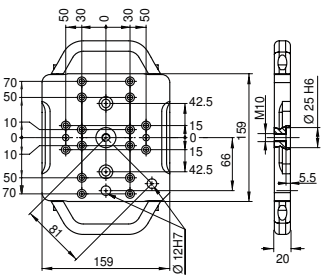



Size mm	kg	Article no. 80 809 ...
159x159	4	500

Mounting set – multi-adapter pallet 159 x 159 mm

▲ price per set

For type	Article no. 80 878 ...	Article no. 80 884 ...
ZSG-3.40		500
ZSG-3.65		501
ZSG-4.80	503	

Overview of multi-adapter pallets

Multi-adapter pallet 399 x 159 mm



Application examples

Multi-adapter pallet 399 x 159 mm

▲ multi-adapter pallet for mounting PNG and MNG

Scope of supply:

incl. clamping bolts and screws
without pull studs

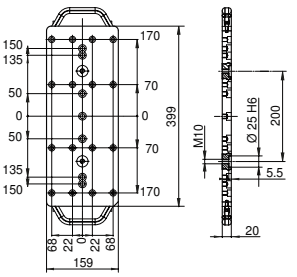

Size mm	kg	Article no. 80 809 ...
399x159	10	501

Mounting set – multi-adapter pallet 399 x 159 mm

▲ price per set

For type	Article no. 80 897 ...	Article no. 80 884 ...
ESGMINI.65	500	
ZSG-3.65/ZSG-4.80/125L160/ESG-4.80		503

Overview of multi-adapter pallets

Multi-adapter pallet 399 x 399 mm

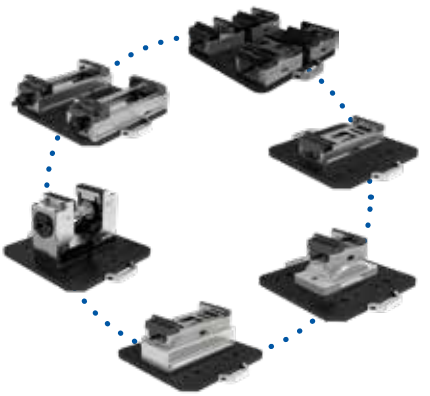

Application examples

Multi-adapter pallet 399 x 399 mm

▲ multi-adapter pallet for mounting PNG and MNG

Scope of supply:

incl. clamping bolts and screws
without pull studs

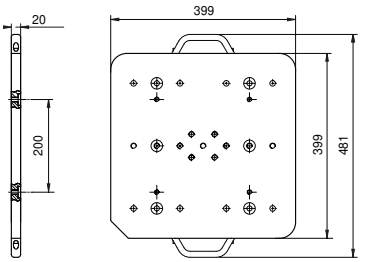



Size mm	kg	Article no. 80 809 ...
399x399	25	502

Mounting set – multi-adapter pallet 399 x 399 mm

▲ price per set

For type	Article no. 80 901 ...	Article no. 80 898 ...	Article no. 80 878 ...
ESG4.125	500		
H5G.125		500	
ZSG-4.125.L160			500
ZSG-4.125.L160.K			502
ZSG-4.125.L300			501
ZSG-4.125.L300-DK			504

Steel clamping pallet, 159 x 159 mm

- ▲ clamping pallet for mounting PNG
- ▲ without hole pattern

Scope of supply:

unmachined clamping pallet, PNG clamping bolt and positioning pin

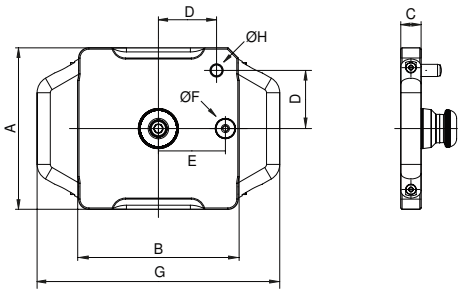

Size mm	A mm	B mm	C mm	D mm	E mm	F_{H5} mm	G mm	H_{m6} mm	kg	Article no. 80 809 ...
159x159	159	159	20	58	66	20	239	12	4,2	**080**

Aluminium clamping pallet, 159 x 159 mm

- ▲ clamping pallet for mounting PNG
- ▲ without hole pattern

Scope of supply:

unmachined clamping pallet, PNG clamping bolt and positioning pin

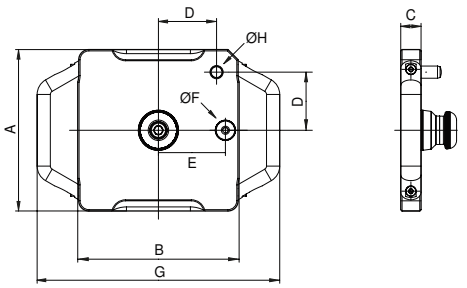

Size mm	A mm	B mm	C mm	D mm	E mm	F_{h5} mm	G mm	H_{m6} mm	kg	Article no. 80 809 ...
159x159	159	159	25	58	66	20	239	12	2,2	**081**

Steel clamping pallet, 399 x 159 mm

- ▲ clamping pallet for mounting PNG and MNG
- ▲ without hole pattern

Scope of supply:

unmachined clamping pallet, PNG clamping bolt and positioning pin

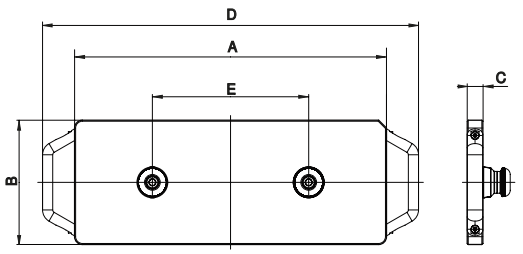

Size mm	A mm	B mm	C mm	D mm	E mm	kg	Article no. 80 809 ...
399x159	399	159	20	481	200	10,6	**082**

Aluminium clamping pallet, 399 x 159 mm

- ▲ clamping pallet for mounting PNG and MNG
- ▲ without hole pattern

Scope of supply:

unmachined clamping pallet, PNG clamping bolt and positioning pin

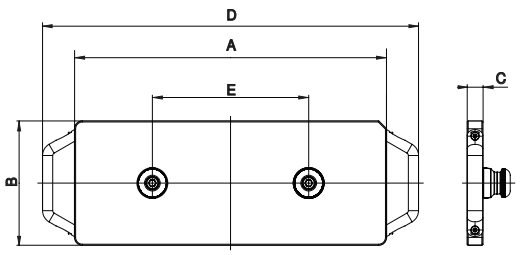

Size mm	A mm	B mm	C mm	D mm	E mm	kg	Article no. 80 809 ...
399x159	399	159	25	481	200	5,1	**083**

Steel clamping pallet, 399 x 399 mm

- ▲ clamping pallet for mounting PNG and MNG
- ▲ without hole pattern

Scope of supply:

unmachined clamping pallet, PNG clamping bolt and positioning pin

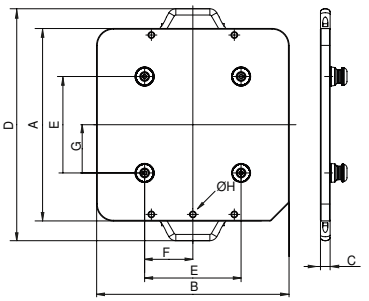

Size mm	A mm	B mm	C mm	D mm	E mm	F mm	G mm	H	kg	Article no. 80 809 ...
399x399	399	399	20	481	200	100	100	M10	28	**084**

Aluminium clamping pallet, 399 x 399 mm

- ▲ clamping pallet for mounting PNG and MNG
- ▲ without hole pattern

Scope of supply:

unmachined clamping pallet, PNG clamping bolt and positioning pin

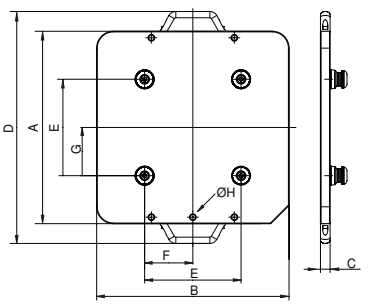

Size mm	A mm	B mm	C mm	D mm	E mm	F mm	G mm	H	kg	Article no. 80 809 ...
399x399	399	399	25	481	200	100	100	M10	12	**085**

Steel clamping pallet, 599 x 159 mm

- ▲ clamping pallet for mounting PNG and MNG
- ▲ without hole pattern

Scope of supply:

unmachined clamping pallet, PNG clamping bolt and positioning pin

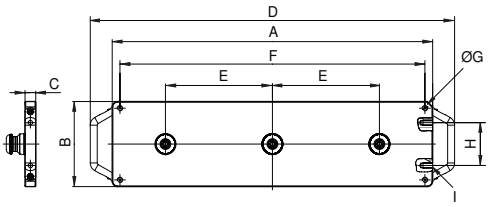

Size mm	A mm	B mm	C mm	D mm	E mm	F mm	G	H mm	I mm	kg	Article no. 80 809 ...
599x159	599	159	20	681	200	570	M10	80	M10	15,6	**086**

Aluminium clamping pallet, 599 x 159 mm

- ▲ clamping pallet for mounting PNG and MNG
- ▲ without hole pattern

Scope of supply:

unmachined clamping pallet, PNG clamping bolt and positioning pin

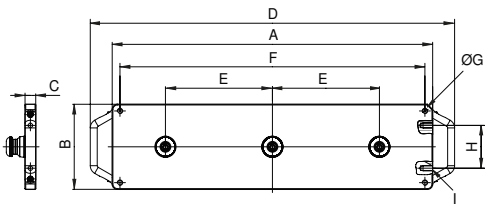

Size mm	A mm	B mm	C mm	D mm	E mm	F mm	G	H mm	I mm	kg	Article no. 80 809 ...
599x159	599	159	25	681	200	570	M10	80	M10	7,4	**087**

General top jaws overview

6 function indexable jaw

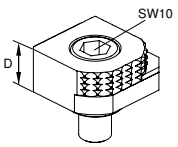

- 1 = Smooth, carbide coated
- 2 = Grip with 3 mm step
- 3 = Grip with 8 mm step
- 4 = Grip with 18 mm step
- 5 = Rough grip with 8 mm step
- 6 = Round grip
- M_{max} = 60 Nm
- including fixation screws

Description	A	D	D_1	M	M_1	Price	Article No.	NCG	H5G / -S / -Z	ESG 4	ESG mini	HDG 2	ZSG 4	ZSG 3	DSG 4	MSG 2	HSG
		18					80 892 246	●	●	●	●		●		●		

Stepped jaw, grip with T-slot

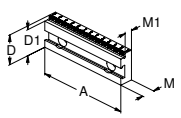

- T-slot for accommodating a positioning bar
- with 6.5 mm wide contact surface suitable for workpieces with rough edges
- laser etched graduation marks (2 mm) as a positioning aid
- Price per piece

Description	A	D	D_1	M	M_1	Price	Article No.	NCG	H5G / -S / -Z	ESG 4	ESG mini	HDG 2	ZSG 4	ZSG 3	DSG 4	MSG 2	HSG
	100	35	32	17,5	11,5		80 892 341	●			●	●					●
	100	35	30	17,5	11,5		80 892 342	●			●	●					●
	100	35	27	17,5	11,5		80 892 343	●			●	●					●
	125	40	37	17,5	11,5		80 892 344	●	●	●		●	●		●		●
	125	40	35	17,5	11,5		80 892 345	●	●	●		●	●				●
	125	40	32	17,5	11,5		80 892 346	●	●	●		●	●		●		●
	160	50	45	20	13,5		80 892 348	●		●		●	●				
	160	50	42	20	13,5		80 892 349	●		●		●	●				

Positioning bar

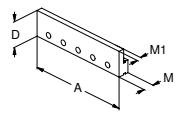

- for stepped jaw with T-slot
- different clamping depths achievable through milling
- by milling the bar can be used as stop strip
- material 1.7131 can be hardened if required
- price per piece

Description	A	D	D_1	M	M_1	Price	Article No.	NCG	H5G / -S / -Z	ESG 4	ESG mini	HDG 2	ZSG 4	ZSG 3	DSG 4	MSG 2	HSG
	100	32		13,5	7		80 892 338	●			●	●					●
	125	32		13,5	7		80 892 339	●	●	●		●	●		●		●
	160	32		13,5	7		80 892 340	●		●		●	●				

Stepped jaw, 18 mm with 3 mm Grip Step

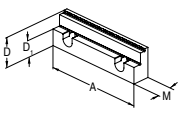

- price per piece

Description	A	D	D_1	M	M_1	Price	Article No.	NCG	H5G / -S / -Z	ESG 4	ESG mini	HDG 2	ZSG 4	ZSG 3	DSG 4	MSG 2	HSG
	125	40	22	21,5			80 892 288	●	●	●		●	●		●		●

Stepped jaw, grip 3, 5 and 8 mm

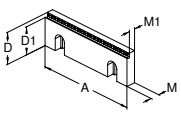

- price per piece

Description	A	D	D_1	M	M_1	Price	Article No.	NCG	H5G / -S / -Z	ESG 4	ESG mini	HDG 2	ZSG 4	ZSG 3	DSG 4	MSG 2	HSG
	100	35	27	10	7,5		80 892 29200	●			●	●					●
	100	35	30	10	7,5		80 892 29000	●			●	●					●
	100	35	32	10	7,5		80 892 29400	●			●	●					●
	125	40	32	11,5	9		80 892 29300	●	●	●		●	●		●		●
	125	40	35	11,5	9		80 892 29100	●	●	●		●	●		●		●
	125	40	37	11,5	9		80 892 29500	●	●	●		●	●		●		●
	160	50	42	13,5	11		80 892 29900	●		●		●	●				
	160	50	45	13,5	11		80 892 29800	●		●		●	●				
	160	50	47	13,5	11		80 892 29700	●		●		●	●				

Stepped jaw, Grip

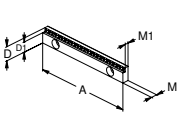

- price per piece

Description	A	D	D_1	M	M_1	Price	Article No.	NCG	H5G / -S / -Z	ESG 4	ESG mini	HDG 2	ZSG 4	ZSG 3	DSG 4	MSG 2	HSG
	125	18	13	8	5,5		80 898 252		●	●					●		
	125	18	15	8	5,5		80 898 250		●	●					●		

General top jaws overview

Grip stepped jaw, reversible

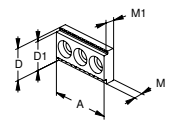

▲ for vertical and horizontal application
▲ price per piece

Description	A	D	D_1	M	M_1	Price	Article No.	NCG	H5G / -S / -Z	ESG 4	ESG mini	HDG 2	ZSG 4	ZSG 3	DSG 4	MSG 2	HSG
	40	22	20	8	5,5		80 895 320				●						

Grip jaw, indexable

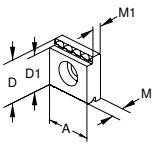

▲ for vertical and horizontal application
▲ 3 point clamping
▲ price per piece

Description	A	D	D_1	M	M_1	Price	Article No.	NCG	H5G / -S / -Z	ESG 4	ESG mini	HDG 2	ZSG 4	ZSG 3	DSG 4	MSG 2	HSG
	22	22	19	8	5,5		80 895 335		●		●		●	●		●	
	35	35	32	10,5	8		80 895 345	●			●	●				●	

Smooth jaw

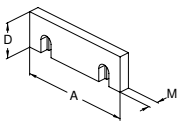

▲ price per piece

Description	A	D	D_1	M	M_1	Price	Article No.	NCG	H5G / -S / -Z	ESG 4	ESG mini	HDG 2	ZSG 4	ZSG 3	DSG 4	MSG 2	HSG
	100	35		10			80 892 20400	●			●	●					●
	125	40		11,5			80 892 20500	●		●		●	●		●		●
	160	50		13,5			80 892 20600	●		●		●	●				

Stepped jaw, smooth

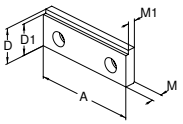

▲ price per piece

Description	A	D	D_1	M	M_1	Price	Article No.	NCG	H5G / -S / -Z	ESG 4	ESG mini	HDG 2	ZSG 4	ZSG 3	DSG 4	MSG 2	HSG
	71,6	35	31	10,2	7,2		80 893 081										●
	80	35	31	10,2	7,2		80 893 082										●
	100	35	31	10,2	7,2		80 893 102										●
	125	40	36	11,8	8,8		80 893 127										●

Stepped jaw, smooth

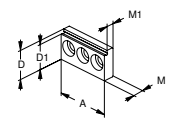

▲ can be used as smooth jaw or stepped jaw horizontally or vertically
▲ hardened and ground jaws
▲ price per piece

Description	A	D	D_1	M	M_1	Price	Article No.	NCG	H5G / -S / -Z	ESG 4	ESG mini	HDG 2	ZSG 4	ZSG 3	DSG 4	MSG 2	HSG
	40	22	19	8	5,5		80 895 318				●						

Stepped jaw, 5 mm

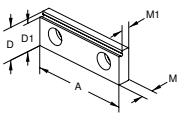

▲ price per piece

Description	A	D	D_1	M	M_1	Price	Article No.	NCG	H5G / -S / -Z	ESG 4	ESG mini	HDG 2	ZSG 4	ZSG 3	DSG 4	MSG 2	HSG
	80	28	23	10	7,5		80 878 830			●			●		●		

Stepped jaw, coated 5 mm

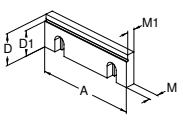

▲ price per piece

Description	A	D	D_1	M	M_1	Price	Article No.	NCG	H5G / -S / -Z	ESG 4	ESG mini	HDG 2	ZSG 4	ZSG 3	DSG 4	MSG 2	HSG
	125	40	35	11,5	9,5		80 892 250	●	●	●		●	●		●		●

General top jaws overview

Stepped jaw, grip, 3 mm

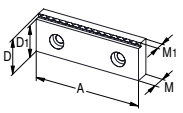

▲ price per piece

Description	Illustration	A	D	D_1	M	M_1	Price	Article No.	Type association										
									NCG	H5G / -S / -Z	ESG 4	ESG mini	HDG 2	ZSG 4	ZSG 3	DSG 4	MSG 2	HSG
		80	28	25	10	7		80 906 30900			●			●		●		

Stepped jaw, 17 mm

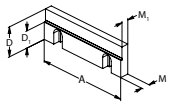

▲ price per piece

									NCG	H5G / -S / -Z	ESG 4	ESG mini	HDG 2	ZSG 4	ZSG 3	DSG 4	MSG 2	HSG
	125	40	23	11,5	9,5		80 892 244		●	●	●		●	●		●		●

Stepped jaw, smooth

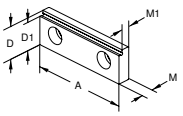

▲ can be used as smooth or stepped jaw
▲ jaw hardened and ground
▲ price per piece

									NCG	H5G / -S / -Z	ESG 4	ESG mini	HDG 2	ZSG 4	ZSG 3	DSG 4	MSG 2	HSG
	65	22	19	8	5,5		80 895 332			●		●					●	

Stepped jaw, smooth

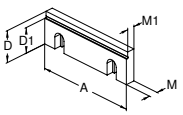

▲ price per piece

									NCG	H5G / -S / -Z	ESG 4	ESG mini	HDG 2	ZSG 4	ZSG 3	DSG 4	MSG 2	HSG
	100	35	30	10	7,5		80 892 21400		●			●	●					●
	125	40	32	11,5	9,5		80 892 21500		●	●	●		●	●		●		●
	160	50	42	13,5	10,5		80 892 21600		●		●		●	●				

Jaw, grip

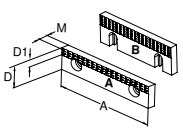

▲ price per piece

									NCG	H5G / -S / -Z	ESG 4	ESG mini	HDG 2	ZSG 4	ZSG 3	DSG 4	MSG 2	HSG
A	40	22	7	7,8			80 892 279					●			●		●	
A	65	22	7	7,8			80 892 280					●			●		●	
A	90	22	7	7,8			80 892 284										●	
B	100	35	12	10			80 892 21700		●			●	●					●
B	125	40	14,5	11,5			80 892 21800		●		●		●			●		●
B	160	50	14,5	13,5			80 892 21900		●		●		●	●				

Jaw, grip

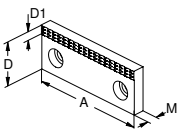

▲ price per piece

									NCG	H5G / -S / -Z	ESG 4	ESG mini	HDG 2	ZSG 4	ZSG 3	DSG 4	MSG 2	HSG
	40	35	7	10			80 889 406										●	
	65	35	7	10			80 889 656										●	
	90	35	7	10			80 889 906										●	

Top jaw, grip

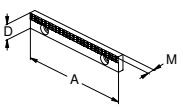

▲ price per piece

									NCG	H5G / -S / -Z	ESG 4	ESG mini	HDG 2	ZSG 4	ZSG 3	DSG 4	MSG 2	HSG
	125	18		7,8			80 898 253			●	●					●		

General top jaws overview

Ground top jaw

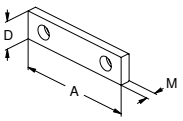

▲ price per piece

Description	A	D	D_1	D_2	M	M_1	Price	Article No.	Type association									
									NCG	H5G / -S / -Z	ESG 4	ESG mini	HDG 2	ZSG 4	ZSG 3	DSG 4	MSG 2	HSG
40	22			7,7			80 889 401					●			●		●	
40	35			10			80 889 405										●	
65	22			7,7			80 889 651					●			●		●	
65	35			10			80 889 655										●	
90	22			7,7			80 889 901										●	
90	35			10			80 889 905										●	

Ground top jaw

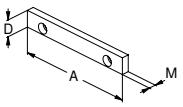

▲ price per piece

Description	A	D	D_1	D_2	M	M_1	Price	Article No.	Type association									
									NCG	H5G / -S / -Z	ESG 4	ESG mini	HDG 2	ZSG 4	ZSG 3	DSG 4	MSG 2	HSG
125	18			7,6			80 898 251			●	●					●		

Top jaw, carbide coated

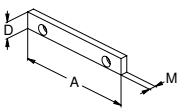

▲ with carbide coating
▲ Price per piece

Description	A	D	D_1	D_2	M	M_1	Price	Article No.	Type association									
									NCG	H5G / -S / -Z	ESG 4	ESG mini	HDG 2	ZSG 4	ZSG 3	DSG 4	MSG 2	HSG
125	18			7,6			80 898 254			●	●					●		

Stepped jaw, 18 mm with 3 mm grip step

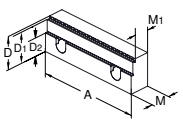

▲ price per piece

Description	A	D	D_1	D_2	M	M_1	Price	Article No.	Type association									
									NCG	H5G / -S / -Z	ESG 4	ESG mini	HDG 2	ZSG 4	ZSG 3	DSG 4	MSG 2	HSG
125	40	37	22	24	19		80 907 302		●	●	●		●	●		●		●

Jaw, profiled

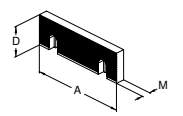

▲ price per piece

Description	A	D	D_1	D_2	M	M_1	Price	Article No.	Type association									
									NCG	H5G / -S / -Z	ESG 4	ESG mini	HDG 2	ZSG 4	ZSG 3	DSG 4	MSG 2	HSG
100	35				10			80 892 20700	●			●	●					●
125	40				11,5			80 892 20800	●		●		●	●		●		●
160	50				13,5			80 892 20900	●		●		●	●				

Grip jaw, indexable

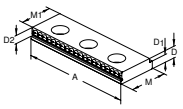

▲ for vertical and horizontal application
▲ price per piece

Description	A	D	D_1	D_2	M	M_1	Price	Article No.	Type association									
									NCG	H5G / -S / -Z	ESG 4	ESG mini	HDG 2	ZSG 4	ZSG 3	DSG 4	MSG 2	HSG
100	10,5	8	5		35	32		80 895 343	●			●	●					●
65	8	5,5	5		22	19		80 895 340		●		●		●	●		●	

General top jaws overview

Jaw, cut

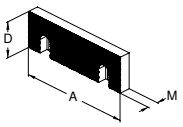

▲ price per piece

A	D	D_1	M	M_1	Price	Article No.	NCG	H5G / -S / -Z	ESG 4	ESG mini	HDG 2	ZSG 4	ZSG 3	DSG 4	MSG 2	HSG
100	35		11			80 892 20100	●			●	●					●
125	40		12,5			80 892 20200	●		●		●	●		●		●
160	50		14,5			80 892 20300	●		●		●	●				

Jaw, cut

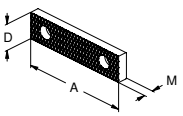

▲ price per piece

A	D	D_1	M	M_1	Price	Article No.	NCG	H5G / -S / -Z	ESG 4	ESG mini	HDG 2	ZSG 4	ZSG 3	DSG 4	MSG 2	HSG
40	22		8			80 889 404				●			●		●	
40	35		11			80 889 408									●	
65	22		8			80 889 654				●			●		●	
65	35		11			80 889 658									●	
90	22		8			80 889 904									●	
90	35		11			80 889 908									●	

Jaw, grip, VS

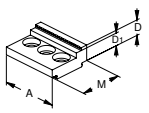

▲ increased clamping range for clamping of unmachined parts
▲ price per piece

A	D	D_1	M	M_1	Price	Article No.	NCG	H5G / -S / -Z	ESG 4	ESG mini	HDG 2	ZSG 4	ZSG 3	DSG 4	MSG 2	HSG
40	14	9	30			80 895 334				●						

Jaw, grip, VS

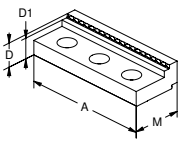

▲ price per piece

A	D	D_1	M	M_1	Price	Article No.	NCG	H5G / -S / -Z	ESG 4	ESG mini	HDG 2	ZSG 4	ZSG 3	DSG 4	MSG 2	HSG
125	22	17	45			80 892 245						●				

Jaw, grip, VS

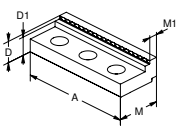

▲ increased clamping range for clamping of blanks
▲ price per piece

A	D	D_1	M	M_1	Price	Article No.	NCG	H5G / -S / -Z	ESG 4	ESG mini	HDG 2	ZSG 4	ZSG 3	DSG 4	MSG 2	HSG
65	11,5	8,5	27	8,5		80 895 336				●						
100	20	17	40	8,5		80 895 346				●						

Jaw, smooth VS, carbide coated

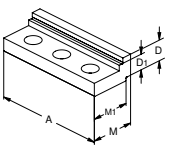

▲ increased clamping range for finish machining and 2nd operation
▲ price per piece

A	D	D_1	M	M_1	Price	Article No.	NCG	H5G / -S / -Z	ESG 4	ESG mini	HDG 2	ZSG 4	ZSG 3	DSG 4	MSG 2	HSG
65	16,7	11,7	32	27		80 895 347				●						
100	19	14	40	35		80 895 349				●						

Jaw, smooth VS, carbide coated

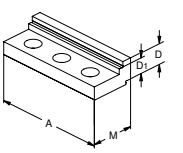

▲ increased clamping range for finish machining and 2nd operation
▲ price per piece

A	D	D_1	M	M_1	Price	Article No.	NCG	H5G / -S / -Z	ESG 4	ESG mini	HDG 2	ZSG 4	ZSG 3	DSG 4	MSG 2	HSG
125	19	14	45			80 892 240						●				

General top jaws overview

Jaw, smooth VS, carbide coated

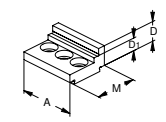

▲ increased clamping range for finishing and 2 sided
▲ price per piece

Clamping Ø	A	D	D_1	M	M_1	Price	Article No.	NCG	H5G / -S / -Z	ESG 4	ESG mini	HDG 2	ZSG 4	ZSG 3	DSG 4	MSG 2	HSG
	40	14	9	30			80 895 341				●						

Jaw, soft

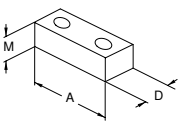

▲ only for vertical application
▲ price per piece

Clamping Ø	A	D	D_1	M	M_1	Price	Article No.	NCG	H5G / -S / -Z	ESG 4	ESG mini	HDG 2	ZSG 4	ZSG 3	DSG 4	MSG 2	HSG
	40	22		20			80 895 244				●			●		●	
	65	22		20			80 895 245		●	●	●		●	●		●	
	90	22		20			80 895 246									●	

Jaw, soft

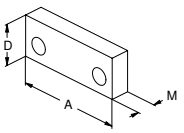

▲ price per piece

Clamping Ø	A	D	D_1	M	M_1	Price	Article No.	NCG	H5G / -S / -Z	ESG 4	ESG mini	HDG 2	ZSG 4	ZSG 3	DSG 4	MSG 2	HSG
	40	35		16			80 889 407									●	
	65	35		16			80 889 657									●	
	90	35		16			80 889 907									●	

Jaw, soft

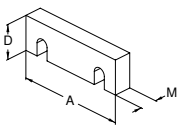

▲ for the preparation of formed jaws
▲ price per piece

Clamping Ø	A	D	D_1	M	M_1	Price	Article No.	NCG	H5G / -S / -Z	ESG 4	ESG mini	HDG 2	ZSG 4	ZSG 3	DSG 4	MSG 2	HSG
	100	35		16			80 892 24700	●			●	●					●
	125	40		20			80 892 24800	●	●	●		●	●		●		●
	160	50		20			80 892 24900	●		●		●	●				

Pull down jaw with spring plate

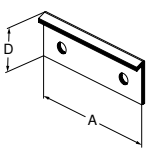

▲ for finish machining
▲ price per piece

Clamping Ø	A	D	D_1	M	M_1	Price	Article No.	NCG	H5G / -S / -Z	ESG 4	ESG mini	HDG 2	ZSG 4	ZSG 3	DSG 4	MSG 2	HSG
	80	24					80 901 309			●			●		●		
	125	35					80 901 310			●			●		●		
	160	45					80 901 311			●			●				

Pull down jaw with spring plate

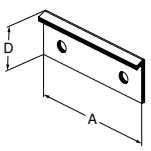

▲ for finish machining
▲ price per piece

Clamping Ø	A	D	D_1	M	M_1	Price	Article No.	NCG	H5G / -S / -Z	ESG 4	ESG mini	HDG 2	ZSG 4	ZSG 3	DSG 4	MSG 2	HSG
	65	23					80 898 923				●					●	
	100	36					80 898 924	●			●	●					●
	125	41					80 898 925	●				●					●
	160	51					80 898 926	●				●					

Spring Leaf Pull down jaw

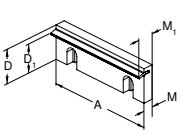

▲ price per piece

Clamping Ø	A	D	D_1	M	M_1	Price	Article No.	NCG	H5G / -S / -Z	ESG 4	ESG mini	HDG 2	ZSG 4	ZSG 3	DSG 4	MSG 2	HSG
	100	35	28	10	18,5		80 892 22800	●			●	●					●
	125	40	32,5	11,5	19		80 892 22900	●		●		●	●		●		●
	160	50	42	13,5	21		80 892 23000	●		●		●	●				

General top jaws overview

Precision pull down jaw

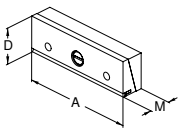

- ▲ pull down jaw is only for use on the movable jaw
- ▲ price per piece

Description	Clamping Ø	A	D	D_1	M	M_1	Price	Article No.	Type association									
									NCG	H5G / -S / -Z	ESG 4	ESG mini	HDG 2	ZSG 4	ZSG 3	DSG 4	MSG 2	HSG
		90	35		25			80 892 356									●	
		100	35		25			80 892 370	●			●						●
		125	40		25			80 892 371	●	●	●		●	●		●		●
		160	50		27,5			80 892 372	●		●		●	●				

Adapter jaws with pull down

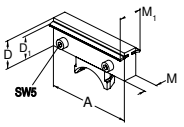

- ▲ for the types NCG, NCG2, and HDG2
- ▲ with reciprocal pull down feather/ spring jaws
- ▲ price per piece

Description	Clamping Ø	A	D	D_1	M	M_1	Price	Article No.	Type association									
									NCG	H5G / -S / -Z	ESG 4	ESG mini	HDG 2	ZSG 4	ZSG 3	DSG 4	MSG 2	HSG
	100	35	28	28	45			80 892 258	●									
	125	40	32,5	20	35			80 892 259	●				●					
	160	50	42	20	35			80 892 260	●				●					

Prismatic jaw

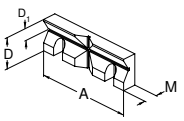

- ▲ with horizontal and vertical prism
- ▲ prism horizontally and vertically ground for parallelism
- ▲ price per piece

Description	Clamping Ø	A	D	D_1	M	M_1	Price	Article No.	Type association									
									NCG	H5G / -S / -Z	ESG 4	ESG mini	HDG 2	ZSG 4	ZSG 3	DSG 4	MSG 2	HSG
11 - 41	100	35	13	15,5				80 892 26100	●			●	●					●
14 - 48	125	40	16	17,5				80 892 26200	●	●	●		●	●		●		●
16 - 60	160	50	20	19,5				80 892 26300	●		●		●	●				

Prismatic jaw

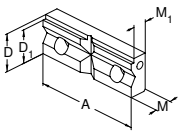

- ▲ prism jaw with horizontal and vertical prism
- ▲ price per piece

Description	Clamping Ø	A	D	D_1	M	M_1	Price	Article No.	Type association									
									NCG	H5G / -S / -Z	ESG 4	ESG mini	HDG 2	ZSG 4	ZSG 3	DSG 4	MSG 2	HSG
9 - 31	80	35	31	15,8	12,8			80 893 083										●
9 - 31	100	35	31	15,8	12,8			80 893 103										●
11 - 41	125	40	36	17,8	14,8			80 893 128										●
9 - 31	72	35	31	15,8	12,8			80 893 093										●

Prismatic jaw

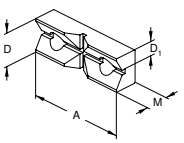

- ▲ with horizontal and vertical prism
- ▲ price per piece

Description	Clamping Ø	A	D	D_1	M	M_1	Price	Article No.	Type association									
									NCG	H5G / -S / -Z	ESG 4	ESG mini	HDG 2	ZSG 4	ZSG 3	DSG 4	MSG 2	HSG
11 - 22	65	22	11	20				80 895 337		●		●		●	●		●	

Workpiece supports overview

Workpiece supports, offset

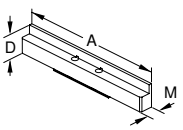

- ▲ hardened and ground
- ▲ held by means of spring wedge in the baseplate
- ▲ price for 2 pieces

Description	A	D	D_1	M	M_1	Price	Article No.	Type association										
								NCG	H5G / -S / -Z	ESG 4	ESG mini	HDG 2	ZSG 4	ZSG 3	DSG 4	MSG 2	HSG
	100	11		10,5			80 890 400	●									
	100	16		10,5			80 890 401	●									
	100	23		10,5			80 890 409	●									
	100	25,5		10,5			80 890 411	●									
	100	29,5		10,5			80 890 421	●									
	125	11		10,5			80 890 390	●									
	125	16		10,5			80 890 391	●									
	125	21		10,5			80 890 392	●									
	125	25		10,5			80 890 422	●									
	125	26		10,5			80 890 393	●									
	125	29		10,5			80 890 394	●									
	125	32,5		10,5			80 890 395	●									
	125	36		10,5			80 890 396	●									
	160	26		10,5			80 890 452	●									
	160	39		10,5			80 890 454	●									
	160	42,5		10,5			80 890 456	●									

							NCG	H5G / -S / -Z	ESG 4	ESG mini	HDG 2	ZSG 4	ZSG 3	DSG 4	MSG 2	HSG
125			10,5			80 890 399	●									

80 890 399: Set of 7 workpiece supports of 2 pieces in a wooden box (exclusive 80 890 422)

Workpiece supports, offset

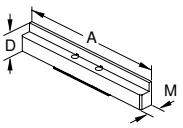

- ▲ price for 2 pieces

							NCG	H5G / -S / -Z	ESG 4	ESG mini	HDG 2	ZSG 4	ZSG 3	DSG 4	MSG 2	HSG
65	11		10,5			80 897 011				●						
65	16		10,5			80 897 016				●						

Workpiece supports, offset

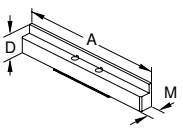

- ▲ price for 2 pieces

							NCG	H5G / -S / -Z	ESG 4	ESG mini	HDG 2	ZSG 4	ZSG 3	DSG 4	MSG 2	HSG
40	11		10,5			80 897 004				●						
40	16		10,5			80 897 005				●						

Workpiece supports, offset

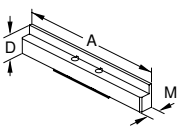

- ▲ hardened and ground
- ▲ held by means of clamping springs in the base plate
- ▲ 2 pieces contained in set
- ▲ price per set

							NCG	H5G / -S / -Z	ESG 4	ESG mini	HDG 2	ZSG 4	ZSG 3	DSG 4	MSG 2	HSG
125	11		10,5			80 901 703			●					●		
125	21		10,5			80 901 704			●					●		
125	25		10,5			80 901 705			●					●		
125	32,5		10,5			80 901 706			●					●		
160	26		10,5			80 901 700			●					●		
160	39		10,5			80 901 701			●					●		
160	42,5		10,5			80 901 702			●					●		

Workpiece supports, offset

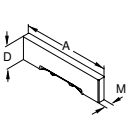

- ▲ hardened and ground
- ▲ held by means of clamping springs in the base plate
- ▲ two pieces contained in set
- ▲ price per set

							NCG	H5G / -S / -Z	ESG 4	ESG mini	HDG 2	ZSG 4	ZSG 3	DSG 4	MSG 2	HSG
80	15		10,5			80 901 707			●					●		
80	20		10,5			80 901 708			●					●		

Workpiece supports overview

Workpiece supports, offset

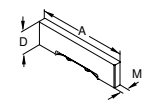

- ▲ hardened and ground
- ▲ held by means of clamping springs in the base plate
- ▲ two pieces contained in set
- ▲ price per set

Description	A	D	D_1	M	M_1	Price	Article No.	Type association									
								NCG	H5G / -S / -Z	ESG 4	ESG mini	HDG 2	ZSG 4	ZSG 3	DSG 4	MSG 2	HSG
	125	15		10,5			80 906 715								●		
	125	21		10,5			80 906 721								●		
	125	25		10,5			80 906 725								●		
	125	32,5		10,5			80 906 732								●		
	125	22		10,5			80 906 722								●		

Workpiece surface, offset

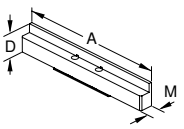

- ▲ hardened and ground
- ▲ price for 2 pieces

Description	A	D	D_1	M	M_1	Price	Article No.	Type association									
								NCG	H5G / -S / -Z	ESG 4	ESG mini	HDG 2	ZSG 4	ZSG 3	DSG 4	MSG 2	HSG
	40	11		10,5			80 889 411									●	
	40	16		10,5			80 889 416									●	
	40	21		10,5			80 889 421									●	
	40	25		10,5			80 889 425									●	
	40	28		10,5			80 889 428									●	
	40	30		10,5			80 889 430									●	
	40	32,5		10,5			80 889 432									●	
	65	11		10,5			80 889 611									●	
	65	16		10,5			80 889 616									●	
	65	21		10,5			80 889 622									●	
	65	25		10,5			80 889 625									●	
	65	28		10,5			80 889 628									●	
	65	30		10,5			80 889 630									●	
	65	32,5		10,5			80 889 632									●	
	90	11		10,5			80 889 911									●	
	90	16		10,5			80 889 916									●	
	90	21		10,5			80 889 921									●	
	90	25		10,5			80 889 925									●	
	90	28		10,5			80 889 928									●	
	90	30		10,5			80 889 930									●	
	90	32,5		10,5			80 889 932									●	

Workpiece supports

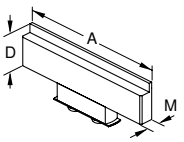

- ▲ hardened and ground
- ▲ held by spring clips in the baseplate
- ▲ price for 2 pieces

Description	A	D	D_1	M	M_1	Price	Article No.	Type association									
								NCG	H5G / -S / -Z	ESG 4	ESG mini	HDG 2	ZSG 4	ZSG 3	DSG 4	MSG 2	HSG
	100	16		10,5			80 892 401					●					
	100	25,5		10,5			80 892 411					●					
	100	29,5		10,5			80 892 421					●					
	125	11		10,5			80 892 390					●					
	125	16		10,5			80 892 391					●					
	125	21		10,5			80 892 392					●					
	125	26		10,5			80 892 393					●					
	125	29		10,5			80 892 394					●					
	125	32,5		10,5			80 892 395					●					
	125	36		10,5			80 892 396					●					
	160	26		10,5			80 892 403					●					
	160	39		10,5			80 892 413					●					
	160	42,5		10,5			80 892 423					●					

Description	A	D	D_1	M	M_1	Price	Article No.	Type association									
								NCG	H5G / -S / -Z	ESG 4	ESG mini	HDG 2	ZSG 4	ZSG 3	DSG 4	MSG 2	HSG
	125			10,5			80 892 399					●					

80 892 399: Set of 7 workpiece supports of 2 pieces in a wooden box

General accessories overview

Alignment and centering kit for T-slots

▲ price per piece

ESG mini | DSG 4 | H5G -Z

A mm	for slot width mm	Article no. 80 897 ...
100	14	114
100	16	116
100	18	118

Alignment and centring set

▲ price per piece

ESG 4 | DSG 4

A mm	for slot width mm	Article no. 80 906 ...
80	12	812
80	14	814
80	16	816
80	18	818

Clamping Screw Set for T-slot

▲ price for 2 pieces

ZSG 4 | ESG 4 | DSG 4

for width mm	G	Article no. 80 899 ...
12	M10	312
14	M12	314
16	M12	316
18	M12	318

Workpiece stop

NCG | DSG 4 | ZSG 4 | HDG 2 | H5G | ESG 4 | ESG mini

Article no. 80 892 ...
400

Workpiece stop

ESG mini | DSG 4 | MSG 2 | ZSG 4 | ESG 4 | ZSG 3

Article no. 80 895 ...
010

Replacement spring plates

▲ price per piece

▲ for pull down and intermediate jaws

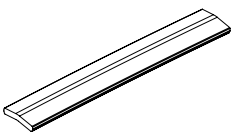

for width mm	Article no. 80 892 ...
100	430
125	431
160	432

Clamping claws

▲ price for 2 pieces

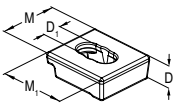

D mm	D_1 mm	M mm	M_1 mm	Article no. 80 890 ...
20	16	50	57	315

Clamping levers overview

Clamping Handle with Joint

▲ without socket

for width	Torque in Nm	Square drive	SW	Price	Article No.	NCG	H5G / -S / -Z	ESG 4	ESG mini	HDG 2	ZSG 4	ZSG 3	DSG 4	MSG 2	MNG
		1/2"			80 891 600		●		●		●				

Torque Wrench

▲ without socket

for width	Torque in Nm	Square drive	SW	Price	Article No.	NCG	H5G / -S / -Z	ESG 4	ESG mini	HDG 2	ZSG 4	ZSG 3	DSG 4	MSG 2	MNG
	10 - 100	1/2"			80 884 502				●	●	●		●		
	20 - 200	1/2"			80 884 504					●	●				

Torque key

▲ without socket

for width	Torque in Nm	Square drive	SW	Price	Article No.	NCG	H5G / -S / -Z	ESG 4	ESG mini	HDG 2	ZSG 4	ZSG 3	DSG 4	MSG 2	MNG
	5 - 50	3/8"			80 884 402							●		●	●

Socket

▲ suitable for 1/2" and 3/8" square drive

for width	Torque in Nm	Square drive	SW	Price	Article No.	NCG	H5G / -S / -Z	ESG 4	ESG mini	HDG 2	ZSG 4	ZSG 3	DSG 4	MSG 2	MNG
		1/2"	8		80 877 208										
		1/2"	10		80 877 210				●						
		1/2"	14		80 877 214		●		●						
		3/8"	8		80 877 108				●					●	●
		3/8"	5		80 877 105										

Socket

▲ suitable for 1/2" and 3/8" square drive

for width	Torque in Nm	Square drive	SW	Price	Article No.	NCG	H5G / -S / -Z	ESG 4	ESG mini	HDG 2	ZSG 4	ZSG 3	DSG 4	MSG 2	MNG
		3/8"	7		80 875 107							●			
		1/2"	12		80 875 212			●			●		●		
		3/8"	12		80 875 112							●			
		1/2"	14		80 875 214			●			●		●		

Hexagon adapter SW 12 to SW 27

▲ for compressed air impact wrench

for width	Torque in Nm	Square drive	SW	Price	NEW	Article No.	NCG	H5G / -S / -Z	ESG 4	ESG mini	HDG 2	ZSG 4	ZSG 3	DSG 4	MSG 2	MNG
			12			80 875 27000						●				

Control set

▲ torque wrench including nut and screwdriver SW10

for width	Torque in Nm	Square drive	SW	Price	Article No.	NCG	H5G / -S / -Z	ESG 4	ESG mini	HDG 2	ZSG 4	ZSG 3	DSG 4	MSG 2	MNG
	8 - 50	3/8"	10		80 899 410										●

Screws overview

Clamping screw for top jaws

▲ price per piece

for width	G	J_{T7}	Price	Article No.	NCG	H5G / -S / -Z	ESG 4	ESG mini	HDG 2	ZSG 4	ZSG 3	DSG 4	MSG 2	MNG
	M6x8			80 895 013				●						

Clamping screw for top jaws

▲ DIN EN ISO 4762 (1998-02)

for width	G	J_{T7}	Price	Article No.	NCG	H5G / -S / -Z	ESG 4	ESG mini	HDG 2	ZSG 4	ZSG 3	DSG 4	MSG 2	MNG
	M8x12			80 892 296	●	●			●	●	●			

Clamping screw with shallow head for top jaws

▲ see DIN7984 (1985-05)

for width	G	J_{T7}	Price	Article No.	NCG	H5G / -S / -Z	ESG 4	ESG mini	HDG 2	ZSG 4	ZSG 3	DSG 4	MSG 2	MNG
	M8x10			80 889 950	●	●			●	●	●		●	

Clamping screw for system jaws

▲ price per piece

for width	G	J_{T7}	Price	Article No.	NCG	H5G / -S / -Z	ESG 4	ESG mini	HDG 2	ZSG 4	ZSG 3	DSG 4	MSG 2	MNG
	M12x20			80 890 630	●	●								
	M12x40			80 890 632	●	●								

Allen cap screw

▲ DIN 912

for width	G	J_{T7}	Price	Article No.	NCG	H5G / -S / -Z	ESG 4	ESG mini	HDG 2	ZSG 4	ZSG 3	DSG 4	MSG 2	MNG
	M12x45			80 899 124									●	●

Dowel screws

▲ price for 2 pieces

for width	G	J_{T7}	Price	Article No.	NCG	H5G / -S / -Z	ESG 4	ESG mini	HDG 2	ZSG 4	ZSG 3	DSG 4	MSG 2	MNG
100	M12x38	12		80 890 313	●		●							
125	M16x55	16		80 890 314	●									

Dowel screw

▲ price for 2 pieces

for width	G	J_{T7}	Price	Article No.	NCG	H5G / -S / -Z	ESG 4	ESG mini	HDG 2	ZSG 4	ZSG 3	DSG 4	MSG 2	MNG
125	M12x45	12		80 895 019		●	●			●		●	●	●

Fixing set for mounting through the body

▲ price per set

for width	G	J_{T7}	Price	Article No.	NCG	H5G / -S / -Z	ESG 4	ESG mini	HDG 2	ZSG 4	ZSG 3	DSG 4	MSG 2	MNG
	M8	8		80 897 019				●						

Screws overview

Clamping screw and T-Nuts

- for mounting the clamping claw
- price per 2 pieces

Description	for width	G	J_{f7}	Price	Article No.	Type association									
						NCG	H5G / -S / -Z	ESG 4	ESG mini	HDG 2	ZSG 4	ZSG 3	DSG 4	MSG 2	MNG
	12	M10			80 890 308	●	●	●	●	●	●		●	●	
	14	M12			80 890 309	●	●	●	●	●	●		●	●	
	16	M14			80 890 310	●	●	●	●	●	●		●	●	
	18	M16			80 890 311	●	●	●	●	●	●		●	●	

Clamping screws for round clamps, T-Nut

- incl. nut and washer
- price per 2 Pieces

Description	for width	G	J_{f7}	Price	Article No.	Type association									
						NCG	H5G / -S / -Z	ESG 4	ESG mini	HDG 2	ZSG 4	ZSG 3	DSG 4	MSG 2	MNG
	12	M10			80 899 112									●	●
	14	M12			80 899 114									●	●
	16	M12			80 899 116									●	●
	18	M12			80 899 118									●	●

Clamping claws set

- spacing for 50 mm or 100 mm and 100 mm T-slot distance
- price per set of 2 pieces

Description	for width	G	J_{f7}	Price	Article No.	Type association									
						NCG	H5G / -S / -Z	ESG 4	ESG mini	HDG 2	ZSG 4	ZSG 3	DSG 4	MSG 2	MNG
	100	M12			80 897 121				●						

Tenon incl. screw

- price per 2 pieces

Description	for width	G	J_{f7}	Price	Article No.	Type association									
						NCG	H5G / -S / -Z	ESG 4	ESG mini	HDG 2	ZSG 4	ZSG 3	DSG 4	MSG 2	MNG
	12	M6			80 898 412	●	●	●		●			●	●	
	14	M6			80 898 414	●	●	●		●			●	●	
	16	M6			80 898 416	●	●	●		●			●	●	
	18	M6			80 898 418	●	●	●		●			●	●	

Article No.	Tool type	Pages
80 889 628	MSG 2	99
80 889 630	MSG 2	99
80 889 632	MSG 2	99
80 889 651	ESG, MSG 2, ZSG 3, ZSG mini	94
80 889 654	ESG, DSG, MSG 2, ZSG, ZSG 3, ZSG mini	95
80 889 655	MSG 2	94
80 889 656	MSG 2	93
80 889 657	MSG 2	96
80 889 658	MSG 2	95
80 889 901	MSG 2	94
80 889 904	MSG 2	95
80 889 905	DSG, MSG 2, NCG 2, ZSG, ZSG mini	94
80 889 906	DSG, MSG 2, NCG 2, ZSG, ZSG mini	93
80 889 907	DSG, MSG 2, NCG 2, ZSG, ZSG mini	96
80 889 908	DSG, MSG 2, NCG 2, ZSG, ZSG mini	95
80 889 911	MSG 2	99
80 889 916	MSG 2	99
80 889 921	MSG 2	99
80 889 925	MSG 2	99
80 889 928	MSG 2	99
80 889 930	MSG 2	99
80 889 932	MSG 2	99
80 889 950	H5G-S, DSG, HDG 2, H5G, MSG 2, NCG, NCG 2, ZSG, ZSG 3, ZSG 4	102
80 890 008	NCG	14
80 890 010	NCG	14
80 890 012	NCG	14
80 890 013	NCG	14
80 890 014	NCG	14
80 890 308	ESG, DSG 4, ESG 4, HDG 2, H5G, MSG 2, NCG, ZSG 4	103
80 890 309	ESG, DSG 4, ESG 4, HDG 2, H5G, MSG 2, NCG, ZSG 4	103
80 890 310	ESG, DSG 4, ESG 4, HDG 2, H5G, MSG 2, NCG, ZSG 4	103
80 890 311	ESG, DSG 4, ESG 4, HDG 2, H5G, MSG 2, NCG, ZSG 4	103
80 890 313	ESG 4, NCG	102
80 890 314	NCG	102
80 890 315		100
80 890 321	NCG	13
80 890 322	ESG, NCG	34
80 890 323	NCG, NCG 2	12
80 890 324	NCG, NCG 2	12
80 890 325	NCG, NCG 2	12
80 890 327	NCG	12
80 890 328	NCG	12
80 890 329	NCG	12
80 890 337	NCG	13
80 890 338	NCG	13
80 890 339	NCG	13
80 890 340	NCG	13
80 890 342	NCG	12
80 890 343	ESG, NCG	34
80 890 344	NCG	12
80 890 346	NCG	12
80 890 347	ESG, NCG	12
80 890 348	NCG	12
80 890 364	NCG 5AC	13
80 890 365	NCG 5AC	13
80 890 366	NCG 5AC	13
80 890 367	NCG 5AC	13
80 890 385	NCG, NCG 5A	14
80 890 387	NCG, NCG 5A	14
80 890 389	NCG, NCG 5A	14
80 890 390	DSG, NCG, NCG 2, ZSG	98
80 890 391	DSG, NCG, NCG 2, ZSG	98
80 890 392	DSG, NCG, NCG 2, ZSG	98
80 890 393	DSG, NCG, NCG 2, ZSG	98
80 890 394	DSG, NCG, NCG 2, ZSG	98
80 890 395	DSG, NCG, NCG 2, ZSG	98
80 890 396	DSG, NCG, NCG 2, ZSG	98
80 890 399	DSG, NCG, NCG 2, ZSG	98
80 890 400	NCG, NCG 2	98
80 890 401	NCG, NCG 2	98
80 890 409	NCG, NCG 2	98
80 890 411	NCG, NCG 2	98
80 890 421	NCG, NCG 2	98
80 890 422	NCG, NCG 2	98
80 890 442	NCG, NCG 5AC	14
80 890 443	NCG, NCG 5AC	14
80 890 444	NCG, NCG 5AC	14
80 890 452	NCG, NCG 2	98
80 890 454	NCG, NCG 2	98
80 890 456	NCG, NCG 2	98
80 890 460	NCG, NCG 5A	14
80 890 470	NCG, NCG 5A	14
80 890 501	H5G, NCG, NCG 5A	25
80 890 550	NCG, NCG 5AC	15
80 890 551	NCG, NCG 5AC	15
80 890 600	NCG	7
80 890 602	NCG	8
80 890 605	NCG 5A	9
80 890 625	NCG	7
80 890 627	NCG	8
80 890 630	H5G-S, H5G, NCG, NCG 2, NCG 5AC	102
80 890 632	H5G-S, H5G, NCG, NCG 2, NCG 5AC	102
80 890 635	NCG 5A	9
80 890 636	NCG	8
80 890 637	NCG	8
80 890 638	NCG	8
80 890 660	NCG	7
80 890 662	NCG	8
80 890 685	NCG, NCG 5AC	14
80 890 763	NCG	12
80 890 764	NCG	12
80 890 767	NCG	12
80 890 768	NCG	12
80 891 600	ESG, H5G-Z, ZSG 4	101
80 892 100	HDG 2	37
80 892 124	HDG 2	39
80 892 125	HDG 2	37
80 892 160	HDG 2	37
80 892 164	HDG 2	39
80 892 225	HDG 2	38
80 892 226	HDG 2	38
80 892 227	HDG 2	38
80 892 240	ZSG 4	95
80 892 244	HSG, H5G-S, DSG, DSG 4, ESG 4, HDG 2, H5G, NCG, NCG 2, ZSG, ZSG 4	93
80 892 245	ZSG 4	95
80 892 246	DSG 4, ZSG 4, ESG, ESG 4, H5G, NCG	53
80 892 250	HSG, H5G-S, DSG, DSG 4, ESG 4, HDG 2, H5G, NCG, NCG 2, ZSG, ZSG 4	92
80 892 258	NCG, NCG 2	97
80 892 259	HDG 2, NCG, NCG 2	97
80 892 260	HDG 2, NCG, NCG 2	97
80 892 279	ESG, MSG 2, ZSG 3	93
80 892 280	ESG, MSG 2, ZSG 3, ZSG mini	93
80 892 284	MSG 2	93
80 892 288	DSG 4, ESG 4, HDG 2, HSG, H5G, NCG, ZSG 4	91
80 892 296	H5G-S, DSG, HDG 2, H5G, NCG, NCG 2, ZSG, ZSG 3, ZSG 4	102
80 892 314	HDG 2	39
80 892 315	HDG 2	39
80 892 338	ESG, DSG, HDG 2, HSG, NCG, NCG 2, ZSG, ZSG mini	91
80 892 339	H5G-S, DSG, DSG 4, ESG 4, HDG 2, HSG, H5G, NCG, NCG 2, ZSG, ZSG 4	91
80 892 340	ESG 4, HDG 2, NCG, NCG 2, ZSG 4	91
80 892 341	ESG, DSG, HDG 2, HSG, NCG, NCG 2, ZSG, ZSG mini	91
80 892 342	ESG, DSG, HDG 2, HSG, NCG, NCG 2, ZSG, ZSG mini	91
80 892 343	ESG, DSG, HDG 2, HSG, NCG, NCG 2, ZSG, ZSG mini	91
80 892 344	H5G-S, DSG, DSG 4, ESG 4, HDG 2, HSG, H5G, NCG, NCG 2, ZSG, ZSG 4	91
80 892 345	H5G-S, DSG, DSG 4, ESG 4, HDG 2, HSG, H5G, NCG, NCG 2, ZSG, ZSG 4	91
80 892 346	H5G-S, DSG, DSG 4, ESG 4, HDG 2, HSG, H5G, NCG, NCG 2, ZSG, ZSG 4	91
80 892 348	ESG 4, HDG 2, NCG, NCG 2, ZSG 4	91
80 892 349	ESG 4, HDG 2, NCG, NCG 2, ZSG 4	91
80 892 356	DSG, MSG 2, NCG 2, ZSG, ZSG mini	97
80 892 370	ESG, DSG, HSG, NCG, NCG 2, ZSG, ZSG mini	97
80 892 371	DSG, DSG 4, ESG 4, HDG 2, HSG, H5G, NCG, NCG 2, ZSG, ZSG 4	97
80 892 372	ESG 4, HDG 2, NCG, NCG 2, ZSG 4	97
80 892 390	HDG 2	99
80 892 391	HDG 2	99
80 892 392	HDG 2	99
80 892 393	HDG 2	99
80 892 394	HDG 2	99
80 892 395	HDG 2	99
80 892 396	HDG 2	99
80 892 399	HDG 2	99
80 892 400		100
80 892 401	HDG 2	99
80 892 403	HDG 2	99
80 892 411	HDG 2	99
80 892 413	HDG 2	99
80 892 421	HDG 2	99
80 892 423	HDG 2	99
80 892 430		100
80 892 431		100

Article No.	Tool type	Pages
80 892 432		100
80 893 080	HSG	61
80 893 081	HSG	92
80 893 082	HSG	92
80 893 083	HSG	97
80 893 093	HSG	97
80 893 100	HSG	61
80 893 101	HSG	61
80 893 102	DSG, HSG, NCG 2, ZSG, ZSG mini	92
80 893 103	DSG, HSG, NCG 2, ZSG, ZSG mini	97
80 893 125	HSG	61
80 893 126	HSG	61
80 893 127	DSG, HSG, NCG 2, ZSG	92
80 893 128	DSG, HSG, NCG 2, ZSG	97
80 893 250	HSG	62
80 893 260	HSG	62
80 893 265	HSG	62
80 895 010		100
80 895 013	ESG, ZSG mini	102
80 895 019	DSG 4, ESG 4, H5G, MNG, MSG 2, ZSG 4	102
80 895 244	ESG, MSG 2, ZSG 3	96
80 895 245	ESG, ESG 4, H5G, MSG 2, ZSG 3, ZSG 4, ZSG mini	96
80 895 246	MSG 2	96
80 895 318	ESG	92
80 895 320	ESG	92
80 895 332	ESG, H5G, MSG 2, ZSG mini	93
80 895 334	ESG	95
80 895 335	ESG, H5G-S, DSG, H5G, MSG 2, NCG 2, ZSG, ZSG 3, ZSG 4, ZSG mini	92
80 895 336	ESG, ZSG mini	95
80 895 337	ESG, H5G, MSG 2, ZSG 3, ZSG 4, ZSG mini	97
80 895 338	ESG, ZSG mini	34
80 895 340	ESG, H5G-S, DSG, H5G, MSG 2, NCG 2, ZSG, ZSG 3, ZSG 4, ZSG mini	94
80 895 341	ESG	96
80 895 343	ESG, DSG, HDG 2, HSG, NCG, NCG 2, ZSG, ZSG mini	94
80 895 345	ESG, DSG, HDG 2, MSG 2, NCG, NCG 2, ZSG, ZSG mini	92
80 895 346	ESG, ZSG mini	95
80 895 347	ESG, ZSG mini	95
80 895 348	ESG, ZSG mini	34
80 895 349	ESG, ZSG mini	95
80 897 004	ESG	98
80 897 005	ESG	98
80 897 011	ESG	98
80 897 016	ESG	98
80 897 019	ESG	102
80 897 040	ESG	29
80 897 067	ESG	30
80 897 100	ESG	30
80 897 114	ESG, DSG 4, H5G-Z	100
80 897 116	ESG, DSG 4, H5G-Z	100
80 897 118	ESG, DSG 4, H5G-Z	100
80 897 121	ESG	103
80 897 500		85
80 897 900	ESG	34
80 897 901	ESG	34
80 897 904	ESG	36
80 897 906	ESG	36
80 897 911	ESG	36
80 897 916	ESG	34
80 897 917	ESG	34
80 897 920	ESG	35
80 897 944	ESG	31
80 897 946	ESG	31
80 898 024	H5G	25
80 898 025	H5G	25
80 898 026	H5G-S	25
80 898 123	H5G-S	17
80 898 124	H5G-S	17
80 898 125	H5G	16
80 898 225	H5G-S, H5G, H5G-Z	23
80 898 230	H5G-S, H5G, H5G-Z	24
80 898 250	DSG 4, ESG 4, H5G	91
80 898 251	DSG 4, ESG 4, H5G	94
80 898 252	DSG 4, ESG 4, H5G	91
80 898 253	DSG 4, ESG 4, H5G	93
80 898 254	DSG 4, ESG 4, H5G	94
80 898 325	H5G-S, H5G, H5G-Z	23
80 898 412	H5G-S, DSG, DSG 4, ESG 4, HDG 2, H5G, MSG 2, NCG, NCG 2, ZSG	103
80 898 414	H5G-S, DSG, DSG 4, ESG 4, HDG 2, H5G, MSG 2, NCG, NCG 2, ZSG	103
80 898 416	H5G-S, DSG, DSG 4, ESG 4, HDG 2, H5G, MSG 2, NCG, NCG 2, ZSG	103
80 898 418	H5G-S, DSG, DSG 4, ESG 4, HDG 2, H5G, MSG 2, NCG, NCG 2, ZSG	103
80 898 425	H5G-S, H5G, H5G-Z	23
80 898 500		86
80 898 525	H5G-S, H5G, H5G-Z	23
80 898 625	H5G-S, H5G, H5G-Z	23
80 898 725	H5G	25
80 898 826	H5G-S, H5G, H5G-Z	25
80 898 827	H5G-S, H5G, H5G-Z	25
80 898 923	ESG, MSG 2, ZSG mini	96
80 898 924	ESG, DSG, HDG 2, HSG, NCG, NCG 2, ZSG, ZSG mini	96
80 898 925	DSG, HDG 2, HSG, NCG, NCG 2, ZSG	96
80 898 926	HDG 2, NCG, NCG 2	96
80 899 012	MNG	74
80 899 014	MNG	74
80 899 016	MNG	74
80 899 018	MNG	74
80 899 025	MNG	73
80 899 026	MNG	74
80 899 040	MNG	73
80 899 112	MNG, MSG 2	103
80 899 114	MNG, MSG 2	103
80 899 116	MNG, MSG 2	103
80 899 118	MNG, MSG 2	103
80 899 120	MNG	73
80 899 124	MNG, MSG 2	102
80 899 125	MNG	63
80 899 126	MNG	73
80 899 128	MNG	73
80 899 230	MNG	65
80 899 300	MNG	74
80 899 312	DSG 4, ESG 4, ZSG 4	100
80 899 314	DSG 4, ESG 4, ZSG 4	100
80 899 316	DSG 4, ESG 4, ZSG 4	100
80 899 318	DSG 4, ESG 4, ZSG 4	100
80 899 410	MNG	101
80 899 420		69
80 899 425	MNG	69
80 899 430		70
80 899 435	MNG	70
80 899 500		72
80 899 510	MNG	72
80 899 602	MNG	68
80 899 603	MNG	68
80 899 604	MNG	68
80 899 607	MNG	68
80 899 608	MNG	68
80 899 609	MNG	68
80 899 610	MNG	68
80 899 614	MNG	74
80 901 080	ESG 4	26
80 901 125	ESG 4	26
80 901 160	ESG 4	26
80 901 300	ESG 4	27
80 901 301	ESG 4	27
80 901 302	DSG 4, ESG 4	27
80 901 303	DSG 4, ESG 4	52
80 901 304	ESG 4	27
80 901 305	ESG 4	28
80 901 306	DSG 4, ESG 4	27
80 901 307	ESG 4	27
80 901 308	ESG 4	28
80 901 309	DSG 4, ESG 4, ZSG 4	96
80 901 310	DSG 4, ESG 4, ZSG 4	96
80 901 311	ESG 4, ZSG 4	96
80 901 500		86
80 901 501	ESG 4	28
80 901 502	ESG 4	28
80 901 503	ESG 4	28
80 901 700	ESG 4, DSG 4	98
80 901 701	ESG 4, DSG 4	98
80 901 702	ESG 4, DSG 4	98
80 901 703	ESG 4, DSG 4	98
80 901 704	ESG 4, DSG 4	98
80 901 705	ESG 4, DSG 4	98
80 901 706	ESG 4, DSG 4	98
80 901 707	ESG 4, DSG 4	98
80 901 708	ESG 4, DSG 4	98
80 906 080	DSG 4	51
80 906 125	DSG 4	51
80 906 126	DSG 4	51

Article No.	Tool type	Pages
80 906 300	DSG 4	52
80 906 301	DSG 4	52
80 906 302	DSG 4	52
80 906 303	DSG 4	53
80 906 304	DSG 4	52
80 906 305	DSG 4	52
80 906 306	DSG 4	52
80 906 307	DSG 4	53
80 906 500	DSG 4	53
80 906 715	DSG 4	99
80 906 721	DSG 4	99
80 906 722	DSG 4	99
80 906 725	DSG 4	99
80 906 732	DSG 4	99
80 906 812	DSG 4, ESG 4	100
80 906 814	DSG 4, ESG 4	100
80 906 816	DSG 4, ESG 4	100
80 906 818	DSG 4, ESG 4	100
80 907 125	H5G-Z	18
80 907 126	H5G-Z	18
80 907 127	H5G-Z	18
80 907 300	H5G-S, H5G, H5G-Z	24
80 907 301	H5G-Z	25
80 907 302	DSG 4, ESG 4, HDG 2, HSG, NCG, ZSG 4, H5G-Z	94
80 907 500	H5G-Z	25
80 907 501	H5G-Z	25
80 875 27000		101
80 878 08300	ZSG 4	41
80 878 08400	ZSG 4	40
80 878 51100	ZSG 4	44
80 878 51200	ZSG 4	44
80 878 54000	MNG	71
80 878 54100	ZSG 4	71
80 878 54200		71
80 878 81100	ZSG 4	44
80 878 81200	ZSG 4	44
80 888 51000	MSG 2	58
80 888 51100	MSG 2	60
80 888 51200	MSG 2	60
80 888 51300	MSG 2	60
80 892 20100	ESG, DSG, HDG 2, HSG, NCG, NCG 2, ZSG, ZSG mini	95
80 892 20200	DSG, DSG 4, ESG 4, HDG 2, HSG, NCG, NCG 2, ZSG, ZSG 4	95
80 892 20300	ESG 4, HDG 2, NCG, NCG 2, ZSG 4	95
80 892 20400	ESG, DSG, HDG 2, HSG, NCG, NCG 2, ZSG, ZSG mini	92
80 892 20500	DSG, DSG 4, ESG 4, HDG 2, HSG, NCG, NCG 2, ZSG, ZSG 4	92
80 892 20600	ESG 4, HDG 2, NCG, NCG 2, ZSG 4	92
80 892 20700	ESG, DSG, HSG, H5G, NCG, NCG 2, ZSG, ZSG mini	94
80 892 20800	DSG, DSG 4, ESG 4, HDG 2, HSG, NCG, NCG 2, ZSG, ZSG 4	94
80 892 20900	ESG 4, H5G, NCG, NCG 2, ZSG 4	94
80 892 21400	ESG, DSG, HDG 2, HSG, NCG, NCG 2, ZSG, ZSG mini	93
80 892 21500	H5G-S, DSG, DSG 4, ESG 4, HDG 2, HSG, H5G, NCG, NCG 2, ZSG, ZSG 4	93
80 892 21600	ESG 4, HDG 2, NCG, NCG 2, ZSG 4	93
80 892 21700	ESG, DSG, HDG 2, HSG, NCG, NCG 2, ZSG, ZSG mini	93
80 892 21800	DSG, DSG 4, ESG 4, HDG 2, HSG, NCG, NCG 2, ZSG	93
80 892 21900	ESG 4, HDG 2, NCG, NCG 2, ZSG 4	93
80 892 22800	ESG, DSG, HDG 2, HSG, NCG, NCG 2, ZSG, ZSG mini	96
80 892 22900	DSG, DSG 4, ESG 4, HDG 2, HSG, NCG, NCG 2, ZSG, ZSG 4	96
80 892 23000	ESG 4, HDG 2, NCG, NCG 2, ZSG 4	96
80 892 24700	ESG, DSG, HDG 2, HSG, NCG, NCG 2, ZSG, ZSG mini	96
80 892 24800	H5G-S, DSG, DSG 4, ESG 4, HDG 2, HSG, H5G, NCG, NCG 2, ZSG, ZSG 4	96
80 892 24900	ESG 4, HDG 2, NCG, NCG 2, ZSG 4	96
80 892 26100	ESG, DSG, HDG 2, HSG, NCG, NCG 2, ZSG, ZSG mini	97
80 892 26200	H5G-S, DSG, DSG 4, ESG 4, HDG 2, HSG, H5G, NCG, NCG 2, ZSG, ZSG 4	97
80 892 26300	ESG 4, HDG 2, NCG, NCG 2, ZSG 4	97
80 892 29000	ESG, DSG, HSG, H5G, NCG, NCG 2, ZSG, ZSG mini	91
80 892 29100	H5G-S, DSG, DSG 4, ESG 4, HDG 2, HSG, H5G, NCG, NCG 2, ZSG, ZSG 4	91
80 892 29200	ESG, DSG, HSG, H5G, NCG, NCG 2, ZSG, ZSG mini	91
80 892 29300	H5G-S, DSG, DSG 4, ESG 4, HDG 2, HSG, H5G, NCG, NCG 2, ZSG, ZSG 4	91
80 892 29400	ESG, HDG 2, HSG, NCG	91
80 892 29500	H5G-S, DSG, DSG 4, ESG 4, HDG 2, HSG, H5G, NCG, NCG 2, ZSG, ZSG 4	91
80 892 29700	ESG 4, HDG 2, NCG, NCG 2, ZSG 4	91
80 892 29800	ESG 4, HDG 2, NCG, NCG 2, ZSG 4	91
80 892 29900	ESG 4, HDG 2, NCG, NCG 2, ZSG 4	91
80 892 51000	HDG 2	38
80 892 51100	HDG 2	38
80 892 51200	HDG 2	38
80 899 51500	MNG	74
80 899 63000	MNG	66
80 899 63100	MNG	66
80 899 63200	MNG	67
80 899 63300	MNG	67
80 899 63400	MNG	74
80 899 63500	MNG	74
80 899 63600	MNG	74
80 899 63700	MNG	74
80 899 63800	MNG	74
80 899 63900	MNG	74
80 899 64000	MNG	74
80 899 64100	MNG	74
80 899 65000	MNG	64
80 899 65100	MNG	64
80 899 65200	MNG	65
80 899 81200	MNG	74
80 899 81400	MNG	74
80 899 81600	MNG	74
80 899 81800	MNG	74
80 901 31200	ESG 4	27
80 901 31300	DSG 4, ZSG 4, ESG 4	52
80 901 31400	ESG 4	27
80 901 31500	DSG 4, ESG 4	52
80 901 31600	ESG 4	27
80 901 31700	ZSG 4, ESG 4	27
80 906 12700	DSG 4	51
80 906 12800	DSG 4	51
80 906 12900	DSG 4	51
80 906 13000	DSG 4	51
80 906 13100	DSG 4	51
80 906 30900	ESG 4, ZSG 4, DSG 4	93

Our current valid terms and conditions apply which can be found on our website. Images and prices are valid, subject to corrections due to technical improvements or further developments as well as general mistakes and typographical errors.

YOUR FULL-RANGE FOR THE MACHINING INDUSTRY

The Cutting Tools Team is creating a new, leading player in the field of machining technology. In the future, partners and customers will benefit from a highly attractive, holistic service promise: one of the largest ranges on the market. Enormously efficient logistics. Leading expertise in future technologies from digitization to nanotechnology. Deep industry expertise based on many years of experience. All under one roof.

CUTTING SOLUTIONS BY CERATIZIT

Cutting Solutions by CERATIZIT is a leader in the development and manufacturing of industrial solutions and has decades of experience in the manufacture of tungsten carbide tools and inserts.

KOMET

KOMET is a global technology leader in high-precision drilling, reaming and threading. Like other members of the CERATIZIT group, KOMET has also established itself as a manufacturer of high-quality cutting tools by developing innovative products.

WNT

Cutting edge quality tooling for every application from the machine spindle to the machine table: With this impressive range of high quality products combined with industry leading service and outstanding logistical support, WNT always delivers the highest cutting efficiency to the customer.

KLENK

KLENK focuses primarily on the aerospace industry and is a leader in rotary tools for drilling, milling, reaming and countersinking. Many of these products are custom-made for customers worldwide and are predestined for machining CFRP, titanium, aluminum and steel components.

CERATIZIT GROUP