

# FORM

Tool Supply 24/7 – New Customer Data Sheet –  
Tool-O-Mat 840



Please send the completed form to [tool-o-mat@ceratizit.com](mailto:tool-o-mat@ceratizit.com)!

## 1 Master data

Customer No. ....

### Invoice address

Company: .....

Street: .....

Post code / town: .....

### Delivery address

Company: .....

Street: .....

Post code / town: .....

## 2 General data

Number of machines: ..... Extension Unit: .....

Extension Unit: .....

### Contact for Tool-O-Mat (if different – office and refilling)

Name: .....

E-Mail: .....

Telephone number: .....

### Login type for Tool-O-Mat

via user card ..... Piece

via personal identification number (PIN) (at least 4 digits - if possible send user list including PINs with the Form)

Customer-specific identification system<sup>1</sup>: .....

<sup>1</sup>To set up the device, two test cards and a user list with ID are required from the customer

Cost centre entry optional mandatory

additional input options

QR-Barcode reader yes no

free input via keyboard yes no

preselection via dropdown list yes no

(Send reference list, if possible together with form)

Alert delivery to customer Contact: .....

to Technical Sales Engineer

Invoicing daily monthly collective invoice

Withdrawal report (statistics) daily weekly monthly

E-Mail: .....

E-Mail: .....

E-Mail: .....


### Catalogue/notifications of changes

E-Mail: .....

E-Mail: .....

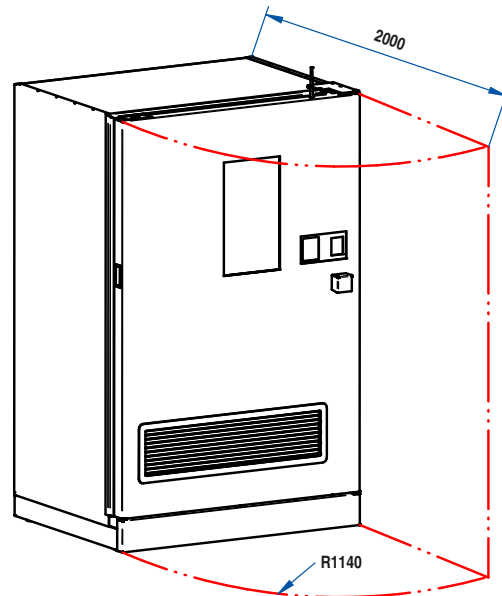
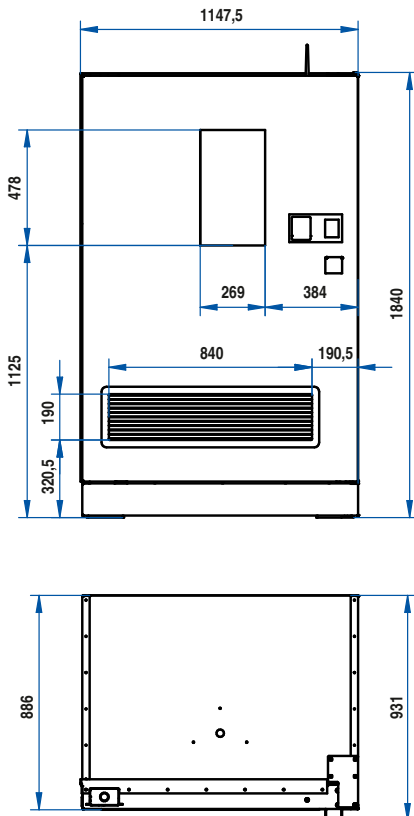
E-Mail: .....

### 3 Technical Requirements – Checklist

checked/tested	Comments
<p><b>Power supply</b></p> <p>European Standard 230V / 50 Hz                      Plug Type F (Schuko)                      Within 1m of the vending machine location</p> 	<div style="border: 1px solid black; height: 50px; width: 100%;"></div>
<p><b>GSM signal test</b></p> <p>Mobile Provider (e.g. Vodafone, EE, O2 etc.)</p> <p>Reception mode (LTE, 4G, 3G,...)  <b>No WiFi/WLAN!</b></p>	<p>Test with a mobile phone at the Tool-O-Mat installation site.  <b>Reception must be at least 3G!</b></p> <div style="border: 1px solid black; height: 25px; width: 100%;"></div> <div style="border: 1px solid black; height: 25px; width: 15%; display: inline-block;"></div> <p style="margin-left: 100px;">Please draw in signal strength!</p>
<p><b>Create a passage for the transport of the Tool-O-Mat.</b>                      A pallet truck is required for transport!</p>	<div style="border: 1px solid black; height: 60px; width: 100%;"></div>

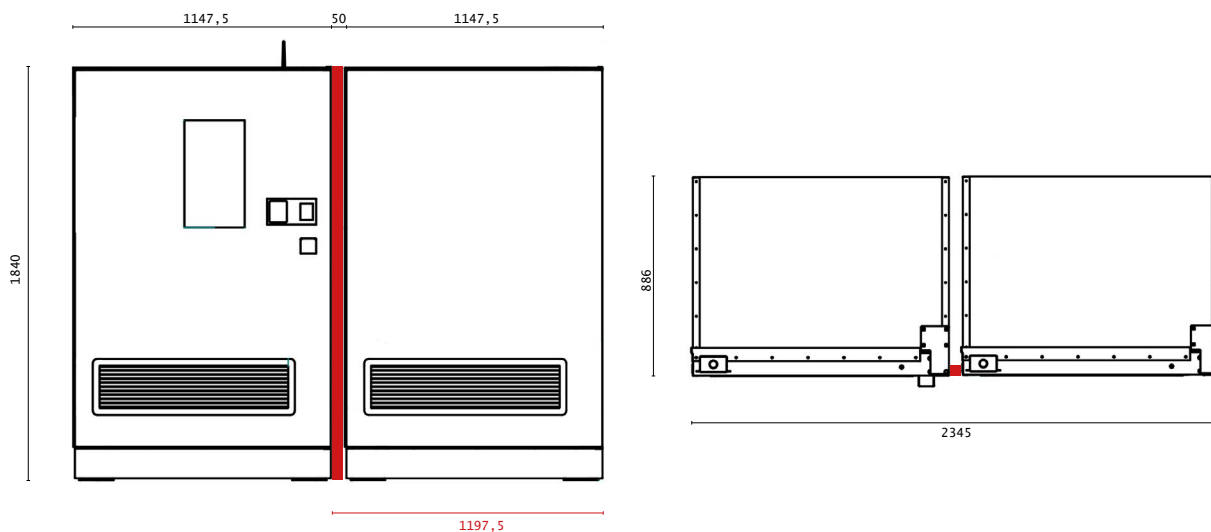
### 4 Technical Requirements – Dimensions

Tool-O-Mat – Main Unit

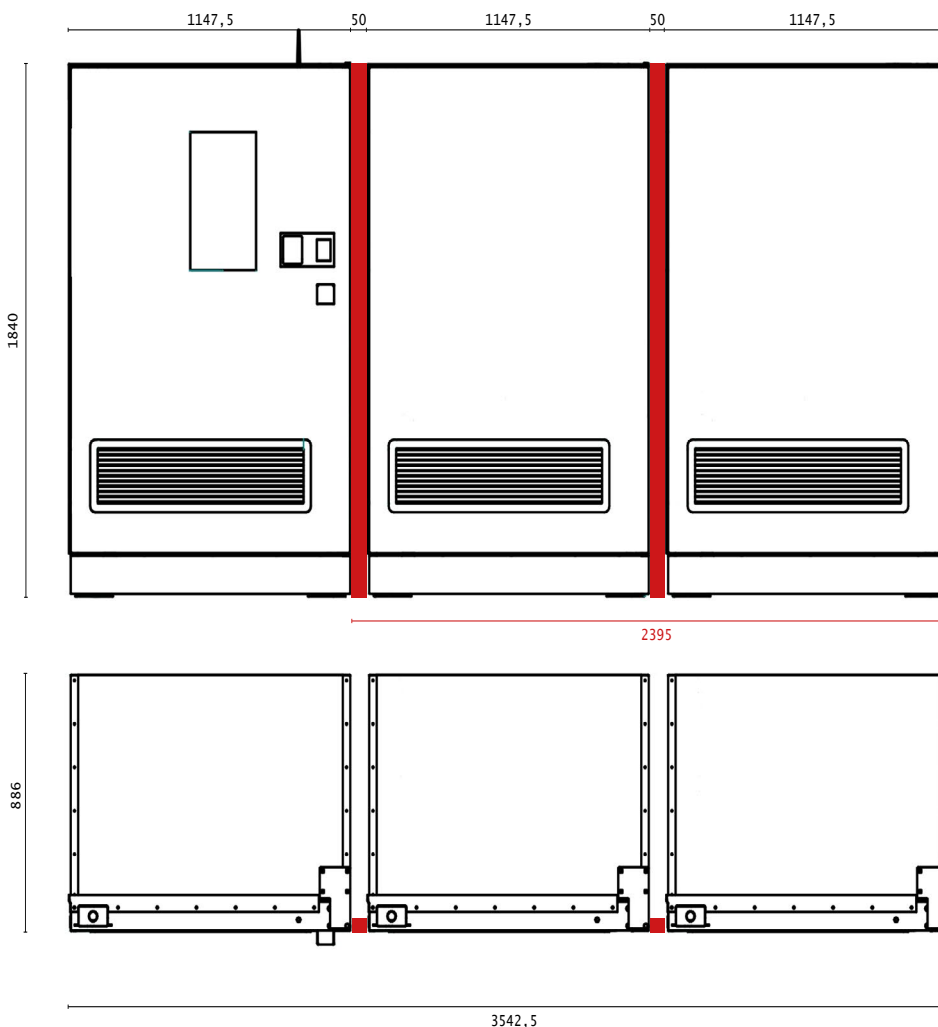


## 4 Technical Requirements – Dimensions


Tool-O-Mat 840 – Main Unit + Extension Unit



Tool-O-Mat 840 – Main Unit + Extension Unit + Extension Unit



### 5 Front designs



Dragonskin



AluLine



Milling Inserts



HCR1135



WTX-UNI