It couldn't be easier
Ordering via the Online Shop
http://cuttingtools.ceratizit.com

Competent advice also available on call
Application engineers with know-how
Monday to Friday from 8:00 am – 6:30 pm

Placing your order is quick and easy
Customer Service Centre
Freephone Number: 1800 073 2073
Freefax Number: 1800 073 2074

VALID TO: 01.09.2020 – 30.11.2020

CERATIZIT GROUP

NEW SOLID CARBIDE DRILLS, MILLING CUTTERS AND INSERTS AT GREAT PRICES

SPECIAL SELECTION

TEAM CUTTING TOOLS

CUTTING SOLUTIONS BY CERATIZIT · KOMET · WNT · KLENK

CERATIZIT is a high-technology engineering group specialised in cutting tools and hard material solutions.

Tooling the Future

www.ceratizit.com

Table of contents

NEW	3–7
HSS drilling	8+9
Solid carbide drilling	10–14
Indexable insert drills	15–17
Solid carbide drilling	18+19
HSS taps	20–22
Thread Milling / Rotating toolholders	23
Thread turning	24
Turning Tools	25–31
EcoCut	32–35
Grooving Tools	36–39
Miniature turning tools	40–44
HSS Milling Cutters	45–47
Solid Carbide milling cutters	48–65
Milling tools with indexable inserts	66–80
Rotating toolholders	81–86
Toolholders, static + driven tools	87

CUTTING SOLUTIONS BY CERATIZIT

NEW Products at great prices – Introductory offer

Get up to 30 % discount on our new standard line products until 30.11.2020

Drilling and Milling

- Universal geometry drills for steel, stainless steel and cast iron
- High performance
- 3xD - 12xD with thro' coolant
- HA & HB shank
- TiAlN based coating
- Milling Cutters for universal Machining
- HPC Geometry 35°/38°
- High performance
- TiAlN based coating
- Available overall length: short and long

Further information on the product can be found on page 3–5

Turning Tools

- NEW Standard line turning insert
- Main application steel
- Standard chip breakers
- Coated carbide
- Powerful and reliable
- First choice for many standard applications

Further information on the product can be found on page 6+7







End milling cutter

N | λ_s=35° 38° | γ_s= 9° | ZEFP | HPC

WNT \ Standard

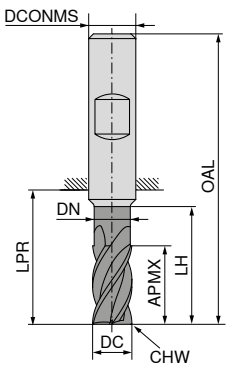





DC f8 mm	APMX mm	DN mm	LH mm	LPR mm	OAL mm	DCONMS h6 mm	CHW mm	ZEFP	≈DIN 6527 HB NEW Article no.	V3 EUR	≈DIN 6527 HB NEW Article no.	V3 EUR
3,0	5			14	50	6	0,1	4	54 059 03100	9,86		
3,0	8	2,8	13,0	21	57	6	0,1	4			54 059 03200	10,32
4,0	8			18	54	6	0,1	4	54 059 04100	9,86		
4,0	11	3,8	17,0	21	57	6	0,1	4			54 059 04200	10,32
5,0	9			18	54	6	0,1	4	54 059 05100	9,86		
5,0	13	4,8	19,0	21	57	6	0,1	4			54 059 05200	10,32
6,0	10			18	54	6	0,1	4	54 059 06100	12,09		
6,0	13	5,8	19,0	21	57	6	0,1	4			54 059 06200	12,90
8,0	12			22	58	8	0,2	4	54 059 08100	13,35		
8,0	21	7,7	25,0	27	63	8	0,2	4			54 059 08200	13,52
10,0	14			26	66	10	0,2	4	54 059 10100	17,74		
10,0	22	9,7	30,0	32	72	10	0,2	4			54 059 10200	18,75
12,0	16			28	73	12	0,3	4	54 059 12100	24,95		
12,0	26	11,6	36,0	38	83	12	0,3	4			54 059 12200	29,34
16,0	22			34	82	16	0,3	4	54 059 16100	43,62		
16,0	36	15,5	42,0	44	92	16	0,3	4			54 059 16200	43,79
20,0	26			42	92	20	0,3	4	54 059 20100	65,57		
20,0	41	19,5	52,0	54	104	20	0,3	4			54 059 20200	67,99

Steel	●	●
Stainless steel	●	●
Cast iron	○	○
Non ferrous metals	○	○
Heat resistant alloys	●	●
Hardened materials		

Special Introductory Offer

20% discount

on this new range of milling cutters until 30.11.2020





High Performance Drill, factory standard

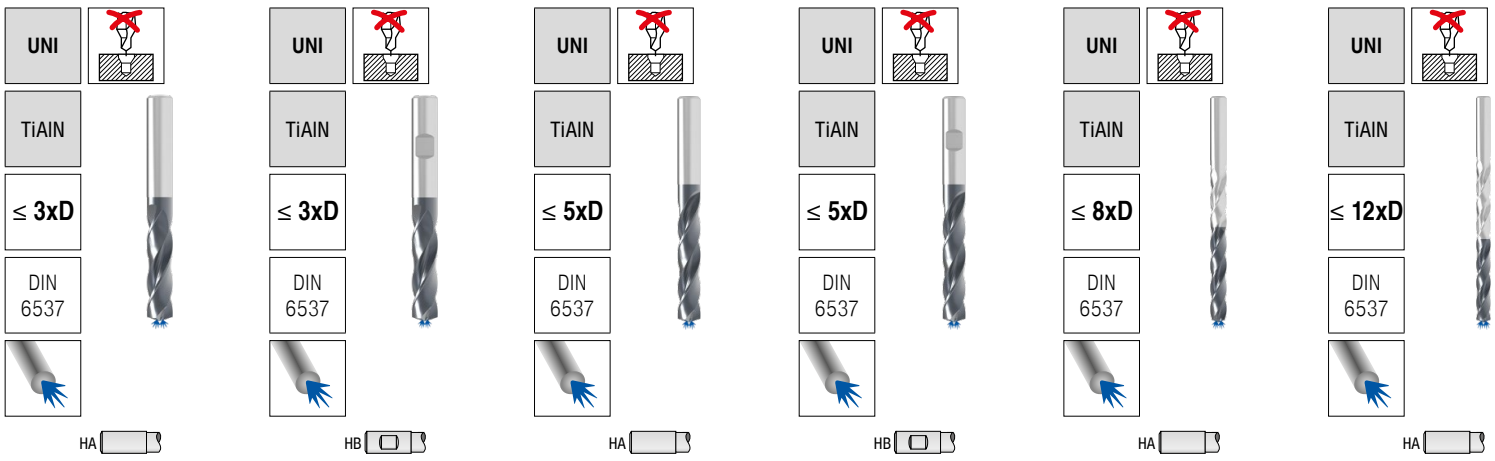

DC h7 mm	WNT \ Standard NEW Article no.	T1 EUR	WNT \ Standard NEW Article no.	T1 EUR	WNT \ Standard NEW Article no.	T1 EUR	WNT \ Standard NEW Article no.	T1 EUR	WNT \ Standard NEW Article no.	T1 EUR	WNT \ Standard NEW Article no.	T1 EUR
1,00	11 700 01000	21,29			11 702 01000	24,82						
1,10	11 700 01100	21,29			11 702 01100	24,82						
1,20	11 700 01200	21,29			11 702 01200	24,82						
1,30	11 700 01300	21,29			11 702 01300	24,82						
1,40	11 700 01400	21,29			11 702 01400	24,82						
1,50	11 700 01500	21,29			11 702 01500	24,82						
1,60	11 700 01600	21,29			11 702 01600	24,82						
1,70	11 700 01700	21,29			11 702 01700	24,82						
1,80	11 700 01800	21,29			11 702 01800	24,82						
1,90	11 700 01900	21,29			11 702 01900	24,82						
2,00	11 700 02000	21,29			11 702 02000	24,82						
2,10	11 700 02100	21,29			11 702 02100	24,82						
2,20	11 700 02200	21,29			11 702 02200	24,82						
2,30	11 700 02300	21,29			11 702 02300	24,82						
2,40	11 700 02400	21,29			11 702 02400	24,82						
2,50	11 700 02500	21,29			11 702 02500	24,82						
2,60	11 700 02600	21,29			11 702 02600	24,82						
2,70	11 700 02700	21,29			11 702 02700	24,82						
2,80	11 700 02800	21,29			11 702 02800	24,82						
2,90	11 700 02900	21,29			11 702 02900	24,82						
3,00	11 700 03000	18,53	11 701 03000	18,53	11 702 03000	24,42	11 703 03000	24,42	11 704 03000	48,57	11 705 03000	65,30
3,10	11 700 03100	18,53	11 701 03100	18,53	11 702 03100	24,42	11 703 03100	24,42	11 704 03100	48,57	11 705 03100	65,30
3,20	11 700 03200	18,53	11 701 03200	18,53	11 702 03200	24,42	11 703 03200	24,42	11 704 03200	48,57	11 705 03200	65,30
3,25	11 700 03250	18,53	11 701 03250	18,53	11 702 03250	24,42	11 703 03250	24,42				
3,30	11 700 03300	18,53	11 701 03300	18,53	11 702 03300	24,42	11 703 03300	24,42	11 704 03300	48,57	11 705 03300	65,30
3,40	11 700 03400	18,53	11 701 03400	18,53	11 702 03400	24,42	11 703 03400	24,42	11 704 03400	48,57	11 705 03400	65,30
3,50	11 700 03500	18,53	11 701 03500	18,53	11 702 03500	24,42	11 703 03500	24,42	11 704 03500	48,57	11 705 03500	65,30
3,60	11 700 03600	18,53	11 701 03600	18,53	11 702 03600	24,42	11 703 03600	24,42	11 704 03600	48,57	11 705 03600	65,30
3,70	11 700 03700	18,53	11 701 03700	18,53	11 702 03700	24,42	11 703 03700	24,42	11 704 03700	48,57	11 705 03700	65,30
3,80	11 700 03800	18,53	11 701 03800	18,53	11 702 03800	24,42	11 703 03800	24,42	11 704 03800	48,57	11 705 03800	65,30
3,85					11 702 03850	24,42	11 703 03850	24,42				
3,90	11 700 03900	18,53	11 701 03900	18,53	11 702 03900	24,42	11 703 03900	24,42	11 704 03900	48,57	11 705 03900	65,30
4,00	11 700 04000	18,53	11 701 04000	18,53	11 702 04000	24,42	11 703 04000	24,42	11 704 04000	48,57	11 705 04000	65,30
4,10	11 700 04100	18,53	11 701 04100	18,53	11 702 04100	24,42	11 703 04100	24,42	11 704 04100	48,57	11 705 04100	65,30
4,20	11 700 04200	18,53	11 701 04200	18,53	11 702 04200	24,42	11 703 04200	24,42	11 704 04200	48,57	11 705 04200	65,30
4,30	11 700 04300	18,53	11 701 04300	18,53	11 702 04300	24,42	11 703 04300	24,42	11 704 04300	48,57	11 705 04300	65,30
4,40	11 700 04400	18,53	11 701 04400	18,53	11 702 04400	24,42	11 703 04400	24,42	11 704 04400	48,57	11 705 04400	65,30
4,50	11 700 04500	18,53	11 701 04500	18,53	11 702 04500	24,42	11 703 04500	24,42	11 704 04500	48,57	11 705 04500	65,30
4,60	11 700 04600	18,53	11 701 04600	18,53	11 702 04600	24,42	11 703 04600	24,42	11 704 04600	48,57	11 705 04600	65,30
4,65	11 700 04650	18,53	11 701 04650	18,53	11 702 04650	24,42	11 703 04650	24,42				
4,70	11 700 04700	18,53	11 701 04700	18,53	11 702 04700	24,42	11 703 04700	24,42	11 704 04700	48,57	11 705 04700	65,30
4,80	11 700 04800	18,53	11 701 04800	18,53	11 702 04800	24,42	11 703 04800	24,42	11 704 04800	48,57	11 705 04800	65,30
4,90	11 700 04900	18,53	11 701 04900	18,53	11 702 04900	24,42	11 703 04900	24,42	11 704 04900	48,57	11 705 04900	65,30
5,00	11 700 05000	18,53	11 701 05000	18,53	11 702 05000	24,42	11 703 05000	24,42	11 704 05000	48,57	11 705 05000	65,30
5,10	11 700 05100	18,53	11 701 05100	18,53	11 702 05100	24,42	11 703 05100	24,42	11 704 05100	48,57	11 705 05100	65,30
5,20	11 700 05200	18,53	11 701 05200	18,53	11 702 05200	24,42	11 703 05200	24,42	11 704 05200	48,57	11 705 05200	65,30
5,30	11 700 05300	18,53	11 701 05300	18,53	11 702 05300	24,42	11 703 05300	24,42	11 704 05300	48,57	11 705 05300	65,30
5,40	11 700 05400	18,53	11 701 05400	18,53	11 702 05400	24,42	11 703 05400	24,42	11 704 05400	48,57	11 705 05400	65,30
5,50	11 700 05500	18,53	11 701 05500	18,53	11 702 05500	24,42	11 703 05500	24,42	11 704 05500	48,57	11 705 05500	65,30
5,55	11 700 05550	18,53	11 701 05550	18,53	11 702 05550	24,42	11 703 05550	24,42				
5,60	11 700 05600	18,53	11 701 05600	18,53	11 702 05600	24,42	11 703 05600	24,42	11 704 05600	48,57	11 705 05600	65,30
5,65	11 700 05650	18,53	11 701 05650	18,53	11 702 05650	24,42	11 703 05650	24,42				
5,70	11 700 05700	18,53	11 701 05700	18,53	11 702 05700	24,42	11 703 05700	24,42	11 704 05700	48,57	11 705 05700	65,30
5,80	11 700 05800	18,53	11 701 05800	18,53	11 702 05800	24,42	11 703 05800	24,42	11 704 05800	48,57	11 705 05800	65,30
5,90	11 700 05900	18,53	11 701 05900	18,53	11 702 05900	24,42	11 703 05900	24,42	11 704 05900	48,57	11 705 05900	65,30
6,00	11 700 06000	18,53	11 701 06000	18,53	11 702 06000	24,42	11 703 06000	24,42	11 704 06000	48,57	11 705 06000	65,30
6,10	11 700 06100	25,30	11 701 06100	25,30					11 704 06100	59,88	11 705 06100	72,45
6,20	11 700 06200	25,30	11 701 06200	25,30	11 702 06200	28,05	11 703 06200	28,05	11 704 06200	59,88	11 705 06200	72,45
6,30	11 700 06300	25,30	11 701 06300	25,30	11 702 06300	28,05	11 703 06300	28,05	11 704 06300	59,88	11 705 06300	72,45
6,40	11 700 06400	25,30	11 701 06400	25,30	11 702 06400	28,05	11 703 06400	28,05	11 704 06400	59,88	11 705 06400	72,45
6,50	11 700 06500	25,30	11 701 06500	25,30	11 702 06500	28,05	11 703 06500	28,05	11 704 06500	59,88	11 705 06500	72,45
6,60	11 700 06600	25,30	11 701 06600	25,30	11 702 06600	28,05	11 703 06600	28,05	11 704 06600	59,88	11 705 06600	72,45
6,70	11 700 06700	25,30	11 701 06700	25,30	11 702 06700	28,05	11 703 06700	28,05	11 704 06700	59,88	11 705 06700	72,45
6,80	11 700 06800	25,30	11 701 06800	25,30	11 702 06800	28,05	11 703 06800	28,05	11 704 06800	59,88	11 705 06800	72,45
6,90	11 700 06900	25,30	11 701 06900	25,30	11 702 06900	28,05	11 703 06900	28,05	11 704 06900	59,88	11 705 06900	72,45
7,00	11 700 07000	25,30	11 701 07000	25,30	11 702 07000	28,05	11 703 07000	28,05	11 704 07000	59,88	11 705 07000	72,45
7,10	11 700 07100	25,30	11 701 07100	25,30	11 702 07100	28,05	11 703 07100	28,05	11 704 07100	59,88	11 705 07100	72,45
7,20	11 700 07200	25,30	11 701 07200	25,30	11 702 07200	28,05	11 703 07200	28,05	11 704 07200	59,88	11 705 07200	72,45
7,30	11 700 07300	25,30	11 701 07300	25,30	11 702 07300	28,05	11 703 07300	28,05	11 704 07300	59,88	11 705 07300	72,45
7,40	11 700 07400	25,30	11 701 07400	25,30	11 702 07400	28,05	11 703 07400	28,05	11 704 07400	59,88	11 705 07400	72,45
7,50	11 700 07500	25,30	11 701 07500	25,30	11 702 07500	28,05	11 703 07500	28,05	11 704 07500	59,88	11 705 07500	72,45
7,55	11 700 07550	25,30	11 701 07550	25,30	11 702 07550	28,05	11 703 07550	28,05				
7,60	11 700 07600	25,30	11 701 07600	25,30	11 702 07600	28,05	11 703 07600	28,05	11 704 07600	59,88	11 705 07600	72,45
7,65	11 700 07650	25,30	11 701 07650	25,30	11 702 07650	28,05	11 703 07650	28,05				
7,70	11 700 07700	25,30	11 701 07700	25,30	11 702 07700	28,05	11 703 07700	28,05	11 704 07700	59,88	11 705 07700	72,45
7,80	11 700 07800	25,30	11 701 07800	25,30	11 702 07800	28,05	11 703 07800	28,05	11 704 07800	59,88	11 705 07800	72,45
7,90	11 700 07900	25,30	11 701 07900	25,30	11 702 07900	28,05	11 703 07900	28,05	11 704 07900	59,88	11 705 07900	72,45
8,00	11 700 08000	25,30	11 701 08000	25,30	11 702 08000	28,05	11 703 08000	28,05	11 704 08000	59,88	11 705 08000	72,45
8,10	11 700 08100	28,67	11 701 08100	28,67	11 702 08100	32,08	11 703 08100	32,08	11 704 08100	73,78	11 705 08100	101,92
8,20	11 700 08200	28,67	11 701 08200	28,67	11 702 08200	32,08	11 703 08200	32,08	11 704 08200	73,78	11 705 08200	101,92
8,30	11 700 08300	28,67	11 701 08300	28,67	11 702 08300	32,08	11 703 08300	32,08	11 704 08300	73,78	11 705 08300	101,92
8,40	11 700 08400	28,67	11 701 08400	28,67	11 702 08400	32,08	11 703 08400	32,08	11 704 08400	73,78	11 705 08400	101,92
8,50	11 700 08500	28,67	11 701 08500	28,67	11 702 08500	32,08	11 703 08500	32,08	11 704 08500	73,78	11 705 08500	101,92
8,60	11 700 08600	28,67	11 701 08600	28,67	11 702 08600	32,08	11 703 08600	32,08	11 704 08600	73,78	11 705 08600	101,92
8,70	11 700 08700	28,67	11 701 08700	28,67	11 702 08700	32,08	11 703 08700	32,08	11 704 08700	73,78	11 705 08700	101,92
8,80	11 700 08800	28,67	11 701 08800	28,67	11 702 08800	32,08	11 703 08800	32,08	11 704 08800	73,78	11 705 08800	101,92
8,90	11 700 08900	28,67	11 701 08900	28,67	11 702 08900	32,08	11 703 08900	32,08	11 704 08900	73,78	11 705 08900	101,92
9,00	11 700 09000	28,67	11 701 09000	28,67	11 702 09000	32,08	11 703 09000	32,08	11 704 09000	73,78	11 705 09000	101,92
9,10	11 700 09100	28,67	11 701 09100	28,67	11 702 09100	32,08	11 703 09100	32,08	11 704 09100	73,78	11 705 09100	101,92
9,20	11 700 09200	28,67	11 701 09200	28,67	11 702 09200	32,08	11 703 09200	32,08	11 704 09200	73,78	11 705 09200	101,92
9,30	11 700 09300	28,67	11 701 09300	28,67	11 702 09300	32,08	11 703 09300	32,08	11 704 09300	73,78	11 705 09300	101,92
9,40	11 700 09400	28,67	11 701 09400	28,67	11 702 09400	32,08	11 703 09400	32,08	11 704 09400	73,78	11 705 09400	101,92
9,50	11 700 09500	28,67	11 701 09500	28,67	11 702 09500	32,08	11 703 09500	32,08	11 704 09500	73,78	11 705 09500	101,92
9,55					11 702 09550	32,08	11 703 09550	32,08				
9,60	11 700 09600	28,67	11 701 09600	28,67	11 702 09600	32,08	11 703 09600	32,08	11 704 09600	73,78	11 705 09600	101,92
9,70	11 700 09700	28,67	11 701 09700	28,67	11 702 09700	32,08	11 703 09700	32,08	11 704 09700	73,78	11 705 09700	101,92
9,80	11 700 09800	28,67	11 701 09800	28,67	11 702 09800	32,08	11 703 09800	32,08	11 704 09800	73,78	11 705 09800	101,92
Steel	●		●		●		●		●		●	
Stainless steel	●		●		●		●		●		●	
Cast iron	●		●		●		●		●		●	
Non ferrous metals												
Heat resistant alloys												

Customer Service Centre
Freephone: 1800 93 22 55

Ordering via the Online Shop
http://cuttingtools.ceratizit.com

High Performance Drill, factory standard

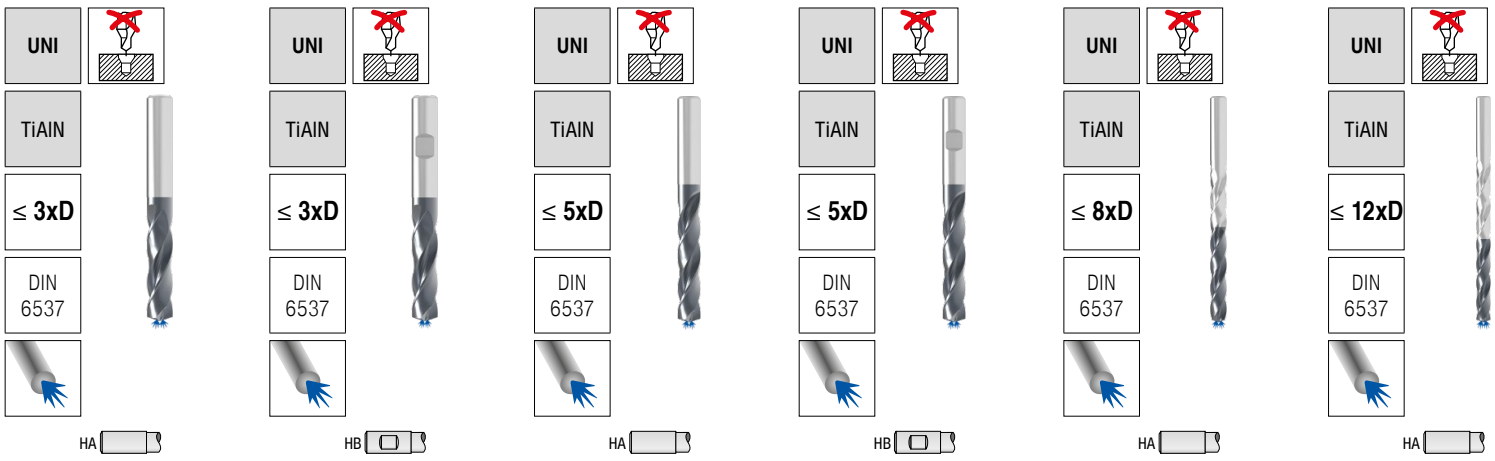

DC h7 mm	WNT \ Standard NEW Article no.	T1 EUR	WNT \ Standard NEW Article no.	T1 EUR	WNT \ Standard NEW Article no.	T1 EUR	WNT \ Standard NEW Article no.	T1 EUR	WNT \ Standard NEW Article no.	T1 EUR	WNT \ Standard NEW Article no.	T1 EUR
9,90	11 700 09900	28,67	11 701 09900	28,67	11 702 09900	32,08	11 703 09900	32,08	11 704 09900	73,78	11 705 09900	101,92
10,00	11 700 10000	28,67	11 701 10000	28,67	11 702 10000	32,08	11 703 10000	32,08	11 704 10000	73,78	11 705 10000	101,92
10,10	11 700 10100	41,34	11 701 10100	41,34	11 702 10100	47,71	11 703 10100	47,71				
10,20	11 700 10200	41,34	11 701 10200	41,34	11 702 10200	47,71	11 703 10200	47,71	11 704 10200	98,00	11 705 10200	140,42
10,30	11 700 10300	41,34	11 701 10300	41,34	11 702 10300	47,71	11 703 10300	47,71				
10,40	11 700 10400	41,34	11 701 10400	41,34	11 702 10400	47,71	11 703 10400	47,71				
10,50	11 700 10500	41,34	11 701 10500	41,34	11 702 10500	47,71	11 703 10500	47,71	11 704 10500	98,00	11 705 10500	140,42
10,60	11 700 10600	41,34	11 701 10600	41,34	11 702 10600	47,71	11 703 10600	47,71				
10,70	11 700 10700	41,34	11 701 10700	41,34	11 702 10700	47,71	11 703 10700	47,71				
10,80	11 700 10800	41,34	11 701 10800	41,34	11 702 10800	47,71	11 703 10800	47,71	11 704 10800	98,00	11 705 10800	140,42
10,90	11 700 10900	41,34	11 701 10900	41,34	11 702 10900	47,71	11 703 10900	47,71				
11,00	11 700 11000	41,34	11 701 11000	41,34	11 702 11000	47,71	11 703 11000	47,71	11 704 11000	98,00	11 705 11000	140,42
11,10	11 700 11100	41,34	11 701 11100	41,34	11 702 11100	47,71	11 703 11100	47,71				
11,20	11 700 11200	41,34	11 701 11200	41,34	11 702 11200	47,71	11 703 11200	47,71				
11,30	11 700 11300	41,34	11 701 11300	41,34	11 702 11300	47,71	11 703 11300	47,71				
11,40	11 700 11400	41,34	11 701 11400	41,34	11 702 11400	47,71	11 703 11400	47,71				
11,50	11 700 11500	41,34	11 701 11500	41,34	11 702 11500	47,71	11 703 11500	47,71	11 704 11500	98,00	11 705 11500	140,42
11,60	11 700 11600	41,34	11 701 11600	41,34	11 702 11600	47,71	11 703 11600	47,71				
11,70	11 700 11700	41,34	11 701 11700	41,34	11 702 11700	47,71	11 703 11700	47,71				
11,80	11 700 11800	41,34	11 701 11800	41,34	11 702 11800	47,71	11 703 11800	47,71	11 704 11800	98,00	11 705 11800	140,42
11,90	11 700 11900	41,34	11 701 11900	41,34	11 702 11900	47,71	11 703 11900	47,71				
12,00	11 700 12000	41,34	11 701 12000	41,34	11 702 12000	47,71	11 703 12000	47,71	11 704 12000	98,00	11 705 12000	140,42
12,10					11 702 12100	60,84	11 703 12100	60,84				
12,20	11 700 12200	55,36	11 701 12200	55,36	11 702 12200	60,84	11 703 12200	60,84	11 704 12200	146,93		
12,30	11 700 12300	55,36	11 701 12300	55,36								
12,40					11 702 12400	60,84	11 703 12400	60,84				
12,50	11 700 12500	55,36	11 701 12500	55,36	11 702 12500	60,84	11 703 12500	60,84	11 704 12500	146,93	11 705 12500	180,88
12,60					11 702 12600	60,84	11 703 12600	60,84				
12,70	11 700 12700	55,36	11 701 12700	55,36							11 705 12700	180,88
12,80	11 700 12800	55,36	11 701 12800	55,36	11 702 12800	60,84	11 703 12800	60,84			11 705 12800	180,88
12,90	11 700 12900	55,36	11 701 12900	55,36								
13,00	11 700 13000	55,36	11 701 13000	55,36	11 702 13000	60,84	11 703 13000	60,84	11 704 13000	146,93	11 705 13000	180,88
13,10					11 702 13100	60,84	11 703 13100	60,84				
13,20					11 702 13200	60,84	11 703 13200	60,84				
13,30					11 702 13300	60,84	11 703 13300	60,84				
13,50	11 700 13500	55,36	11 701 13500	55,36	11 702 13500	60,84	11 703 13500	60,84	11 704 13500	146,93	11 705 13500	180,88
13,80	11 700 13800	55,36	11 701 13800	55,36	11 702 13800	60,84	11 703 13800	60,84			11 705 13800	180,88
14,00	11 700 14000	55,36	11 701 14000	55,36	11 702 14000	60,84	11 703 14000	60,84	11 704 14000	146,93	11 705 14000	180,88
14,20	11 700 14200	71,47	11 701 14200	71,47	11 702 14200	78,05	11 703 14200	78,05				
14,30					11 702 14300	78,05	11 703 14300	78,05				
14,40	11 700 14400	71,47	11 701 14400	71,47	11 702 14400	78,05	11 703 14400	78,05				
14,50	11 700 14500	71,47	11 701 14500	71,47	11 702 14500	78,05	11 703 14500	78,05	11 704 14500	192,01	11 705 14500	238,35
14,80	11 700 14800	71,47	11 701 14800	71,47	11 702 14800	78,05	11 703 14800	78,05			11 705 14800	238,35
15,00	11 700 15000	71,47	11 701 15000	71,47	11 702 15000	78,05	11 703 15000	78,05	11 704 15000	192,01	11 705 15000	238,35
15,10	11 700 15100	71,47	11 701 15100	71,47	11 702 15100	78,05	11 703 15100	78,05				
15,20	11 700 15200	71,47	11 701 15200	71,47	11 702 15200	78,05	11 703 15200	78,05				
15,25					11 702 15250	78,05	11 703 15250	78,05				
15,30					11 702 15300	78,05	11 703 15300	78,05				
15,50	11 700 15500	71,47	11 701 15500	71,47	11 702 15500	78,05	11 703 15500	78,05	11 704 15500	192,01	11 705 15500	238,35
15,80	11 700 15800	71,47	11 701 15800	71,47	11 702 15800	78,05	11 703 15800	78,05			11 705 15800	238,35
16,00	11 700 16000	71,47	11 701 16000	71,47	11 702 16000	78,05	11 703 16000	78,05	11 704 16000	192,01	11 705 16000	238,35
16,20					11 702 16200	120,75	11 703 16200	120,75				
16,30					11 702 16300	120,75	11 703 16300	120,75				
16,50	11 700 16500	108,43	11 701 16500	108,43	11 702 16500	120,75	11 703 16500	120,75	11 704 16500	248,71	11 705 16500	284,69
16,80					11 702 16800	120,75	11 703 16800	120,75				
17,00	11 700 17000	108,43	11 701 17000	108,43	11 702 17000	120,75	11 703 17000	120,75	11 704 17000	248,71	11 705 17000	284,69
17,30					11 702 17300	120,75	11 703 17300	120,75				
17,50	11 700 17500	108,43	11 701 17500	108,43	11 702 17500	120,75	11 703 17500	120,75	11 704 17500	248,71	11 705 17500	284,69
18,00	11 700 18000	108,43	11 701 18000	108,43	11 702 18000	120,75	11 703 18000	120,75	11 704 18000	248,71	11 705 18000	284,69
18,50	11 700 18500	119,56	11 701 18500	119,56	11 702 18500	131,25	11 703 18500	131,25	11 704 18500	276,92	11 705 18500	284,69
18,90	11 700 18900	119,56	11 701 18900	119,56	11 702 18900	131,25	11 703 18900	131,25				
19,00	11 700 19000	119,56	11 701 19000	119,56	11 702 19000	131,25	11 703 19000	131,25	11 704 19000	276,92	11 705 19000	284,69
19,20					11 702 19200	131,25	11 703 19200	131,25				
19,30	11 700 19300	119,56	11 701 19300	119,56	11 702 19300	131,25	11 703 19300	131,25				
19,50	11 700 19500	119,56	11 701 19500	119,56	11 702 19500	131,25	11 703 19500	131,25	11 704 19500	276,92	11 705 19500	284,69
19,70					11 702 19700	131,25	11 703 19700	131,25				
20,00	11 700 20000	119,56	11 701 20000	119,56	11 702 20000	131,25	11 703 20000	131,25	11 704 20000	276,92	11 705 20000	284,69
Steel	●		●		●		●		●		●	
Stainless steel	●		●		●		●		●		●	
Cast iron	●		●		●		●		●		●	
Non ferrous metals												
Heat resistant alloys												

Special Introductory Offer

30% discount

on this new range of drills until 30.11.2020



Technical support: 1800 93 22 55
3 time served engineers, available from 8:00 am to 6:30 pm, Monday to Friday

Order by 6:30 pm and get free,
guaranteed before 12 noon, next day delivery

CNMG / DNMG / VNMG / WNMG

Designation	L	S	D1	IC
	mm	mm	mm	mm
CNMG 1204..	12,9	4,76	5,16	12,70
CNMG 1606..	16,1	6,35	6,35	15,87
CNMG 1906..	19,3	6,35	7,94	19,05
DNMG 1506..	15,5	6,35	5,16	12,70
VNMG 1604..	16,6	4,76	3,81	9,52
WNMG 0804..	8,6	4,76	5,16	12,70

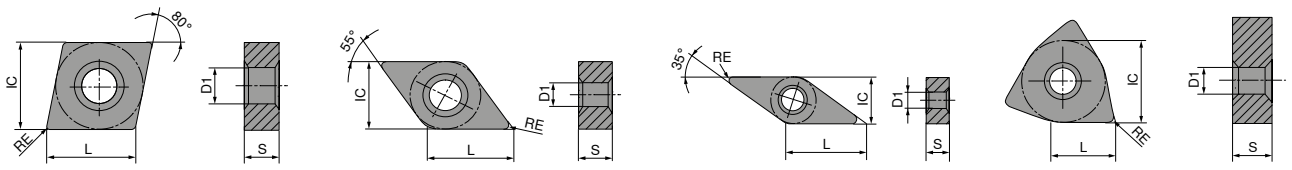

CNMG

CERATIZIT \ Standard

ISO	RE mm	-FMS CT-P15 M NEW Article no.	1S/1N EUR	-FMS CT-P25 F NEW Article no.	1S/1N EUR	-MRS CT-P15 M NEW Article no.	1S/1N EUR	-MRS CT-P25 M NEW Article no.	1S/1N EUR	-MRS CT-P35 M NEW Article no.	1S/1N EUR
120404EN	0,4	75 302 02809	3,08	75 302 12809	3,08						
120408EN	0,8	75 302 03009	3,08	75 302 13009	3,08	75 303 03009	3,08	75 303 13009	3,08	75 303 23009	3,08
120412EN	1,2	75 302 03209	3,08	75 302 13209	3,08	75 303 03209	3,08	75 303 13209	3,08	75 303 23209	3,08
120416EN	1,6					75 303 03409	3,08	75 303 13409	3,08	75 303 23409	3,08
160612EN	1,2					75 303 04409	4,51	75 303 14409	4,51	75 303 24409	4,51
160616EN	1,6					75 303 04609	4,51	75 303 14609	4,51	75 303 24609	4,51
190612EN	1,2					75 303 05609	6,71	75 303 15609	6,71	75 303 25609	6,71
190616EN	1,6					75 303 05809	6,71	75 303 15809	6,71	75 303 25809	6,71
Steel		●		●		●		●		●	
Stainless steel		○		○		○		○		○	
Cast iron		○		○		○		○			
Non ferrous metals											
Heat resistant alloys										○	

DNMG

CERATIZIT \ Standard

ISO	RE mm	-FMS CT-P15 M NEW Article no.	1S/1N EUR	-FMS CT-P25 F NEW Article no.	1S/1N EUR	-MRS CT-P15 M NEW Article no.	1S/1N EUR	-MRS CT-P25 M NEW Article no.	1S/1N EUR	-MRS CT-P35 M NEW Article no.	1S/1N EUR
150604EN	0,4	75 306 02809	4,16	75 306 12809	4,16						
150608EN	0,8	75 306 03009	4,16	75 306 13009	4,16	75 307 03009	4,16	75 307 13009	4,16	75 307 23009	4,16
150612EN	1,2	75 306 03209	4,16	75 306 13209	4,16	75 307 03209	4,16	75 307 13209	4,16	75 307 23209	4,16
150616EN	1,6					75 307 03409	4,16	75 307 13409	4,16	75 307 23409	4,16
Steel		●		●		●		●		●	
Stainless steel		○		○		○		○		○	
Cast iron		○		○		○		○			
Non ferrous metals											
Heat resistant alloys										○	

VNMG

CERATIZIT \ Standard

ISO	RE mm	-FMS CT-P15 F NEW Article no.	1S/1N EUR	-FMS CT-P25 F NEW Article no.	1S/1N EUR
160404EN	0,4	75 310 01609	3,92	75 310 11609	3,92
160408EN	0,8	75 310 01809	3,92	75 310 11809	3,92
Steel		●		●	
Stainless steel		○		○	
Cast iron		○		○	
Non ferrous metals					
Heat resistant alloys					

WNMG

CERATIZIT \ Standard

ISO	RE mm	-FMS CT-P15 M NEW Article no.	1S/1N EUR	-FMS CT-P25 F NEW Article no.	1S/1N EUR	-MRS CT-P15 M NEW Article no.	1S/1N EUR	-MRS CT-P25 M NEW Article no.	1S/1N EUR	-MRS CT-P35 M NEW Article no.	1S/1N EUR
080404EN	0,4	75 311 01609	3,63	75 311 11609	3,63						
080408EN	0,8	75 311 01809	3,63	75 311 11809	3,63	75 312 01809	3,63	75 312 11809	3,63	75 312 21809	3,63
080412EN	1,2	75 311 02009	3,63	75 311 12009	3,63	75 312 02009	3,63	75 312 12009	3,63	75 312 22009	3,63
Steel		●		●		●		●		●	
Stainless steel		○		○		○		○		○	
Cast iron		○		○		○		○			
Non ferrous metals											
Heat resistant alloys										○	

Customer Service Centre
Freephone: 1800 93 22 55

Ordering via the Online Shop
http://cuttingtools.ceratizit.com

CCMT / DCMT / VCMT

Designation	L	S	D1	IC
	mm	mm	mm	mm
CCMT 09T3..	9,70	3,97	4,4	9,52
CCMT 1204..	12,90	4,76	5,5	12,70
DCMT 0702..	7,75	2,38	2,8	6,35
DCMT 11T3..	11,60	3,97	4,4	9,52
VCMT 1103..	11,10	3,18	2,9	6,35
VCMT 1604..	16,60	4,76	4,4	9,52

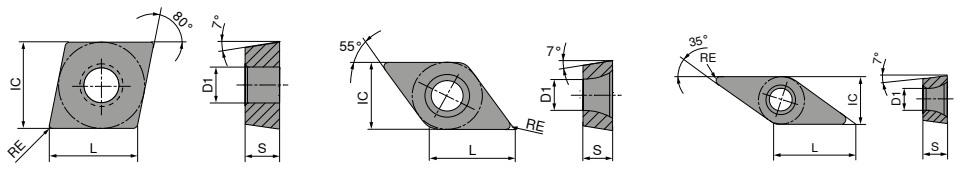

CCMT DCMT VCMT

CCMT

CERATIZIT \ Standard

ISO	RE mm	-FMS CT-P15 F NEW Article no.	1S/1P EUR	-FMS CT-P25 F NEW Article no.	1S/1P EUR	-MRS CT-P15 M NEW Article no.	1S/1P EUR	-MRS CT-P25 M NEW Article no.	1S/1P EUR
09T304EN	0,4	75 300 01609	2,24	75 300 11609	2,24	75 301 01609	2,24	75 301 11609	2,24
09T308EN	0,8	75 300 01809	2,24	75 300 11809	2,24	75 301 01809	2,24	75 301 11809	2,24
120404EN	0,4	75 300 02809	3,00	75 300 12809	3,00	75 301 02809	3,00	75 301 12809	3,00
120408EN	0,8	75 300 03009	3,00	75 300 13009	3,00	75 301 03009	3,00	75 301 13009	3,00
120412EN	1,2					75 301 03209	3,00	75 301 13209	3,00
Steel		●		●		●		●	
Stainless steel		○		○		○		○	
Cast iron		○		○		○		○	
Non ferrous metals									
Heat resistant alloys									

DCMT

CERATIZIT \ Standard

ISO	RE mm	-FMS CT-P15 F NEW Article no.	1S/1P EUR	-FMS CT-P25 F NEW Article no.	1S/1P EUR	-MRS CT-P15 M NEW Article no.	1S/1P EUR	-MRS CT-P25 M NEW Article no.	1S/1P EUR
070204EN	0,4	75 304 00409	1,96	75 304 10409	1,96	75 305 00409	1,96	75 305 10409	1,96
070208EN	0,8	75 304 00609	1,96	75 304 10609	1,96	75 305 00609	1,96	75 305 10609	1,96
11T304EN	0,4	75 304 01609	2,47	75 304 11609	2,47	75 305 01609	2,47	75 305 11609	2,47
11T308EN	0,8	75 304 01809	2,47	75 304 11809	2,47	75 305 01809	2,47	75 305 11809	2,47
Steel		●		●		●		●	
Stainless steel		○		○		○		○	
Cast iron		○		○		○		○	
Non ferrous metals									
Heat resistant alloys									

VCMT

CERATIZIT \ Standard

ISO	RE mm	-FMS CT-P15 F NEW Article no.	1S/1P EUR	-FMS CT-P25 F NEW Article no.	1S/1P EUR	-MRS CT-P15 M NEW Article no.	1S/1P EUR	-MRS CT-P25 M NEW Article no.	1S/1P EUR
110304EN	0,4	75 308 01609	3,79	75 308 11609	3,79				
160404EN	0,4	75 308 02809	3,83	75 308 12809	3,83	75 309 02809	3,83	75 309 12809	3,83
160408EN	0,8	75 308 03009	3,83	75 308 13009	3,83	75 309 03009	3,83	75 309 13009	3,83
Steel		●		●		●		●	
Stainless steel		○		○		○		○	
Cast iron		○		○		○		○	
Non ferrous metals									
Heat resistant alloys									

Special Introductory Offer

10% discount

on this new range of turning inserts until 30.11.2020



NC spot drills, factory standard and high-performance twist drills

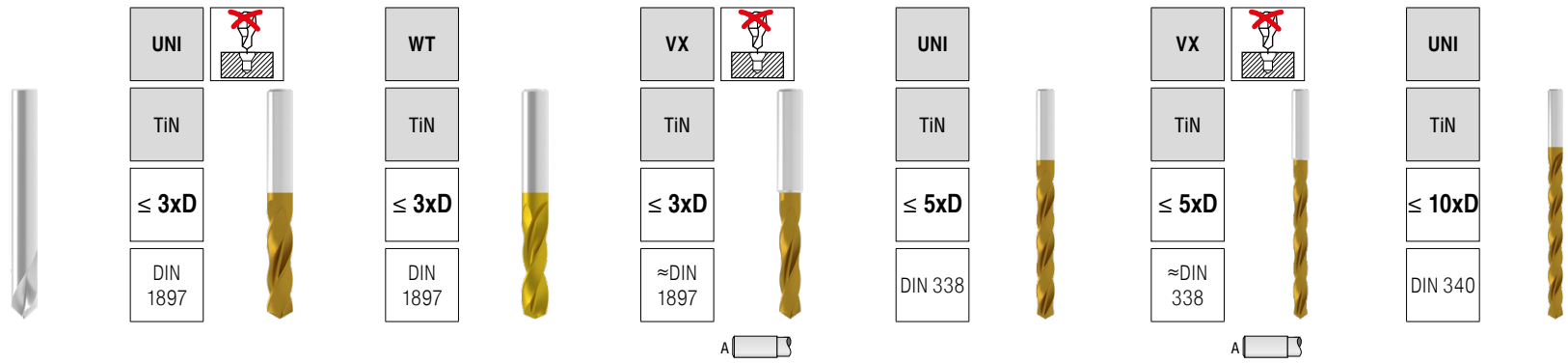

	NC-A	UNI	WT	VX	UNI	VX	UNI
		TiN	TiN	TiN	TiN	TiN	TiN
		≤ 3xD	≤ 3xD	≤ 3xD	≤ 5xD	≤ 5xD	≤ 10xD
		DIN 1897	DIN 1897	≈DIN 1897	DIN 338	≈DIN 338	DIN 340
				A		A	
	WNT \ Performance	WNT \ Performance	WNT \ Performance	WNT \ Performance	WNT \ Performance	WNT \ Performance	WNT \ Performance
DC h8/h6	Article no.	Article no.	Article no.	Article no.	Article no.	Article no.	Article no.
mm	EUR	EUR	EUR	EUR	EUR	EUR	EUR
0,90					10 171 009 2,98		
1,00		10 107 010 4,75	10 110 010 4,66		10 171 010 2,98		10 270 010 5,35
1,10		10 107 011 4,75	10 110 011 4,86		10 171 011 3,27		10 270 011 6,03
1,20		10 107 012 4,87	10 110 012 4,54		10 171 012 3,19		10 270 012 6,70
1,25					10 171 125 3,27		
1,30		10 107 013 5,12	10 110 013 4,86		10 171 013 3,27		10 270 013 6,59
1,40		10 107 014 4,68	10 110 014 4,86		10 171 014 3,29		10 270 014 6,51
1,45					10 171 145 3,10		
1,50		10 107 015 4,42	10 110 015 4,54		10 171 015 3,10		10 270 015 5,63
1,55					10 171 155 3,10		
1,60		10 107 016 4,62	10 110 016 4,40		10 171 016 3,10		10 270 016 6,70
1,65					10 171 165 3,33		
1,70		10 107 017 4,68	10 110 017 4,33		10 171 017 3,33		10 270 017 7,28
1,80		10 107 018 4,62	10 110 018 4,46		10 171 018 3,29		10 270 018 6,99
1,90		10 107 019 4,62	10 110 019 4,46		10 171 019 3,29		10 270 019 7,48
2,00		10 107 020 3,87	10 110 020 3,78	10 122 020 9,01	10 171 020 3,19	10 124 020 11,02	10 270 020 5,55
2,10		10 107 021 4,75	10 110 021 4,26	10 122 021 9,91	10 171 021 3,33	10 124 021 12,93	10 270 021 6,41
2,20		10 107 022 4,75	10 110 022 4,66	10 122 022 10,81	10 171 022 3,48	10 124 022 12,93	10 270 022 6,51
2,30		10 107 023 4,02	10 110 023 4,66	10 122 023 10,81	10 171 023 3,40	10 124 023 12,93	10 270 023 6,41
2,38		10 107 238 4,37			10 171 238 3,40		
2,40		10 107 024 4,80	10 110 024 4,82	10 122 024 11,34	10 171 024 3,19	10 124 024 12,93	10 270 024 5,94
2,50		10 107 025 4,21	10 110 025 4,13	10 122 025 9,76	10 171 025 3,27	10 124 025 12,93	10 270 025 5,63
2,55					10 171 255 3,40		
2,60		10 107 026 4,95	10 110 026 4,82	10 122 026 11,34	10 171 026 3,40	10 124 026 12,93	10 270 026 6,51
2,70		10 107 027 5,26	10 110 027 5,11	10 122 027 11,87	10 171 027 3,59	10 124 027 12,93	10 270 027 6,90
2,78		10 107 278 5,09			10 171 278 4,37		
2,80		10 107 028 4,87	10 110 028 5,11	10 122 028 11,87	10 171 028 3,50	10 124 028 12,93	10 270 028 6,59
2,90		10 107 029 5,19	10 110 029 5,11	10 122 029 11,87	10 171 029 3,59	10 124 029 12,93	10 270 029 6,90
3,00	10 520 030 6,84	10 107 030 4,37	10 110 030 4,35	10 122 030 10,81	10 171 030 3,44	10 124 030 12,29	10 270 030 6,12
3,10		10 107 031 4,68	10 110 031 5,01	10 122 031 10,81	10 171 031 3,81	10 124 031 13,99	10 270 031 7,28
3,17		10 107 317 4,62			10 171 317 3,79		
3,20		10 107 032 4,42	10 110 032 4,73	10 122 032 10,81	10 171 032 3,64	10 124 032 13,99	10 270 032 6,80
3,25					10 171 325 3,81		
3,30		10 107 033 4,42	10 110 033 5,11	10 122 033 10,92	10 171 033 3,70	10 124 033 13,99	10 270 033 7,19
3,40		10 107 034 5,12	10 110 034 5,11	10 122 034 10,92	10 171 034 4,09	10 124 034 13,99	10 270 034 7,48
3,50		10 107 035 4,42	10 110 035 4,63	10 122 035 10,40	10 171 035 4,14	10 124 035 13,99	10 270 035 7,28
3,57		10 107 357 5,02			10 171 357 4,14		
3,60		10 107 036 5,88	10 110 036 5,11	10 122 036 11,23	10 171 036 4,19	10 124 036 15,26	10 270 036 7,57
3,70		10 107 037 5,09	10 110 037 5,50	10 122 037 11,76	10 171 037 4,19	10 124 037 15,26	10 270 037 7,38
3,80		10 107 038 5,42	10 110 038 5,23	10 122 038 11,45	10 171 038 4,39	10 124 038 15,26	10 270 038 7,09
3,90		10 107 039 6,15	10 110 039 5,50	10 122 039 11,76	10 171 039 4,48	10 124 039 15,26	10 270 039 7,96
3,97		10 107 397 5,50			10 171 397 4,58		
4,00	10 520 040 6,95	10 107 040 5,02	10 110 040 4,73	10 122 040 9,59	10 171 040 4,31	10 124 040 15,26	10 270 040 7,77
4,10		10 107 041 5,75	10 110 041 5,23	10 122 041 9,59	10 171 041 4,39	10 124 041 18,23	10 270 041 7,87
4,20		10 107 042 5,02	10 110 042 5,23	10 122 042 10,02	10 171 042 4,39	10 124 042 18,97	10 270 042 7,57
4,25					10 171 425 4,70		
4,30		10 107 043 5,71	10 110 043 5,81	10 122 043 10,59	10 171 043 4,70	10 124 043 18,23	10 270 043 8,44
4,37		10 107 437 7,68			10 171 437 4,76		
4,40		10 107 044 6,15	10 110 044 5,96	10 122 044 11,87	10 171 044 4,70	10 124 044 18,23	10 270 044 7,48
4,50		10 107 045 5,71	10 110 045 4,93	10 122 045 9,69	10 171 045 4,58	10 124 045 18,23	10 270 045 7,96
4,60		10 107 046 5,75	10 110 046 6,49	10 122 046 12,72	10 171 046 4,85	10 124 046 20,46	10 270 046 7,66
4,65			10 110 465 6,59		10 171 465 4,85	10 124 465 20,46	
4,70		10 107 047 6,40	10 110 047 6,59	10 122 047 12,82	10 171 047 5,88	10 124 047 20,46	10 270 047 8,82
4,76		10 107 476 6,40			10 171 476 4,95		
4,80		10 107 048 6,51	10 110 048 6,56	10 122 048 12,82	10 171 048 4,95	10 124 048 20,46	10 270 048 8,63
4,90		10 107 049 6,57	10 110 049 6,56	10 122 049 12,82	10 171 049 5,03	10 124 049 20,46	10 270 049 8,75
4,95					10 171 495 4,89		
5,00	10 520 050 7,27	10 107 050 5,50	10 110 050 5,34	10 122 050 10,81	10 171 050 5,08	10 124 050 22,57	10 270 050 8,82
5,05					10 171 505 5,08		
5,10		10 107 051 6,09	10 110 051 6,76	10 122 051 12,82	10 171 051 5,08	10 124 051 22,57	10 270 051 9,82
5,16		10 107 516 7,24			10 171 516 5,54		
5,20		10 107 052 6,57	10 110 052 6,87	10 122 052 13,03	10 171 052 5,22	10 124 052 22,57	10 270 052 9,61
5,30		10 107 053 7,47	10 110 053 6,99	10 122 053 13,35	10 171 053 5,54	10 124 053 23,85	10 270 053 10,59
5,40		10 107 054 7,28	10 110 054 7,72	10 122 054 14,52	10 171 054 6,77	10 124 054 23,85	10 270 054 11,55
5,50		10 107 055 6,22	10 110 055 5,75	10 122 055 11,45	10 171 055 5,83	10 124 055 22,57	10 270 055 9,22
5,55			10 110 555 7,48	10 122 555 14,52	10 171 555 6,85	10 124 555 25,65	
5,56		10 107 556 6,80			10 171 556 6,85		
5,60		10 107 056 7,47	10 110 056 7,48	10 122 056 14,52	10 171 056 6,22	10 124 056 25,65	10 270 056 12,08
5,70		10 107 057 7,94	10 110 057 7,48	10 122 057 14,52	10 171 057 6,16	10 124 057 25,65	10 270 057 13,46
5,75					10 171 575 6,16		
5,80		10 107 058 7,65	10 110 058 7,48	10 122 058 14,52	10 171 058 6,16	10 124 058 25,65	10 270 058 11,66
5,90		10 107 059 8,39	10 110 059 7,70	10 122 059 14,52	10 171 059 6,54	10 124 059 25,65	10 270 059 13,03
5,95		10 107 595 12,82			10 171 595 8,01		
6,00	10 520 060 7,45	10 107 060 6,69	10 110 060 6,03	10 122 060 11,97	10 171 060 5,92	10 124 060 24,48	10 270 060 11,13
6,10		10 107 061 7,88	10 110 061 9,66	10 122 061 18,65	10 171 061 6,68	10 124 061 29,46	10 270 061 13,25
6,20		10 107 062 7,88	10 110 062 9,95	10 122 062 18,65	10 171 062 6,58	10 124 062 29,46	10 270 062 11,76
6,30		10 107 063 9,00	10 110 063 10,14	10 122 063 22,68	10 171 063 7,29	10 124 063 29,46	10 270 063 13,25
6,35		10 107 635 8,29			10 171 635 7,70		
6,40		10 107 064 8,36	10 110 064 10,19	10 122 064 19,18	10 171 064 7,72	10 124 064 29,46	10 270 064 11,97
6,50		10 107 065 7,88	10 110 065 7,55	10 122 065 14,20	10 171 065 7,12	10 124 065 29,46	10 270 065 11,45
6,60		10 107 066 8,70	10 110 066 10,17	10 122 066 22,99	10 171 066 7,81	10 124 066 31,05	10 270 066 13,35
6,70		10 107 067 9,53	10 110 067 10,34	10 122 067 22,99	10 171 067 7,79	10 124 067 31,05	10 270 067 13,68
6,75		10 107 675 11,66			10 171 675 10,52		
6,80		10 107 068 9,58	10 110 068 11,02	10 122 068 24,69	10 171 068 8,01	10 124 068 31,05	10 270 068 14,52
6,90		10 107 069 9,44	10 110 069 11,02	10 122 069 25,01	10 171 069 8,15	10 124 069 31,05	10 270 069 15,15
7,00		10 107 070 8,80	10 110 070 9,04	10 122 070 18,87	10 171 070 8,01	10 124 070 31,05	10 270 070 13,78
7,10		10 107 071 10,70	10 110 071 12,19	10 122 071 27,77	10 171 071 9,21	10 124 071 32,22	10 270 071 13,35
7,14		10 107 714 14,09			10 171 714 13,78		
7,20		10 107 072 11,02	10 110 072 12,19	10 122 072 27,66	10 171 072 9,18	10 124 072 32,22	10 270 072 15,15
Steel	●	●	●	●	●	●	●
Stainless steel	○	●	○	●	●	●	○
Cast iron	●	●	○	●	●	●	●
Non ferrous metals	○	●	○	●	●	●	●
Heat resistant alloys		○	○	○	○	○	

Ø DC $_{h8}$ for Type UNI, WT and VX / **Ø DC**$_{h6}$ for Type NC-A

Customer Service Centre
Freephone: 1800 93 22 55

Ordering via the Online Shop
http://cuttingtools.ceratizit.com

NC spot drills, factory standard and high-performance twist drills

	NC-A	UNI	WT	VX	UNI	VX	UNI
		TiN	TiN	TiN	TiN	TiN	TiN
		≤ 3xD	≤ 3xD	≤ 3xD	≤ 5xD	≤ 5xD	≤ 10xD
		DIN 1897	DIN 1897	≈DIN 1897	DIN 338	≈DIN 338	DIN 340
				A		A	

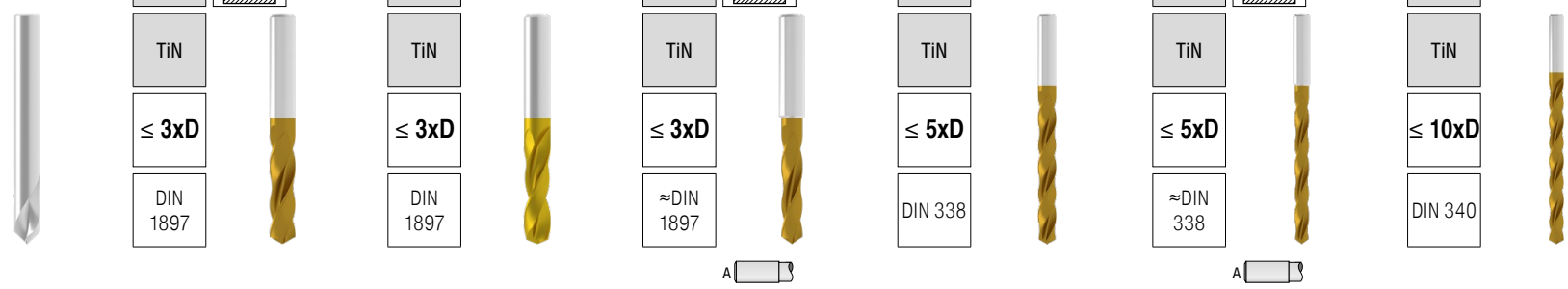

DC h8/h6	WNT \ Performance		WNT \ Performance		WNT \ Performance		WNT \ Performance		WNT \ Performance		WNT \ Performance		WNT \ Performance	
	Article no.		Article no.		Article no.		Article no.		Article no.		Article no.		Article no.	
mm		EUR		EUR		EUR		EUR		EUR		EUR		EUR
7,30			10 107 073	11,76	10 110 073	12,29	10 122 073	27,66	10 171 073	9,53	10 124 073	32,22	10 270 073	15,79
7,40			10 107 074	11,13	10 110 074	12,29	10 122 074	27,77	10 171 074	9,32	10 124 074	32,22	10 270 074	16,42
7,45							10 122 745	27,77	10 171 745	8,49				
7,50			10 107 075	9,17	10 110 075	9,46	10 122 075	19,93	10 171 075	8,49	10 124 075	32,22	10 270 075	16,64
7,55											10 124 755	33,70		
7,60			10 107 076	14,31	10 110 076	13,68	10 122 076	27,87	10 171 076	10,30	10 124 076	33,70	10 270 076	17,91
7,70			10 107 077	15,48	10 110 077	13,68	10 122 077	31,05	10 171 077	11,76	10 124 077	33,70	10 270 077	17,07
7,80			10 107 078	11,87	10 110 078	13,78	10 122 078	31,05	10 171 078	10,05	10 124 078	33,70	10 270 078	18,65
7,90			10 107 079	16,54	10 110 079	13,78	10 122 079	31,05	10 171 079	11,97	10 124 079	33,70	10 270 079	18,01
7,94			10 107 794	11,34					10 171 794	10,81				
8,00	10 520 080	12,50	10 107 080	11,02	10 110 080	9,83	10 122 080	20,46	10 171 080	9,57	10 124 080	33,70	10 270 080	15,26
8,10			10 107 081	13,99	10 110 081	13,88	10 122 081	34,12	10 171 081	10,46	10 124 081	36,77	10 270 081	16,74
8,20			10 107 082	14,52	10 110 082	13,88	10 122 082	34,12	10 171 082	10,30	10 124 082	36,77	10 270 082	18,34
8,30			10 107 083	15,26	10 110 083	14,09	10 122 083	34,12	10 171 083	11,45	10 124 083	36,77	10 270 083	19,50
8,40			10 107 084	14,73	10 110 084	14,09	10 122 084	34,12	10 171 084	11,45	10 124 084	36,77	10 270 084	20,87
8,50			10 107 085	12,82	10 110 085	11,76	10 122 085	23,10	10 171 085	9,85	10 124 085	38,26	10 270 085	17,91
8,60			10 107 086	14,31	10 110 086	14,41	10 122 086	35,61	10 171 086	17,27	10 124 086	34,12	10 270 086	17,91
8,70			10 107 087	16,42	10 110 087	14,41	10 122 087	35,61	10 171 087	17,27	10 124 087	34,12	10 270 087	18,01
8,73			10 107 873	20,13					10 171 873	10,60				
8,80			10 107 088	15,90	10 110 088	14,52	10 122 088	35,61	10 171 088	11,45	10 124 088	34,12	10 270 088	18,34
8,90			10 107 089	20,34	10 110 089	15,26	10 122 089	35,61	10 171 089	16,01	10 124 089	34,12	10 270 089	18,54
9,00			10 107 090	13,03	10 110 090	11,87	10 122 090	25,44	10 171 090	10,81	10 124 090	34,12	10 270 090	18,76
9,10			10 107 091	17,17	10 110 091	18,87	10 122 091	43,76	10 171 091	17,80	10 124 091	36,88	10 270 091	18,76
9,20			10 107 092	17,27	10 110 092	18,87	10 122 092	43,76	10 171 092	17,80	10 124 092	36,88	10 270 092	18,76
9,30			10 107 093	14,73	10 110 093	18,87	10 122 093	43,76	10 171 093	12,50	10 124 093	36,88	10 270 093	18,76
9,35							10 122 935	43,76	10 171 935	11,34				
9,40			10 107 094	20,03	10 110 094	18,87	10 122 094	43,76	10 171 094	18,23	10 124 094	36,88	10 270 094	18,76
9,50			10 107 095	14,31	10 110 095	15,58	10 122 095	30,52	10 171 095	11,34	10 124 095	36,88	10 270 095	18,76
9,55											10 124 955	40,49		
9,60			10 107 096	20,99	10 110 096	19,60	10 122 096	32,96	10 171 096	13,56	10 124 096	40,49	10 270 096	19,93
9,70			10 107 097	20,34	10 110 097	19,60	10 122 097	32,96	10 171 097	19,60	10 124 097	40,49	10 270 097	20,87
9,80			10 107 098	17,17	10 110 098	20,99	10 122 098	32,96	10 171 098	13,56	10 124 098	40,49	10 270 098	22,36
9,90			10 107 099	21,73	10 110 099	20,99	10 122 099	32,96	10 171 099	16,11	10 124 099	40,49	10 270 099	24,27
10,00	10 520 100	13,88	10 107 100	14,09	10 110 100	14,52	10 122 100	29,24	10 171 100	12,82	10 124 100	40,49	10 270 100	26,28
10,10			10 107 101	20,99			10 122 101	45,99	10 171 101	18,34	10 124 101	50,13	10 270 101	28,83
10,20			10 107 102	17,91	10 110 102	20,34	10 122 102	43,13	10 171 102	14,84	10 124 102	50,13	10 270 102	30,63
10,30			10 107 103	19,50			10 122 103	44,72	10 171 103	16,01	10 124 103	50,13	10 270 103	33,17
10,40			10 107 104	22,79			10 122 104	47,58	10 171 104	19,82	10 124 104	50,13	10 270 104	33,17
10,50			10 107 105	17,07	10 110 105	19,40	10 122 105	42,07	10 171 105	14,94	10 124 105	50,13	10 270 105	33,59
10,55									10 171 955	15,48				
10,60							10 122 106	51,08			10 124 106	55,01		
10,70							10 122 107	46,63			10 124 107	55,01		
10,80					10 110 108	43,56	10 122 108	44,82			10 124 108	55,01		
10,90							10 122 109	65,81			10 124 109	55,01		
11,00			10 107 110	18,65	10 110 110	19,40	10 122 110	42,07	10 171 110	15,48	10 124 110	47,16	10 270 110	39,96
11,10							10 122 111	41,76			10 124 111	50,76		
11,11			10 107 111	22,15					10 171 111	19,40				
11,20									10 171 112	17,17	10 124 112	50,76		
11,30									10 171 113	17,17	10 124 113	50,76		
11,40									10 171 114	17,17	10 124 114	50,76		
11,50			10 107 115	21,83	10 110 115	20,56	10 122 115	43,76	10 171 115	17,17	10 124 115	50,76	10 270 115	40,37
11,60									10 171 116	18,34	10 124 116	54,79		
11,70							10 122 117	50,02			10 124 117	54,79		
11,80					10 110 118	24,48	10 122 118	52,46			10 124 118	54,79		
11,90							10 122 119	65,92			10 124 119	54,79		
12,00	10 520 120	20,13	10 107 120	21,30	10 110 120	23,85	10 122 120	50,44	10 171 120	18,34	10 124 120	54,79	10 270 120	40,80
12,10							10 122 121	37,20			10 124 121	62,42		
12,15									10 171 121	19,07				
12,20							10 122 122	55,42			10 124 122	62,42		
12,30			10 107 123	35,51	10 110 123	36,45	10 122 123	68,14	10 171 123	32,85	10 124 123	62,42		
12,40							10 122 124	81,18			10 124 124	62,42		
12,50			10 107 125	23,21	10 110 125	24,48	10 122 125	52,78	10 171 925	19,07	10 124 125	62,42	10 270 125	44,72
12,60							10 122 126	107,00			10 124 126	66,02		
12,70			10 107 127	29,46			10 122 127	116,60	10 171 127	24,91	10 124 127	66,02		
12,80					10 110 128	46,21	10 122 128	55,32			10 124 128	66,02		
12,90							10 122 129	81,60			10 124 129	66,02		
13,00			10 107 130	23,21	10 110 130	25,12	10 122 130	56,70	10 171 130	20,24	10 124 130	73,33	10 270 130	48,64
13,10									10 171 131	36,04				
13,30									10 171 133	36,04				
13,50			10 107 135	24,79	10 110 135	27,34	10 122 135	83,72	10 171 135	36,04	10 124 135	94,74	10 270 135	49,49
13,80					10 110 138	29,04								
14,00			10 107 140	30,94	10 110 140	28,40	10 122 140	83,72	10 171 140	24,59	10 124 140	94,74	10 270 140	51,50
14,50					10 110 145	28,93	10 122 145	107,00			10 124 145	121,90		
15,00					10 110 150	29,89	10 122 150	100,90			10 124 150	114,50		
15,50					10 110 155	39,10	10 122 155	110,20			10 124 155	124,00		
15,75					10 110 157	40,90								
16,00	10 520 160	26,38			10 110 160	38,57	10 122 160	105,60			10 124 160	119,80		
16,50					10 110 165	57,87	10 122 165	164,30			10 124 165	184,40		
17,00					10 110 170	55,85	10 122 170	164,30			10 124 170	184,40		
17,50					10 110 175	53,41	10 122 175	164,30			10 124 175	184,40		
17,75					10 110 177	64,85								
18,00					10 110 180	61,04	10 122 180	164,30			10 124 180	184,40		
18,50					10 110 185	68,99	10 122 185	164,30			10 124 185	184,40		
19,00					10 110 190	67,30	10 122 190	164,30			10 124 190	184,40		
19,50					10 110 195	75,56	10 122 195	164,30			10 124 195	184,40		
19,75					10 110 197	76,94								
20,00	10 520 200	42,49			10 110 200	72,06	10 122 200	145,20			10 124 200	165,40		

Steel	●	●	●	●	●	●	●
Stainless steel	○	●	○	●	●	●	○
Cast iron	●	●	○	●	●	●	●
Non ferrous metals	○	●	○	●	●	●	●
Heat resistant alloys		○	○	○	○	○	

Ø DC $_{h8}$ for Type UNI, WT and VX / **Ø DC**$_{h6}$ for Type NC-A

WPC – High Performance Drill, DIN 6537

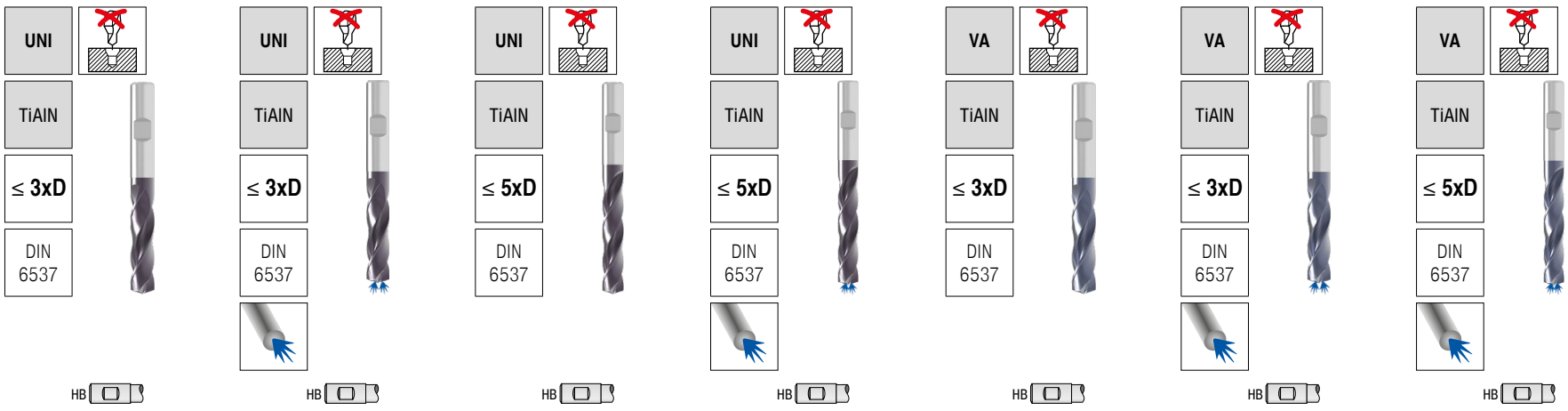

DC m7	WNT \ Standard		WNT \ Standard		WNT \ Standard		WNT \ Standard		WNT \ Standard		WNT \ Standard		WNT \ Standard	
	Article no.		Article no.		Article no.		Article no.		Article no.		Article no.		Article no.	
mm		EUR		EUR		EUR		EUR		EUR		EUR		EUR
2,00	11 601 020	23,91							11 621 020	23,91				
2,10	11 601 021	23,91							11 621 021	23,91				
2,20	11 601 022	23,91							11 621 022	23,91				
2,30	11 601 023	23,91							11 621 023	23,91				
2,40	11 601 024	23,91							11 621 024	23,91				
2,50	11 601 025	23,91							11 621 025	23,91				
2,60	11 601 026	23,91							11 621 026	23,91				
2,70	11 601 027	23,91							11 621 027	23,91				
2,80	11 601 028	23,91							11 621 028	23,91				
2,90	11 601 029	23,91							11 621 029	23,91				
3,00	11 601 030	23,15	11 604 030	30,20	11 607 030	27,66	11 610 030	41,22	11 621 030	23,15	11 624 030	30,20	11 630 030	41,22
3,10	11 601 031	23,15	11 604 031	30,20	11 607 031	27,66	11 610 031	41,22	11 621 031	23,15	11 624 031	30,20	11 630 031	41,22
3,20	11 601 032	23,15	11 604 032	30,20	11 607 032	27,66	11 610 032	41,22	11 621 032	23,15	11 624 032	30,20	11 630 032	41,22
3,25			11 604 890	30,20			11 610 890	41,22						
3,30	11 601 033	23,15	11 604 033	30,20	11 607 033	27,66	11 610 033	41,22	11 621 033	23,15	11 624 033	30,20	11 630 033	41,22
3,40	11 601 034	23,15	11 604 034	30,20	11 607 034	27,66	11 610 034	41,22	11 621 034	23,15	11 624 034	30,20	11 630 034	41,22
3,50	11 601 035	23,15	11 604 035	30,20	11 607 035	27,66	11 610 035	41,22	11 621 035	23,15	11 624 035	30,20	11 630 035	41,22
3,60	11 601 036	23,15	11 604 036	30,20	11 607 036	27,66	11 610 036	41,22	11 621 036	23,15	11 624 036	30,20	11 630 036	41,22
3,70	11 601 037	23,15	11 604 037	30,20	11 607 037	27,66	11 610 037	41,22	11 621 037	23,15	11 624 037	30,20	11 630 037	41,22
3,80	11 601 038	23,15	11 604 038	30,20	11 607 038	27,66	11 610 038	41,22	11 621 038	23,15	11 624 038	30,20	11 630 038	41,22
3,90	11 601 039	23,15	11 604 039	30,20	11 607 039	27,66	11 610 039	41,22	11 621 039	23,15	11 624 039	30,20	11 630 039	41,22
4,00	11 601 040	23,15	11 604 040	30,20	11 607 040	27,66	11 610 040	41,22	11 621 040	23,15	11 624 040	30,20	11 630 040	41,22
4,10	11 601 041	23,15	11 604 041	30,20	11 607 041	27,66	11 610 041	41,22	11 621 041	23,15	11 624 041	30,20	11 630 041	41,22
4,20	11 601 042	23,15	11 604 042	30,20	11 607 042	27,66	11 610 042	41,22	11 621 042	23,15	11 624 042	30,20	11 630 042	41,22
4,30	11 601 043	23,15	11 604 043	30,20	11 607 043	27,66	11 610 043	41,22	11 621 043	23,15	11 624 043	30,20	11 630 043	41,22
4,40	11 601 044	23,15	11 604 044	30,20	11 607 044	27,66	11 610 044	41,22	11 621 044	23,15	11 624 044	30,20	11 630 044	41,22
4,50	11 601 045	23,15	11 604 045	30,20	11 607 045	27,66	11 610 045	41,22	11 621 045	23,15	11 624 045	30,20	11 630 045	41,22
4,60	11 601 046	23,15	11 604 046	30,20	11 607 046	27,66	11 610 046	41,22	11 621 046	23,15	11 624 046	30,20	11 630 046	41,22
4,65	11 601 900	23,15	11 604 900	30,20	11 607 900	27,66	11 610 900	41,22	11 621 900	23,15	11 624 900	30,20	11 630 900	41,22
4,70	11 601 047	23,15	11 604 047	30,20	11 607 047	27,66	11 610 047	41,22	11 621 047	23,15	11 624 047	30,20	11 630 047	41,22
4,80	11 601 048	23,15	11 604 048	30,20	11 607 048	27,66	11 610 048	41,22	11 621 048	23,15	11 624 048	30,20	11 630 048	41,22
4,90	11 601 049	23,15	11 604 049	30,20	11 607 049	27,66	11 610 049	41,22	11 621 049	23,15	11 624 049	30,20	11 630 049	41,22
5,00	11 601 050	23,15	11 604 050	30,20	11 607 050	27,66	11 610 050	41,22	11 621 050	23,15	11 624 050	30,20	11 630 050	41,22
5,10	11 601 051	23,15	11 604 051	30,20	11 607 051	27,66	11 610 051	41,22	11 621 051	23,15	11 624 051	30,20	11 630 051	41,22
5,20	11 601 052	23,15	11 604 052	30,20	11 607 052	27,66	11 610 052	41,22	11 621 052	23,15	11 624 052	30,20	11 630 052	41,22
5,30	11 601 053	23,15	11 604 053	30,20	11 607 053	27,66	11 610 053	41,22	11 621 053	23,15	11 624 053	30,20	11 630 053	41,22
5,40	11 601 054	23,15	11 604 054	30,20	11 607 054	27,66	11 610 054	41,22	11 621 054	23,15	11 624 054	30,20	11 630 054	41,22
5,50	11 601 055	23,15	11 604 055	30,20	11 607 055	27,66	11 610 055	41,22	11 621 055	23,15	11 624 055	30,20	11 630 055	41,22
5,55	11 601 902	23,15	11 604 902	30,20	11 607 902	27,66	11 610 902	41,22	11 621 902	23,15	11 624 902	30,20	11 630 902	41,22
5,60	11 601 056	23,15	11 604 056	30,20	11 607 056	27,66	11 610 056	41,22	11 621 056	23,15	11 624 056	30,20	11 630 056	41,22
5,70	11 601 057	23,15	11 604 057	30,20	11 607 057	27,66	11 610 057	41,22	11 621 057	23,15	11 624 057	30,20	11 630 057	41,22
5,80	11 601 058	23,15	11 604 058	30,20	11 607 058	27,66	11 610 058	41,22	11 621 058	23,15	11 624 058	30,20	11 630 058	41,22
5,90	11 601 059	23,15	11 604 059	30,20	11 607 059	27,66	11 610 059	41,22	11 621 059	23,15	11 624 059	30,20	11 630 059	41,22
6,00	11 601 060	23,15	11 604 060	30,20	11 607 060	27,66	11 610 060	41,22	11 621 060	23,15	11 624 060	30,20	11 630 060	41,22
6,10	11 601 061	23,25	11 604 061	40,88	11 607 061	28,10	11 610 061	45,74	11 621 061	23,25	11 624 061	40,88	11 630 061	45,74
6,20	11 601 062	23,25	11 604 062	40,88	11 607 062	28,10	11 610 062	45,74	11 621 062	23,25	11 624 062	40,88	11 630 062	45,74
6,30	11 601 063	23,25	11 604 063	40,88	11 607 063	28,10	11 610 063	45,74	11 621 063	23,25	11 624 063	40,88	11 630 063	45,74
6,40	11 601 064	23,25	11 604 064	40,88	11 607 064	28,10	11 610 064	45,74	11 621 064	23,25	11 624 064	40,88	11 630 064	45,74
6,50	11 601 065	23,25	11 604 065	40,88	11 607 065	28,10	11 610 065	45,74	11 621 065	23,25	11 624 065	40,88	11 630 065	45,74
6,60	11 601 066	23,25	11 604 066	40,88	11 607 066	28,10	11 610 066	45,74	11 621 066	23,25	11 624 066	40,88	11 630 066	45,74
6,70	11 601 067	23,25	11 604 067	40,88	11 607 067	28,10	11 610 067	45,74	11 621 067	23,25	11 624 067	40,88	11 630 067	45,74
6,80	11 601 068	23,25	11 604 068	40,88	11 607 068	28,10	11 610 068	45,74	11 621 068	23,25	11 624 068	40,88	11 630 068	45,74
6,90	11 601 069	23,25	11 604 069	40,88	11 607 069	28,10	11 610 069	45,74	11 621 069	23,25	11 624 069	40,88	11 630 069	45,74
7,00	11 601 070	23,25	11 604 070	40,88	11 607 070	28,10	11 610 070	45,74	11 621 070	23,25	11 624 070	40,88	11 630 070	45,74
7,10	11 601 071	23,25	11 604 071	40,88	11 607 071	28,10	11 610 071	45,74	11 621 071	23,25	11 624 071	40,88	11 630 071	45,74
7,20	11 601 072	23,25	11 604 072	40,88	11 607 072	28,10	11 610 072	45,74	11 621 072	23,25	11 624 072	40,88	11 630 072	45,74
7,30	11 601 073	23,25	11 604 073	40,88	11 607 073	28,10	11 610 073	45,74	11 621 073	23,25	11 624 073	40,88	11 630 073	45,74
7,40	11 601 074	23,25	11 604 074	40,88	11 607 074	28,10	11 610 074	45,74	11 621 074	23,25	11 624 074	40,88	11 630 074	45,74
7,45			11 604 924	40,88			11 610 924	45,74						
7,50	11 601 075	23,25	11 604 075	40,88	11 607 075	28,10	11 610 075	45,74	11 621 075	23,25	11 624 075	40,88	11 630 075	45,74
7,55	11 601 975	23,25	11 604 975	40,88	11 607 975	28,10	11 610 975	45,74	11 621 975	23,25	11 624 975	40,88	11 630 975	45,74
7,60	11 601 076	23,25	11 604 076	40,88	11 607 076	28,10	11 610 076	45,74	11 621 076	23,25	11 624 076	40,88	11 630 076	45,74
7,70	11 601 077	23,25	11 604 077	40,88	11 607 077	28,10	11 610 077	45,74	11 621 077	23,25	11 624 077	40,88	11 630 077	45,74
7,80	11 601 078	23,25	11 604 078	40,88	11 607 078	28,10	11 610 078	45,74	11 621 078	23,25	11 624 078	40,88	11 630 078	45,74
7,90	11 601 079	23,25	11 604 079	40,88	11 607 079	28,10	11 610 079	45,74	11 621 079	23,25	11 624 079	40,88	11 630 079	45,74
8,00	11 601 080	23,25	11 604 080	40,88	11 607 080	28,10	11 610 080	45,74	11 621 080	23,25	11 624 080	40,88	11 630 080	45,74
8,10	11 601 081	26,01	11 604 081	46,96	11 607 081	30,97	11 610 081	52,35	11 621 081	26,01	11 624 081	46,96	11 630 081	52,35
8,20	11 601 082	26,01	11 604 082	46,96	11 607 082	30,97	11 610 082	52,35	11 621 082	26,01	11 624 082	46,96	11 630 082	52,35
8,30	11 601 083	26,01	11 604 083	46,96	11 607 083	30,97	11 610 083	52,35	11 621 083	26,01	11 624 083	46,96	11 630 083	52,35
8,40	11 601 084	26,01	11 604 084	46,96	11 607 084	30,97	11 610 084	52,35	11 621 084	26,01	11 624 084	46,96	11 630 084	52,35
8,50	11 601 085	26,01	11 604 085	46,96	11 607 085	30,97	11 610 085	52,35	11 621 085	26,01	11 624 085	46,96	11 630 085	52,35
8,60	11 601 086	26,01	11 604 086	46,96	11 607 086	30,97	11 610 086	52,35	11 621 086	26,01	11 624 086	46,96	11 630 086	52,35
8,70	11 601 087	26,01	11 604 087	46,96	11 607 087	30,97	11 610 087	52,35	11 621 087	26,01	11 624 087	46,96	11 630 087	52,35
8,80	11 601 088	26,01	11 604 088	46,96	11 607 088	30,97	11 610 088	52,35	11 621 088	26,01	11 624 088	46,96	11 630 088	52,35
8,90	11 601 089	26,01	11 604 089	46,96	11 607 089	30,97	11 610 089	52,35	11 621 089	26,01	11 624 089	46,96	11 630 089	52,35
9,00	11 601 090	26,01	11 604 090	46,96	11 607 090	30,97	11 610 090	52,35	11 621 090	26,01	11 624 090	46,96	11 630 090	52,35
9,10	11 601 091	26,01	11 604 091	46,96	11 607 091	30,97	11 610 091	52,35	11 621 091	26,01	11 624 091	46,96	11 630 091	52,35
9,20	11 601 092	26,01	11 604 092	46,96	11 607 092	30,97	11 610 092	52,35	11 621 092	26,01	11 624 092	46,96	11 630 092	52,35

Steel	●	●	●	●	○	○	○
Stainless steel		○		○	●	●	●
Cast iron	●	●	●	●	○	○	○
Non ferrous metals	○	○	○	○	●	●	●
Heat resistant alloys						●	●

Customer Service Centre
Freephone: 1800 93 22 55

Ordering via the Online Shop
http://cuttingtools.ceratizit.com

WPC – High Performance Drill, DIN 6537

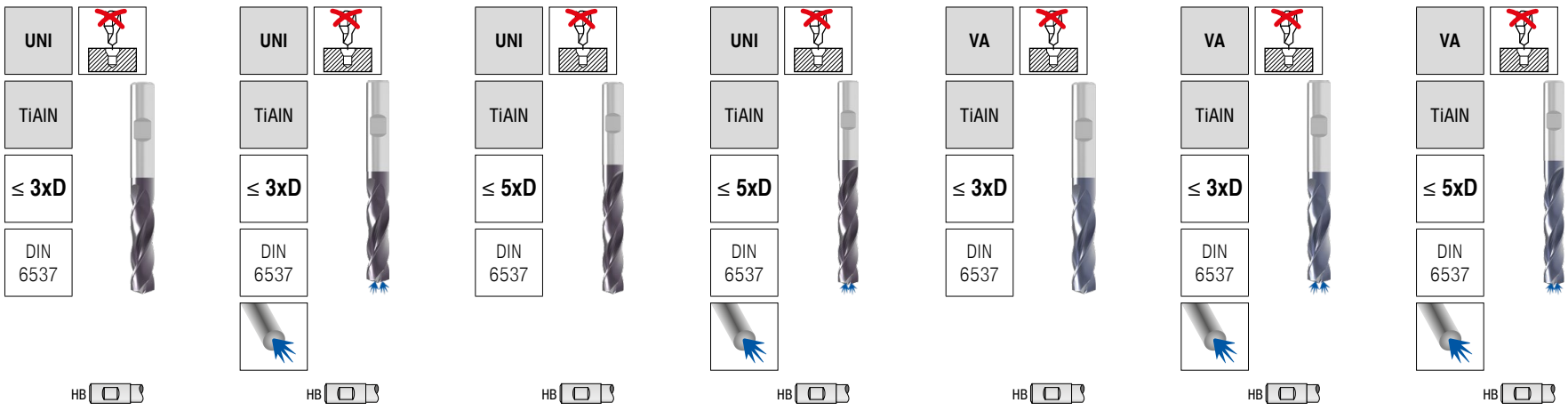

DC m7	WNT \ Standard		WNT \ Standard		WNT \ Standard		WNT \ Standard		WNT \ Standard		WNT \ Standard		WNT \ Standard	
	Article no.		Article no.		Article no.		Article no.		Article no.		Article no.		Article no.	
mm		EUR		EUR		EUR		EUR		EUR		EUR		EUR
9,25	11 601 925	26,01	11 604 925	46,96	11 607 925	30,97	11 610 925	52,35	11 621 925	26,01	11 624 925	46,96	11 630 925	52,35
9,30	11 601 093	26,01	11 604 093	46,96	11 607 093	30,97	11 610 093	52,35	11 621 093	26,01	11 624 093	46,96	11 630 093	52,35
9,35			11 604 930	46,96			11 610 930	52,35						
9,40	11 601 094	26,01	11 604 094	46,96	11 607 094	30,97	11 610 094	52,35	11 621 094	26,01	11 624 094	46,96	11 630 094	52,35
9,50	11 601 095	26,01	11 604 095	46,96	11 607 095	30,97	11 610 095	52,35	11 621 095	26,01	11 624 095	46,96	11 630 095	52,35
9,60	11 601 096	26,01	11 604 096	46,96	11 607 096	30,97	11 610 096	52,35	11 621 096	26,01	11 624 096	46,96	11 630 096	52,35
9,70	11 601 097	26,01	11 604 097	46,96	11 607 097	30,97	11 610 097	52,35	11 621 097	26,01	11 624 097	46,96	11 630 097	52,35
9,80	11 601 098	26,01	11 604 098	46,96	11 607 098	30,97	11 610 098	52,35	11 621 098	26,01	11 624 098	46,96	11 630 098	52,35
9,90	11 601 099	26,01	11 604 099	46,96	11 607 099	30,97	11 610 099	52,35	11 621 099	26,01	11 624 099	46,96	11 630 099	52,35
10,00	11 601 100	26,01	11 604 100	46,96	11 607 100	30,97	11 610 100	52,35	11 621 100	26,01	11 624 100	46,96	11 630 100	52,35
10,10	11 601 101	39,24	11 604 101	67,34	11 607 101	46,29	11 610 101	76,26	11 621 101	39,24	11 624 101	67,34	11 630 101	76,26
10,20	11 601 102	39,24	11 604 102	67,34	11 607 102	46,29	11 610 102	76,26	11 621 102	39,24	11 624 102	67,34	11 630 102	76,26
10,30	11 601 103	39,24	11 604 103	67,34	11 607 103	46,29	11 610 103	76,26	11 621 103	39,24	11 624 103	67,34	11 630 103	76,26
10,40	11 601 104	39,24	11 604 104	67,34	11 607 104	46,29	11 610 104	76,26	11 621 104	39,24	11 624 104	67,34	11 630 104	76,26
10,50	11 601 105	39,24	11 604 105	67,34	11 607 105	46,29	11 610 105	76,26	11 621 105	39,24	11 624 105	67,34	11 630 105	76,26
10,60	11 601 106	39,24	11 604 106	67,34	11 607 106	46,29	11 610 106	76,26	11 621 106	39,24	11 624 106	67,34	11 630 106	76,26
10,70	11 601 107	39,24	11 604 107	67,34	11 607 107	46,29	11 610 107	76,26	11 621 107	39,24	11 624 107	67,34	11 630 107	76,26
10,75			11 604 904	67,34			11 610 904	76,26						
10,80	11 601 108	39,24	11 604 108	67,34	11 607 108	46,29	11 610 108	76,26	11 621 108	39,24	11 624 108	67,34	11 630 108	76,26
10,90	11 601 109	39,24	11 604 109	67,34	11 607 109	46,29	11 610 109	76,26	11 621 109	39,24	11 624 109	67,34	11 630 109	76,26
11,00	11 601 110	39,24	11 604 110	67,34	11 607 110	46,29	11 610 110	76,26	11 621 110	39,24	11 624 110	67,34	11 630 110	76,26
11,10	11 601 111	39,24	11 604 111	67,34	11 607 111	46,29	11 610 111	76,26	11 621 111	39,24	11 624 111	67,34	11 630 111	76,26
11,20	11 601 112	39,24	11 604 112	67,34	11 607 112	46,29	11 610 112	76,26	11 621 112	39,24	11 624 112	67,34	11 630 112	76,26
11,25			11 604 912	67,34			11 610 912	76,26						
11,30	11 601 113	39,24	11 604 113	67,34	11 607 113	46,29	11 610 113	76,26	11 621 113	39,24	11 624 113	67,34	11 630 113	76,26
11,40	11 601 114	39,24	11 604 114	67,34	11 607 114	46,29	11 610 114	76,26	11 621 114	39,24	11 624 114	67,34	11 630 114	76,26
11,50	11 601 115	39,24	11 604 115	67,34	11 607 115	46,29	11 610 115	76,26	11 621 115	39,24	11 624 115	67,34	11 630 115	76,26
11,60	11 601 116	39,24	11 604 116	67,34	11 607 116	46,29	11 610 116	76,26	11 621 116	39,24	11 624 116	67,34	11 630 116	76,26
11,70	11 601 117	39,24	11 604 117	67,34	11 607 117	46,29	11 610 117	76,26	11 621 117	39,24	11 624 117	67,34	11 630 117	76,26
11,80	11 601 118	39,24	11 604 118	67,34	11 607 118	46,29	11 610 118	76,26	11 621 118	39,24	11 624 118	67,34	11 630 118	76,26
11,90	11 601 119	39,24	11 604 119	67,34	11 607 119	46,29	11 610 119	76,26	11 621 119	39,24	11 624 119	67,34	11 630 119	76,26
12,00	11 601 120	39,24	11 604 120	67,34	11 607 120	46,29	11 610 120	76,26	11 621 120	39,24	11 624 120	67,34	11 630 120	76,26
12,25	11 601 122	52,57	11 604 122	93,46	11 607 122	60,74	11 610 122	102,70						
12,50	11 601 125	52,57	11 604 125	93,46	11 607 125	60,74	11 610 125	102,70	11 621 125	52,57	11 624 125	93,46	11 630 125	102,70
12,70	11 601 127	52,57	11 604 127	93,46	11 607 127	60,74	11 610 127	102,70	11 621 127	52,57	11 624 127	93,46	11 630 127	102,70
12,80	11 601 128	52,57	11 604 128	93,46	11 607 128	60,74	11 610 128	102,70						
12,90	11 601 129	52,57	11 604 129	93,46	11 607 129	60,74	11 610 129	102,70						
13,00	11 601 130	52,57	11 604 130	93,46	11 607 130	60,74	11 610 130	102,70	11 621 130	52,57	11 624 130	93,46	11 630 130	102,70
13,10			11 604 131	93,46			11 610 131	102,70						
13,30	11 601 133	52,57	11 604 133	93,46	11 607 133	60,74	11 610 133	102,70						
13,50	11 601 135	52,57	11 604 135	93,46	11 607 135	60,74	11 610 135	102,70	11 621 135	52,57	11 624 135	93,46	11 630 135	102,70
13,70	11 601 137	52,57	11 604 137	93,46	11 607 137	60,74	11 610 137	102,70	11 621 137	52,57	11 624 137	93,46	11 630 137	102,70
13,80	11 601 138	52,57	11 604 138	93,46	11 607 138	60,74	11 610 138	102,70						
14,00	11 601 140	52,57	11 604 140	93,46	11 607 140	60,74	11 610 140	102,70	11 621 140	52,57	11 624 140	93,46	11 630 140	102,70
14,20	11 601 142	68,34	11 604 142	115,80	11 607 142	79,02	11 610 142	127,80						
14,50	11 601 145	68,34	11 604 145	115,80	11 607 145	79,02	11 610 145	127,80	11 621 145	68,34	11 624 145	115,80	11 630 145	127,80
14,70	11 601 147	68,34	11 604 147	115,80	11 607 147	79,02	11 610 147	127,80	11 621 147	68,34	11 624 147	115,80	11 630 147	127,80
14,80	11 601 148	68,34	11 604 148	115,80	11 607 148	79,02	11 610 148	127,80						
15,00	11 601 150	68,34	11 604 150	115,80	11 607 150	79,02	11 610 150	127,80	11 621 150	68,34	11 624 150	115,80	11 630 150	127,80
15,10			11 604 151	115,80			11 610 151	127,80						
15,25	11 601 152	68,34	11 604 152	115,80	11 607 152	79,02	11 610 152	127,80						
15,30	11 601 153	68,34	11 604 153	115,80	11 607 153	79,02	11 610 153	127,80						
15,50	11 601 155	68,34	11 604 155	115,80	11 607 155	79,02	11 610 155	127,80	11 621 155	68,34	11 624 155	115,80	11 630 155	127,80
15,60			11 604 156	115,80			11 610 156	127,80						
15,70	11 601 157	68,34	11 604 157	115,80	11 607 157	79,02	11 610 157	127,80	11 621 157	68,34	11 624 157	115,80	11 630 157	127,80
15,80	11 601 158	68,34	11 604 158	115,80	11 607 158	79,02	11 610 158	127,80						
16,00	11 601 160	68,34	11 604 160	115,80	11 607 160	79,02	11 610 160	127,80	11 621 160	68,34	11 624 160	115,80	11 630 160	127,80
16,50	11 601 165	115,80	11 604 165	183,00	11 607 165	127,80	11 610 165	203,80	11 621 165	115,80	11 624 165	183,00	11 630 165	203,80
16,80	11 601 168	115,80	11 604 168	183,00	11 607 168	127,80	11 610 168	203,80						
16,90			11 604 169	183,00			11 610 169	203,80						
17,00	11 601 170	115,80	11 604 170	183,00	11 607 170	127,80	11 610 170	203,80	11 621 170	115,80	11 624 170	183,00	11 630 170	203,80
17,50	11 601 175	115,80	11 604 175	183,00	11 607 175	127,80	11 610 175	203,80	11 621 175	115,80	11 624 175	183,00	11 630 175	203,80
17,60			11 604 176	183,00			11 610 176	203,80						
17,80	11 601 178	115,80	11 604 178	183,00	11 607 178	127,80	11 610 178	203,80						
18,00	11 601 180	115,80	11 604 180	183,00	11 607 180	127,80	11 610 180	203,80	11 621 180	115,80	11 624 180	183,00	11 630 180	203,80
18,50	11 601 185	126,80	11 604 185	201,80	11 607 185	137,80	11 610 185	221,50	11 621 185	126,80	11 624 185	201,80	11 630 185	221,50
18,80	11 601 188	126,80	11 604 188	201,80	11 607 188	137,80	11 610 188	221,50						
18,90			11 604 189	201,80			11 610 189	221,50						
19,00	11 601 190	126,80	11 604 190	201,80	11 607 190	137,80	11 610 190	221,50	11 621 190	126,80	11 624 190	201,80	11 630 190	221,50
19,50	11 601 195	126,80	11 604 195	201,80	11 607 195	137,80	11 610 195	221,50	11 621 195	126,80	11 624 195	201,80	11 630 195	221,50
19,60			11 604 196	201,80			11 610 196	221,50						
19,80	11 601 198	126,80	11 604 198	201,80	11 607 198	137,80	11 610 198	221,50						
20,00	11 601 200	126,80	11 604 200	201,80	11 607 200	137,80	11 610 200	221,50	11 621 200	126,80	11 624 200	201,80	11 630 200	221,50
Steel	●		●		●		●		○		○		○	
Stainless steel			○				○		●		●		●	
Cast iron	●		●		●		●		○		○		○	
Non ferrous metals	○		○		○		○		●		●		●	
Heat resistant alloys											●		●	

WPC – High Performance Drill, factory standard

UNI | TiAlN | ≤ 8xD | DIN 6537

HA

UNI | TiAlN | ≤ 12xD | DIN 6537

HA

DC h7	WNT \ Standard		WNT \ Standard	
	Article no.		Article no.	
mm		EUR		EUR
3,0	11 612 030	81,99	11 615 030	110,20
3,1	11 612 031	81,99	11 615 031	110,20
3,2	11 612 032	81,99	11 615 032	110,20
3,3	11 612 033	81,99	11 615 033	110,20
3,4	11 612 034	81,99	11 615 034	110,20
3,5	11 612 035	81,99	11 615 035	110,20
3,6	11 612 036	81,99	11 615 036	110,20
3,7	11 612 037	81,99	11 615 037	110,20
3,8	11 612 038	81,99	11 615 038	110,20
3,9	11 612 039	81,99	11 615 039	110,20
4,0	11 612 040	81,99	11 615 040	110,20
4,1	11 612 041	81,99	11 615 041	110,20
4,2	11 612 042	81,99	11 615 042	110,20
4,3	11 612 043	81,99	11 615 043	110,20
4,4	11 612 044	81,99	11 615 044	110,20
4,5	11 612 045	81,99	11 615 045	110,20
4,6	11 612 046	81,99	11 615 046	110,20
4,7	11 612 047	81,99	11 615 047	110,20
4,8	11 612 048	81,99	11 615 048	110,20
4,9	11 612 049	81,99	11 615 049	110,20
5,0	11 612 050	81,99	11 615 050	110,20
5,1	11 612 051	81,99		
5,2	11 612 052	81,99		
5,3	11 612 053	81,99		
5,5	11 612 055	81,99	11 615 055	110,20
5,8	11 612 058	81,99	11 615 058	110,20
5,9	11 612 059	81,99		
6,0	11 612 060	81,99	11 615 060	110,20
6,1	11 612 061	101,10		
6,2	11 612 062	101,10		
6,3	11 612 063	101,10	11 615 063	122,30
6,5	11 612 065	101,10	11 615 065	122,30
6,6	11 612 066	101,10	11 615 066	122,30
6,8	11 612 068	101,10	11 615 068	122,30
7,0	11 612 070	101,10	11 615 070	122,30
7,4	11 612 074	101,10		
7,5	11 612 075	101,10	11 615 075	122,30
7,7	11 612 077	101,10		
7,8	11 612 078	101,10	11 615 078	122,30
7,9	11 612 079	101,10		
8,0	11 612 080	101,10	11 615 080	122,30
8,1	11 612 081	124,60		
8,2	11 612 082	124,60	11 615 082	172,00
8,3	11 612 083	124,60		
8,5	11 612 085	124,60	11 615 085	172,00
8,6	11 612 086	124,60		
8,7	11 612 087	124,60		
8,8	11 612 088	124,60		
9,0	11 612 090	124,60	11 615 090	172,00
9,1	11 612 091	124,60		
9,2	11 612 092	124,60		
9,3	11 612 093	124,60		
9,4	11 612 094	124,60		
9,5	11 612 095	124,60	11 615 095	172,00
9,7	11 612 097	124,60		
9,8	11 612 098	124,60	11 615 098	172,00
9,9	11 612 099	124,60		
10,0	11 612 100	124,60	11 615 100	172,00
10,2	11 612 102	165,40		
10,5	11 612 105	165,40	11 615 105	237,00
10,8	11 612 108	165,40		
11,0	11 612 110	165,40	11 615 110	237,00
11,2	11 612 112	165,40		
11,5	11 612 115	165,40	11 615 115	237,00
11,8	11 612 118	165,40		
12,0	11 612 120	165,40	11 615 120	237,00
12,5	11 612 125	248,00		
13,0	11 612 130	248,00	11 615 130	305,30
13,5	11 612 135	248,00		
14,0	11 612 140	248,00	11 615 140	305,30
14,5	11 612 145	324,10		
15,0	11 612 150	324,10	11 615 150	402,30
15,5	11 612 155	324,10		
16,0	11 612 160	324,10	11 615 160	402,30
16,5	11 612 165	419,90		
17,0	11 612 170	419,90		
17,5	11 612 175	419,90		
18,0	11 612 180	419,90	11 615 180	480,60
18,5	11 612 185	467,40		
19,0	11 612 190	467,40		
20,0	11 612 200	467,40		

Steel	●	●
Stainless steel	○	○
Cast iron	●	●
Non ferrous metals	○	○
Heat resistant alloys		

NC Spot Drill, factory standard

NC-A

HA

WNT \ Standard

DC h5	Article no.	
mm		EUR
2	10 702 002	13,55
3	10 702 003	13,55
4	10 702 004	15,10
5	10 702 005	17,31
6	10 702 006	19,28
8	10 702 008	29,75
10	10 702 010	41,77
12	10 702 012	56,32
14	10 702 014	82,77
16	10 702 016	102,20
18	10 702 018	192,80
20	10 702 020	180,80

Steel	●
Stainless steel	
Cast iron	●
Non ferrous metals	●
Heat resistant alloys	

New for old

Regrind instead of buying new

Your used precision tool is in the best possible hands with us. We return your tool to you with the original finish, coating and geometry – as good as new and ready for use back in the machine.



Customer Service Centre
Freephone: 1800 93 22 55

Ordering via the Online Shop
http://cuttingtools.ceratizit.com

WTX – High performance deep hole drills

- Pilot hole necessary
- Excellent alignment precision
- Secure chip evacuation

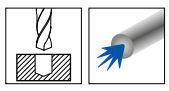

WNT \ Performance



	TB 16 UNI	TB 16 ALU	TB 20 UNI	TB 20 ALU
	TiAlN	DLC	TiAlN	DLC
	≤ 16xD	≤ 16xD	≤ 20xD	≤ 20xD
	HA 135° Solid carbide	HA 135° Solid carbide	HA 135° Solid carbide	HA 135° Solid carbide
DC h7 mm	Article no. / EUR	Article no. / EUR	Article no. / EUR	Article no. / EUR
2,0	11 016 020 / 122,30	11 017 020 / 122,30	11 020 020 / 130,00	11 021 020 / 130,00
2,2	11 016 022 / 122,30	11 017 022 / 122,30	11 020 022 / 130,00	11 021 022 / 130,00
2,3	11 016 023 / 122,30	11 017 023 / 122,30	11 020 023 / 130,00	11 021 023 / 130,00
2,4	11 016 024 / 136,80	11 017 024 / 136,80	11 020 024 / 144,40	11 021 024 / 144,40
2,5	11 016 025 / 136,80	11 017 025 / 136,80	11 020 025 / 144,40	11 021 025 / 144,40
2,7	11 016 027 / 136,80	11 017 027 / 136,80	11 020 027 / 144,40	11 021 027 / 144,40
2,8	11 016 028 / 136,80	11 017 028 / 136,80	11 020 028 / 144,40	11 021 028 / 144,40
3,0	11 016 030 / 174,10	11 017 030 / 174,10	11 020 030 / 194,00	11 021 030 / 194,00
3,2	11 016 032 / 174,10	11 017 032 / 174,10	11 020 032 / 194,00	11 021 032 / 194,00
3,3	11 016 033 / 174,10	11 017 033 / 174,10	11 020 033 / 194,00	11 021 033 / 194,00
3,5	11 016 035 / 174,10	11 017 035 / 174,10	11 020 035 / 194,00	11 021 035 / 194,00
3,8	11 016 038 / 181,80	11 017 038 / 181,80	11 020 038 / 201,80	11 021 038 / 201,80
4,0	11 016 040 / 181,80	11 017 040 / 181,80	11 020 040 / 201,80	11 021 040 / 201,80
4,2	11 016 042 / 195,10	11 017 042 / 195,10	11 020 042 / 217,10	11 021 042 / 217,10
4,5	11 016 045 / 195,10	11 017 045 / 195,10	11 020 045 / 217,10	11 021 045 / 217,10
4,8	11 016 048 / 206,10	11 017 048 / 206,10	11 020 048 / 229,30	11 021 048 / 229,30
5,0	11 016 050 / 206,10	11 017 050 / 206,10	11 020 050 / 229,30	11 021 050 / 229,30
5,5	11 016 055 / 216,00	11 017 055 / 216,00	11 020 055 / 239,10	11 021 055 / 239,10
5,8	11 016 058 / 216,00	11 017 058 / 216,00	11 020 058 / 239,10	11 021 058 / 239,10
6,0	11 016 060 / 216,00	11 017 060 / 216,00	11 020 060 / 239,10	11 021 060 / 239,10
6,5	11 016 065 / 229,30	11 017 065 / 229,30	11 020 065 / 255,70	11 021 065 / 255,70
6,8	11 016 068 / 246,90	11 017 068 / 246,90	11 020 068 / 274,50	11 021 068 / 274,50
7,0	11 016 070 / 246,90	11 017 070 / 246,90	11 020 070 / 274,50	11 021 070 / 274,50
7,5	11 016 075 / 275,60	11 017 075 / 275,60	11 020 075 / 306,40	11 021 075 / 306,40
7,8	11 016 078 / 275,60	11 017 078 / 275,60	11 020 078 / 306,40	11 021 078 / 306,40
8,0	11 016 080 / 275,60	11 017 080 / 275,60	11 020 080 / 306,40	11 021 080 / 306,40
8,5	11 016 085 / 304,20	11 017 085 / 304,20	11 020 085 / 337,30	11 021 085 / 337,30
8,8	11 016 088 / 339,60	11 017 088 / 339,60	11 020 088 / 379,10	11 021 088 / 379,10
9,0	11 016 090 / 339,60	11 017 090 / 339,60	11 020 090 / 379,10	11 021 090 / 379,10
9,8	11 016 098 / 339,60	11 017 098 / 339,60	11 020 098 / 379,10	11 021 098 / 379,10
10,0	11 016 100 / 339,60	11 017 100 / 339,60	11 020 100 / 379,10	11 021 100 / 379,10
10,2	11 016 102 / 379,10	11 017 102 / 379,10	11 020 102 / 416,60	11 021 102 / 416,60
10,8	11 016 108 / 379,10	11 017 108 / 379,10	11 020 108 / 416,60	11 021 108 / 416,60
11,8	11 016 118 / 379,10	11 017 118 / 379,10	11 020 118 / 416,60	11 021 118 / 416,60
12,0	11 016 120 / 379,10	11 017 120 / 379,10	11 020 120 / 416,60	11 021 120 / 416,60
Steel	●		●	
Stainless steel	●		●	
Cast iron	●		●	
Non ferrous metals		●		●
Heat resistant alloys				

WTX – High performance deep hole drills

- Pilot hole necessary
- Excellent alignment precision
- Secure chip evacuation

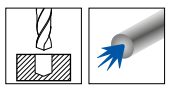

WNT \ Performance

	TB 25 UNI	TB 25 ALU	TB 30 UNI	TB 30 ALU	TB 40 UNI	TB 50 UNI
	TiAlN	DLC	TiAlN	DLC	TiAlN	TiAlN
	≤ 25xD	≤ 25xD	≤ 30xD	≤ 30xD	≤ 40xD	≤ 50xD
	HA	HA	HA	HA	HA	HA
	135°	135°	135°	135°	135°	135°
	Solid carbide	Solid carbide	Solid carbide	Solid carbide	Solid carbide	Solid carbide

DC fg6/h7	Article no.		Article no.		Article no.		Article no.		Article no.		Article no.	
mm		EUR		EUR		EUR		EUR		EUR		EUR
2,0	11 025 020	137,80	11 026 020	137,80	11 030 020	147,80	11 031 020	147,80				
2,2	11 025 022	137,80	11 026 022	137,80	11 030 022	147,80	11 031 022	147,80				
2,3	11 025 023	137,80	11 026 023	137,80	11 030 023	147,80	11 031 023	147,80				
2,4	11 025 024	157,60	11 026 024	157,60	11 030 024	170,90	11 031 024	170,90				
2,5	11 025 025	157,60	11 026 025	157,60	11 030 025	170,90	11 031 025	170,90				
2,7	11 025 027	157,60	11 026 027	157,60	11 030 027	170,90	11 031 027	170,90				
2,8	11 025 028	157,60	11 026 028	157,60	11 030 028	170,90	11 031 028	170,90				
3,0	11 025 030	224,90	11 026 030	224,90	11 030 030	288,80	11 031 030	288,80	11 040 030	365,90	11 050 030	497,10
3,2	11 025 032	224,90	11 026 032	224,90	11 030 032	288,80	11 031 032	288,80				
3,3	11 025 033	250,20	11 026 033	250,20	11 030 033	296,50	11 031 033	296,50				
3,5	11 025 035	250,20	11 026 035	250,20	11 030 035	296,50	11 031 035	296,50				
3,8	11 025 038	256,80	11 026 038	256,80	11 030 038	296,50	11 031 038	296,50				
4,0	11 025 040	256,80	11 026 040	256,80	11 030 040	296,50	11 031 040	296,50	11 040 040	365,90	11 050 040	497,10
4,2	11 025 042	256,80	11 026 042	256,80	11 030 042	296,50	11 031 042	296,50	11 040 042	404,60	11 050 042	553,30
4,5	11 025 045	267,80	11 026 045	267,80	11 030 045	305,30	11 031 045	305,30	11 040 045	404,60	11 050 045	553,30
4,8	11 025 048	267,80	11 026 048	267,80	11 030 048	305,30	11 031 048	305,30	11 040 048	432,10	11 050 048	624,90
5,0	11 025 050	267,80	11 026 050	267,80	11 030 050	305,30	11 031 050	305,30	11 040 050	432,10	11 050 050	624,90
5,5	11 025 055	287,70	11 026 055	287,70	11 030 055	319,60	11 031 055	319,60	11 040 055	465,10	11 050 055	703,10
5,8	11 025 058	287,70	11 026 058	287,70	11 030 058	319,60	11 031 058	319,60	11 040 058	465,10	11 050 058	713,10
6,0	11 025 060	287,70	11 026 060	287,70	11 030 060	319,60	11 031 060	319,60	11 040 060	465,10	11 050 060	713,10
6,5	11 025 065	320,70	11 026 065	320,70	11 030 065	352,70	11 031 065	352,70	11 040 065	500,30	11 050 065	792,50
6,8	11 025 068	320,70	11 026 068	320,70	11 030 068	365,90	11 031 068	365,90	11 040 068	500,30	11 050 068	859,70
7,0	11 025 070	320,70	11 026 070	320,70	11 030 070	365,90	11 031 070	365,90	11 040 070	500,30		
7,5	11 025 075	357,10	11 026 075	357,10	11 030 075	365,90	11 031 075	365,90	11 040 075	556,60		
7,8	11 025 078	357,10	11 026 078	357,10	11 030 078	407,80	11 031 078	407,80	11 040 078	556,60		
8,0	11 025 080	357,10	11 026 080	357,10	11 030 080	407,80	11 031 080	407,80	11 040 080	556,60		
8,5	11 025 085	401,10	11 026 085	401,10	11 030 085	470,60	11 031 085	470,60	11 040 085	612,90		
8,8	11 025 088	436,40	11 026 088	436,40	11 030 088	494,80	11 031 088	494,80	11 040 088	612,90		
9,0	11 025 090	436,40	11 026 090	436,40	11 030 090	494,80	11 031 090	494,80	11 040 090	612,90		
9,8	11 025 098	436,40	11 026 098	436,40	11 030 098	494,80	11 031 098	494,80				
10,0	11 025 100	436,40	11 026 100	436,40	11 030 100	494,80	11 031 100	494,80				
10,2	11 025 102	524,60	11 026 102	524,60	11 030 102	631,60	11 031 102	631,60				
10,8	11 025 108	524,60	11 026 108	524,60	11 030 108	631,60	11 031 108	631,60				
11,8	11 025 118	524,60	11 026 118	524,60	11 030 118	631,60	11 031 118	631,60				
12,0	11 025 120	524,60	11 026 120	524,60	11 030 120	631,60	11 031 120	631,60				

Steel	●		●		●	●
Stainless steel	●		●		●	●
Cast iron	●		●		●	●
Non ferrous metals		●		●		
Heat resistant alloys						

Customer Service Centre
Freephone: 1800 93 22 55

Ordering via the Online Shop
http://cuttingtools.ceratizit.com

Indexable Insert Drilling

MaxiDrill 900

The specialist for high productivity in rough machining

- provides perfect drilling quality even under enormous loads
- ideal for large drilling depths: The high feed rates increase productivity
- for stable machining situations

Drilling guide (Main catalogue 2019)

Cutting data	39–50	Coding example	54
Maximum adjustment range	51–53	Grade description	56+57

KUB Pentron

The specialist for large hole depths



- the all-rounder for process-secure drilling under a wide variety of conditions
- ideal for extreme machining situations

MaxiDrill Classic

The drilling tool for universal application

- ideal for use on machines with limited power
- suitable for use under unstable conditions

KUB Trigon

The solution for unstable conditions and high accuracy

- ideal for machining under unstable conditions
- well-suited to machining on less powerful machines
- the first choice for creating dimensionally accurate holes

MaxiDrill 900

Scope of supply:
Indexable Insert Drill including clamping screws and key

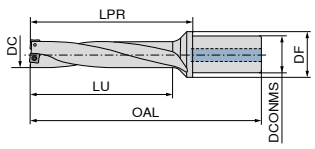

≤ 2xD KOMET \ Performance

Designation	DC	DF	DCONMS	OAL	LU	LPR	Insert	Article no.	
	mm	mm	mm	mm	mm	mm			EUR
MD900.2D.120.R.03-C20	12,0	28	20	90	24	40	SONT 031804	10 852 120	170,66
MD900.2D.125.R.03-C20	12,5	28	20	91	25	41	SONT 031804	10 852 125	170,66
MD900.2D.130.R.03-C20	13,0	28	20	92	26	42	SONT 031804	10 852 130	170,66
MD900.2D.135.R.03-C20	13,5	28	20	93	27	43	SONT 031804	10 852 135	170,66
MD900.2D.140.R.04-C20	14,0	30	20	96	28	46	SONT 042105	10 852 140	181,65
MD900.2D.145.R.04-C20	14,5	30	20	97	29	47	SONT 042105	10 852 145	181,65
MD900.2D.150.R.04-C20	15,0	30	20	98	30	48	SONT 042105	10 852 150	181,65
MD900.2D.155.R.04-C20	15,5	30	20	99	31	49	SONT 042105	10 852 155	181,65
MD900.2D.160.R.05-C20	16,0	30	20	100	32	50	SONT 052306	10 852 160	181,65
MD900.2D.165.R.05-C20	16,5	30	20	101	33	51	SONT 052306	10 852 165	181,65
MD900.2D.170.R.05-C20	17,0	30	20	102	34	52	SONT 052306	10 852 170	193,34
MD900.2D.175.R.05-C20	17,5	30	20	103	35	53	SONT 052306	10 852 175	193,34
MD900.2D.180.R.06-C25	18,0	32	25	111	36	55	SONT 062506	10 852 180	193,34
MD900.2D.185.R.06-C25	18,5	32	25	112	37	56	SONT 062506	10 852 185	193,34
MD900.2D.190.R.06-C25	19,0	32	25	113	38	57	SONT 062506	10 852 190	207,76
MD900.2D.195.R.06-C25	19,5	32	25	114	39	58	SONT 062506	10 852 195	207,76
MD900.2D.200.R.06-C25	20,0	32	25	115	40	59	SONT 062506	10 852 200	207,76
MD900.2D.205.R.06-C25	20,5	32	25	116	41	60	SONT 062506	10 852 205	207,76
MD900.2D.210.R.07-C25	21,0	32	25	118	42	62	SONT 072907	10 852 210	207,76
MD900.2D.220.R.07-C25	22,0	32	25	120	44	64	SONT 072907	10 852 220	207,76
MD900.2D.230.R.07-C25	23,0	32	25	122	46	66	SONT 072907	10 852 230	214,27
MD900.2D.240.R.08-C32	24,0	40	32	132	48	72	SONT 083308	10 852 240	214,27
MD900.2D.250.R.08-C32	25,0	40	32	134	50	74	SONT 083308	10 852 250	214,27
MD900.2D.260.R.08-C32	26,0	40	32	136	52	76	SONT 083308	10 852 260	237,23
MD900.2D.270.R.08-C32	27,0	40	32	138	54	78	SONT 083308	10 852 270	237,23
MD900.2D.280.R.09-C32	28,0	40	32	140	56	80	SONT 093808	10 852 280	237,23
MD900.2D.290.R.09-C32	29,0	40	32	142	58	82	SONT 093808	10 852 290	237,23
MD900.2D.300.R.09-C32	30,0	40	32	144	60	84	SONT 093808	10 852 300	237,23
MD900.2D.310.R.09-C32	31,0	40	32	146	62	86	SONT 093808	10 852 310	257,32
MD900.2D.320.R.09-C32	32,0	40	32	148	64	88	SONT 093808	10 852 320	257,32
MD900.2D.330.R.10-C40	33,0	50	40	163	66	93	SONT 104408	10 852 330	257,32
MD900.2D.340.R.10-C40	34,0	50	40	165	68	95	SONT 104408	10 852 340	257,32

Designation	DC	DF	DCONMS	OAL	LU	LPR	Insert	Article no.	
	mm	mm	mm	mm	mm	mm			EUR
MD900.2D.350.R.10-C40	35,0	50	40	167	70	97	SONT 104408	10 852 350	263,13
MD900.2D.360.R.10-C40	36,0	50	40	169	72	99	SONT 104408	10 852 360	263,13
MD900.2D.370.R.12-C40	37,0	56	40	174	74	104	SONT 124810	10 852 370	271,67
MD900.2D.380.R.12-C40	38,0	56	40	176	76	106	SONT 124810	10 852 380	271,67
MD900.2D.390.R.12-C40	39,0	56	40	178	78	108	SONT 124810	10 852 390	271,67
MD900.2D.400.R.12-C40	40,0	56	40	180	80	110	SONT 124810	10 852 400	271,67
MD900.2D.410.R.12-C40	41,0	56	40	182	82	112	SONT 124810	10 852 410	271,67
MD900.2D.420.R.13-C40	42,0	60	40	187	84	117	SONT 135012	10 852 420	285,39
MD900.2D.430.R.13-C40	43,0	60	40	189	86	119	SONT 135012	10 852 430	285,39
MD900.2D.440.R.13-C40	44,0	60	40	191	88	121	SONT 135012	10 852 440	285,39
MD900.2D.450.R.13-C40	45,0	60	40	193	90	123	SONT 135012	10 852 450	285,39
MD900.2D.460.R.13-C40	46,0	60	40	195	92	125	SONT 135012	10 852 460	285,39
MD900.2D.470.R.15-C40	47,0	60	40	198	94	128	SONT 155312	10 852 470	299,81
MD900.2D.480.R.15-C40	48,0	60	40	200	96	130	SONT 155312	10 852 480	299,81
MD900.2D.490.R.15-C40	49,0	60	40	202	98	132	SONT 155312	10 852 490	323,47
MD900.2D.500.R.15-C40	50,0	60	40	204	100	134	SONT 155312	10 852 500	323,47
MD900.2D.510.R.15-C40	52,0	60	40	208	104	138	SONT 155312	10 852 520	332,15
MD900.2D.520.R.15-C40	51,0	60	40	206	102	136	SONT 155312	10 852 510	332,15
MD900.2D.530.R.15-C40	53,0	60	40	210	106	140	SONT 155312	10 852 530	332,15
MD900.2D.540.R.15-C40	54,0	60	40	212	108	142	SONT 155312	10 852 540	332,15
MD900.2D.550.R.17-C40	55,0	60	40	215	110	145	SONT 175612	10 852 550	332,15
MD900.2D.560.R.17-C40	56,0	60	40	217	112	147	SONT 175612	10 852 560	344,33
MD900.2D.570.R.17-C40	57,0	60	40	219	114	149	SONT 175612	10 852 570	344,33
MD900.2D.580.R.17-C40	58,0	60	40	221	116	151	SONT 175612	10 852 580	344,33
MD900.2D.590.R.17-C40	59,0	60	40	223	118	153	SONT 175612	10 852 590	344,33
MD900.2D.600.R.17-C40	60,0	62	40	225	120	155	SONT 175612	10 852 600	344,33
MD900.2D.610.R.17-C40	61,0	62	40	227	122	157	SONT 175612	10 852 610	344,33
MD900.2D.620.R.17-C40	62,0	64	40	229	124	159	SONT 175612	10 852 620	344,33
MD900.2D.630.R.17-C40	63,0	64	40	231	126	161	SONT 175612	10 852 630	344,33

Key D

Clamping screw

Spare parts DC		Article no. EUR			Article no. EUR	
12 - 13,5	T06 - IP	9,35	80 950 123	M1,8x3,6 - IP	3,31	70 950 862
14 - 17,5	T06 - IP	9,35	80 950 123	M2x4,3 - IP	2,95	70 950 863
18 - 23	T07 - IP	9,20	80 950 124	M2,2x5 - IP	2,86	70 950 856
24 - 27	T08 - IP	9,18	80 950 125	M2,5x6 - IP	3,68	70 950 857
28 - 32	T09 - IP	10,12	80 950 126	M3x7 - IP	2,83	70 950 819
33 - 41	T15 - IP	10,70	80 950 128	M3,5x8,6 - IP	2,83	70 950 859
42 - 63	T20 - IP	11,29	80 950 129	M4,5x10,5 - IP	2,83	70 950 864

MaxiDrill 900

Scope of supply:

Indexable Insert Drill including clamping screws and key

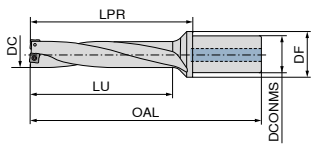

≤ 3xD KOMET \ Performance

Designation	DC	DF	DCONMS	OAL	LU	LPR	Insert	Article no.	
	mm	mm	mm	mm	mm	mm			EUR
MD900.3D.120.R.03-C20	12,0	28	20	102	36,0	52	SONT 031804	10 853 120	181,79
MD900.3D.125.R.03-C20	12,5	28	20	104	37,5	54	SONT 031804	10 853 125	181,79
MD900.3D.130.R.03-C20	13,0	28	20	105	39,0	55	SONT 031804	10 853 130	181,79
MD900.3D.135.R.03-C20	13,5	28	20	107	40,5	57	SONT 031804	10 853 135	181,79
MD900.3D.140.R.04-C20	14,0	30	20	109	42,0	59	SONT 042105	10 853 140	191,45
MD900.3D.145.R.04-C20	14,5	30	20	111	44,0	61	SONT 042105	10 853 145	191,45
MD900.3D.150.R.04-C20	15,0	30	20	112	45,0	62	SONT 042105	10 853 150	191,45
MD900.3D.155.R.04-C20	15,5	30	20	114	47,0	64	SONT 042105	10 853 155	196,00
MD900.3D.160.R.05-C20	16,0	30	20	115	48,0	65	SONT 052306	10 853 160	196,00
MD900.3D.165.R.05-C20	16,5	30	20	117	50,0	67	SONT 052306	10 853 165	196,00
MD900.3D.170.R.05-C20	17,0	30	20	118	51,0	68	SONT 052306	10 853 170	203,56
MD900.3D.175.R.05-C20	17,5	30	20	120	53,0	70	SONT 052306	10 853 175	203,56
MD900.3D.180.R.06-C25	18,0	32	25	128	54,0	72	SONT 062506	10 853 180	203,56
MD900.3D.185.R.06-C25	18,5	32	25	130	56,0	74	SONT 062506	10 853 185	203,56
MD900.3D.190.R.06-C25	19,0	32	25	131	57,0	75	SONT 062506	10 853 190	218,68
MD900.3D.195.R.06-C25	19,5	32	25	133	59,0	77	SONT 062506	10 853 195	218,68
MD900.3D.200.R.06-C25	20,0	32	25	134	60,0	78	SONT 062506	10 853 200	218,68
MD900.3D.205.R.06-C25	20,5	32	25	136	62,0	80	SONT 062506	10 853 205	218,68
MD900.3D.210.R.07-C25	21,0	32	25	138	63,0	82	SONT 072907	10 853 210	218,68
MD900.3D.215.R.07-C25	21,5	32	25	140	65,0	84	SONT 072907	10 853 215	218,68
MD900.3D.220.R.07-C25	22,0	32	25	141	66,0	85	SONT 072907	10 853 220	218,68
MD900.3D.225.R.07-C25	22,5	32	25	143	68,0	87	SONT 072907	10 853 225	225,47
MD900.3D.230.R.07-C25	23,0	32	25	144	69,0	88	SONT 072907	10 853 230	225,47
MD900.3D.235.R.07-C25	23,5	32	25	146	71,0	90	SONT 072907	10 853 235	225,47
MD900.3D.240.R.08-C32	24,0	40	32	155	72,0	95	SONT 083308	10 853 240	225,47
MD900.3D.245.R.08-C32	24,5	40	32	157	74,0	97	SONT 083308	10 853 245	225,47
MD900.3D.250.R.08-C32	25,0	40	32	158	75,0	98	SONT 083308	10 853 250	225,47
MD900.3D.255.R.08-C32	25,5	40	32	160	77,0	100	SONT 083308	10 853 255	225,47
MD900.3D.260.R.08-C32	26,0	40	32	161	78,0	101	SONT 083308	10 853 260	249,69
MD900.3D.265.R.08-C32	26,5	40	32	163	80,0	103	SONT 083308	10 853 265	249,69
MD900.3D.270.R.08-C32	27,0	40	32	164	81,0	104	SONT 083308	10 853 270	249,69
MD900.3D.275.R.08-C32	27,5	40	32	166	83,0	106	SONT 083308	10 853 275	249,69
MD900.3D.280.R.09-C32	28,0	40	32	167	84,0	107	SONT 093808	10 853 280	249,69
MD900.3D.285.R.09-C32	28,5	40	32	169	86,0	109	SONT 093808	10 853 285	249,69
MD900.3D.290.R.09-C32	29,0	40	32	170	87,0	110	SONT 093808	10 853 290	249,69
MD900.3D.295.R.09-C32	29,5	40	32	172	89,0	112	SONT 093808	10 853 295	249,69
MD900.3D.300.R.09-C32	30,0	40	32	173	90,0	113	SONT 093808	10 853 300	249,69
MD900.3D.305.R.09-C32	30,5	40	32	175	92,0	115	SONT 093808	10 853 305	249,69
MD900.3D.310.R.09-C32	31,0	40	32	176	93,0	116	SONT 093808	10 853 310	270,90
MD900.3D.315.R.09-C32	31,5	40	32	178	95,0	118	SONT 093808	10 853 315	270,90

Designation	DC	DF	DCONMS	OAL	LU	LPR	Insert	Article no.	
	mm	mm	mm	mm	mm	mm			EUR
MD900.3D.320.R.09-C32	32,0	40	32	179	96,0	119	SONT 093808	10 853 320	270,90
MD900.3D.325.R.10-C40	32,5	50	40	192	98,0	124	SONT 104408	10 853 325	270,90
MD900.3D.330.R.10-C40	33,0	50	40	193	99,0	125	SONT 104408	10 853 330	270,90
MD900.3D.335.R.10-C40	33,5	50	40	195	101,0	127	SONT 104408	10 853 335	270,90
MD900.3D.340.R.10-C40	34,0	50	40	196	102,0	128	SONT 104408	10 853 340	270,90
MD900.3D.345.R.10-C40	34,5	50	40	198	104,0	130	SONT 104408	10 853 345	270,90
MD900.3D.350.R.10-C40	35,0	50	40	199	105,0	131	SONT 104408	10 853 350	276,92
MD900.3D.355.R.10-C40	35,5	50	40	201	107,0	133	SONT 104408	10 853 355	276,92
MD900.3D.360.R.10-C40	36,0	50	40	202	108,0	134	SONT 104408	10 853 360	276,92
MD900.3D.365.R.10-C40	36,5	50	40	204	110,0	136	SONT 104408	10 853 365	276,92
MD900.3D.370.R.12-C40	37,0	56	40	211	111,0	141	SONT 124810	10 853 370	286,02
MD900.3D.380.R.12-C40	38,0	56	40	214	114,0	144	SONT 124810	10 853 380	286,02
MD900.3D.390.R.12-C40	39,0	56	40	217	117,0	147	SONT 124810	10 853 390	286,02
MD900.3D.400.R.12-C40	40,0	56	40	220	120,0	150	SONT 124810	10 853 400	286,02
MD900.3D.410.R.12-C40	41,0	56	40	223	123,0	153	SONT 124810	10 853 410	286,02
MD900.3D.420.R.13-C40	42,0	60	40	229	126,0	159	SONT 135012	10 853 420	300,37
MD900.3D.430.R.13-C40	43,0	60	40	232	129,0	162	SONT 135012	10 853 430	300,37
MD900.3D.440.R.13-C40	44,0	60	40	235	132,0	165	SONT 135012	10 853 440	300,37
MD900.3D.450.R.13-C40	45,0	60	40	238	135,0	168	SONT 135012	10 853 450	300,37
MD900.3D.460.R.13-C40	46,0	60	40	241	138,0	171	SONT 135012	10 853 460	300,37
MD900.3D.470.R.15-C40	47,0	60	40	245	141,0	175	SONT 155312	10 853 470	315,49
MD900.3D.480.R.15-C40	48,0	60	40	248	144,0	178	SONT 155312	10 853 480	315,49
MD900.3D.490.R.15-C40	49,0	60	40	251	147,0	181	SONT 155312	10 853 490	340,48
MD900.3D.500.R.15-C40	50,0	60	40	254	150,0	184	SONT 155312	10 853 500	340,48
MD900.3D.510.R.15-C40	51,0	60	40	257	153,0	187	SONT 155312	10 853 510	349,58
MD900.3D.520.R.15-C40	52,0	60	40	260	156,0	190	SONT 155312	10 853 520	349,58
MD900.3D.530.R.15-C40	53,0	60	40	263	159,0	193	SONT 155312	10 853 530	349,58
MD900.3D.540.R.15-C40	54,0	60	40	266	162,0	196	SONT 155312	10 853 540	349,58
MD900.3D.550.R.17-C40	55,0	60	40	270	165,0	200	SONT 175612	10 853 550	349,58
MD900.3D.560.R.17-C40	56,0	60	40	273	168,0	203	SONT 175612	10 853 560	362,46
MD900.3D.570.R.17-C40	57,0	60	40	276	171,0	206	SONT 175612	10 853 570	362,46
MD900.3D.580.R.17-C40	58,0	60	40	279	174,0	209	SONT 175612	10 853 580	362,46
MD900.3D.590.R.17-C40	59,0	60	40	282	177,0	212	SONT 175612	10 853 590	362,46
MD900.3D.600.R.17-C40	60,0	62	40	285	180,0	215	SONT 175612	10 853 600	362,46
MD900.3D.610.R.17-C40	61,0	62	40	288	183,0	218	SONT 175612	10 853 610	362,46
MD900.3D.620.R.17-C40	62,0	64	40	291	186,0	221	SONT 175612	10 853 620	362,46
MD900.3D.630.R.17-C40	63,0	64	40	294	189,0	224	SONT 175612	10 853 630	362,46

MaxiDrill 900

Scope of supply:

Indexable Insert Drill including clamping screws and key

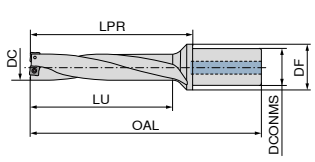

≤ 4xD KOMET \ Performance

Designation	DC	DF	DCONMS	OAL	LU	LPR	Insert	Article no.	
	mm	mm	mm	mm	mm	mm			EUR
MD900.4D.120.R.03-C20	12	28	20	114	48	64	SONT 031804	10 854 120	250,74
MD900.4D.130.R.03-C20	13	28	20	118	52	68	SONT 031804	10 854 130	250,74
MD900.4D.140.R.04-C20	14	30	20	123	56	73	SONT 042105	10 854 140	258,02
MD900.4D.150.R.04-C20	15	30	20	127	60	77	SONT 042105	10 854 150	258,02
MD900.4D.160.R.05-C20	16	30	20	131	64	81	SONT 052306	10 854 160	264,04
MD900.4D.170.R.05-C20	17	30	20	135	68	85	SONT 052306	10 854 170	273,98
MD900.4D.180.R.06-C25	18	32	25	146	72	90	SONT 062506	10 854 180	273,98
MD900.4D.190.R.06-C25	19	32	25	150	76	94	SONT 062506	10 854 190	294,35
MD900.4D.200.R.06-C25	20	32	25	154	80	98	SONT 062506	10 854 200	294,35
MD900.4D.210.R.07-C25	21	32	25	159	84	103	SONT 072907	10 854 210	294,35
MD900.4D.220.R.07-C25	22	32	25	163	88	107	SONT 072907	10 854 220	294,35
MD900.4D.230.R.07-C25	23	32	25	167	92	111	SONT 072907	10 854 230	304,15
MD900.4D.240.R.08-C32	24	40	32	179	96	119	SONT 083308	10 854 240	304,15
MD900.4D.250.R.08-C32	25	40	32	183	100	123	SONT 083308	10 854 250	304,15
MD900.4D.260.R.08-C32	26	40	32	187	104	127	SONT 083308	10 854 260	336,00
MD900.4D.270.R.08-C32	27	40	32	191	108	131	SONT 083308	10 854 270	336,00
MD900.4D.280.R.09-C32	28	40	32	195	112	135	SONT 093808	10 854 280	336,00
MD900.4D.290.R.09-C32	29	40	32	199	116	139	SONT 093808	10 854 290	336,00
MD900.4D.300.R.09-C32	30	40	32	203	120	143	SONT 093808	10 854 300	336,00
MD900.4D.310.R.09-C32	31	40	32	207	124	147	SONT 093808	10 854 310	364,70
MD900.4D.320.R.09-C32	32	40	32	211	128	151	SONT 093808	10 854 320	364,70
MD900.4D.330.R.10-C40	33	50	40	228	132	158	SONT 104408	10 854 330	364,70
MD900.4D.340.R.10-C40	34	50	40	232	136	162	SONT 104408	10 854 340	364,70
MD900.4D.350.R.10-C40	35	50	40	236	140	166	SONT 104408	10 854 350	372,33

Designation	DC	DF	DCONMS	OAL	LU	LPR	Insert	Article no.	
	mm	mm	mm	mm	mm	mm			EUR
MD900.4D.360.R.10-C40	36	50	40	240	144	170	SONT 104408	10 854 360	372,33
MD900.4D.370.R.12-C40	37	56	40	248	148	178	SONT 124810	10 854 370	385,14
MD900.4D.380.R.12-C40	38	56	40	252	152	182	SONT 124810	10 854 380	385,14
MD900.4D.390.R.12-C40	39	56	40	256	156	186	SONT 124810	10 854 390	385,14
MD900.4D.400.R.12-C40	40	56	40	260	160	190	SONT 124810	10 854 400	385,14
MD900.4D.410.R.12-C40	41	56	40	264	164	194	SONT 124810	10 854 410	385,14
MD900.4D.420.R.13-C40	42	60	40	271	168	201	SONT 135012	10 854 420	404,04
MD900.4D.430.R.13-C40	43	60	40	275	172	205	SONT 135012	10 854 430	404,04
MD900.4D.440.R.13-C40	44	60	40	279	176	209	SONT 135012	10 854 440	404,04
MD900.4D.450.R.13-C40	45	60	40	283	180	213	SONT 135012	10 854 450	404,04
MD900.4D.460.R.13-C40	46	60	40	287	184	217	SONT 135012	10 854 460	404,04
MD900.4D.470.R.15-C40	47	60	40	292	188	222	SONT 155312	10 854 470	426,02
MD900.4D.480.R.15-C40	48	60	40	296	192	226	SONT 155312	10 854 480	426,02
MD900.4D.490.R.15-C40	49	60	40	300	196	230	SONT 155312	10 854 490	426,02
MD900.4D.500.R.15-C40	50	60	40	304	200	234	SONT 155312	10 854 500	426,02
MD900.4D.510.R.15-C40	51	60	40	308	204	238	SONT 155312	10 854 510	426,02
MD900.4D.520.R.15-C40	52	60	40	312	208	242	SONT 155312	10 854 520	426,02
MD900.4D.530.R.15-C40	53	60	40	316	212	246	SONT 155312	10 854 530	426,02
MD900.4D.540.R.15-C40	54	60	40	320	216	250	SONT 155312	10 854 540	426,02

Key D

Clamping screw

Spare parts DC		Article no. EUR			Article no. EUR	
12 - 13,5	T06 - IP	9,35	80 950 123	M1,8x3,6 - IP	3,31	70 950 862
14 - 17,5	T06 - IP	9,35	80 950 123	M2x4,3 - IP	2,95	70 950 863
18 - 23,5	T07 - IP	9,20	80 950 124	M2,2x5 - IP	2,86	70 950 856
24 - 27,5	T08 - IP	9,18	80 950 125	M2,5x6 - IP	3,68	70 950 857
28 - 32	T09 - IP	10,12	80 950 126	M3x7 - IP	2,83	70 950 819
32,5 - 41	T15 - IP	10,70	80 950 128	M3,5x8,6 - IP	2,83	70 950 859
42 - 63	T20 - IP	11,29	80 950 129	M4,5x10,5 - IP	2,83	70 950 864

Customer Service Centre
Freephone: 1800 93 22 55

Ordering via the Online Shop
http://cuttingtools.ceratizit.com

MaxiDrill 900

Scope of supply:
Indexable Insert Drill including clamping screws and key

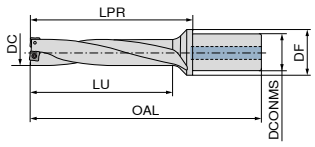

≤ 5xD

KOMET \ Performance

Designation	DC	DF	DCONMS	OAL	LU	LPR	Insert	Article no.	
	mm	mm	mm	mm	mm	mm			EUR
MD900.5D.120.R.03-C20	12	28	20	126	60	76	SONT 031804	10 855 120	299,74
MD900.5D.130.R.03-C20	13	28	20	131	65	81	SONT 031804	10 855 130	299,74
MD900.5D.140.R.04-C20	14	30	20	137	70	87	SONT 042105	10 855 140	306,46
MD900.5D.150.R.04-C20	15	30	20	142	75	92	SONT 042105	10 855 150	306,46
MD900.5D.160.R.05-C20	16	30	20	147	80	97	SONT 052306	10 855 160	314,02
MD900.5D.170.R.05-C20	17	30	20	152	85	102	SONT 052306	10 855 170	325,36
MD900.5D.180.R.06-C25	18	32	25	164	90	108	SONT 062506	10 855 180	325,36
MD900.5D.190.R.06-C25	19	32	25	169	95	113	SONT 062506	10 855 190	349,58
MD900.5D.200.R.06-C25	20	32	25	174	100	118	SONT 062506	10 855 200	349,58
MD900.5D.210.R.07-C25	21	32	25	180	105	124	SONT 072907	10 855 210	349,58
MD900.5D.220.R.07-C25	22	32	25	184	110	128	SONT 072907	10 855 220	349,58
MD900.5D.230.R.07-C25	23	32	25	189	115	133	SONT 072907	10 855 230	362,04
MD900.5D.240.R.08-C32	24	40	32	203	120	143	SONT 083308	10 855 240	362,04
MD900.5D.250.R.08-C32	25	40	32	208	125	148	SONT 083308	10 855 250	362,04
MD900.5D.260.R.08-C32	26	40	32	212	130	152	SONT 083308	10 855 260	399,56

Designation	DC	DF	DCONMS	OAL	LU	LPR	Insert	Article no.	
	mm	mm	mm	mm	mm	mm			EUR
MD900.5D.270.R.08-C32	27	40	32	217	135	157	SONT 083308	10 855 270	399,56
MD900.5D.280.R.09-C32	28	40	32	221	140	161	SONT 093808	10 855 280	399,56
MD900.5D.290.R.09-C32	29	40	32	226	145	166	SONT 093808	10 855 290	399,56
MD900.5D.300.R.09-C32	30	40	32	230	150	170	SONT 093808	10 855 300	399,56
MD900.5D.310.R.09-C32	31	40	32	235	155	175	SONT 093808	10 855 310	432,81
MD900.5D.320.R.09-C32	32	40	32	239	160	179	SONT 093808	10 855 320	432,81
MD900.5D.330.R.10-C40	33	50	40	259	165	191	SONT 104408	10 855 330	432,81
MD900.5D.340.R.10-C40	34	50	40	264	170	196	SONT 104408	10 855 340	432,81
MD900.5D.350.R.10-C40	35	50	40	269	175	201	SONT 104408	10 855 350	442,61
MD900.5D.360.R.10-C40	36	50	40	274	180	206	SONT 104408	10 855 360	442,61
MD900.5D.370.R.12-C40	37	56	40	285	185	215	SONT 124810	10 855 370	457,80
MD900.5D.380.R.12-C40	38	56	40	290	190	220	SONT 124810	10 855 380	457,80
MD900.5D.390.R.12-C40	39	56	40	295	195	225	SONT 124810	10 855 390	457,80
MD900.5D.400.R.12-C40	40	56	40	300	200	230	SONT 124810	10 855 400	457,80
MD900.5D.410.R.12-C40	41	56	40	305	205	235	SONT 124810	10 855 410	457,80

Key D

Clamping screw

Spare parts DC	Key D	Article no.		Clamping screw	Article no.	
		EUR			EUR	
12 - 13	T06 - IP	9,35	80 950 123	M1,8x3,6 - IP	3,31	70 950 862
14 - 17	T06 - IP	9,35	80 950 123	M2x4,3 - IP	2,95	70 950 863
18 - 23	T07 - IP	9,20	80 950 124	M2,2x5 - IP	2,86	70 950 856
24 - 27	T08 - IP	9,18	80 950 125	M2,5x6 - IP	3,68	70 950 857
28 - 32	T09 - IP	10,12	80 950 126	M3x7 - IP	2,83	70 950 819
33 - 41	T15 - IP	10,70	80 950 128	M3,5x8,6 - IP	2,83	70 950 859

SONT

Designation	IC	D1	L	S
	mm	mm	mm	mm
SONT 0318..	5,4	2,10	3,8	1,80
SONT 0421..	4,6	2,25	4,2	2,10
SONT 0523..	5,3	2,25	4,8	2,30
SONT 0625..	5,9	2,50	5,5	2,50
SONT 0729..	6,5	2,50	6,1	2,90
SONT 0833..	7,7	2,90	7,3	3,30
SONT 0938..	8,9	3,50	8,5	3,80
SONT 1044..	10,1	4,10	9,6	4,40
SONT 1248..	11,6	4,10	11,0	4,80
SONT 1350..	13,0	5,30	12,2	5,00
SONT 1553..	15,2	5,30	14,4	5,30
SONT 1756..	17,5	5,30	16,7	5,60

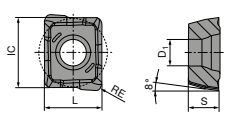

SONT 03..

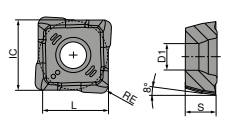

SONT 04../05../06../07../08../09../10../12../13../15../17..

SONT

KOMET \ Performance

ISO	RE	-M30 CTCP420 -M30 DCX1420 DRAGONSKIN		-M30 CTPP430 -M30 CCN1430 DRAGONSKIN	
	mm	Article no.	EUR	Article no.	EUR
031804	0,4	10 830 703 [1]	10,90	10 830 103 [1]	10,90
Steel		●		●	
Stainless steel		○		●	
Cast iron		●		○	
Non ferrous metals				○	
Heat resistant alloys				○	

1) two usable cutting edges

SONT

KOMET \ Performance

ISO	RE	-M30 CTCP420 -M30 DCX1420 DRAGONSKIN		-M30 CTPP430 -M30 CCN1430 DRAGONSKIN	
	mm	Article no.	EUR	Article no.	EUR
042105	0,5	10 830 704	12,49	10 830 104	12,49
052306	0,6	10 830 705	12,66	10 830 105	12,66
062506	0,6	10 830 706	12,87	10 830 106	12,87
072907	0,7	10 830 707	13,16	10 830 107	13,16
083308	0,8	10 830 708	13,45	10 830 108	13,45
093808	0,8	10 830 709	13,77	10 830 109	13,77
104408	0,8	10 830 710	14,43	10 830 110	14,43
124810	1,0	10 830 712	15,28	10 830 112	15,28
135012	1,2	10 830 713	16,18	10 830 113	16,18
155312	1,2	10 830 715	18,35	10 830 115	18,35
175612	1,2	10 830 717	19,45	10 830 117	19,45
Steel		●		●	
Stainless steel		○		●	
Cast iron		●		○	
Non ferrous metals				○	
Heat resistant alloys				○	

WTX – Holder for Exchangeable drills

▲ with radial teeth

≤ 1xD

Change

WNT \ Performance

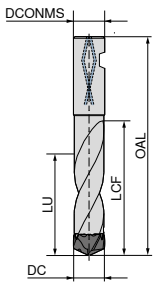

HB

DC mm	DCONMS h6 mm	OAL mm	LCF mm	LU mm	Article no.	EUR
12,00 - 12,49	14	81	29	12,5	10 911 120	199,20
12,50 - 12,99	14	81	29	13,0	10 911 125	199,20
13,00 - 13,49	14	81	31	13,5	10 911 130	199,20
13,50 - 13,99	16	86	32	14,0	10 911 135	199,20
14,00 - 14,49	16	86	33	14,5	10 911 140	199,20
14,50 - 14,99	16	91	34	15,0	10 911 145	199,20
15,00 - 15,49	16	91	36	15,5	10 911 150	199,20
15,50 - 16,49	20	97	38	16,5	10 911 161	206,50
15,50 - 16,49	18	92	38	16,5	10 911 160	206,50
16,50 - 17,49	18	94	40	17,5	10 911 165	206,50
16,50 - 17,49	20	99	40	17,5	10 911 166	206,50
17,50 - 18,49	20	104	43	18,5	10 911 176	206,50
17,50 - 18,49	18	99	43	18,5	10 911 175	206,50
18,50 - 19,49	20	99	45	19,5	10 911 185	244,30
19,50 - 20,49	20	104	47	20,5	10 911 195	244,30
20,50 - 21,49	25	111	49	21,5	10 911 205	269,50
21,50 - 22,49	25	116	52	22,5	10 911 215	269,50
22,50 - 23,49	25	116	54	23,5	10 911 225	295,70
23,50 - 24,49	25	121	56	24,5	10 911 235	295,70
24,50 - 25,49	25	123	59	25,5	10 911 245	320,80
25,50 - 26,49	25	123	61	26,5	10 911 255	320,80
26,50 - 27,49	25	128	63	27,5	10 911 265	320,80
27,50 - 28,49	25	128	66	28,5	10 911 275	320,80
28,50 - 29,49	32	134	68	29,5	10 911 285	372,30
29,50 - 30,49	32	139	70	30,5	10 911 295	372,30
30,50 - 31,49	32	139	75	31,5	10 911 305	411,10
31,50 - 32,49	32	139	75	32,5	10 911 315	411,10
32,50 - 33,49	32	150	78	33,5	10 911 325	442,50
33,50 - 34,49	32	150	79	34,5	10 911 335	442,50
34,50 - 35,49	32	150	82	35,5	10 911 345	442,50
35,50 - 37,49	32	152	86	37,5	10 911 355	510,70
37,50 - 39,49	32	157	91	39,5	10 911 375	528,50
39,50 - 41,00	32	167	95	41,5	10 911 395	542,10

WTX – Holder for Exchangeable drills

▲ with radial teeth

≤ 3xD

Change

WNT \ Performance

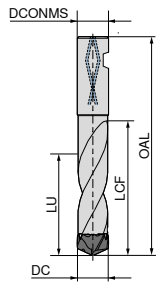

HB

DC mm	DCONMS h6 mm	OAL mm	LCF mm	LU mm	Article no.	EUR
12,00 - 12,49	14	100	53	38,0	10 913 120	220,20
12,50 - 12,99	14	105	55	39,0	10 913 125	220,20
13,00 - 13,49	14	105	57	40,0	10 913 130	220,20
13,50 - 13,99	16	110	59	42,0	10 913 135	220,20
14,00 - 14,49	16	115	61	43,0	10 913 140	220,20
14,50 - 14,99	16	115	63	45,0	10 913 145	220,20
15,00 - 15,49	16	115	65	46,0	10 913 150	220,20
15,50 - 16,49	20	125	70	50,0	10 913 161	225,50
15,50 - 16,49	18	120	70	50,0	10 913 160	225,50
16,50 - 17,49	18	125	74	53,0	10 913 165	225,50
16,50 - 17,49	20	130	74	50,0	10 913 166	225,50
17,50 - 18,49	20	135	78	50,0	10 913 176	225,50
17,50 - 18,49	18	130	78	55,0	10 913 175	225,50
18,50 - 19,49	20	135	82	58,0	10 913 185	269,50
19,50 - 20,49	20	140	87	62,0	10 913 195	269,50
20,50 - 21,49	25	150	91	65,0	10 913 205	299,90
21,50 - 22,49	25	155	95	67,0	10 913 215	299,90
22,50 - 23,49	25	160	99	70,0	10 913 225	327,10
23,50 - 24,49	25	165	103	73,0	10 913 235	327,10
24,50 - 25,49	25	165	108	77,0	10 913 245	356,60
25,50 - 26,49	25	175	112	80,0	10 913 255	356,60
26,50 - 27,49	25	175	116	82,0	10 913 265	356,60
27,50 - 28,49	25	180	120	85,0	10 913 275	356,60
28,50 - 29,49	32	190	124	88,0	10 913 285	413,10
29,50 - 30,49	32	195	129	92,0	10 913 295	413,10
30,50 - 31,49	32	195	133	94,0	10 913 305	456,20
31,50 - 32,49	32	200	137	97,0	10 913 315	456,20
32,50 - 33,49	32	210	144	100,5	10 913 325	515,90
33,50 - 34,49	32	215	148	103,5	10 913 335	515,90
34,50 - 35,49	32	220	153	106,5	10 913 345	515,90
35,50 - 37,49	32	227	161	112,5	10 913 355	592,40
37,50 - 39,49	32	237	170	118,5	10 913 375	615,60
39,50 - 41,00	32	247	178	124,5	10 913 395	630,20

WTX – Holder for Exchangeable drills

▲ with radial teeth

≤ 5xD

Change

WNT \ Performance

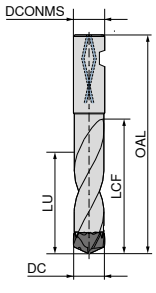

HB

DC mm	DCONMS h6 mm	OAL mm	LCF mm	LU mm	Article no.	EUR
12,00 - 12,49	14	125	78	62,0	10 915 120	250,60
12,50 - 12,99	14	130	81	65,0	10 915 125	250,60
13,00 - 13,49	14	130	84	67,0	10 915 130	250,60
13,50 - 13,99	16	140	88	70,0	10 915 135	250,60
14,00 - 14,49	16	140	90	72,0	10 915 140	250,60
14,50 - 14,99	16	145	94	75,0	10 915 145	250,60
15,00 - 15,49	16	145	96	77,0	10 915 150	250,60
15,50 - 16,49	20	160	103	82,0	10 915 161	269,50
15,50 - 16,49	18	155	103	82,0	10 915 160	269,50
16,50 - 17,49	18	160	109	87,0	10 915 165	269,50
16,50 - 17,49	20	165	109	87,0	10 915 166	269,50
17,50 - 18,49	20	170	115	92,0	10 915 176	269,50
17,50 - 18,49	18	165	115	92,0	10 915 175	269,50
18,50 - 19,49	20	175	121	97,0	10 915 185	313,50
19,50 - 20,49	20	180	128	102,0	10 915 195	313,50
20,50 - 21,49	25	195	134	107,0	10 915 205	341,80
21,50 - 22,49	25	200	140	112,0	10 915 215	341,80
22,50 - 23,49	25	205	146	117,0	10 915 225	370,10
23,50 - 24,49	25	210	152	122,0	10 915 235	370,10
24,50 - 25,49	25	220	159	127,0	10 915 245	397,40
25,50 - 26,49	25	225	165	132,0	10 915 255	397,40
26,50 - 27,49	25	230	171	137,0	10 915 265	397,40
27,50 - 28,49	25	240	177	142,0	10 915 275	397,40
28,50 - 29,49	32	250	183	146,0	10 915 285	456,20
29,50 - 30,49	32	255	190	152,0	10 915 295	456,20
30,50 - 31,49	32	260	196	157,0	10 915 305	498,00
31,50 - 32,49	32	265	202	162,0	10 915 315	498,00
32,50 - 33,49	32	275	210	167,5	10 915 325	583,00
33,50 - 34,49	32	285	217	172,5	10 915 335	583,00
34,50 - 35,49	32	290	224	177,5	10 915 345	583,00
35,50 - 37,49	32	302	236	187,5	10 915 355	655,40
37,50 - 39,49	32	317	249	197,5	10 915 375	680,50
39,50 - 41,00	32	327	261	207,5	10 915 395	695,20

WTX – Holder for Exchangeable drills

▲ with radial teeth

≤ 8xD

Change

WNT \ Performance

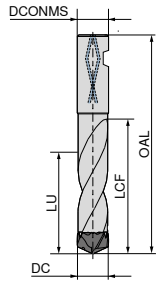

HB

DC mm	DCONMS h6 mm	OAL mm	LCF mm	LU mm	Article no.	EUR
12,00 - 12,49	14	165	116	100	10 918 120	307,30
12,50 - 12,99	14	170	121	104	10 918 125	307,30
13,00 - 13,49	14	175	126	108	10 918 130	307,30
13,50 - 13,99	16	180	129	111	10 918 135	307,30
14,00 - 14,49	16	185	134	115	10 918 140	307,30
14,50 - 14,99	16	190	139	120	10 918 145	307,30
15,00 - 15,49	16	195	144	124	10 918 150	307,30
15,50 - 16,49	20	210	152	131	10 918 161	313,50
15,50 - 16,49	18	205	152	131	10 918 160	313,50
16,50 - 17,49	20	220	161	138	10 918 166	313,50
16,50 - 17,49	18	215	161	138	10 918 165	313,50
17,50 - 18,49	18	220	171	147	10 918 175	313,50
17,50 - 18,49	20	225	171	147	10 918 176	313,50
18,50 - 19,49	20	235	180	155	10 918 185	356,60
19,50 - 20,49	20	240	189	163	10 918 195	356,60
20,50 - 21,49	25	260	198	170	10 918 205	385,90
21,50 - 22,49	25	270	207	178	10 918 215	385,90
22,50 - 23,49	25	275	217	187	10 918 225	427,90
23,50 - 24,49	25	285	226	194	10 918 235	427,90
24,50 - 25,49	25	295	235	202	10 918 245	483,40
25,50 - 26,49	25	305	244	210	10 918 255	483,40
26,50 - 27,49	25	315	253	218	10 918 265	483,40
27,50 - 28,49	25	325	263	226	10 918 275	483,40
28,50 - 29,49	32	340	272	234	10 918 285	554,70
29,50 - 30,49	32	345	281	242	10 918 295	554,70
30,50 - 31,49	32	355	290	249	10 918 305	612,40
31,50 - 32,00	32	360	299	257	10 918 315	612,40

Drilling Head for Exchangeable drills can be found on → **Page 19.**

Customer Service Centre
Freephone: 1800 93 22 55

Ordering via the Online Shop
http://cuttingtools.ceratizit.com

WTX – Drilling Head for Exchangeable drills

▲ extra long head type

WNT \ Performance

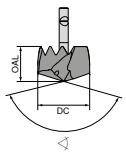

Change UNI	Change VA	Change AL
DPX74S	Ti700	TiB

		140° Solid carbide		138° Solid carbide		140° Solid carbide	
DC h7/m7 mm	OAL mm	Article no.	EUR	Article no.	EUR	Article no.	EUR
12,0	10,7	10 919 12000	82,77	10 921 120	82,77	10 922 120	82,77
12,1	10,7	10 919 12100	82,77	10 921 121	82,77	10 922 121	82,77
12,2	10,7	10 919 12200	82,77	10 921 122	82,77	10 922 122	82,77
12,3	10,7	10 919 12300	82,77	10 921 123	82,77	10 922 123	82,77
12,4	10,7	10 919 12400	82,77	10 921 124	82,77	10 922 124	82,77
12,5	10,7	10 919 12500	82,77	10 921 125	82,77	10 922 125	82,77
12,6	10,7	10 919 12600	82,77	10 921 126	82,77	10 922 126	82,77
12,7	10,7	10 919 12700	82,77	10 921 127	82,77	10 922 127	82,77
12,8	10,7	10 919 12800	82,77	10 921 128	82,77	10 922 128	82,77
12,9	10,7	10 919 12900	82,77	10 921 129	82,77	10 922 129	82,77
13,0	10,7	10 919 13000	82,77	10 921 130	82,77	10 922 130	82,77
13,1	10,7	10 919 13100	82,77	10 921 131	82,77	10 922 131	82,77
13,2	10,7	10 919 13200	82,77	10 921 132	82,77	10 922 132	82,77
13,3	10,7	10 919 13300	82,77	10 921 133	82,77	10 922 133	82,77
13,4	10,7	10 919 13400	82,77	10 921 134	82,77	10 922 134	82,77
13,5	11,3	10 919 13500	82,77	10 921 135	82,77	10 922 135	82,77
13,6	11,3	10 919 13600	82,77	10 921 136	82,77	10 922 136	82,77
13,7	11,3	10 919 13700	82,77	10 921 137	82,77	10 922 137	82,77
13,8	11,3	10 919 13800	82,77	10 921 138	82,77	10 922 138	82,77
13,9	11,3	10 919 13900	82,77	10 921 139	82,77	10 922 139	82,77
14,0	11,3	10 919 14000	82,77	10 921 140	82,77	10 922 140	82,77
14,1	11,3	10 919 14100	82,77	10 921 141	82,77	10 922 141	82,77
14,2	11,3	10 919 14200	82,77	10 921 142	82,77	10 922 142	82,77
14,3	11,3	10 919 14300	82,77	10 921 143	82,77	10 922 143	82,77
14,4	11,3	10 919 14400	82,77	10 921 144	82,77	10 922 144	82,77
14,5	11,3	10 919 14500	82,77	10 921 145	82,77	10 922 145	82,77
14,6	11,3	10 919 14600	82,77	10 921 146	82,77	10 922 146	82,77
14,7	11,3	10 919 14700	82,77	10 921 147	82,77	10 922 147	82,77
14,8	11,3	10 919 14800	82,77	10 921 148	82,77	10 922 148	82,77
14,9	11,3	10 919 14900	82,77	10 921 149	82,77	10 922 149	82,77
15,0	11,3	10 919 15000	82,77	10 921 150	82,77	10 922 150	82,77
15,1	11,3	10 919 15100	82,77	10 921 151	82,77	10 922 151	82,77
15,2	11,3	10 919 15200	82,77	10 921 152	82,77	10 922 152	82,77
15,3	11,3	10 919 15300	82,77	10 921 153	82,77	10 922 153	82,77
15,4	11,3	10 919 15400	82,77	10 921 154	82,77	10 922 154	82,77
15,5	11,9	10 919 15500	82,77	10 921 155	82,77	10 922 155	82,77
15,6	11,9	10 919 15600	86,41	10 921 156	86,41	10 922 156	86,41
15,7	11,9	10 919 15700	86,41	10 921 157	86,41	10 922 157	86,41
15,8	11,9	10 919 15800	86,41	10 921 158	86,41	10 922 158	86,41
15,9	11,9	10 919 15900	86,41	10 921 159	86,41	10 922 159	86,41
16,0	11,9	10 919 16000	86,41	10 921 160	86,41	10 922 160	86,41
16,1	11,9	10 919 16100	86,41	10 921 161	86,41	10 922 161	86,41
16,2	11,9	10 919 16200	86,41	10 921 162	86,41	10 922 162	86,41
16,3	11,9	10 919 16300	86,41	10 921 163	86,41	10 922 163	86,41
16,4	11,9	10 919 16400	86,41	10 921 164	86,41	10 922 164	86,41
16,5	13,4	10 919 16500	86,41	10 921 165	86,41	10 922 165	86,41
16,6	13,4	10 919 16600	86,41	10 921 166	86,41	10 922 166	86,41
16,7	13,4	10 919 16700	86,41	10 921 167	86,41	10 922 167	86,41
16,8	13,4	10 919 16800	86,41	10 921 168	86,41	10 922 168	86,41
16,9	13,4	10 919 16900	86,41	10 921 169	86,41	10 922 169	86,41
17,0	13,4	10 919 17000	86,41	10 921 170	86,41	10 922 170	86,41
17,1	13,4	10 919 17100	86,41	10 921 171	86,41	10 922 171	86,41
17,2	13,4	10 919 17200	86,41	10 921 172	86,41	10 922 172	86,41
17,3	13,4	10 919 17300	86,41	10 921 173	86,41	10 922 173	86,41
17,4	13,4	10 919 17400	86,41	10 921 174	86,41	10 922 174	86,41
17,5	13,4	10 919 17500	86,41	10 921 175	86,41	10 922 175	86,41
17,6	13,4	10 919 17600	86,41	10 921 176	86,41	10 922 176	86,41
17,7	13,4	10 919 17700	86,41	10 921 177	86,41	10 922 177	86,41
17,8	13,4	10 919 17800	86,41	10 921 178	86,41	10 922 178	86,41
17,9	13,4	10 919 17900	86,41	10 921 179	86,41	10 922 179	86,41
18,0	13,4	10 919 18000	86,41	10 921 180	86,41	10 922 180	86,41
18,1	13,4	10 919 18100	93,57	10 921 181	93,57	10 922 181	93,57
18,2	13,4	10 919 18200	93,57	10 921 182	93,57	10 922 182	93,57
18,3	13,4	10 919 18300	93,57	10 921 183	93,57	10 922 183	93,57
18,4	13,4	10 919 18400	93,57	10 921 184	93,57	10 922 184	93,57
18,5	13,4	10 919 18500	93,57	10 921 185	93,57	10 922 185	93,57
18,6	13,4	10 919 18600	93,57	10 921 186	93,57	10 922 186	93,57
18,7	13,4	10 919 18700	93,57	10 921 187	93,57	10 922 187	93,57
18,8	13,4	10 919 18800	93,57	10 921 188	93,57	10 922 188	93,57
18,9	13,4	10 919 18900	93,57	10 921 189	93,57	10 922 189	93,57
19,0	13,4	10 919 19000	93,57	10 921 190	93,57	10 922 190	93,57
19,1	13,4	10 919 19100	93,57	10 921 191	93,57	10 922 191	93,57
19,2	13,4	10 919 19200	93,57	10 921 192	93,57	10 922 192	93,57
19,3	13,4	10 919 19300	93,57	10 921 193	93,57	10 922 193	93,57
19,4	13,4	10 919 19400	93,57	10 921 194	93,57	10 922 194	93,57
19,5	13,4	10 919 19500	93,57	10 921 195	93,57	10 922 195	93,57
19,6	13,4	10 919 19600	93,57	10 921 196	93,57	10 922 196	93,57
19,7	13,4	10 919 19700	93,57	10 921 197	93,57	10 922 197	93,57
19,8	13,4	10 919 19800	93,57	10 921 198	93,57	10 922 198	93,57
19,9	13,4	10 919 19900	93,57	10 921 199	93,57	10 922 199	93,57
20,0	13,4	10 919 20000	93,57	10 921 200	93,57	10 922 200	93,57
20,1	13,4	10 919 20100	103,80	10 921 201	103,80	10 922 201	103,80
20,2	13,4	10 919 20200	103,80	10 921 202	103,80	10 922 202	103,80
20,3	13,4	10 919 20300	103,80	10 921 203	103,80	10 922 203	103,80
20,4	13,4	10 919 20400	103,80	10 921 204	103,80	10 922 204	103,80
20,5	15,4	10 919 20500	103,80	10 921 205	103,80	10 922 205	103,80
20,6	15,4	10 919 20600	103,80	10 921 206	103,80	10 922 206	103,80
20,7	15,4	10 919 20700	103,80	10 921 207	103,80	10 922 207	103,80
20,8	15,4	10 919 20800	103,80	10 921 208	103,80	10 922 208	103,80
20,9	15,4	10 919 20900	103,80	10 921 209	103,80	10 922 209	103,80
21,0	15,4	10 919 21000	103,80	10 921 210	103,80	10 922 210	103,80
21,1	15,4	10 919 21100	103,80	10 921 211	103,80	10 922 211	103,80
21,2	15,4	10 919 21200	103,80	10 921 212	103,80	10 922 212	103,80
21,3	15,4	10 919 21300	103,80	10 921 213	103,80	10 922 213	103,80
21,4	15,4	10 919 21400	103,80	10 921 214	103,80	10 922 214	103,80
21,5	15,4	10 919 21500	103,80	10 921 215	103,80	10 922 215	103,80
21,6	15,4	10 919 21600	103,80	10 921 216	103,80	10 922 216	103,80
21,7	15,4	10 919 21700	103,80	10 921 217	103,80	10 922 217	103,80
21,8	15,4	10 919 21800	103,80	10 921 218	103,80	10 922 218	103,80
21,9	15,4	10 919 21900	103,80	10 921 219	103,80	10 922 219	103,80
22,0	15,4	10 919 22000	103,80	10 921 220	103,80	10 922 220	103,80
22,1	15,4	10 919 22100	112,40	10 921 221	112,40	10 922 221	112,40
22,2	15,4	10 919 22200	112,40	10 921 222	112,40	10 922 222	112,40
22,3	15,4	10 919 22300	112,40	10 921 223	112,40	10 922 223	112,40
22,4	15,4	10 919 22400	112,40	10 921 224	112,40	10 922 224	112,40
22,5	15,4	10 919 22500	112,40	10 921 225	112,40	10 922 225	112,40
22,6	15,4	10 919 22600	112,40	10 921 226	112,40	10 922 226	112,40
22,7	15,4	10 919 22700	112,40	10 921 227	112,40	10 922 227	112,40
22,8	15,4	10 919 22800	112,40	10 921 228	112,40	10 922 228	112,40
22,9	15,4	10 919 22900	112,40	10 921 229	112,40	10 922 229	112,40
23,0	15,4	10 919 23000	112,40	10 921 230	112,40	10 922 230	112,40
23,1	15,4	10 919 23100	112,40	10 921 231	112,40	10 922 231	112,40
23,2	15,4	10 919 23200	112,40	10 921 232	112,40	10 922 232	112,40
23,3	15,4	10 919 23300	112,40	10 921 233	112,40	10 922 233	112,40
23,4	15,4	10 919 23400	112,40	10 921 234	112,40	10 922 234	112,40
23,5	15,4	10 919 23500	112,40	10 921 235	112,40	10 922 235	112,40
23,6	15,4	10 919 23600	112,40	10 921 236	112,40	10 922 236	112,40
23,7	15,4	10 919 23700	112,40	10 921 237	112,40	10 922 237	112,40
23,8	15,4	10 919 23800	112,40	10 921 238	112,40	10 922 238	112,40
23,9	15,4	10 919 23900	112,40	10 921 239	112,40	10 922 239	112,40
24,0	15,4	10 919 24000	112,40	10 921 240	112,40	10 922 240	112,40
24,1	15,4	10 919 24100	123,50	10 921 241	123,50	10 922 241	123,50
24,2	15,4	10 919 24200	123,50	10 921 242	123,50	10 922 242	123,50
24,3	15,4	10 919 24300	123,50	10 921 243	123,50	10 922 243	123,50
24,4	15,4	10 919 24400	123,50	10 921 244	123,50	10 922 244	123,50
24,5	17,4	10 919 24500	123,50	10 921 245	123,50	10 922 245	123,50
24,6	17,4	10 919 24600	123,50	10 921 246	123,50	10 922 246	123,50
24,7	17,4	10 919 24700	123,50	10 921 247	123,50	10 922 247	123,50
24,8	17,4	10 919 24800	123,50	10 921 248	123,50	10 922 248	123,50
24,9	17,4	10 919 24900	123,50	10 921 249	123,50	10 922 249	123,50
25,0	17,4	10 919 25000	123,50	10 921 250	123,50	10 922 250	123,50
25,1	17,4	10 919 25100	123,50	10 921 251	123,50	10 922 251	123,50
25,2	17,4	10 919 25200	123,50	10 921 252	123,50	10 922 252	123,50
25,3	17,4	10 919 25300	123,50	10 921 253	123,50	10 922 253	123,50
25,4	17,4	10 919 25400	123,50	10 921 254	123,50	10 922 254	123,50
25,5	17,4	10 919 25500	123,50	10 921 255	123,50	10 922 255	123,50
25,6	17,4	10 919 25600	130,00	10 921 256	130,00	10 922 256	130,00
25,7	17,4	10 919 25700	130,00	10 921 257	130,00	10 922 257	130,00
25,8	17,4	10 919 25800	130,00	10 921 258	130,00	10 922 258	130,00
25,9	17,4	10 919 25900	130,00	10 921 259	130,00	10 922 259	130,00
26,0	17,4	10 919 26000	130,00	10 921 260	130,00	10 922 260	130,00
26,1	17,4	10 919 26100	130,00	10 921 261	130,00	10 922 261	130,00
26,2	17,4	10 919 26200	130,00	10 921 262	130,00	10 922 262	130,00
26,3	17,4	10 919 26300	130,00	10 921 263	130,00	10 922 263	130,00
26,4	17,4	10 919 26400	130,00	10 921 264	130,00	10 922 264	130,00
26,5	17,4	10 919 26500	130,00	10 921 265	130,00	10 922 265	130,00
26,6	17,4	10 919 26600	130,00	10 921 266	130,00	10 922 266	130,00
26,7	17,4	10 919 26700	130,00	10 921 267	130,00	10 922 267	130,00
26,8	17,4	10 919 26800	130,00	10 921 268	130,00	10 922 268	130,00
26,9	17,4	10 919 26900	130,00	10 921 269	130,00	10 922 269	130,00
27,0	17,4	10 919 27000	130,00	10 921 270	130,00	10 922 270	130,00
27,1	17,4	10 919 27100	130,00	10 921 271	130,00	10 922 271	130,00
27,2	17,4	10 919 27200	130,00	10 921 272	130,00	10 922 272	130,00
27,3	17,4	10 919 27300	130,00	10 921 273	130,00	10 922 273	130,00
27,4	17,4	10 919 27400	130,00	10 921 274	130,00	10 922 274	130,00
27,5	17,4	10 919 27500	130,00	10 921 275	130,00	10 922 275	130,00
27,6	17,4	10 919 27600	130,00	10 921 276	130,00	10 922 276	130,00
27,7	17,4	10 919 27700	130,00	10 921 277	130,00	10 922 277	130,00
27,8	17,4	10 919 27800	130,00	10 921 278	130,00	10 922 278	130,00
27,9	17,4	10 919 27900	130,00	10 921 279	130,00	10 922 279	130,00
28,0	17,4	10 919 28000	130,00	10 921 280	130,00	10 922 280	130,00
28,1	17,4	10 919 28100	142,30	10 921 281	142,30	10 922 281	142,30
28,2	17,4	10 919 28200	142,30	10 921 282	142,30	10 922 282	142,30
28,3	17,4	10 919 28300	142,30	10 921 283	142,30	10 922 283	142,30
28,4	17,4	10 919 28400	142,30	10 921 284	142,30	10 922 284	142,30
28,5	18,4	10 919 28500	142,30	10 921 285	142,30	10 922 285	142,30
28,6	18,4	10 919 28600	142,30	10 921 286	142,30	10 922 286	142,30
28,7	18,4	10 919 28700	142,30	10 921 287	142,30	10 922 287	142,30
28,8	18,4	10 919 28800	142,30	10 921 288	142,30	10 922 288	142,30
28,9	18,4	10 919 28900	142,30	10 921 289	142,30	10 922 289	142,30
29,0	18,4	10 919 29000	142,30	10 921 290	142,30	10 922 290	142,30
29,1	18,4	10 919 29100	142,30	10 921 291	142,30	10 922 291	142,30
29,2	18,4	10 919 29200	142,30	10 921 292	142,30	10 922 292	142,30
29,3	18,4	10 919 29300	142,30	10 921 293	142,30	10 922 293	142,30
29,4	18,4	10 919 29400	142,30	10 921 294	142,30	10 922 294	142,30
29,5	18,4	10 919 29500	142,30	10 921 295	142,30	10 922 295	142,30
29,6	18,4	10 919 29600	142,30	10 921 296	142,30	10 922 296	142,30
29,7	18,4	10 919 29700	142,30	10 921 297	142,30	10 922 297	142,30
29,8	18,4	10 919 29800	142,30	10 921 298	142,30	10 922 298	142,30
29,9	18,4	10 919 29900	142,30	10 921 299	142,30	10 922 299	142,30
30,0	18,4	10 919 30000	142,30	10 921 300	142,30	10 922 300	142,30
30,1	18,4	10 919 30100	157,60	10 921 301	157,60	10 922 301	157,60
30,2	18,4	10 919 30200	157,60	10 921 302	157,60	10 922 302	157,60
30,3	18,4	10 919 30300	157,60	10 921 303	157,60	10 922 303	157,60
30,4	18,4	10 919 30400	157,60	10 921 304	157,60	10 922 304	157,60
30,5	18,4	10 919 30500	157,60	10 921 305	157,60	10 922 305	157,60
30,6	18,4	10 919 30600	157,60	10 921 306	157,60	10 922 306	157,60
30,7	18,4	10 919 30700	157,60	10 921 307	157,60	10 922 307	157,60
30,8	18,4	10 919 30800	157,60	10 921 308	157,60	10 922 308	157,60
30,9	18,4	10 919 30900	157,60	10 921 309	157,60	10 922 309	157,60
31,0	18,4	10 919 31000	157,60	10 921 310	157,60	10 922 310	157,60
31,1	18,4	10 919 31100	157,60	10 921 311	157,60	10 922 311	157,60
31,2	18,4	10 919 31200	157,60	10 921 312	157,60	10 922 312	157,60
31,3	18,4	10 919 31300	157,60	10 921 313	157,60	10 922 313	157,60
31,4	18,4	10 919 31400	157,60	10 921 314	157,60	10 922 314	157,60
31,5	18,4	10 919 31500	157,60	10 921 315	157,60	10 922 315	157,60
31,6	18,4	10 919 31600	157,60	10 921 316	157,60	10 922 316	157,60
31,7	18,4	10 919 31700	157,60	10 921 317	157,60	10 922 317	157,60
31,8	18,4	10 919 31800	157,60	10 921 318	157,60	10 922 318	157,60
31,9	18,4	10 919 31900	157,60	10 921 319	157,60	10 922 319	157,60
32,0	18,4	10 919 32000	157,60	10 921 320	157,60	10 922 320	157,60
32,5	24,3	10 919 32500	219,30				
33,0	24,3	10 919 33000	219,30				
33,5	24,3	10 919 33500	219,30				
34,0	24,3	10 919 34000	219,30				
34,5	24,3	10 919 34500	219,30				
35,0	24,3	10 919 35000	219,30				
35,5	26,3	10 919 35500	249,10				
36,0	26,3	10 919 36000	249,10				
36,5	26,3	10 919 36500	249,10				
37,0	26,3	10 919 37000	249,10				
37,5	26,3	10 919 37500	249,10				
38,0	26,3	10 919 38000	249,10				
38,5	26,3	10 919 38500	271,10				
39,0	26,3	10 919 39000	271,10				
39,5	26,3	10 919 39500	271,10				
40,0	26,3	10 919 40000	271,10				
40,5	26,3	10 919 40500	271,10				
41,0	26,3	10 919 41000	271,10				

Steel	●	○	
Stainless steel		●	
Cast iron	●	○	
Non ferrous metals			●
Heat resistant alloys			

Through hole – Machine taps, right hand

M | Stabil

WNT \ Performance

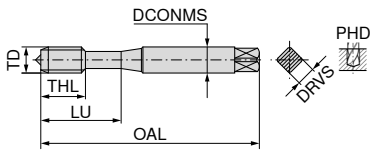

DIN 371 with reinforced shank

	UNI	VA
	B 4–5	B 4–5
	ISO 2 6H	ISO 2 6H
	nitr. + vap.	nitr.

	HSS-E	HSS-E
	◁ 0° ≤ 1100 N/mm² ≤ 4xD	◁ 0° ≤ 900 N/mm² ≤ 4xD

TD	TP	OAL	DCONMS	DRVS	PHD	THL	LU	Flutes	Article no.		Article no.	
mm	mm	mm	mm	mm	mm	mm	mm			EUR		EUR
M1	0,25	40	2,5	2,1	0,75	5	13	2	22 501 010 [1]	84,86		
M1,2	0,25	40	2,5	2,1	0,95	5	13	2	22 501 012 [1]	80,53		
M1,4	0,30	40	2,5	2,1	1,10	7	13	3	22 501 014 [1]	72,88		
M1,6	0,35	40	2,5	2,1	1,25	8	11	3	22 501 016	51,17		
M1,7	0,35	40	2,5	2,1	1,35	6	11	2	22 501 017	78,73		
M1,8	0,35	40	2,5	2,1	1,45	6	11	2	22 501 018	108,12		
M2	0,40	45	2,8	2,1	1,60	7	12	3	22 501 020	37,20		
M2	0,40	45	2,8	2,1	1,60	7	12	2			22 056 020	27,57
M2,2	0,45	45	2,8	2,1	1,75	7	12	2	22 501 022	39,64		
M2,5	0,45	50	2,8	2,1	2,05	9	14	2	22 501 025	36,57	22 056 025	27,20
M3	0,50	56	3,5	2,7	2,50	11	18	3	22 501 030	27,39	22 056 030	22,07
M3,5	0,60	56	4,0	3,0	2,90	12	20	3	22 501 035	30,08	22 056 035	24,77
M4	0,70	63	4,5	3,4	3,30	13	21	3	22 501 040	24,85	22 056 040	23,15
M5	0,80	70	6,0	4,9	4,20	15	25	3	22 501 050	25,49	22 056 050	23,96
M6	1,00	80	6,0	4,9	5,00	17	30	3	22 501 060	25,86	22 056 060	24,96
M7	1,00	80	7,0	5,5	6,00	17	30	3	22 501 070	36,12		
M8	1,25	90	8,0	6,2	6,80	20	35	3	22 501 080	29,27	22 056 080	27,75
M10	1,50	100	10,0	8,0	8,50	22	39	3	22 501 100	35,13	22 056 100	34,23
M12	1,75	110	12,0	9,0	10,20	24	44	3	22 501 120	51,71		

1) Tol. ISO 1 4H ≤ M1.4

Blind hole – Machine taps, right hand

M | Salo-Rex

WNT \ Performance

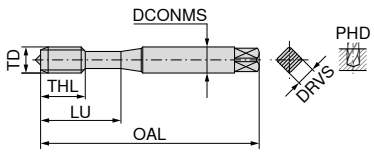

DIN 371 with reinforced shank

	UNI	VA
	C 2–3	C 2–3
	ISO 2 6H	ISO 2 6H
	vap.	vap.

	HSS-E	HSS-E
	◁ 42° ≤ 1100 N/mm² ≤ 3xD	◁ 42° ≤ 900 N/mm² ≤ 3xD

TD	TP	OAL	DCONMS	DRVS	PHD	THL	LU	Flutes	Article no.		Article no.	
mm	mm	mm	mm	mm	mm	mm	mm			EUR		EUR
M2	0,40	45	2,8	2,1	1,60	4,0	12	2	22 518 020	28,74	22 090 020	43,24
M2,2	0,45	45	2,8	2,1	1,75	4,5	12	2	22 518 022	32,52		
M2,3	0,40	45	2,8	2,1	1,90	4,5	12	2	22 518 023	34,42		
M2,5	0,45	50	2,8	2,1	2,05	5,0	15	2	22 518 025	27,57	22 090 025	34,23
M2,6	0,45	50	2,8	2,1	2,15	5,0	15	2	22 518 026	32,78		
M3	0,50	56	3,5	2,7	2,50	6,0	18	3	22 518 030	24,51	22 090 030	25,59
M3,5	0,60	56	4,0	3,0	2,90	7,0	20	3	22 518 035	26,49		
M4	0,70	63	4,5	3,4	3,30	7,0	21	3	22 518 040	25,86	22 090 040	26,30
M5	0,80	70	6,0	4,9	4,20	8,0	25	3	22 518 050	26,12	22 090 050	26,75
M6	1,00	80	6,0	4,9	5,00	10,0	30	3	22 518 060	26,94	22 090 060	26,94
M7	1,00	80	7,0	5,5	6,00	10,0	30	3	22 518 070	39,64		
M8	1,25	90	8,0	6,2	6,80	14,0	35	3	22 518 080	31,71	22 090 080	31,43
M10	1,50	100	10,0	8,0	8,50	16,0	39	3	22 518 100	38,01	22 090 100	38,01
M12	1,75	110	12,0	9,0	10,20	18,0	44	3	22 518 120	41,79		

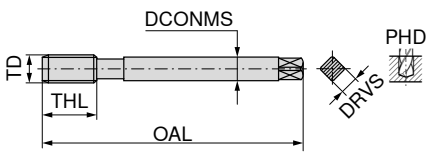

DIN 376 with reduced shank

	UNI	VA
	B 4–5	B 4–5
	ISO 2 6H	ISO 2 6H
	nitr. + vap.	nitr.

	HSS-E	HSS-E
	◁ 0° ≤ 1100 N/mm² ≤ 4xD	◁ 0° ≤ 900 N/mm² ≤ 4xD

TD	TP	OAL	DCONMS	DRVS	PHD	THL	Flutes	Article no.		Article no.	
mm	mm	mm	mm	mm	mm	mm			EUR		EUR
M3	0,50	56	2,2		2,5	11	3	22 502 030	50,71		
M4	0,70	63	2,8	2,1	3,3	13	3	22 502 040	33,78		
M5	0,80	70	3,5	2,7	4,2	15	3	22 502 050	32,25		
M6	1,00	80	4,5	3,4	5,0	17	3	22 502 060	31,62		
M8	1,25	90	6,0	4,9	6,8	20	3	22 502 080	34,68		
M10	1,50	100	7,0	5,5	8,5	22	3	22 502 100	40,18		
M12	1,75	110	9,0	7,0	10,2	24	3	22 502 120	39,28	22 057 120	43,51
M14	2,00	110	11,0	9,0	12,0	26	3	22 502 140	56,66	22 057 140	59,99
M16	2,00	110	12,0	9,0	14,0	27	3	22 502 160	57,29	22 057 160	62,15
M18	2,50	125	14,0	11,0	15,5	30	3	22 502 180	112,63	22 057 180	119,77
M20	2,50	140	16,0	12,0	17,5	32	3	22 502 200	87,64	22 057 200	89,25
M22	2,50	140	18,0	14,5	19,5	32	3	22 502 220	140,59	22 057 220	189,21
M24	3,00	160	18,0	14,5	21,0	34	3	22 502 240	114,41	22 057 240	121,64
M27	3,00	160	20,0	16,0	24,0	36	3	22 502 270	159,46	22 057 270	204,51
M30	3,50	180	22,0	18,0	26,5	40	4	22 502 300	187,43	22 057 300	196,35
M33	3,50	180	25,0	20,0	29,5	40	4	22 502 330	432,40		
M36	4,00	200	28,0	22,0	32,0	50	4	22 502 360	515,27		
M42	4,50	200	32,0	24,0	37,5	56	4	22 502 420	980,90		
M48	5,00	250	36,0	29,0	43,0	65	4	22 502 480	990,25		

Steel	6-20	
Stainless steel	4-8	5-10
Cast iron	6-15	
Non ferrous metals		
Heat resistant alloys		
Hardened materials		

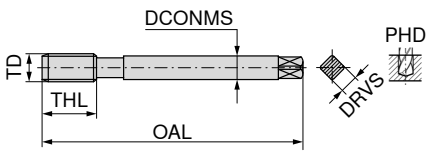

DIN 376 with reduced shank

	UNI	VA
	C 2–3	C 2–3
	ISO 2 6H	ISO 2 6H
	vap.	vap.

	HSS-E	HSS-E
	◁ 42° ≤ 1100 N/mm² ≤ 3xD	◁ 42° ≤ 900 N/mm² ≤ 3xD

TD	TP	OAL	DCONMS	DRVS	PHD	THL	Flutes	Article no.		Article no.	
mm	mm	mm	mm	mm	mm	mm			EUR		EUR
M3	0,50	56	2,2		2,5	6	3	22 519 030	42,79		
M4	0,70	63	2,8	2,1	3,3	7	3	22 519 040	40,44		
M5	0,80	70	3,5	2,7	4,2	8	3	22 519 050	28,74		
M6	1,00	80	4,5	3,4	5,0	10	3	22 519 060	30,27		
M8	1,25	90	6,0	4,9	6,8	14	3	22 519 080	33,78		
M10	1,50	100	7,0	5,5	8,5	16	3	22 519 100	42,52		
M12	1,75	110	9,0	7,0	10,2	18	3	22 519 120	44,59		
M12	1,75	110	9,0	7,0	10,2	18	4			22 091 120	47,29
M14	2,00	110	11,0	9,0	12,0	20	4			22 091 140	69,45
M14	2,00	110	11,0	9,0	12,0	20	3	22 519 140	59,90		
M16	2,00	110	12,0	9,0	14,0	22	3	22 519 160	63,78		
M16	2,00	110	12,0	9,0	14,0	22	4			22 091 160	66,56
M18	2,50	125	14,0	11,0	15,5	25	3	22 519 180	97,33		
M20	2,50	140	16,0	12,0	17,5	25	3	22 519 200	97,33		
M20	2,50	140	16,0	12,0	17,5	25	4			22 091 200	102,77
M22	2,50	140	18,0	14,5	19,5	27	5			22 091 220	172,04
M22	2,50	140	18,0	14,5	19,5	27	4	22 519 220	135,15		
M24	3,00	160	18,0	14,5	21,0	30	4	22 519 240	121,64		
M24	3,00	160	18,0	14,5	21,0	30	5			22 091 240	130,65
M27	3,00	160	20,0	16,0	24,0	30	4	22 519 270	160,40		
M30	3,50	180	22,0	18,0	26,5	35	4	22 519 300	206,30		
M30	3,50	180	22,0	18,0	26,5	35	5			22 091 300	268,52
M33	3,50	180	25,0	20,0	29,5	35	4	22 519 330	395,42		
M36	4,00	200	28,0	22,0	32,0	40	4	22 519 360	327,85		

Steel	6-20	
Stainless steel	4-8	5-10
Cast iron	6-15	
Non ferrous metals		
Heat resistant alloys		
Hardened materials		

Customer Service Centre
Freephone: 1800 93 22 55

Ordering via the Online Shop
http://cuttingtools.ceratizit.com

Through hole / Blind hole – Machine thread formers, right hand

M | Spanlos

WNT \ Performance

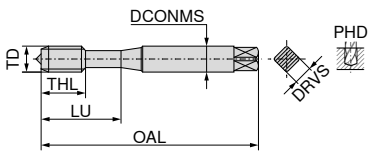

DIN 2174 with reinforced shank

	EC	EC SN
	C 2–3	C 2–3
	ISO 2X 6HX	ISO 2X 6HX
	TiN	TiN
	HSS-E	HSS-E
	≤ 1100 N/mm² ≤ 1,5xD	≤ 1100 N/mm² ≤ 3xD

TD	TP	OAL	DCONMS	DRVS	PHD	THL	LU	Flutes	Article no.	EUR	Article no.	EUR
mm	mm	mm	mm	mm	mm	mm	mm					
M1	0,25	40	2,5	2,1	0,90	5	6,5		22 100 010 [1]	66,30		
M1,2	0,25	40	2,5	2,1	1,10	5	6,5		22 100 012 [1]	62,78		
M1,4	0,30	40	2,5	2,1	1,28	6	9,0		22 100 014 [1]	56,12		
M1,6	0,35	40	2,5	2,1	1,47	6	9,0		22 100 016	54,14		
M1,7	0,35	40	2,5	2,1	1,57	6	9,0		22 100 017	59,45		
M2	0,40	45	2,8	2,1	1,85	7	10,0		22 100 020	38,83		
M2	0,40	45	2,8	2,1	1,85	7	10,0	3			22 105 020	44,59
M2,5	0,45	50	2,8	2,1	2,33	9	14,0		22 100 025	37,65		
M2,5	0,45	50	2,8	2,1	2,33	9	14,0	3			22 105 025	40,72
M2,6	0,45	50	2,8	2,1	2,43	9	14,0		22 100 026	41,89		
M3	0,50	56	3,5	2,7	2,80	11	18,0		22 100 030	36,03		
M3	0,50	56	3,5	2,7	2,80	11	18,0	4			22 105 030	39,28
M3,5	0,60	56	4,0	3,0	3,25	12	20,0		22 100 035	31,71		
M3,5	0,60	56	4,0	3,0	3,25	12	20,0	3			22 105 035	38,83
M4	0,70	63	4,5	3,4	3,70	13	21,0		22 100 040	36,85		
M4	0,70	63	4,5	3,4	3,70	13	21,0	5			22 105 040	40,72
M5	0,80	70	6,0	4,9	4,65	15	25,0		22 100 050	38,46		
M5	0,80	70	6,0	4,9	4,65	15	25,0	5			22 105 050	42,34
M6	1,00	80	6,0	4,9	5,60	17	30,0		22 100 060	43,96		
M6	1,00	80	6,0	4,9	5,60	17	30,0	5			22 105 060	48,01
M8	1,25	90	8,0	6,2	7,40	20	35,0		22 100 080	48,28		
M8	1,25	90	8,0	6,2	7,45	20	35,0	6			22 105 080	52,97
M10	1,50	100	10,0	8,0	9,35	22	39,0	6			22 105 100	66,30
M10	1,50	100	10,0	8,0	9,35	22	39,0		22 100 100	61,25		

1) Tol. ISO 1X 4HX ≤ M1.4

	EC	EC SN
	C 2–3	C 2–3
	ISO 2X 6HX	ISO 2X 6HX
	TiN	TiN
	HSS-E	HSS-E
	≤ 1100 N/mm² ≤ 1,5xD	≤ 1100 N/mm² ≤ 3xD

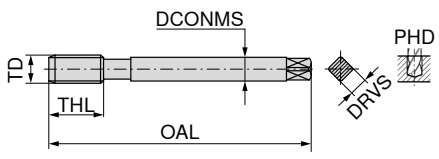

DIN 2174 with reduced shank

TD	TP	OAL	DCONMS	DRVS	PHD	THL	Flutes	Article no.	EUR	Article no.	EUR
mm	mm	mm	mm	mm	mm	mm					
M12	1,75	110	9	7	11,25	24		22 101 120	67,29		
M12	1,75	110	9	7	11,25	24	6			22 106 120	82,69
M14	2,00	110	11	9	13,10	26	5			22 106 140	159,46
M16	2,00	110	12	9	15,10	27	7			22 106 160	127,93
M16	2,00	110	12	9	15,10	27		22 101 160	113,48		

Steel	8-30	8-30
Stainless steel	8-15	8-15
Cast iron		
Non ferrous metals	12-25	12-25
Heat resistant alloys		
Hardened materials		

Through hole – Machine taps, right hand

M

WNT \ Standard

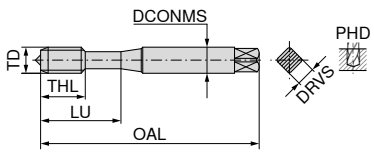

DIN 371 with reinforced shank

	UNI	VA
	B 4–5	B 4–5
	ISO 2 6H	ISO 2 6H
	TiN	nitr.
	POWDERSTEEL	POWDERSTEEL
	HSS-PM	HSS-PM
	◁ 0° ≤ 1000 N/mm² ≤ 3xD	◁ 0° ≤ 1200 N/mm² ≤ 3xD

TD	TP	OAL	DCONMS	DRVS	PHD	THL	LU	Flutes	Article no.	EUR	Article no.	EUR
mm	mm	mm	mm	mm	mm	mm	mm					
M2	0,40	45	2,8	2,1	1,6	4	13,5	2	23 010 020	8,89		
M3	0,50	56	3,5	2,7	2,5	11	18,0	3	23 010 030	11,10	23 450 030	10,36
M4	0,70	63	4,5	3,4	3,3	13	21,0	3	23 010 040	10,18	23 450 040	10,46
M5	0,80	70	6,0	4,9	4,2	15	25,0	3	23 010 050	11,38	23 450 050	11,28
M6	1,00	80	6,0	4,9	5,0	17	30,0	3	23 010 060	13,57	23 450 060	11,47
M8	1,25	90	8,0	6,2	6,8	20	35,0	3	23 010 080	15,13	23 450 080	12,84
M10	1,50	100	10,0	8,0	8,5	22	39,0	3	23 010 100	19,99	23 450 100	14,58

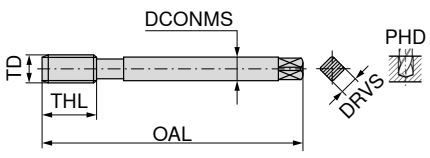

DIN 376 with reduced shank

	UNI	VA
	B 4–5	B 4–5
	ISO 2 6H	ISO 2 6H
	TiN	nitr.
	POWDERSTEEL	POWDERSTEEL
	HSS-PM	HSS-PM
	◁ 0° ≤ 1000 N/mm² ≤ 3xD	◁ 0° ≤ 1200 N/mm² ≤ 3xD

TD	TP	OAL	DCONMS	DRVS	PHD	THL	Flutes	Article no.	EUR	Article no.	EUR
mm	mm	mm	mm	mm	mm	mm					
M12	1,75	110	9	7	10,2	24	3	23 021 120	23,84	23 451 120	25,96
M14	2,00	110	11	9	12,0	26	3			23 451 140	34,39
M14	2,00	110	11	9	12,0	20	4	23 021 140	36,14		
M16	2,00	110	12	9	14,0	27	3	23 021 160	33,57	23 451 160	36,41
M18	2,50	125	14	11	15,5	25	4	23 021 180	58,79		
M20	2,50	140	16	12	17,5	32	3	23 021 200	60,71	23 451 200	54,39

Steel	10-20	
Stainless steel	8-15	5-10
Cast iron	20-25	
Non ferrous metals	20-25	
Heat resistant alloys		
Hardened materials		

Blind hole – Machine taps, right hand

M

WNT \ Standard

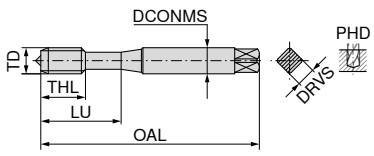

DIN 371 with reinforced shank

	UNI	VA	VA
	C 2–3	C 2–3	C 2–3
	ISO 2 6H	ISO 2 6H	ISO 2 6H
	TiN		TiN
	POWDERSTEEL HSS-PM	POWDERSTEEL HSS-PM	POWDERSTEEL HSS-PM
	◁ 50° ≤ 1000 N/mm² ≤ 2,5xD	◁ 40° ≤ 1200 N/mm² ≤ 2,5xD	◁ 40° ≤ 1200 N/mm² ≤ 2,5xD

TD	TP	OAL	DCONMS	DRVS	PHD	THL	LU	Flutes	Article no.	EUR	Article no.	EUR	Article no.	EUR
mm	mm	mm	mm	mm	mm	mm	mm							
M3	0,50	56	3,5	2,7	2,5	6	18	3	23 026 030	12,65	23 426 030	11,28	23 456 030	12,65
M4	0,70	63	4,5	3,4	3,3	7	21	3	23 026 040	12,65	23 426 040	11,47	23 456 040	13,76
M5	0,80	70	6,0	4,9	4,2	8	25	3	23 026 050	13,57	23 426 050	11,74	23 456 050	14,03
M6	1,00	80	6,0	4,9	5,0	10	30	3	23 026 060	15,78	23 426 060	11,93	23 456 060	18,06
M8	1,25	90	8,0	6,2	6,8	14	35	3	23 026 080	18,71	23 426 080	14,03	23 456 080	19,35
M10	1,50	100	10,0	8,0	8,5	16	39	3	23 026 100	23,57	23 426 100	16,88	23 456 100	26,69

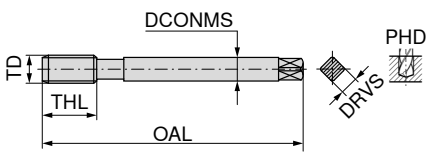

DIN 376 with reduced shank

	UNI	VA	VA
	C 2–3	C 2–3	C 2–3
	ISO 2 6H	ISO 2 6H	ISO 2 6H
	TiN		TiN
	POWDERSTEEL HSS-PM	POWDERSTEEL HSS-PM	POWDERSTEEL HSS-PM
	◁ 50° ≤ 1000 N/mm² ≤ 2,5xD	◁ 40° ≤ 1200 N/mm² ≤ 2,5xD	◁ 40° ≤ 1200 N/mm² ≤ 2,5xD

TD	TP	OAL	DCONMS	DRVS	PHD	THL	Flutes	Article no.	EUR	Article no.	EUR	Article no.	EUR
mm	mm	mm	mm	mm	mm	mm							
M12	1,75	110	9	7,0	10,2	18	4	23 027 120	27,79				
M12	1,75	110	9	7,0	10,2	18	3			23 427 120	27,88	23 457 120	38,15
M14	2,00	110	11	9,0	12,0	20	4	23 027 140	40,08	23 427 140	36,68		
M16	2,00	110	12	9,0	14,0	22	4	23 027 160	40,08				
M16	2,00	110	12	9,0	14,0	22	3			23 427 160	39,90	23 457 160	48,06
M20	2,50	140	16	12,0	17,5	25	3	23 027 200	45,86	23 427 200	59,43	23 457 200	95,40
M24	3,00	160	18	14,5	21,0	30	4			23 427 240	75,20		

Steel	**10-20**		
Stainless steel	**8-15**	**5-10**	**8-20**
Cast iron	**20-25**		
Non ferrous metals	**20-25**		
Heat resistant alloys			
Hardened materials			

We come full circle

Our recycling service

Our joint contribution for the good of the environment: we take back your carbide and process it appropriately. You receive a credit from us that you can redeem with your next tool purchase.

Customer Service Centre
Freephone: 1800 93 22 55

Ordering via the Online Shop
http://cuttingtools.ceratizit.com

Thread milling cutter

▲ Profile corrected
▲ Hard machining to Ø DC = 4 mm possible

SGF | IR/IL | ≤ 2xD | 60° | M

Ti500

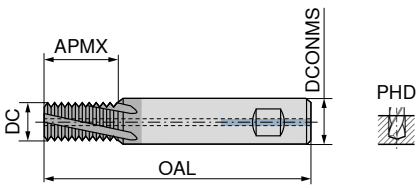

WNT \ Standard

HB Solid carbide

DC mm	Thread	TP mm	APMX mm	DCONMS h6 mm	OAL mm	ZEFP	PHD mm	Article no.	EUR
2,40	M3	0,50	6,5	4	42	2	2,50	54 800 030 1)	94,90
3,15	M4	0,70	9,0	6	55	3	3,30	54 800 040 2)	108,10
4,00	M5	0,80	11,0	6	55	3	4,20	54 800 050 2)	108,10
4,80	M6	1,00	13,0	6	55	3	5,00	54 800 060 2)	111,30
6,00	M8	1,25	18,0	6	60	3	6,75	54 800 080	119,10
8,00	M10	1,50	21,0	8	70	3	8,50	54 800 100	148,80
9,90	M12	1,75	26,0	10	75	4	10,25	54 800 120	170,90
11,60	M14	2,00	30,0	12	85	4	12,00	54 800 140	209,40
12,00	M16	2,00	34,0	12	85	4	14,00	54 800 160	215,00
14,00	M18	2,50	40,0	14	90	4	15,50	54 800 180	256,80
16,00	M20	2,50	42,0	16	90	4	17,50	54 800 200	262,30

Steel	●
Stainless steel	●
Cast iron	●
Non ferrous metals	●
Heat resistant alloys	●
Hardened materials	●

1) DIN 6535 HA Shank / Without Through Coolant
2) Without Through Coolant

Thread milling cutter

▲ Profile corrected
▲ Hard machining to Ø DC = 4 mm possible

SGF | IR/IL | ≤ 2xD | 60° | MF

Ti500

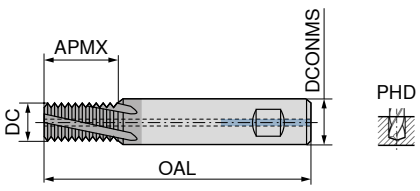

WNT \ Standard

HB Solid carbide

DC mm	Thread	TP mm	APMX mm	DCONMS h6 mm	OAL mm	ZEFP	PHD mm	Article no.	EUR
4,0	M5	0,50	11	6	55	3	4,50	54 802 050 1)	108,10
4,8	M6	0,75	13	6	55	3	5,25	54 802 060 1)	111,30
6,0	M8	1,00	18	6	60	3	7,00	54 802 080	119,10
8,0	M10	1,25	21	8	70	3	8,75	54 802 100	148,80
9,9	M12	1,50	26	10	75	4	10,50	54 802 122	170,90
9,9	M12	1,25	26	10	75	4	10,75	54 802 121	170,90
9,9	M12	1,00	26	10	75	4	11,00	54 802 120	170,90
11,6	M14	1,50	30	12	85	4	12,50	54 802 141	209,40
11,6	M14	1,00	30	12	85	4	13,00	54 802 140	209,40
12,0	M16	1,50	34	12	85	4	14,50	54 802 160	215,00
14,0	M18	1,50	40	14	90	4	16,50	54 802 180	256,80
16,0	M20	1,50	42	16	90	4	18,50	54 802 200	262,30

Steel	●
Stainless steel	●
Cast iron	●
Non ferrous metals	●
Heat resistant alloys	●
Hardened materials	●

1) DIN 6535 HA Shank / Without Through Coolant

Please Note: G, UNF, NPT, BSF, BSW, Pg and UN also available in the main catalogue.

Quick change tap chuck with length compensation

▲ With length compensation under tension and compression (LZD)

WNT \ Standard

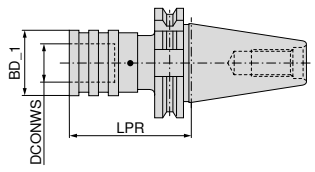

A

Adapter	cutting range	SZID	LPR mm	BD_1 mm	DCONWS mm	LZD± mm	Article no.	EUR
SK 30	M6 - M20	02	101	55	31	15	83 428 320	301,00
SK 30	M3 - M12	01	60	38	19	9	83 428 312	264,30
SK 40	M6 - M20	02	100	55	31	15	83 428 420	221,20
SK 40	M3 - M12	01	60	38	19	9	83 428 412	205,50
SK 50	M3 - M12	01	62	38	19	9	83 428 512	305,10
SK 50	M6 - M20	02	83	55	31	15	83 428 520	332,40

Quick change tap chuck with length compensation

▲ With length compensation under tension and compression (LZD)

WNT \ Standard

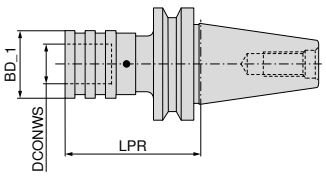

A

Adapter	cutting range	SZID	LPR mm	BD_1 mm	DCONWS mm	LZD± mm	Article no.	EUR
BT 30	M3 - M12	01	63	38	19	9	83 528 312	224,40
BT 30	M6 - M20	02	96	55	31	15	83 528 320	285,20
BT 40	M3 - M12	01	68	38	19	9	83 528 412	179,40
BT 40	M6 - M20	02	93	55	31	15	83 528 420	189,80
BT 50	M3 - M12	01	80	38	19	9	83 528 512	303,00
BT 50	M6 - M20	02	102	55	31	15	83 528 520	349,10

Quick change tap adapter

▲ Normal version without overload clutch
▲ For mounting taps
▲ For right-hand and left-hand threads

WNT \ Standard

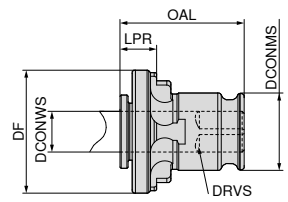

A

SZID	DCONWS mm	DRVS mm	DIN 371	DIN 374 / 376	DF mm	DCONMS mm	OAL mm	LPR mm	Article no.	EUR
01	3,5	2,7	M3		30	19	28,5	7	83 610 100	20,55
01	4,5	3,4	M4		30	19	28,5	7	83 610 101	20,55
01	4,0	3,0	M3,5		30	19	28,5	7	83 610 102	20,55
01	2,8	2,1	M2 - M2,6		30	19	28,5	7	83 610 103	20,55
01	5,5	4,3		M7	30	19	28,5	7	83 610 104	20,55
01	6,0	4,9	M4,5 - M6	M8	30	19	28,5	7	83 610 105	20,55
01	7,0	5,5	M7	M10	30	19	28,5	7	83 610 106	20,55
01	8,0	6,2	M8	M11	30	19	28,5	7	83 610 107	20,55
01	9,0	7,0	M9	M12	30	19	28,5	7	83 610 108	20,55
01	10,0	8,0	M10		30	19	28,5	7	83 610 109	20,55
01	11,0	9,0		M14	30	19	28,5	7	83 610 110	20,55
02	6,0	4,9	M4,5 - M6		46	31	46,0	11	83 610 200	28,41
02	7,0	5,5	M7		46	31	46,0	11	83 610 201	28,41
02	8,0	6,2	M8		46	31	46,0	11	83 610 202	28,41
02	9,0	7,0	M9		46	31	46,0	11	83 610 203	28,41
02	10,0	8,0	M10		46	31	46,0	11	83 610 204	28,41
02	11,0	9,0		M14	46	31	46,0	11	83 610 205	28,41
02	12,0	9,0		M16	46	31	46,0	11	83 610 206	28,41
02	14,0	11,0		M18	46	31	46,0	11	83 610 207	28,41
02	16,0	12,0		M20	46	31	46,0	11	83 610 208	28,41
02	18,0	14,5		M22 - M24	46	31	46,0	11	83 610 209	28,41

Right hand external thread turning insert

- Full profile
- CCN7525 grade with sintered chip breaker for universal application

M | MF | 60°

CWN1525 | HCN2525 | CCN7525

WNT \ Performance

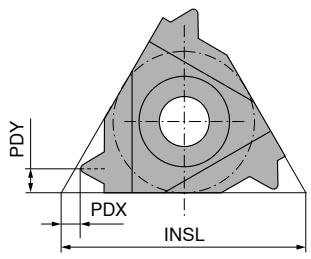





Designation	TP	INSL	PDX	PDY	ER Article no.	EUR	ER Article no.	EUR	ER Article no.	EUR
	mm	mm	mm	mm						
16 ER 0,35	0,35	16	0,8	0,4			71 220 734	15,36		
16 ER 0,4	0,40	16	0,7	0,4			71 220 736	15,36		
16 ER 0,5	0,50	16	0,6	0,6	71 220 140	10,60	71 220 740	11,65	71 220 940	11,65
16 ER 0,7	0,70	16	0,6	0,6	71 220 141	11,35	71 220 741	12,33		
16 ER 0,75	0,75	16	0,6	0,6	71 220 142	10,60	71 220 742	11,65	71 220 942	11,65
16 ER 0,8	0,80	16	0,6	0,6	71 220 143	10,60	71 220 743	11,65	71 220 943	11,65
16 ER 1,0	1,00	16	0,7	0,7	71 220 144	10,22	71 220 744	11,35	71 220 944	11,35
16 ER 1,25	1,25	16	0,8	0,9	71 220 146	10,22	71 220 746	11,35	71 220 946	11,35
16 ER 1,5	1,50	16	0,8	1,0	71 220 148	10,22	71 220 748	11,35	71 220 948	11,35
16 ER 1,75	1,75	16	0,9	1,2	71 220 150	10,22	71 220 750	11,35		
16 ER 2,0	2,00	16	1,0	1,3	71 220 152	10,22	71 220 752	11,35	71 220 952	11,35
16 ER 2,5	2,50	16	1,1	1,5	71 220 154	10,22	71 220 754	11,35	71 220 954	11,35
16 ER 3,0	3,00	16	1,2	1,6	71 220 156	10,22	71 220 756	11,35	71 220 956	11,35
22 ER 3,5	3,50	22	1,6	2,3	71 220 170	15,89	71 220 770	17,48		
22 ER 4,0	4,00	22	1,6	2,3	71 220 172	16,72	71 220 772	18,08		
22 ER 4,5	4,50	22	1,7	2,4	71 220 174	17,93	71 220 774	19,52		
22 ER 5,0	5,00	22	1,7	2,5	71 220 176	17,93	71 220 776	19,52		
22 ER 5,5	5,50	22	1,7	2,6	71 220 178	17,93				
22 ER 6,0	6,00	22	1,9	2,7	71 220 180	17,93	71 220 780	19,52		

BSW | 55°





Designation	TPI	INSL	PDX	PDY	ER Article no.	EUR	ER Article no.	EUR	ER Article no.	EUR
	1/"	mm	mm	mm						
16 ER 11	11	16	1,1	1,5	71 228 166	11,81	71 228 766	13,02	71 228 966	13,02
16 ER 12	12	16	1,1	1,4	71 228 164	14,60	71 228 764	15,66		
16 ER 14	14	16	1,0	1,2	71 228 162	11,81	71 228 762	13,02	71 228 962	13,02
16 ER 16	16	16	0,9	1,1	71 228 160	14,60	71 228 760	15,66		
16 ER 19	19	16	0,8	1,0	71 228 156	11,81	71 228 756	13,02	71 228 956	13,02
16 ER 20	20	16	0,8	0,9			71 228 754	16,04		
16 ER 26	26	16	0,7	0,7			71 228 748	16,04		
16 ER 28	28	16	0,6	0,7	71 228 146	13,16	71 228 746	14,38		

UN | UNC | UNEF | UNF | 60°





Designation	TPI	INSL	PDX	PDY	ER Article no.	EUR	ER Article no.	EUR	ER Article no.	EUR
	1/"	mm	mm	mm						
16 ER 8	8	16	1,1	1,5	71 264 174	14,98				
16 ER 8	8	16	1,1	1,1					71 264 974	16,04
16 ER 11	11	16	1,1	1,5	71 264 168	14,98				
16 ER 12	12	16	1,1	1,4	71 264 164	13,16	71 264 764	14,38		
16 ER 14	14	16	1,0	1,2	71 264 160	13,16	71 264 760	14,38		
16 ER 16	16	16	0,9	1,1	71 264 158	12,57	71 264 758	13,78	71 264 958	13,78
16 ER 18	18	16	0,8	1,0	71 264 156	13,16	71 264 756	14,38		
16 ER 20	20	16	0,8	0,9	71 264 154	12,57	71 264 754	13,78	71 264 954	13,78
16 ER 24	24	16	0,7	0,8	71 264 152	13,16	71 264 752	14,38		
16 ER 28	28	16	0,6	0,7			71 264 748	15,66		
16 ER 32	32	16	0,6	0,6			71 264 746	16,87		

Steel	●	○	●
Stainless steel	○	●	●
Cast iron	●	○	●
Non ferrous metals	●	○	○
Heat resistant alloys		○	●

Customer Service Centre
Freephone: 1800 93 22 55

Ordering via the Online Shop
http://cuttingtools.ceratizit.com

FreeTurn

Be part of the
FreeTurn generation!

Multi-award-winning:

MM MaschinenMarkt AWARD zur AMB 2018

BEST OF INDUSTRY AWARD

High Dynamic Turning (HDT)

With High Dynamic Turning, HDT for short, and the dynamic FreeTurn turning tools, CERATIZIT is turning the conventional method of turning completely on its head. All familiar turning operations such as roughing, finishing, contour turning, facing and longitudinal turning can now be completed using just one tool.

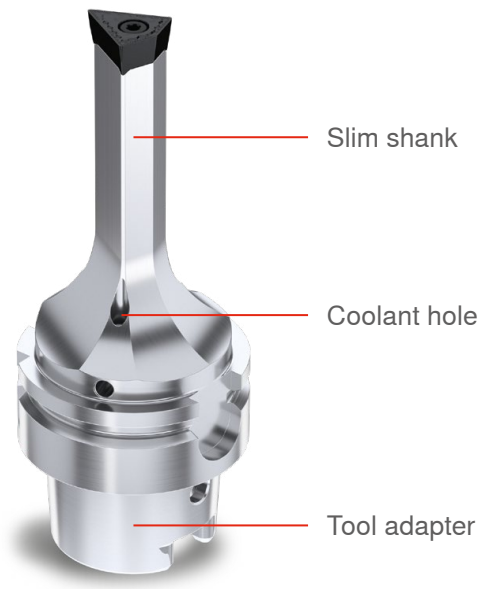

Conventional application: **5 tools**

Application with FreeTurn: **1 tool**

Productivity

- Almost all workpiece contours can be machined
- 40 % higher feed rate value
- Up to 90 % fewer empty runs
- Adjustable feed rates during the process
- Improved surface quality thanks to ideal adjustment of the approach angle
- The versatility of the FreeTurn means fewer tool changes
- Fewer tool spaces required in the machine

Flexibility

- Turning with just one tool
- Huge savings on tool types
- No tool changes = huge time savings
- Indexable inserts with up to three ISO geometries can be used on one holder
- An indexable insert with multiple cutters can consist of different point angles, flanging radii, chip breakers, coatings and cutting materials and can be customised for use.



Time comparison

Material 42CrMo4

Dynamic cutting parameters in the process based on catalogue cutting data

Roughing



Finishing



Conventional production
Conventional production time for a single part with six different tools

= 3:32 minutes

Production with FreeTurn
Production time for a single part with the HDT

= 2:50 minutes

25 %
Time savings

Follow our video: A time comparison between conventional machining and the HDT. You'll be amazed!

FT15 . 808055...

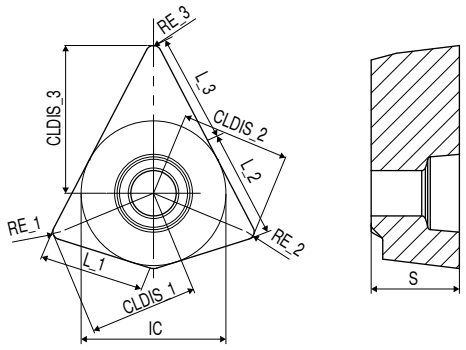

Designation	IC	CLDIS_1	L_1	CLDIS_2	L_2	CLDIS_3	L_3	S
	mm	mm	mm	mm	mm	mm	mm	mm
FT15 M 808055R080804-MMF	15	11,22	10,8	11,22	11,4	15,78	11,4	9,14
FT15 M 808055R08-MMF	15	11,22	10,8	11,22	11,2	15,31	11,2	9,14
FT15 M 808055R121208-MMF	15	11,00	10,7	11,00	11,2	15,31	11,2	9,14

FT15 . 808055...

CERATIZIT \ Performance

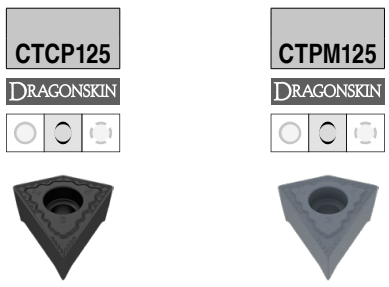

ISO	RE_1	RE_2	RE_3	M M F NEW Article no.	EUR	M M F NEW Article no.	EUR
	mm	mm	mm				
FT15 M 808055R080804-MMF	0,8	0,8	0,4	74 003 00400	17,22		
FT15 M 808055R08-MMF	0,8	0,8	0,8	74 003 00200	17,22	74 003 10200	17,22
FT15 M 808055R121208-MMF	1,2	1,2	0,8	74 003 00600	17,22		

Steel	●	○
Stainless steel	○	●
Cast iron	○	
Non ferrous metals		
Heat resistant alloys		

FT15 . 353535...

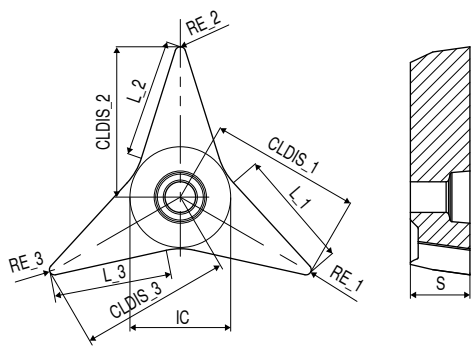

Designation	IC	CLDIS_1	L_1	CLDIS_2	L_2	CLDIS_3	L_3	S
	mm	mm	mm	mm	mm	mm	mm	mm
FT15 G 353535R04-28P	15	24,01	16,1	24,01	16,1	24,01	16,1	9,14
FT15 G 353535R08-28P	15	23,08	15,2	23,08	15,2	23,08	15,2	9,14

FT15 . 353535...

CERATIZIT \ Performance

ISO	RE_1	RE_2	RE_3	F F F NEW Article no.	EUR
	mm	mm	mm		
FT15 G 353535R04-28P	0,4	0,4	0,4	74 001 20200	28,78
FT15 G 353535R08-28P	0,8	0,8	0,8	74 001 20400	28,78

Steel	
Stainless steel	
Cast iron	
Non ferrous metals	●
Heat resistant alloys	

FT15 . 555555...

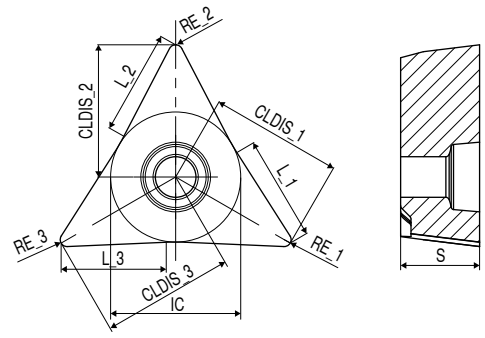

Designation	IC	CLDIS_1	L_1	CLDIS_2	L_2	CLDIS_3	L_3	S
	mm	mm	mm	mm	mm	mm	mm	mm
FT15 M 555555R04-FFF	15	15,78	12,6	15,78	12,6	15,78	12,6	9,14
FT15 M 555555R08-FFF	15	15,31	12,3	15,31	12,3	15,31	12,3	9,14

FT15 . 555555...

CERATIZIT \ Performance

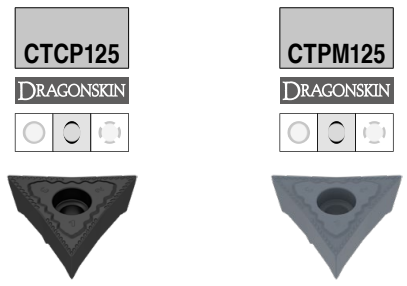

ISO	RE_1	RE_2	RE_3	F F F NEW Article no.	EUR	F F F NEW Article no.	EUR
	mm	mm	mm				
FT15 M 555555R04-FFF	0,4	0,4	0,4	74 002 00200	14,82		
FT15 M 555555R08-FFF	0,8	0,8	0,8	74 002 00400	14,82	74 002 10400	14,82

Steel	●	○
Stainless steel	○	●
Cast iron	○	
Non ferrous metals		
Heat resistant alloys		

FT17 . 808080...

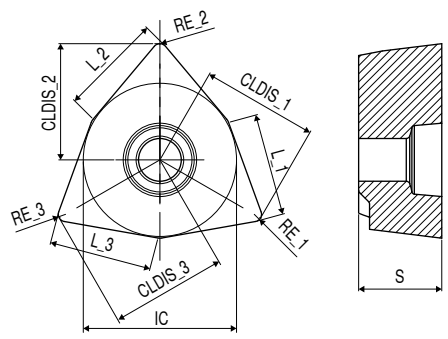

Designation	IC	CLDIS_1	L_1	CLDIS_2	L_2	CLDIS_3	L_3	S
	mm	mm	mm	mm	mm	mm	mm	mm
FT17 M 808080R04-MMM	17	13,00	11,3	13,00	11,3	13,00	11,3	9,14
FT17 M 808080R08-MMM	17	12,78	11,3	12,78	11,3	12,78	11,3	9,14
FT17 M 808080R12-MMM	17	12,56	11,2	12,56	11,2	12,56	11,2	9,14

FT17 . 808080...

CERATIZIT \ Performance

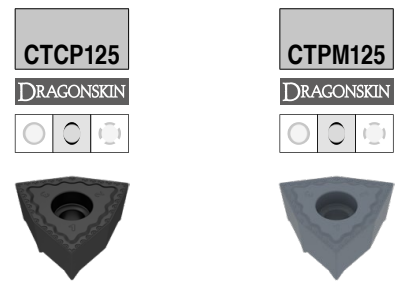

ISO	RE_1	RE_2	RE_3	M M M NEW Article no.	EUR	M M M NEW Article no.	EUR
	mm	mm	mm				
FT17 M 808080R04-MMM	0,4	0,4	0,4	74 000 00200	19,88		
FT17 M 808080R08-MMM	0,8	0,8	0,8	74 000 00400	19,88	74 000 10400	19,88
FT17 M 808080R12-MMM	1,2	1,2	1,2	74 000 00600	19,88		

Steel	●	○
Stainless steel	○	●
Cast iron	○	
Non ferrous metals		
Heat resistant alloys		

Customer Service Centre
Freephone: 1800 93 22 55

Ordering via the Online Shop
http://cuttingtools.ceratizit.com

FreeTurn – HSK-T tool holder FT15

- Tool holder for FreeTurn indexable insert
- DirectCooling coolant supply

CERATIZIT \ Performance

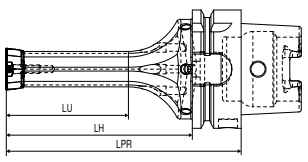

Figures show version FT15 . 808055...

ISO designation	Adapter	LPR	LH	LU	Insert	NEW Article no.	EUR
		mm	mm	mm			
HSK-T63-100-FT15 353535	HSK-T 63	100	74	40	FT15 . 353535...	74 700 00137	531,05
HSK-T63-100-FT15 555555	HSK-T 63	100	74	40	FT15 . 555555...	74 700 00337	531,05
HSK-T63-100-FT15 808055	HSK-T 63	100	74	40	FT15 . 808055...	74 700 00537	531,05
HSK-T63-125-FT15 353535	HSK-T 63	125	99	65	FT15 . 353535...	74 700 00237	540,55
HSK-T63-125-FT15 555555	HSK-T 63	125	99	65	FT15 . 555555...	74 700 00437	540,55
HSK-T63-125-FT15 808055	HSK-T 63	125	99	65	FT15 . 808055...	74 700 00637	540,55

FreeTurn – PSC tool holder FT15

- Tool holder for FreeTurn indexable insert
- DirectCooling coolant supply

CERATIZIT \ Performance

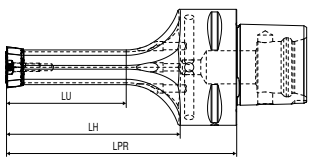

Figures show version FT15 . 808055...

ISO designation	Adapter	LPR	LH	LU	Insert	NEW Article no.	EUR
		mm	mm	mm			
PSC-63-100-FT15 353535	PSC 63	100	69,4	40	FT15 . 353535...	74 700 00193	616,55
PSC-63-100-FT15 555555	PSC 63	100	69,6	40	FT15 . 555555...	74 700 00393	616,55
PSC-63-100-FT15 808055	PSC 63	100	69,3	40	FT15 . 808055...	74 700 00593	616,55
PSC-63-125-FT15 353535	PSC 63	125	94,4	65	FT15 . 353535...	74 700 00293	626,05
PSC-63-125-FT15 555555	PSC 63	125	94,6	65	FT15 . 555555...	74 700 00493	626,05
PSC-63-125-FT15 808055	PSC 63	125	94,3	65	FT15 . 808055...	74 700 00693	626,05

FreeTurn – HSK-T tool holder FT17

- Tool holder for FreeTurn indexable insert
- DirectCooling coolant supply

CERATIZIT \ Performance

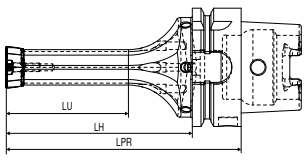

ISO designation	Adapter	LPR	LH	LU	Insert	NEW Article no.	EUR
		mm	mm	mm			
HSK-T63-100-FT17 808080	HSK-T 63	100	74	40	FT17 . 808080...	74 701 00737	531,05
HSK-T63-125-FT17 808080	HSK-T 63	125	99	65	FT17 . 808080...	74 701 00837	540,55

FreeTurn – PSC tool holder FT17

- Tool holder for FreeTurn indexable insert
- DirectCooling coolant supply

CERATIZIT \ Performance

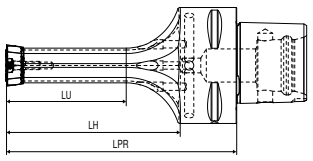

ISO designation	Adapter	LPR	LH	LU	Insert	NEW Article no.	EUR
		mm	mm	mm			
PSC-63-100-FT17 808080	PSC 63	100	69,3	40	FT17 . 808080...	74 701 00793	616,55
PSC-63-125-FT17 808080	PSC 63	125	94,3	65	FT17 . 808080...	74 701 00893	626,05

Clamping screw

Spare parts

Adapter		Article no. EUR	
HSK-T 63 + PSC	M4,5x18 - IP	7,73	70 950 25900

Cutting data standard values

	Index	Material	Strength N/mm² / HB / HRC	F DRAGONSKIN CTCP125 v_c in m/min	F DRAGONSKIN CTPM125 v_c in m/min	M DRAGONSKIN CTCP125 v_c in m/min	M DRAGONSKIN CTPM125 v_c in m/min	-28P DRAGONSKIN H216T v_c in m/min
P	1.1	General construction steel	< 800 N/mm²	**200–270**	120–260	**200–260**	120–250	
P	1.2	Free cutting steel	< 800 N/mm²	**230–280**	130–220	**230–280**	120–220	
P	1.3	Hardened steel, non alloyed	< 800 N/mm²	**240–290**	130–250	**240–290**	120–250	
P	1.4	Alloyed hardened steel	< 1000 N/mm²	**200–270**	130–220	**200–250**	130–200	
P	1.5	Tempering steel, unalloyed	< 850 N/mm²	**220–260**	100–180	**210–250**	100–170	
P	1.6	Tempering steel, unalloyed	< 1000 N/mm²	**210–250**	100–180	**190–240**	100–170	
P	1.7	Tempering steel, alloyed	< 800 N/mm²	**210–280**	60–180	**200–270**	50– 160	
P	1.8	Tempering steel, alloyed	< 1300 N/mm²	**190–240**	60–180	**180–230**	50– 160	
P	1.9	Steel castings	< 850 N/mm²	**170–240**	80–180	**160–220**	60– 160	
P	1.10	Nitriding steel	< 1000 N/mm²	**180–240**	100–180	**180–230**	100–180	
P	1.11	Nitriding steel	< 1200 N/mm²	**170–240**	100–180	**170–240**	80–180	
P	1.12	Roller bearing steel	< 1200 N/mm²	**200–270**	80–180	**190–260**	70–170	
P	1.13	Spring steel	< 1200 N/mm²	**170–240**	60–180	**170–230**	60–170	
P	1.14	High-speed steel	< 1300 N/mm²	**180–230**	80–180	**170–210**	70–160	
P	1.15	Cold working tool steel	< 1300 N/mm²	**150–230**	80–150	**130–220**	60–120	
P	1.16	Hot working tool steel	< 1300 N/mm²	**140–220**	80–150	**130–220**	60–120	
M	2.1	Cast steel and sulphured stainless steel	< 850 N/mm²	200–280	**200–280**	200–280	**120–280**	
M	2.2	Stainless steel, ferritic	< 750 N/mm²	200–280	**200–280**	200–280	**120–280**	
M	2.3	Stainless steel, martensitic	< 900 N/mm²	190–260	**190–260**	190–260	**120–260**	
M	2.4	Stainless steel, ferritic / martensitic	<1100 N/mm²	190–240	**190–240**	190–240	**120–240**	
M	2.5	Stainless steel, austenitic / ferritic	< 850 N/mm²		**100–220**		**100–220**	
M	2.6	Stainless steel, austenitic	< 750 N/mm²		**100–220**		**100–220**	
M	2.7	Heat resistant steel	< 1100 N/mm²		**40–100**		**40–100**	
K	3.1	Grey cast iron with lamellar graphite	100–350 N/mm²	200–260		120–210		
K	3.2	Grey cast iron with lamellar graphite	300–500 N/mm²	190–250		160–200		
K	3.3	Gray cast iron with spheroidal graphite	300–500 N/mm²	170–240		150–200		
K	3.4	Gray cast iron with spheroidal graphite	500–900 N/mm²	140–190		130–190		
K	3.5	White malleable cast iron	270–450 N/mm²	240–290		160–230		
K	3.6	White malleable cast iron	500–650 N/mm²	170–290		150–210		
K	3.7	Black malleable cast iron	300–450 N/mm²	240–290		160–230		
K	3.8	Black malleable cast iron	500–800 N/mm²	170–290		150–210		
N	4.1	Aluminium (non alloyed, low alloyed)	< 350 N/mm²					**300–2500**
N	4.2	Aluminium alloys < 0.5 % Si	< 500 N/mm²					**200–2000**
N	4.3	Aluminium alloy 0.5–10 % Si	< 400 N/mm²					**400–1500**
N	4.4	Aluminium alloys 10–15 % Si	< 400 N/mm²					**400–1500**
N	4.5	Aluminum alloys > 15 % Si	< 400 N/mm²					**200–800**
N	4.6	Copper (non alloyed, low alloyed)	< 350 N/mm²					**150–300**
N	4.7	Copper wrought alloys	< 700 N/mm²					**150–400**
N	4.8	Special copper alloys	< 200 HB					**150–400**
N	4.9	Special copper alloys	< 300 HB					**150–400**
N	4.10	Special copper alloys	> 300 HB					**150–400**
N	4.11	Short-chipping brass, bronze, red bronze	< 600 N/mm²					**200–600**
N	4.12	Long-chipping brass	< 600 N/mm²					**150–400**
N	4.13	Thermoplastics						**100–200**
N	4.14	Duroplastics						**80–180**
N	4.15	Fibre-reinforced plastics						**60–150**
N	4.16	Magnesium and magnesium alloys	< 850 N/mm²					
N	4.17	Graphite						
N	4.18	Tungsten and tungsten alloys						
N	4.19	Molybdenum and molybdenum alloys						**100–140**

-F

RE	f min.	f Recom-mended	f max.	a_p min.	a_p Recom-mended	a_p max.
mm		mm/rev.			mm	
0,4	0,07	**0,15**	0,22	0,2	**1**	2
0,8	0,1	**0,2**	0,3	0,4	**1,4**	2,6
1,2						

-M

RE	f min.	f Recom-mended	f max.	a_p min.	a_p Recom-mended	a_p max.
mm		mm/rev.			mm	
0,4	0,1	**0,17**	0,25	0,3	**1,3**	2,5
0,8	0,15	**0,25**	0,4	0,5	**2**	3,2
1,2	0,17	**0,3**	0,5	0,5	**2,5**	3,5

-M

RE	f min.	f Recom-mended	f max.	a_p min.	a_p Recom-mended	a_p max.
mm		mm/rev.			mm	
0,4	0,1	**0,15**	0,22	0,3	**1,3**	2,5
0,8	0,15	**0,22**	0,35	0,5	**2**	3,2
1,2	0,17	**0,25**	0,4	0,5	**2,5**	3,5

-F

RE	f min.	f Recom-mended	f max.	a_p min.	a_p Recom-mended	a_p max.
mm		mm/rev.			mm	
0,4	0,07	**0,12**	0,2	0,2	**1**	2
0,8	0,1	**0,17**	0,27	0,4	**1,4**	2,6
1,2						

-28P

RE	f min.	f Recom-mended	f max.	a_p min.	a_p Recom-mended	a_p max.
mm		mm/rev.			mm	
0,4	0,07	**0,15**	0,25	0,3	**1,5**	3,5
0,8	0,15	**0,25**	0,4	0,5	**2**	3,5
1,2						

Correction Factor

Feedrate f [mm/U] should be multiplied by correction factor f_k

Approach angle	Correction Factor
◁	f_k
95° – 120°	0,90
85° – 95°	1,00
85° – 65°	1,10
65° – 30°	1,20

The cutting data depends extremely on the external conditions, e.g. stability of the tool and tool clamping, material and machine type.
The indicated values are possible cutting data which have to be increased or reduced according to the application conditions.

X7-Line

Grade description

CTP X7 10/15

Degree of hardness

10	ISO 10
15	ISO 15
...	

Main application – material

P	Steel
M	Stainless steel
K	Cast iron
N	Light and non ferrous metals
S	Super alloys, titanium
H	Hard materials
X	**Universal application**

Application

1	Turning
2	Milling
3	Grooving
4	Drilling
5	Thread turning
6	Others
7	Multiple procedures*

Universal application range

P M K N S

*In future multiple procedures possible
turning | grooving | milling

Further information on the product can be found in the UP2DATE January catalogue on page 28–43

CNMG / DNMG / VNMG / WNMG

Designation	L	S	D1	IC
	mm	mm	mm	mm
CNMG 1204..	12,9	4,76	5,16	12,70
DNMG 1504..	15,5	4,76	5,16	12,70
DNMG 1506..	15,5	6,35	5,16	12,70
VNMG 1604..	16,6	4,76	3,81	9,52
WNMG 0804..	8,6	4,76	5,16	12,70

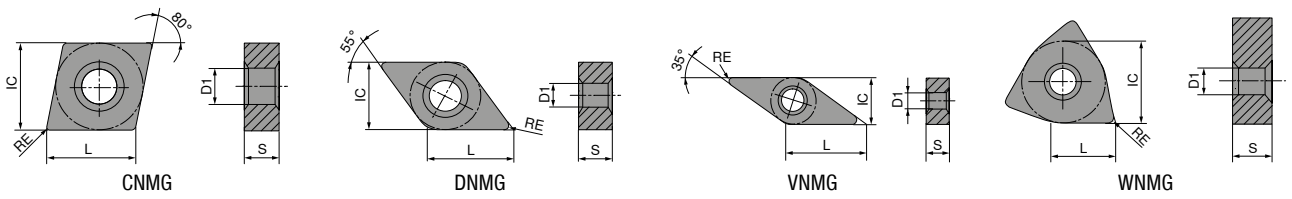

CNMG

CERATIZIT \ Performance

-M34 CTPX710

DRAGONSKIN

ISO	RE mm	M NEW Article no.	EUR
120404EN	0,4	75 003 62800	11,08
120408EN	0,8	75 003 63000	11,08
120412EN	1,2	75 003 63200	11,08
120416EN	1,6	75 003 63400	11,08

Steel	●
Stainless steel	●
Cast iron	○
Non ferrous metals	○
Heat resistant alloys	●

VNMG

CERATIZIT \ Performance

-M34 CTPX710

DRAGONSKIN

ISO	RE mm	M NEW Article no.	EUR
160404EN	0,4	75 009 61600	19,02
160408EN	0,8	75 009 61800	19,02
160412EN	1,2	75 009 62000	19,02

Steel	●
Stainless steel	●
Cast iron	○
Non ferrous metals	○
Heat resistant alloys	●

DNMG

CERATIZIT \ Performance

-M34 CTPX710

DRAGONSKIN



ISO	RE mm	M NEW Article no.	EUR
150404EN	0,4	75 004 61600	15,29
150408EN	0,8	75 004 61800	15,29
150412EN	1,2	75 004 62000	15,29
150608EN	0,8	75 004 63000	16,61
150612EN	1,2	75 004 63200	16,61

Steel	●
Stainless steel	●
Cast iron	○
Non ferrous metals	○
Heat resistant alloys	●

WNMG

CERATIZIT \ Performance

-M34 CTPX710

DRAGONSKIN



ISO	RE mm	M NEW Article no.	EUR
080408EN	0,8	75 008 61800	13,19
080412EN	1,2	75 008 62000	13,19

Steel	●
Stainless steel	●
Cast iron	○
Non ferrous metals	○
Heat resistant alloys	●

Customer Service Centre
Freephone: 1800 93 22 55

Ordering via the Online Shop
http://cuttingtools.ceratizit.com

CCGT / DCGT / VCGT

Designation	L	S	D1	IC
	mm	mm	mm	mm
CCGT 0602..	6,40	2,38	2,8	6,35
CCGT 09T3..	9,70	3,97	4,4	9,52
CCGT 1204..	12,90	4,76	5,5	12,70
DCGT 0702..	7,75	2,38	2,8	6,35
DCGT 11T3..	11,60	3,97	4,4	9,52
VCGT 1103..	11,10	3,18	2,9	6,35
VCGT 1604..	16,60	4,76	4,4	9,52
VCGT 2205..	22,10	5,56	5,5	12,70

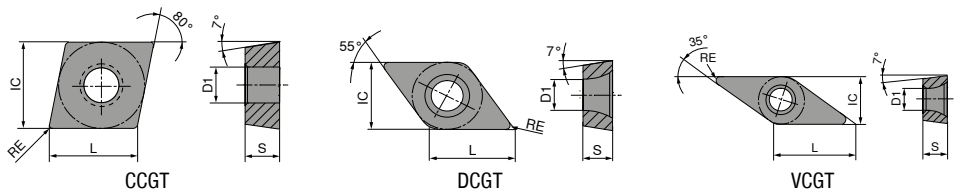

CCGT

CERATIZIT \ Performance

ISO	RE mm	-27 CTPX715 DRAGONSKIN M NEW Article no.	EUR	-25Q CTPX710 DRAGONSKIN M NEW Article no.	EUR	-25P CTPX710 DRAGONSKIN M NEW Article no.	EUR
060202FN	0,2	70 254 80200	13,10			70 248 70200	13,57
060204FN	0,4	70 254 80400	13,10	70 248 75400	16,38	70 248 70400	13,57
09T302FN	0,2	70 254 81400	13,57			70 248 71400	14,51
09T304FN	0,4	70 254 81600	13,57	70 248 76600	16,85	70 248 71600	14,51
09T308FN	0,8	70 254 81800	13,57	70 248 76800	16,85	70 248 71800	14,51
120402FN	0,2	70 254 82600	16,38				
120404FN	0,4	70 254 82800	16,38	70 248 77800	18,81	70 248 72800	17,32
120408FN	0,8	70 254 83000	16,38	70 248 78000	18,81	70 248 73000	17,32
Steel		●		●		●	
Stainless steel		●		●		●	
Cast iron		○		○		○	
Non ferrous metals		●		●		●	
Heat resistant alloys		●		●		●	

DCGT

CERATIZIT \ Performance

ISO	RE mm	-27 CTPX715 DRAGONSKIN M NEW Article no.	EUR	-25Q CTPX710 DRAGONSKIN M NEW Article no.	EUR	-25P CTPX710 DRAGONSKIN M NEW Article no.	EUR
070202FN	0,2	70 260 80200	12,26			70 263 70200	13,01
070204FN	0,4	70 260 80400	12,26			70 263 70400	13,01
11T302FN	0,2	70 260 81400	14,51			70 263 71400	15,07
11T304FL	0,4			70 263 75700	17,32		
11T304FN	0,4	70 260 81600	14,51	70 263 75600	17,32	70 263 71600	15,07
11T304FR	0,4			70 263 75800	17,32		
11T308FN	0,8	70 260 81800	14,51	70 263 76000	17,32	70 263 71800	15,07
Steel		●		●		●	
Stainless steel		●		●		●	
Cast iron		○		○		○	
Non ferrous metals		●		●		●	
Heat resistant alloys		●		●		●	

VCGT

CERATIZIT \ Performance

ISO	RE mm	-25P CTPX710 DRAGONSKIN M NEW Article no.	EUR	-27 CTPX715 DRAGONSKIN M NEW Article no.	EUR
110302FN	0,2	70 282 71400	17,87	70 280 81400	17,60
110304FN	0,4	70 282 71600	17,87	70 280 81600	17,60
160404FN	0,4	70 282 72800	21,72	70 280 82800	20,07
160408FN	0,8	70 282 73000	21,72	70 280 83000	20,87
160412FN	1,2	70 282 73200	21,72		
220530FN	3,0	70 282 75000	29,30		
Steel		●		●	
Stainless steel		●		●	
Cast iron		○		○	
Non ferrous metals		●		●	
Heat resistant alloys		●		●	

CERATIZIT -M36 (-XU) chip breaker

The -M36 (-XU) chip breaker is for close contour machining and general turning with varying depth of cut ideally up to light roughing and covers a very large machining range.
In Europe-wide market testing the -M36 (-XU) showed itself as a problem solver for materials and applications where perfect chip breaking is required.
The -M36 (-XU) focus is on long chipping materials and guarantees highest process reliability.

Advantages/Benefits

- Optimum process reliability for turning centers and unmanned production
- Secure transport of chips and small space requirement for swarf
- Reduced downtime and tooling costs
- Minimized risk of injury from stringing swarf

Field test reports

Steel CK60 1.1221 AISt 1060

Competitor



v_c = 160 m/min
a_p = 5.0 mm
f = 0.35 mm/U

CERATIZIT Dragonskin CTCP125 (HCX1125) -M36 (-XU)



v_c = 160 m/min
a_p = 5.0 mm
f = 0.35 mm/U

Application

- Finishing to light roughing
- Steel
- Universal chip breaker
- Low cutting forces
- Ideally suited to general turning
- Draw turning
- For chip breaking problems

Turning guide (Main catalogue 2019)

Cutting Data	144–159	Chip breakers	168–175
ISO designation system	178–183	Grade overview and description	186+187

CNMG / DNMG / VNMG / WNMG

Designation	L	S	D1	IC
	mm	mm	mm	mm
CNMG 1204..	12,9	4,76	5,16	12,70
DNMG 1506..	15,5	6,35	5,16	12,70
VNMG 1604..	16,6	4,76	3,81	9,52
WNMG 0804..	8,6	4,76	5,16	12,70

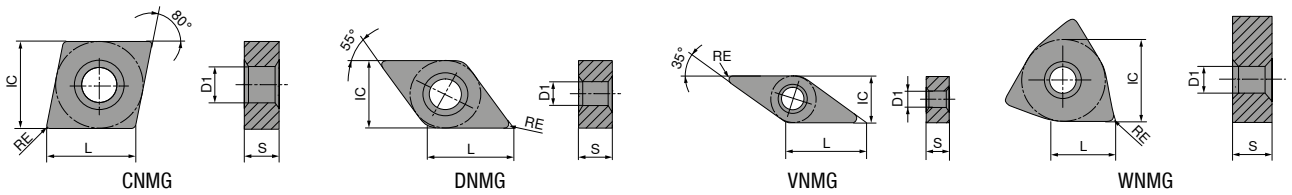

CNMG

CERATIZIT \ Performance

ISO	RE mm	-M36 CTCP115 -XU HCX1115 M Article no.	EUR	-M36 CTCP125 -XU HCX1125 M Article no.	EUR
120404EN	0,4	76 290 328	10,31	76 290 528	10,31
120408EN	0,8	76 290 330	10,31	76 290 530	10,31
120412EN	1,2	76 290 332	10,31	76 290 532	10,31
Steel		●		●	
Stainless steel		○		○	
Cast iron		○		○	
Non ferrous metals					
Heat resistant alloys					

VNMG

CERATIZIT \ Performance

ISO	RE mm	-M36 CTCP115 -XU HCX1115 M Article no.	EUR	-M36 CTCP125 -XU HCX1125 M Article no.	EUR
160404EN	0,4	76 294 316	18,49	76 294 516	18,49
160408EN	0,8	76 294 318	18,49	76 294 518	18,49
Steel		●		●	
Stainless steel		○		○	
Cast iron		○		○	
Non ferrous metals					
Heat resistant alloys					

DNMG

CERATIZIT \ Performance

ISO	RE mm	-M36 CTCP115 -XU HCX1115 M Article no.	EUR	-M36 CTCP125 -XU HCX1125 M Article no.	EUR
150604EN	0,4	76 291 328	14,40	76 291 528	14,40
150608EN	0,8	76 291 330	14,40	76 291 530	14,40
150612EN	1,2	76 291 332	14,40	76 291 532	14,40
Steel		●		●	
Stainless steel		○		○	
Cast iron		○		○	
Non ferrous metals					
Heat resistant alloys					

WNMG

CERATIZIT \ Performance

ISO	RE mm	-M36 CTCP115 -XU HCX1115 M Article no.	EUR	-M36 CTCP125 -XU HCX1125 M Article no.	EUR
080404EN	0,4	76 295 316	11,29	76 295 516	11,29
080408EN	0,8	76 295 318	11,29	76 295 518	11,29
080412EN	1,2	76 295 320	11,29	76 295 520	11,29
Steel		●		●	
Stainless steel		○		○	
Cast iron		○		○	
Non ferrous metals					
Heat resistant alloys					

Customer Service Centre
Freephone: 1800 93 22 55

Ordering via the Online Shop
http://cuttingtools.ceratizit.com

Unique multilayer coating ensures tremendous process safety

Mono-Layer Technology (TWC410)



The monolayer structure allows cracks to penetrate to the base substrate.

Multi-Layer Technology CTEP110 (DCC1110)



Due to the multilayer coating structure, the formation of cracks between the layers is stopped.

Turning Inserts – Cermet Grade CTEP110 (DCC1110)

The more powerful CTEP110 (DCC1110) grade replaces the TWC410 and TWC10 grades in our cermet range. The combination of the latest CVD coating technology and proven cermet substrate produces a very high wear resistance with unprecedented toughness. This offers significant advantages in terms of performance and service life of the inserts compared to the TWC410 and TWC10 grades.

Advantages/Benefits

- Combination of the proven cermet substrate and the latest PVD coating technology
- Unique multilayer nano coating
- Combines very high wear resistance and unprecedented toughness
- Optimized chip breakers

Turning guide (Main catalogue 2019)

Cutting Data	144–159	Chip breakers	168–175
ISO designation system	178–183	Grade overview and description	186+187

CCMT / CCGT / DCGT / DCMT

Designation	L	S	D1	IC
	mm	mm	mm	mm
CC.T 0602..	6,40	2,38	2,8	6,35
CC.T 09T3..	9,70	3,97	4,4	9,52
CCMT 1204..	12,90	4,76	5,5	12,70
DC.T 0702..	7,75	2,38	2,8	6,35
DC.T 11T3..	11,60	3,97	4,4	9,52

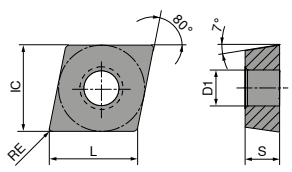

CCMT / CCGT

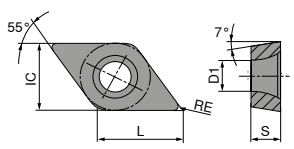

DCGT / DCMT

CCMT / CCGT

CERATIZIT \ Performance

ISO	RE mm	-CF55 CTEP110 -PF15 DCC1110 CCMT F Article no.	EUR	-CF05 CTEP110 -PF14 DCC1110 CCGT F Article no.	EUR
060202EN	0,2			76 247 002	12,47
060204EN	0,4	76 248 004	6,79	76 247 004	12,47
09T302EN	0,2			76 247 014	13,29
09T304EN	0,4	76 248 016	8,71	76 247 016	13,29
09T308EN	0,8	76 248 018	8,71	76 247 018	13,29
120404EN	0,4	76 248 028	12,29		
Steel		●		●	
Stainless steel		○		○	
Cast iron		○		○	
Non ferrous metals					
Heat resistant alloys					

DCGT / DCMT

CERATIZIT \ Performance

ISO	RE mm	-CF05 CTEP110 -PF14 DCC1110 DCGT F Article no.	EUR	-CF55 CTEP110 -PF15 DCC1110 DCMT F Article no.	EUR
070202EN	0,2	76 245 002	12,47	76 246 002	7,08
070204EN	0,4	76 245 004	12,47	76 246 004	7,08
11T302EN	0,2	76 245 014	16,52		
11T304EN	0,4	76 245 016	16,52	76 246 016	9,82
11T308EN	0,8	76 245 018	16,52	76 246 018	9,82
Steel		●		●	
Stainless steel		○		○	
Cast iron		○		○	
Non ferrous metals					
Heat resistant alloys					

There are no minimum order quantities

From single items to large orders!

No matter which tool you need, we promise you quick and uncomplicated delivery. Even if you only order one item! We do not have minimum order quantities.

The Original Multi Function Tool

The trend in machining is unmistakable: Workpieces are becoming increasingly complex and technically challenging. Production often requires a variety of tools, which can not be economically accomodated with the existing turret locations. The answer to this challenge from CERATIZIT is the multi-function tool EcoCut.

EcoCut guide (Main catalogue 2019)

Cutting Data	15–22	Chip breakers	23+24
Application information	25–29	Application and Grade Comparison	30+31

EcoCut – Adapter Mini

CERATIZIT \ Performance

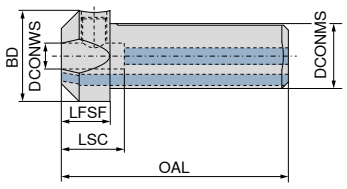

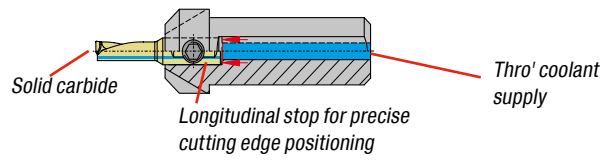

Designation	DCONWS	DCONMS	BD	OAL	LFSF	LSC	Article no.	
	mm	mm	mm	mm	mm	mm		EUR
EC-ADX16-04	4	16,00	22	59,0	14	18	70 800 716	179,36
EC-ADX12-04-E	4	19,05	25	63,5	14	18	70 800 719	179,36
EC-ADX20-04	4	20,00	25	64,0	14	18	70 800 720	179,36
EC-ADX16-06	6	16,00	22	59,0	14	18	70 800 976	169,92
EC-ADX12-06-E	6	19,05	25	63,5	14	18	70 800 986	169,92
EC-ADX20-06	6	20,00	25	64,0	14	18	70 800 996	169,92
EC-ADX16-08	8	16,00	22	59,0	14	18	70 800 978	169,92
EC-ADX12-08-E	8	19,05	25	63,5	14	18	70 800 988	169,92
EC-ADX20-08	8	20,00	25	64,0	14	18	70 800 998	169,92

EcoCut – Mini adapter with coolant connection thread

CERATIZIT \ Performance

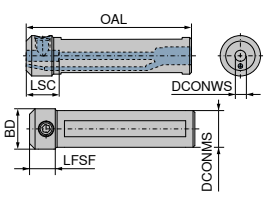

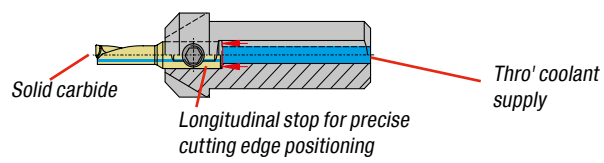

Designation	DCONWS	DCONMS	BD	OAL	LFSF	LSC	Thread	Article no.	
	mm	mm	mm	mm	mm	mm			EUR
ECA 16-04	4	16,00	20,0	75	14	18	G 1/8	70 801 716	95,76
ECA 0750-04	4	19,05	20,0	100	14	18	G 1/8	70 801 719	97,76
ECA 20-04	4	20,00	19,6	90	14	18	G 1/8	70 801 720	97,76
ECA 22-04	4	22,00	21,6	110	14	18	G 1/8	70 801 722	100,70
ECA 25-04	4	25,00	24,6	110	14	18	G 1/8	70 801 725	101,65
ECA 1000-04	4	25,40	25,0	110	14	18	G 1/8	70 801 726	101,65
ECA 16-06	6	16,00	22,0	75	14	18	G 1/8	70 801 816	90,72
ECA 0750-06	6	19,05	22,0	100	14	18	G 1/8	70 801 819	92,61
ECA 20-06	6	20,00	22,0	90	14	18	G 1/8	70 801 820	92,61
ECA 22-06	6	22,00	21,6	110	14	18	G 1/8	70 801 822	95,40
ECA 25-06	6	25,00	24,6	110	14	18	G 1/8	70 801 825	96,30
ECA 1000-06	6	25,40	25,0	110	14	18	G 1/8	70 801 826	96,30
ECA 16-08	8	16,00	22,0	75	14	18	G 1/8	70 801 916	90,72
ECA 0750-08	8	19,05	22,0	100	14	18	G 1/8	70 801 919	92,61
ECA 20-08	8	20,00	22,0	90	14	18	G 1/8	70 801 920	92,61
ECA 22-08	8	22,00	21,6	110	14	18	G 1/8	70 801 922	95,40
ECA 25-08	8	25,00	24,6	110	14	18	G 1/8	70 801 925	96,30
ECA 1000-08	8	25,40	25,0	110	14	18	G 1/8	70 801 926	96,30

Clamping screw

Spare parts DCONWS			Article no.
		EUR	
4	M5x10 ISO 4026	2,98	70 950 867
6	M8x1x8 - SW4	2,68	70 950 123
8	M8x1x8 - SW4	2,68	70 950 123

Customer Service Centre
Freephone: 1800 93 22 55

Ordering via the Online Shop
http://cuttingtools.ceratizit.com

EcoCut – Mini

▲ Drilling and turning tool for small diameters

≥ Ø 2 mm

CERATIZIT \ Performance

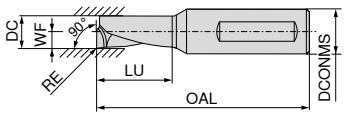

Designation	DC	DCONMS	OAL	LU	WF	RE	CTPP435 HCN1435 DRAGONSKIN Solid carbide Left-hand Article no.	EUR	CTPP435 HCN1435 DRAGONSKIN Solid carbide Right-hand Article no.	EUR	CTWN425 CWK4425 Solid carbide Left-hand Article no.	EUR	CTWN425 CWK4425 Solid carbide Right-hand Article no.	EUR
	mm	mm	mm	mm	mm	mm								
ECM 02 R/L 2,25D	2,0	4	28	4,50	1,00	0,1	70 805 320	50,96	70 804 320	48,41				
ECM 02 R/L 2,25D AL	2,0	4	28	4,50	1,00	0,1					70 805 420	42,68	70 804 420	42,68
ECM 02 R/L 4,00D	2,0	4	31	8,00	1,00	0,1	70 805 321	53,46	70 804 321	50,79				
ECM 02 R/L 4,00D AL	2,0	4	31	8,00	1,00	0,1					70 805 421	44,75	70 804 421	44,75
ECM 02,5 R/L 2,25D	2,5	4	29	5,63	1,25	0,1	70 805 325	52,52	70 804 325	49,89				
ECM 02,5 R/L 2,25D AL	2,5	4	29	5,63	1,25	0,1					70 805 425	43,97	70 804 425	43,97
ECM 02,5 R/L 4,00D	2,5	4	33	10,00	1,25	0,1	70 805 326	55,12	70 804 326	52,36				
ECM 02,5 R/L 4,00D AL	2,5	4	33	10,00	1,25	0,1					70 805 426	46,14	70 804 426	46,14
ECM 03 R/L 2,25D	3,0	4	31	6,75	1,50	0,1	70 805 330	54,18	70 804 330	51,47				
ECM 03 R/L 2,25D AL	3,0	4	31	6,75	1,50	0,1					70 805 430	45,35	70 804 430	45,35
ECM 03 R/L 4,00D	3,0	4	35	12,00	1,50	0,1	70 805 331	56,89	70 804 331	54,05				
ECM 03 R/L 4,00D AL	3,0	4	35	12,00	1,50	0,1					70 805 431	47,62	70 804 431	47,62
ECM 03,5 R/L 2,25D	3,5	4	32	7,88	1,75	0,1	70 805 335	56,26	70 804 335	53,45				
ECM 03,5 R/L 2,25D AL	3,5	4	32	7,88	1,75	0,1					70 805 435	47,13	70 804 435	47,13
ECM 03,5 R/L 4,00D	3,5	4	37	14,00	1,75	0,1	70 805 336	59,07	70 804 336	56,12				
ECM 03,5 R/L 4,00D AL	3,5	4	37	14,00	1,75	0,1					70 805 436	49,50	70 804 436	49,50
ECM 04 R/L 2,25D	4,0	6	35	9,00	2,00	0,2	70 805 300	59,75	70 804 300	53,78				
ECM 04 R/L 2,25D AL	4,0	6	35	9,00	2,00	0,2					70 805 450	47,38	70 804 450	47,38
ECM 04 R/L 4,00D	4,0	6	41	16,00	2,00	0,2	70 805 301	62,72	70 804 301	56,45				
ECM 04 R/L 4,00D AL	4,0	6	41	16,00	2,00	0,2					70 805 451	49,75	70 804 451	49,75
ECM 05 R/L 2,25D	5,0	6	37	11,25	2,50	0,2	70 805 302	61,82	70 804 302	55,64				
ECM 05 R/L 2,25D AL	5,0	6	37	11,25	2,50	0,2					70 805 452	48,71	70 804 452	48,71
ECM 05 R/L 4,00D	5,0	6	45	20,00	2,50	0,2	70 805 303	64,68	70 804 303	58,21				
ECM 05 R/L 4,00D AL	5,0	6	45	20,00	2,50	0,2					70 805 453	51,08	70 804 453	51,08
ECM 06 R/L 2,25D	6,0	8	38	13,50	3,00	0,2	70 805 306	63,42	70 804 306	57,08				
ECM 06 R/L 2,25D AL	6,0	8	38	13,50	3,00	0,2					70 805 456	50,36	70 804 456	50,36
ECM 06 R/L 4,00D	6,0	8	49	24,00	3,00	0,2	70 805 312	66,62	70 804 312	59,96				
ECM 06 R/L 4,00D AL	6,0	8	49	24,00	3,00	0,2					70 805 462	52,64	70 804 462	52,64
ECM 07 R/L 2,25D	7,0	8	42	15,75	3,50	0,2	70 805 308	65,37	70 804 308	58,83				
ECM 07 R/L 2,25D AL	7,0	8	42	15,75	3,50	0,2					70 805 458	51,91	70 804 458	51,91
ECM 07 R/L 4,00D	7,0	8	53	28,00	3,50	0,2	70 805 314	68,81	70 804 314	61,93				
ECM 07 R/L 4,00D AL	7,0	8	53	28,00	3,50	0,2					70 805 464	54,29	70 804 464	54,29
ECM 08 R/L 2,25D	8,0	8	45	18,00	4,00	0,2	70 805 310	67,54	70 804 310	60,79				
ECM 08 R/L 2,25D AL	8,0	8	45	18,00	4,00	0,2					70 805 460	53,36	70 804 460	53,36
ECM 08 R/L 4,00D	8,0	8	57	32,00	4,00	0,2	70 805 316	70,75	70 804 316	63,68				
ECM 08 R/L 4,00D AL	8,0	8	57	32,00	4,00	0,2					70 805 466	55,94	70 804 466	55,94

Steel	●	●		
Stainless steel	●	●		
Cast iron	○	○	○	○
Non ferrous metals			●	●
Heat resistant alloys	●	●		

On the latest technology

Technical Training

Our engineers are provided with constant training to keep them up to speed on all technical matters. We will gladly share this knowledge with you. Use our Service for the further education of your metal cutting technicians in the Technical Centre.

EcoCut – Classic 1.5xD

▲ Drilling and turning tool

Scope of supply:

Toolholder with 1 clamping screw + 2 spare screws and screwdriver

≥ Ø 8 mm

CERATIZIT \ Performance

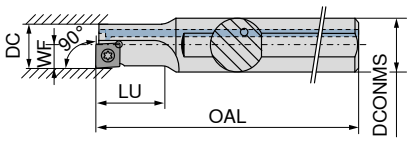

Steel
Left-hand

Steel
Right-hand

Designation	DC	DCONMS	OAL	LU	WF	torque moment	Insert	Article no.		Article no.	
	mm	mm	mm	mm	mm	Nm			EUR		EUR
ECC 08 L 1,5D 04	8	12	80	12,0	4,0	0,4	XC.T 0401..EL	70 805 008	143,19		
ECC 08 R 1,5D 04	8	12	80	12,0	4,0	0,4	XC.T 0401..ER			70 804 008	143,19
ECC 10 R/L 1,5D 05	10	12	90	15,0	5,0	0,7	XC.T 0502..	70 805 010	143,19	70 804 010	143,19
ECC 12 R/L 1,5D 06	12	16	100	18,0	6,0	1,0	XC.T 0602..	70 805 012	145,53	70 804 012	145,53
ECC 14 R/L 1,5D 07	14	16	110	21,0	7,0	1,2	XC.T 0703..	70 805 014	149,04	70 804 014	149,04
ECC 16 R/L 1,5D 08	16	20	125	24,0	8,0	2,2	XC.T 0803..	70 805 016	151,38	70 804 016	151,38
ECC 18 R/L 1,5D 09	18	25	135	27,0	9,0	2,2	XC.T 09T3..	70 805 018	174,60	70 804 018	174,60
ECC 20 R/L 1,5D 10	20	25	150	30,0	10,0	3,2	XC.T 10T3..	70 805 020	196,83	70 804 020	196,83
ECC 25 R/L 1,5D 13	25	32	180	37,5	12,5	5,0	XC.T 1304..	70 805 025	226,98	70 804 025	226,98
ECC 32 R/L 1,5D 17	32	40	200	48,0	16,0	5,0	XC.T 1705..	70 805 032	257,31	70 804 032	257,31

EcoCut – Classic 2.25xD

▲ Drilling and turning tool

Scope of supply:

Toolholder with 1 clamping screw + 2 spare screws and screwdriver

≥ Ø 8 mm

CERATIZIT \ Performance

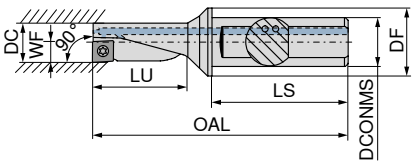

Steel
Left-hand

Steel
Right-hand

Designation	DC	DCONMS	OAL	LU	LS	WF	torque moment	Insert	Article no.		Article no.	
	mm	mm	mm	mm	mm	mm	Nm			EUR		EUR
ECC 08 L 2,25D 04	8	10	60,0	18,0	38	4,0	0,4	XC.T 0401..EL	70 805 108	213,03		
ECC 08 R 2,25D 04	8	10	60,0	18,0	38	4,0	0,4	XC.T 0401..ER			70 804 108	213,03
ECC 10 R/L 2,25D 05	10	12	69,5	22,5	42	5,0	0,7	XC.T 0502..	70 805 110	213,03	70 804 110	213,03
ECC 12 R/L 2,25D 06	12	16	78,0	27,0	45	6,0	1,0	XC.T 0602..	70 805 112	218,88	70 804 112	218,88
ECC 14 R/L 2,25D 07	14	16	83,5	31,5	45	7,0	1,2	XC.T 0703..	70 805 114	223,65	70 804 114	223,65
ECC 16 R/L 2,25D 08	16	20	94,0	36,0	50	8,0	2,2	XC.T 0803..	70 805 116	228,33	70 804 116	228,33
ECC 18 R/L 2,25D 09	18	25	109,5	40,5	56	9,0	2,2	XC.T 09T3..	70 805 118	251,55	70 804 118	251,55
ECC 20 R/L 2,25D 10	20	25	111,0	45,0	56	10,0	3,2	XC.T 10T3..	70 805 120	273,78	70 804 120	273,78
ECC 25 R/L 2,25D 13	25	32	129,0	56,5	60	12,5	5,0	XC.T 1304..	70 805 125	317,88	70 804 125	317,88
ECC 32 R/L 2,25D 17	32	40	158,0	72,0	70	16,0	5,0	XC.T 1705..	70 805 132	357,39	70 804 132	357,39

Key D

Clamping screw

Spare parts DC		Article no. EUR			Article no. EUR	
8	T06 - IP	9,35	80 950 123	M1,8x3,6 - IP	3,31	70 950 862
10	T06 - IP	9,35	80 950 123	M2x4,3 - IP	2,95	70 950 863
12	T07 - IP	9,20	80 950 124	M2,2x5 - IP	2,86	70 950 856
14	T08 - IP	9,18	80 950 125	M2,5x6 - IP	3,68	70 950 857
16 - 18	T09 - IP	10,12	80 950 126	M3x7 - IP	2,83	70 950 819
20	T15 - IP	10,70	80 950 128	M3,5x8,6 - IP	2,83	70 950 859
25 - 32	T20 - IP	11,29	80 950 129	M4,5x10,5 - IP	2,83	70 950 864



Your tool is ready!

High product availability thanks to state-of-the-art logistics

Why own stock? We take care of that for you! With the cutting-edge logistics center of the cutting tools industry, we guarantee that your order will be delivered promptly.

Customer Service Centre
Freephone: 1800 93 22 55

Ordering via the Online Shop
http://cuttingtools.ceratizit.com

EcoCut – Classic 3xD – Heavy metal

- ▲ Drilling and turning tool
- ▲ vibration-damped

Scope of supply:

Toolholder with 1 clamping screw + 2 spare screws and screwdriver

≥ Ø 8 mm

CERATIZIT \ Performance

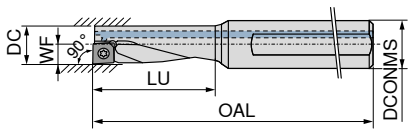

heavy metal
Left-hand

heavy metal
Right-hand

Designation	DC	DCONMS	OAL	LU	WF	Insert	Article no.	EUR	Article no.	EUR
	mm	mm	mm	mm	mm					
ECC 08 L 3,00D 04 H	8	12	80	24	4,0	XC.T 0401..EL	70 805 608 [2]	525,33		
ECC 08 R 3,00D 04 H	8	12	80	24	4,0	XC.T 0401..ER			70 804 608 [1]	525,33
ECC 10 R/L 3,00D 05 H	10	12	85	30	5,0	XC.T 0502..	70 805 610	527,67	70 804 610	527,67
ECC 12 R/L 3,00D 06 H	12	16	95	36	6,0	XC.T 0602..	70 805 612	569,52	70 804 612	569,52
ECC 14 R/L 3,00D 07 H	14	16	100	42	7,0	XC.T 0703..	70 805 614	582,75	70 804 614	582,75
ECC 16 R/L 3,00D 08 H	16	20	110	48	8,0	XC.T 0803..	70 805 616	639,00	70 804 616	639,00
ECC 18 R/L 3,00D 09 H	18	25	125	54	9,0	XC.T 09T3..	70 805 618	773,55	70 804 618	773,55
ECC 20 R/L 3,00D 10 H	20	25	130	60	10,0	XC.T 10T3..	70 805 620	789,21	70 804 620	789,21
ECC 25 R/L 3,00D 13 H	25	32	150	75	12,5	XC.T 1304..	70 805 625	1.005,30	70 804 625	1.005,30
ECC 32 R/L 3,00D 17 H	32	40	185	96	16,0	XC.T 1705..	70 805 632	1.315,80	70 804 632	1.315,80

Key D

Clamping screw

Spare parts DC		Article no.	EUR		Article no.	EUR	
8	T06 - IP	9,35	80 950 123	M1,8x3,6 - IP	3,31	70 950 862
10	T06 - IP	9,35	80 950 123	M2x4,3 - IP	2,95	70 950 863
12	T07 - IP	9,20	80 950 124	M2,2x5 - IP	2,86	70 950 856
14	T08 - IP	9,18	80 950 125	M2,5x6 - IP	3,68	70 950 857
16 - 18	T09 - IP	10,12	80 950 126	M3x7 - IP	2,83	70 950 819
20	T15 - IP	10,70	80 950 128	M3,5x8,6 - IP	2,83	70 950 859
25 - 32	T20 - IP	11,29	80 950 129	M4,5x10,5 - IP	2,83	70 950 864

XCNT

Designation	S	D1	IC
	mm	mm	mm
XCNT 0401..	1,80	2,10	4,5
XCNT 0502..	2,10	2,25	5,8
XCNT 0602..	2,38	2,50	6,5
XCNT 0703..	3,18	2,80	7,6
XCNT 0803..	3,18	3,40	8,5
XCNT 09T3..	3,97	3,40	9,6
XCNT 10T3..	3,97	4,40	10,6
XCNT 1304..	4,76	5,30	13,5
XCNT 1705..	5,56	5,30	17,5

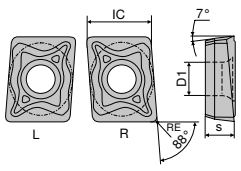

XC. T 04..

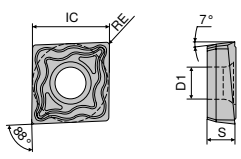

XC. T 05../06../07../08../09../10../13../17..

XCNT

CERATIZIT \ Performance

	CTCP425	-M50Q CTCP425	CTCP435	CTPP430
	HCR1425	-M50Q HCR1425	HCR1435	HCN2430
	DRAGONSKIN	DRAGONSKIN	DRAGONSKIN	DRAGONSKIN









ISO	RE	XCNT Article no.	EUR	XCNT Article no.	EUR	XCNT Article no.	EUR	XCNT Article no.	EUR
	mm								
040102EL	0,2	70 386 720	13,93			70 386 820	13,93	70 386 920	13,93
040102ER	0,2	70 386 722	13,93			70 386 822	13,93	70 386 922	13,93
040104EL	0,4	70 386 700	13,93	70 386 750	14,54	70 386 800	13,93	70 386 900	13,93
040104ER	0,4	70 386 702	13,93	70 386 752	14,54	70 386 802	13,93	70 386 902	13,93
050202EN	0,2	70 386 723	13,93			70 386 823	13,93	70 386 923	13,93
050204EN	0,4	70 386 703	13,93	70 386 753	14,54	70 386 803	13,93	70 386 903	13,93
060202EN	0,2	70 386 724	13,93			70 386 824	13,93	70 386 924	13,93
060204EN	0,4	70 386 704	13,93	70 386 754	14,54	70 386 804	13,93	70 386 904	13,93
070304EN	0,4	70 386 705	13,93	70 386 755	14,54	70 386 805	13,93	70 386 905	13,93
080304EN	0,4	70 386 706	14,14	70 386 756	14,76	70 386 806	14,14	70 386 906	14,14
09T304EN	0,4	70 386 707	14,35	70 386 757	15,07	70 386 807	14,35	70 386 907	14,35
10T304EN	0,4	70 386 708	15,07	70 386 758	15,69	70 386 808	15,07	70 386 908	15,07
10T308EN	0,8	70 386 738	15,07	70 386 788	15,69	70 386 838	15,07	70 386 938	15,07
130404EN	0,4	70 386 710	17,24	70 386 760	18,05	70 386 810	17,24	70 386 910	17,24
130408EN	0,8	70 386 740	17,24	70 386 790	18,05	70 386 840	17,24	70 386 940	17,24
170508EN	0,8	70 386 712	18,17	70 386 762	19,10	70 386 812	18,17	70 386 912	18,17
Steel		●		●		●		●	
Stainless steel		○		○		○		●	
Cast iron		●		●		●		○	
Non ferrous metals								○	
Heat resistant alloys								●	

MonoClamp – Radial Blade SX reinforced

CERATIZIT \ Performance

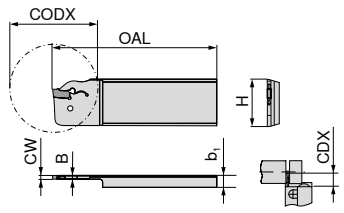



Illustrations show right-hand versions

Designation	CW mm	H mm	B mm	OAL mm	b_1 mm	CODX mm	CDX mm	for grooving inserts	R/L/N	Article no.	EUR
XLCF L 2608-SX2	2	26	1,5	110	8	44	22	SX .2..	L	70 879 212 1)	67,75
XLCF L 2608-SX3	3	26	2,5	110	8	44	22	SX .3..	L	70 879 213 1)	67,75
XLCF L 3208-SX3	3	32	2,5	110	8	66	33	SX .3..	L	70 879 203	63,70
XLCF L 3208-SX4	4	32	3,4	110	8	66	33	SX .4..	L	70 879 204	63,70
XLCF R 2608-SX2	2	26	1,5	110	8	44	22	SX .2..	R	70 879 012 1)	67,75
XLCF R 2608-SX3	3	26	2,5	110	8	44	22	SX .3..	R	70 879 013 1)	67,75
XLCF R 3208-SX3	3	32	2,5	110	8	66	33	SX .3..	R	70 879 003	63,70
XLCF R 3208-SX4	4	32	3,4	110	8	66	33	SX .4..	R	70 879 004	63,70

1) can be used in both directions

MonoClamp – Radial Blade SX Standard

CERATIZIT \ Performance

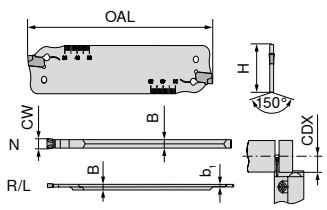



Designation	CW mm	H mm	B mm	b_1 mm	OAL mm	CDX mm	for grooving inserts	R/L/N	Article no.	EUR
XLCF L 2602-SX2	2	26	2,4	1,5	110	25	SX .2..	L	70 884 212	44,25
XLCF L 3202-SX2	2	32	2,4	1,5	150	25	SX .2..	L	70 884 202	46,30
XLCF R 2602-SX2	2	26	2,4	1,5	110	25	SX .2..	R	70 884 012	44,25
XLCF R 3202-SX2	2	32	2,4	1,5	150	25	SX .2..	R	70 884 002	46,30
XLCF N 2603-SX3	3	26	2,4		110	35	SX .3..	N	70 884 113	44,25
XLCF N 3203-SX3	3	32	2,4		150	50	SX .3..	N	70 884 103	46,30
XCLF N 2604-SX4	4	26	3,2		110	40	SX .4..	N	70 884 114	44,25
XLCF N 3204-SX4	4	32	3,2		150	50	SX .4..	N	70 884 104	46,30
XLCF N 3205-SX5	5	32	4,2		150	55	SX .5..	N	70 884 105	46,30
XLCF N 3206-SX6	6	32	5,2		150	60	SX .6..	N	70 884 106	46,30

Ejector SX

Spare parts

for grooving inserts		Article no. EUR	
SX .2..	SX 2-3	23,93	70 950 836
SX .3..	SX 2-3	23,93	70 950 836
SX .4..	SX 4-6	24,42	70 950 837
SX .5..	SX 4-6	24,42	70 950 837
SX .6..	SX 4-6	24,42	70 950 837

MonoClamp – Radial Monoholder SX

CERATIZIT \ Performance

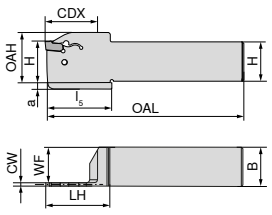



Illustrations show right-hand versions

Designation	H mm	B mm	CW mm	WF mm	OAL mm	LH mm	l_5 mm	OAH mm	CDX mm	a mm	for grooving inserts	Left-hand Article no.	Left-hand EUR	Right-hand Article no.	Right-hand EUR
E16 R/L 0026-1616K-K-SX2	16	16	2	15,2	125	33	33	26	26	4	SX .2..	70 846 21601	90,72	70 846 21600	90,72
E20 R/L 0026-2020K-K-SX2	20	20	2	19,2	125	33	33	31	26	5	SX .2..	70 846 22001	106,47	70 846 22000	106,47
E16 R/L 0026-1616K-K-SX3	16	16	3	14,8	125	33	33	26	26	4	SX .3..	70 846 31601	90,72	70 846 31600	90,72
E20 R/L 0026-2020K-K-SX3	20	20	3	18,8	125	31	33	31	26	5	SX .3..	70 846 32001	106,47	70 846 32000	106,47
E25 R/L 0026-2525M-K-SX3	25	25	3	23,8	150	33		31	26		SX .3..	70 846 32501	112,95	70 846 32500	112,95
E20 R/L 0033-2020K-K-SX4	20	20	4	18,3	125	40	40	32	33	5	SX .4..	70 846 42001	106,47	70 846 42000	106,47
E25 R/L 0033-2525M-K-SX4	25	25	4	23,3	150	42	42	36	33	5	SX .4..	70 846 42501	112,95	70 846 42500	112,95
E25 R/L 0040-2525M-K-SX5	25	25	5	22,9	150	49	49	38	40	6	SX .5..	70 846 52501	112,95	70 846 52500	112,95
E25 R/L 0040-2525M-K-SX6	25	25	6	22,4	150	49	49	38	40	6	SX .6..	70 846 62501	112,95	70 846 62500	112,95

Ejector SX

Spare parts

for grooving inserts		Article no. EUR	
SX .2..	SX 2-3	23,93	70 950 836
SX .3..	SX 2-3	23,93	70 950 836
SX .4..	SX 4-6	24,42	70 950 837
SX .5..	SX 4-6	24,42	70 950 837
SX .6..	SX 4-6	24,42	70 950 837

MonoClamp – Radial Blade SX-DC Standard

CERATIZIT \ Performance

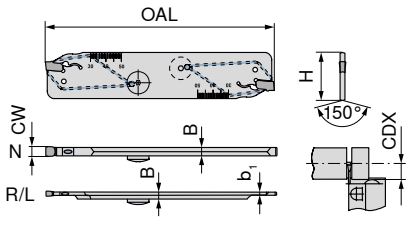

Designation	CW mm	H mm	B mm	OAL mm	b_1 mm	CDX mm	for grooving inserts	R/L/N	Article no.	EUR
XLCF R 2602-DC-SX2	2	26	2,4	110	1,6	25	SX .2..	R	70 884 512	75,50
XLCF N 2603-DC-SX3	3	26	2,5	110		35	SX .3..	N	70 884 613	75,50
XLCF N 3203-DC-SX3	3	32	2,5	150		50	SX .3..	N	70 884 603	81,80
XLCF N 3204-DC-SX4	4	32	3,3	150		50	SX .4..	N	70 884 604	81,80

Key D

Ejector SX

Spare parts

for grooving inserts		Key D Article no. EUR			Ejector SX Article no. EUR	
SX .2..	T15 - IP	10,70	80 950 128	SX 2-3	23,93	70 950 836
SX .3..	T15 - IP	10,70	80 950 128	SX 2-3	23,93	70 950 836
SX .4..	T15 - IP	10,70	80 950 128	SX 4-6	24,42	70 950 837

Customer Service Centre
Freephone: 1800 93 22 55

Ordering via the Online Shop
http://cuttingtools.ceratizit.com

Insert SX

▲ Specially developed geometry with negative edge-chamfers available in right, left and neutral types

F	M	R

CERATIZIT \ Performance

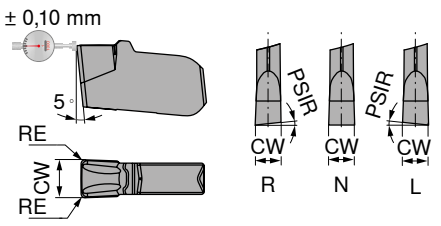

-M1 CTCP325	-M1 CTCP335	-M1 CTPP345	-M1 CTP1340
-M1 HCR1325	-M1 HCR1335	-M1 HCN1345	-M1 CCN1340
DRAGONSKIN	DRAGONSKIN	DRAGONSKIN	DRAGONSKIN



Designation	IH	CW +/-0,05 mm	for tool holder	Article no.	EUR	Article no.	EUR	Article no.	EUR	Article no.	EUR
SX E2.00 L 6	L	2	-SX2							70 342 612	10,87
SX E3.00 L 6	L	3	-SX3	70 342 913	11,57					70 342 613	11,57
SX E4.00 L 6	L	4	-SX4							70 342 614	12,19
SX E2.00 N 0.20	N	2	-SX2	70 342 922	10,87			70 342 822	10,87	70 342 622	10,87
SX E3.00 N 0.20	N	3	-SX3	70 342 923	11,57	70 342 523	11,57	70 342 823	11,57	70 342 623	11,57
SX E4.00 N 0.30	N	4	-SX4	70 342 924	12,19	70 342 524	12,19	70 342 824	12,19	70 342 624	12,19
SX E5.00 N 0.30	N	5	-SX5	70 342 925	12,98			70 342 825	12,98	70 342 625	12,98
SX E6.00 N 0.40	N	6	-SX6	70 342 926	14,00			70 342 826	14,00	70 342 626	14,00
SX E2.00 R 6	R	2	-SX2							70 342 602	10,87
SX E3.00 R 6	R	3	-SX3	70 342 903	11,57					70 342 603	11,57
SX E4.00 R 6	R	4	-SX4							70 342 604	12,19

Steel	●	●	●	●
Stainless steel	○	○	●	●
Cast iron	●	●		●
Non ferrous metals				○
Heat resistant alloys			○	●
Hardened materials	○			

SX-M1

Parting / Grooving

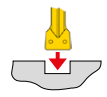

SX-M1	
Cutting width in mm	Feed rate f in mm/rev.
2	0,05–0,15
3	0,10–0,20
4	0,10–0,25
5	0,15–0,30
6	0,15–0,35

Insert SX

▲ All purpose geometry for parting, grooving & turning.

F	M	R

CERATIZIT \ Performance

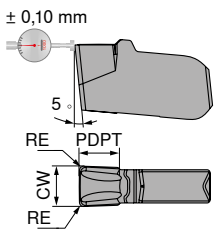

-M2 CTCP325	-M2 CTCP335	-M2 CTPP345	-M2 CTP1340
-M2 HCR1325	-M2 HCR1335	-M2 HCN1345	-M2 CCN1340
DRAGONSKIN	DRAGONSKIN	DRAGONSKIN	DRAGONSKIN

Designation	CW +/-0,05 mm	RER +/-0,05 mm	PDPT mm	for tool holder	Article no.	EUR	Article no.	EUR	Article no.	EUR	Article no.	EUR
SX E2.00 N 0.20	2	0,2	1,5	-SX2	70 343 922	10,87	70 343 522	10,87	70 343 822	10,87	70 343 622	10,87
SX E3.00 N 0.30	3	0,3	2,0	-SX3	70 343 923	11,57	70 343 523	11,57	70 343 823	11,57	70 343 623	11,57
SX E4.00 N 0.40	4	0,4	2,5	-SX4	70 343 924	12,19	70 343 524	12,19	70 343 824	12,19	70 343 624	12,19
SX E5.00 N 0.40	5	0,4	2,7	-SX5	70 343 925	12,98	70 343 525	12,98	70 343 825	12,98	70 343 625	12,98
SX E6.00 N 0.50	6	0,5	3,0	-SX6	70 343 926	14,00	70 343 526	14,00	70 343 826	14,00	70 343 626	14,00

Steel	●	●	●	●
Stainless steel	○	○	●	●
Cast iron	●	●		●
Non ferrous metals				○
Heat resistant alloys			○	●
Hardened materials	○			

SX-M2

Turning

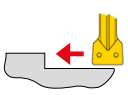

Parting / Grooving

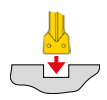

	Depth of Cut a_p in mm								
SX–M2	**0,5**	**1,0**	**1,5**	**2,0**	**2,5**	**3,0**	**3,5**	**4,0**	**SX–M2**
Cutting width in mm	Feed rate f in mm/rev.								Feed rate f in mm/rev.
2	0,05–0,17	0,05–0,13	0,05–0,10						0,05–0,15
3	0,07–0,20	0,07–0,20	0,07–0,18	0,07–0,15					0,075–0,20
4	0,10–0,25	0,10–0,25	0,10–0,25	0,10–0,22	0,10–0,18				0,10–0,25
5	0,12–0,27	0,12–0,27	0,12–0,27	0,12–0,25	0,12–0,22				0,10–0,30
6	0,15–0,30	0,15–0,30	0,15–0,30	0,15–0,30	0,15–0,25	0,15–0,20			0,15–0,35
8	0,17–0,45	0,17–0,45	0,17–0,45	0,17–0,45	0,17–0,40	0,17–0,37	0,17–0,35		0,20–0,50
10	0,20–0,50	0,20–0,50	0,20–0,50	0,20–0,50	0,20–0,46	0,20–0,42	0,20–0,38	0,20–0,35	0,20–0,50

Technical support: 1800 93 22 55
3 time served engineers, available from 8:00 am to 6:30 pm, Monday to Friday

Order by 6:30 pm and get free,
guaranteed before 12 noon, next day delivery

Radial TX insert for corner recessing

▲ Full radius for cutting width 0.5–5.0 mm

CERATIZIT \ Performance

CWX500

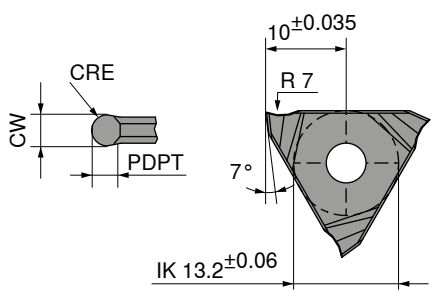

Designation	CRE	CW +/-0,05	PDPT	for tool holder	Neutral Article no.	EUR
	mm	mm	mm			
TX N 0010.20.2	1,0	2	0,7	R/L .. .2	73 304 204	25,62
TX N 0015.30.3	1,5	3	1,0	R/L .. .3	73 304 206	27,35
TX N 0020.40.4	2,0	4	1,2	R/L .. .4	73 304 208	27,13
TX N 0025.50.4	2,5	5	1,5	R/L .. .4	73 304 210	27,56

TX Insert for parting

▲ Cutting depth 5.0 mm
▲ Cutting width 1.99–2.79 mm

CERATIZIT \ Performance

CWX500

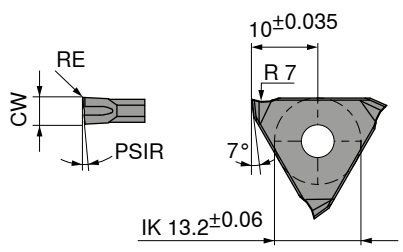



Designation	CW -0,05	for tool holder	Right-hand Article no.	EUR
	mm			
TX R 0518.00.1	1,99	R/L 207 .. . / 780 .. . 1	73 301 204	24,53
TX R 0521.00.2	2,29	R/L 207 .. . / 780 .. . 2	73 301 206	24,53
TX R 0526.00.2	2,79	R/L 207 .. . / 780 .. . 2	73 301 208	24,97

TX insert for fine and copy turning

CERATIZIT \ Performance

CWX500

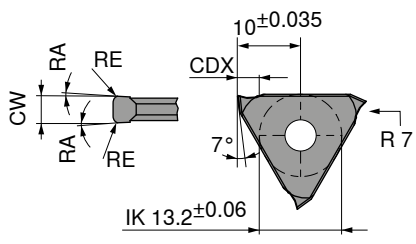



Designation	CW +0,03	for tool holder	Neutral Article no.	EUR
	mm			
TX N 0150.02.1	1,5	R/L 207 .. . / 738 .. . / 660 .. . 1	73 303 204	20,75
TX N 0200.02.1	2,0	R/L 207 .. . / 738 .. . / 660 .. . 1	73 303 206	20,75
TX N 0200.04.1	2,0	R/L 207 .. . / 738 .. . / 660 .. . 1	73 303 208	21,52
TX N 0300.06.2	3,0	R/L 207 .. . / 738 .. . / 660 .. . 2	73 303 212	21,83
TX N 0300.08.2	3,0	R/L 207 .. . / 738 .. . / 660 .. . 2	73 303 214	21,83
TX N 0300.02.2	3,0	R/L 207 .. . / 738 .. . / 660 .. . 2	73 303 210	21,52
TX N 0400.02.3	4,0	R/L 207 .. . / 738 .. . / 660 .. . 3	73 303 216	22,06
TX N 0400.12.3	4,0	R/L 207 .. . / 738 .. . / 660 .. . 3	73 303 220	22,06
TX N 0400.08.3	4,0	R/L 207 .. . / 738 .. . / 660 .. . 3	73 303 218	22,06

TX insert for circlip grooves

▲ For circlip grooves according to DIN 471 / 472

CERATIZIT \ Performance

CWX500

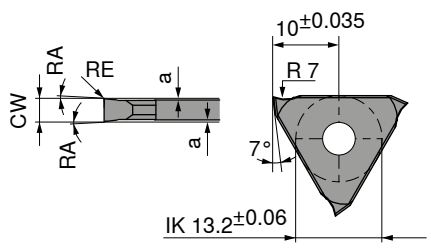



Designation	CW -0,05	a +/-0,02	for tool holder	Neutral Article no.	EUR
	mm	mm			
TX N 0050.00.1	0,57	0,07	R/L .. .1	73 300 204	16,75
TX N 0060.00.1	0,67	0,07	R/L .. .1	73 300 206	16,75
TX N 0070.00.1	0,77	0,08	R/L .. .1	73 300 208	16,75
TX N 0080.00.1	0,87	0,08	R/L .. .1	73 300 210	16,75
TX N 0090.00.1	0,97	0,08	R/L .. .1	73 300 212	16,75
TX N 0100.00.1	1,07	0,09	R/L .. .1	73 300 214	16,75
TX N 0110.00.1	1,24	0,15	R/L .. .1	73 300 216	16,75
TX N 0130.00.1	1,44	0,15	R/L .. .1	73 300 218	16,75
TX N 0160.00.1	1,74	0,20	R/L .. .1	73 300 220	16,75
TX N 0185.00.1	1,99	0,20	R/L .. .1	73 300 222	16,75
TX N 0215.00.2	2,29	0,20	R/L .. .2	73 300 224	16,75
TX N 0265.00.2	2,79	0,20	R/L .. .2	73 300 226	16,75
TX N 0315.00.3	3,29	0,20	R/L .. .3	73 300 228	17,62
TX N 0415.00.4	4,29	0,20	R/L .. .4	73 300 230	17,72
TX N 0515.00.4	5,29	0,20	R/L .. .4	73 300 232	18,26

TX insert for axial grooving

▲ Up to cutting depth 3.5 mm
▲ Cutting width 1.5–5.0 mm
▲ Groove-Ø external $D_a \geq 20$ mm

CERATIZIT \ Performance

CWX500 CWX500

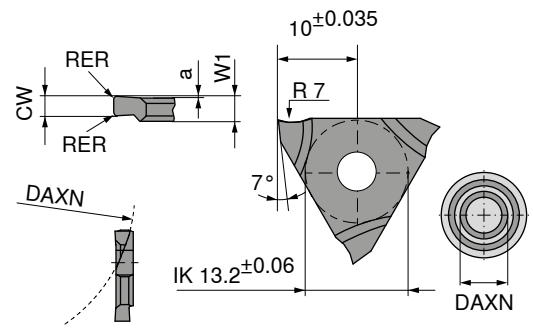





Illustrations show right-hand versions

Designation	CW	W1	CDX	a	DAXN	for tool holder	Left-hand Article no.	EUR	Right-hand Article no.	EUR
	mm	mm	mm	mm	mm					
TX R/L 2015.2.2	1,5	2,7	2,0	0,2	20	R/L 207 .. . 2	73 306 204	24,43	73 305 204	24,43
TX R/L 3020.2.2	2,0	2,7	3,0	0,2	30	R/L 207 .. . 2	73 306 206	24,43	73 305 206	24,43
TX R/L 3030.2.3	3,0	3,7	3,0	0,2	30	R/L 207 .. . 3	73 306 208	24,64	73 305 208	24,64
TX R/L 3040.2.4	4,0	4,3	3,5	0,2	30	R/L 207 .. . 4	73 306 210	24,97	73 305 210	24,97
TX R/L 3050.2.4	5,0	5,3	3,5	0,2	30	R/L 207 .. . 4	73 306 212	25,07	73 305 212	25,07

Customer Service Centre
Freephone: 1800 93 22 55

Ordering via the Online Shop
http://cuttingtools.ceratizit.com

MonoClamp – Radial/Axial TX Grooving Holder 0°, 6 mm cutting depth

- For radial and axial grooving
- Cutting width 0.5 – 6.3 mm

CERATIZIT \ Performance

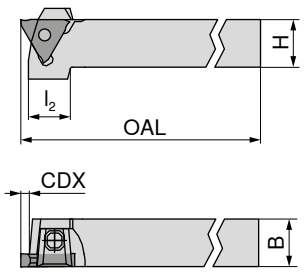

Illustrations show right-hand versions



Designation	H mm	B +/-0,1 mm	OAL mm	l_2 mm	CDX mm	for grooving inserts	Right-hand Article no.	EUR
R 207.1212.1	12	12	100	24	4	TX R/N/L ...1	73 500 112	104,80
R 207.1616.1	16	16	125	22	4	TX R/N/L ...1	73 500 116	93,42
R 207.2020.1	20	20	125	21	4	TX R/N/L ...1	73 500 120	72,45
R 207.2525.1	25	25	150		4	TX R/N/L ...1	73 500 125	76,02
R 207.3232.1	32	32	170		4	TX R/N/L ...1	73 500 132	88,71
R 207.1212.2	12	12	100	24	6	TX R/N/L ...2	73 500 212	104,80
R 207.1616.2	16	16	125	22	6	TX R/N/L ...2	73 500 216	93,42
R 207.2020.2	20	20	125	21	6	TX R/N/L ...2	73 500 220	72,45
R 207.2525.2	25	25	150		6	TX R/N/L ...2	73 500 225	76,02
R 207.3232.2	32	32	170		6	TX R/N/L ...2	73 500 232	88,71
R 207.1212.3	12	12	100	24	6	TX R/N/L ...3	73 500 312	104,80
R 207.1616.3	16	16	125	22	6	TX R/N/L ...3	73 500 316	93,42
R 207.2020.3	20	20	125	21	6	TX R/N/L ...3	73 500 320	72,45
R 207.2525.3	25	25	150		6	TX R/N/L ...3	73 500 325	76,02
R 207.3232.3	32	32	170		6	TX R/N/L ...3	73 500 332	88,71
R 207.1616.4	16	16	125	22	6	TX R/N/L ...4	73 500 416	93,42
R 207.2020.4	20	20	125	21	6	TX R/N/L ...4	73 500 420	72,45
R 207.2525.4	25	25	150		6	TX R/N/L ...4	73 500 425	76,02
R 207.3232.4	32	32	170		6	TX R/N/L ...4	73 500 432	88,71

Spare parts		Key I		 right hand			Clamping screw			Guide pin	
		Article no.		Article no.			Article no.			Article no.	
for grooving inserts			EUR		EUR			EUR			EUR
TX R/N/L ...1	SW3		2,21	70 950 176	20,97	73 950 020	M6x20	4,30	73 950 028	Ø 4x18	0,39	73 950 030
TX R/N/L ...2	SW3		2,21	70 950 176	20,97	73 950 020	M6x20	4,30	73 950 028	Ø 4x18	0,39	73 950 030
TX R/N/L ...3	SW3		2,21	70 950 176	20,97	73 950 020	M6x20	4,30	73 950 028	Ø 4x18	0,39	73 950 030
TX R/N/L ...4	SW3		2,21	70 950 176	23,28	73 950 022	M6x20	4,30	73 950 028	Ø 4x18	0,39	73 950 030

Left hand tooling and the rest of the comprehensive TX range are available in the main catalogue.

TX – Boring Bar

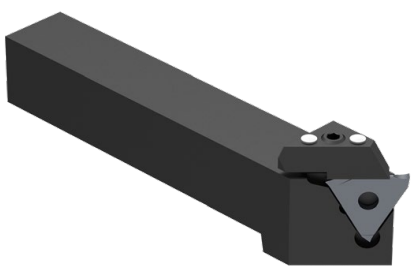

TX – 45° Tool Holder



TX – 90° Tool Holder
6 mm cutting depth



TX – 0° Tool Holder
8 mm cutting depth

Grooving Tools guide (Main catalogue 2019)

Cutting Data 100–109
Chip Breakers Overview 121–124

It couldn't be easier

Ordering via the Online Shop

In the Online Shop you can select and order your tool with a mouse click, 24 hours a day, 7 days a week. All your transactions including those in the past can be viewed clearly and easily in the online shop. Register and use our Service: **cuttingtools.ceratizit.com**

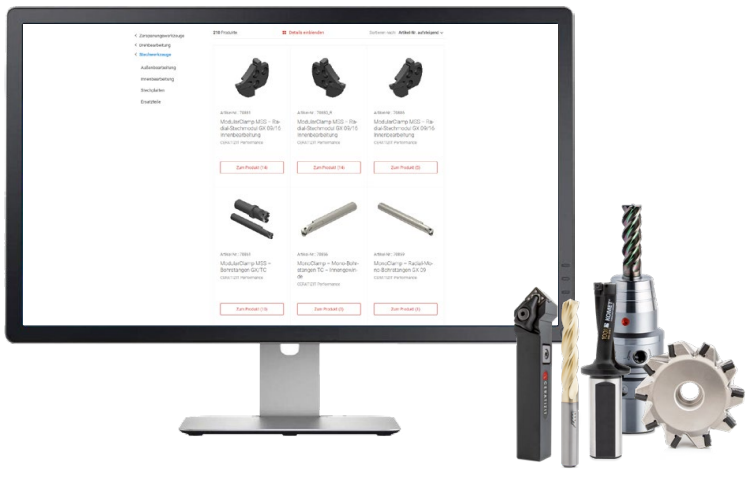

MiniCut – Grooving insert

WNT \ Performance

CWX500

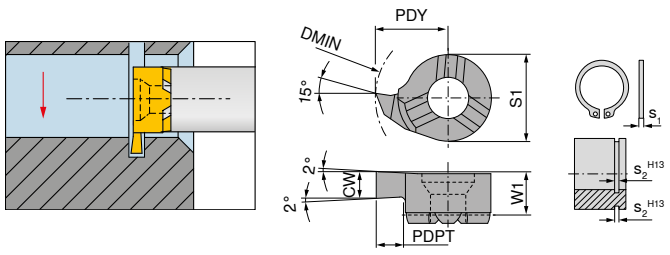

Size	Designation	DMIN	CW	PDPT	W1	PDY	S1	Right-hand Article no.	EUR
		mm	mm	mm	mm	mm	mm		
08	8,00. R .0,73.1,0	8	0,73	1,0	3,3	4,8	6	73 310 073	15,65
	8,00. R .0,83.1,0	8	0,83	1,0	3,3	4,8	6	73 310 083	15,65
	8,00. R .0,93.1,0	8	0,93	1,0	3,3	4,8	6	73 310 093	15,65
	8,00. R .1,00.1,0	8	1,00	1,0	3,3	4,8	6	73 310 110	15,65
	8,00. R .1,20.1,0	8	1,20	1,0	3,3	4,8	6	73 310 112	15,65
	8,00. R .1,40.1,0	8	1,40	1,0	3,3	4,8	6	73 310 114	15,65
	8,00. R .1,50.1,0	8	1,50	1,0	3,3	4,8	6	73 310 115	15,65
	8,00. R .1,70.1,0	8	1,70	1,0	3,3	4,8	6	73 310 117	15,65
	8,00. R .2,00.1,0	8	2,00	1,0	3,3	4,8	6	73 310 120	15,65
11	11,00. R .0,73.1,2	11	0,73	1,2	4,2	6,7	8	73 310 373	15,65
	11,00. R .0,83.1,3	11	0,83	1,3	4,2	6,7	8	73 310 383	15,65
	11,00. R .0,93.1,5	11	0,93	1,5	4,2	6,7	8	73 310 393	15,65
	11,00. R .1,00.2,3	11	1,00	2,3	4,2	6,7	8	73 310 310	15,65
	11,00. R .1,20.2,3	11	1,20	2,3	4,2	6,7	8	73 310 312	15,65
	11,00. R .1,40.2,3	11	1,40	2,3	4,2	6,7	8	73 310 314	15,65
	11,00. R .1,50.2,3	11	1,50	2,3	4,2	6,7	8	73 310 315	15,65
	11,00. R .1,70.2,3	11	1,70	2,3	4,2	6,7	8	73 310 317	15,65
	11,00. R .2,00.2,3	11	2,00	2,3	4,2	6,7	8	73 310 320	15,65
	11,00. R .2,50.2,3	11	2,50	2,3	4,2	6,7	8	73 310 325	15,65
	11,00. R .3,00.2,3	11	3,00	2,3	4,2	6,7	8	73 310 330	15,65
14	14,00. R .0,73.1,2	14	0,73	1,2	5,3	9,0	9	73 310 573	15,65
	14,00. R .0,83.1,3	14	0,83	1,3	5,3	9,0	9	73 310 583	15,65
	14,00. R .0,93.1,5	14	0,93	1,5	5,3	9,0	9	73 310 593	15,65
	14,00. R .1,20.4,0	14	1,20	4,0	5,3	9,0	9	73 310 512	15,65
	14,00. R .1,40.4,0	14	1,40	4,0	5,3	9,0	9	73 310 514	15,65
	14,00. R .1,50.4,0	14	1,50	4,0	5,3	9,0	9	73 310 515	15,65
	14,00. R .1,70.4,0	14	1,70	4,0	5,3	9,0	9	73 310 517	15,65
	14,00. R .2,00.4,0	14	2,00	4,0	5,3	9,0	9	73 310 520	15,65
	14,00. R .2,50.4,0	14	2,50	4,0	5,3	9,0	9	73 310 525	15,65
	14,00. R .3,00.4,0	14	3,00	4,0	5,3	9,0	9	73 310 530	15,65
16	16,00. R .0,73.1,2	16	0,73	1,2	5,4	10,2	11	73 310 773	18,96
	16,00. R .0,83.1,3	16	0,83	1,3	5,4	10,2	11	73 310 783	18,96
	16,00. R .0,93.1,5	16	0,93	1,5	5,4	10,2	11	73 310 793	18,96
	16,00. R .1,20.4,3	16	1,20	4,3	5,4	10,2	11	73 310 712	17,20
	16,00. R .1,40.4,3	16	1,40	4,3	5,4	10,2	11	73 310 714	17,20
	16,00. R .1,50.4,3	16	1,50	4,3	5,4	10,2	11	73 310 715	17,20
	16,00. R .1,70.4,3	16	1,70	4,3	5,4	10,2	11	73 310 717	17,20
	16,00. R .2,00.4,3	16	2,00	4,3	5,4	10,2	11	73 310 720	17,20
	16,00. R .2,50.4,3	16	2,50	4,3	5,4	10,2	11	73 310 725	17,20
	16,00. R .3,00.4,3	16	3,00	4,3	5,4	10,2	11	73 310 730	17,20
	16,00. R .3,50.4,3	16	3,50	4,3	5,4	10,2	11	73 310 735	17,20
	16,00. R .4,00.4,3	16	4,00	4,3	5,4	10,2	11	73 310 740	17,20

Steel	●
Stainless steel	●
Cast iron	●
Non ferrous metals	●
Heat resistant alloys	●
Hardened materials	

MiniCut – Full radius grooving and turning insert

WNT \ Performance

CWX500

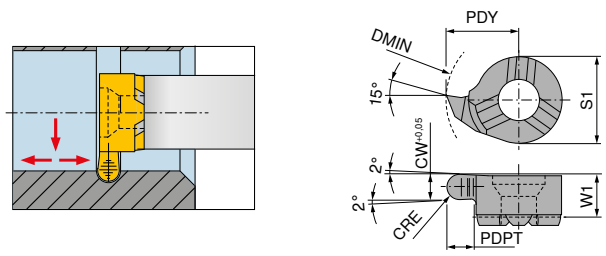

Size	Designation	DMIN	CW	PDPT	W1	PDY	S1	CRE	Right-hand Article no.	EUR
		mm	mm	mm	mm	mm	mm	mm		
08	8,00. R .0,80.1,0	8	0,8	1,0	3,3	4,8	6	0,4	73 318 008	18,51
	8,00. R .1,20.1,0	8	1,2	1,0	3,3	4,8	6	0,6	73 318 012	18,51
	8,00. R .1,80.1,0	8	1,8	1,0	3,3	4,8	6	0,9	73 318 018	18,51
11	11,00. R .0,80.2,3	11	0,8	2,3	4,2	6,7	8	0,4	73 318 308	19,07
	11,00. R .1,20.2,3	11	1,2	2,3	4,2	6,7	8	0,6	73 318 312	19,07
	11,00. R .1,80.2,3	11	1,8	2,3	4,2	6,7	8	0,9	73 318 318	19,07
	11,00. R .2,00.2,3	11	2,0	2,3	4,2	6,7	8	1,0	73 318 320	19,07
	11,00. R .3,00.2,3	11	3,0	2,3	4,2	6,7	8	1,5	73 318 330	19,07
14	14,00. R .1,20.4,0	14	1,2	4,0	5,3	9,0	9	0,6	73 318 512	19,95
	14,00. R .1,80.4,0	14	1,8	4,0	5,3	9,0	9	0,9	73 318 518	19,95
	14,00. R .2,00.4,0	14	2,0	4,0	5,3	9,0	9	1,0	73 318 520	19,95
	14,00. R .2,20.4,0	14	2,2	4,0	5,3	9,0	9	1,1	73 318 522	19,95
	14,00. R .3,00.4,0	14	3,0	4,0	5,3	9,0	9	1,5	73 318 530	19,95
16	16,00. R .1,80.4,3	16	1,8	4,3	5,4	10,2	11	0,9	73 318 718	20,50
	16,00. R .2,20.4,3	16	2,2	4,3	5,4	10,2	11	1,1	73 318 722	20,50
	16,00. R .3,00.4,3	16	3,0	4,3	5,4	10,2	11	1,5	73 318 730	20,50
	16,00. R .4,00.4,3	16	4,0	4,3	5,4	10,2	11	2,0	73 318 740	20,50

Steel	●
Stainless steel	●
Cast iron	●
Non ferrous metals	●
Heat resistant alloys	●
Hardened materials	

MiniCut – Internal turning and chamfering insert

WNT \ Performance

CWX500

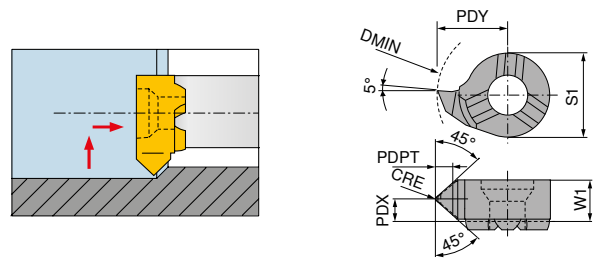

Size	Designation	DMIN	PDPT	W1	PDX	PDY	S1	CRE	CDX	Right-hand Article no.	EUR
		mm	mm	mm	mm	mm	mm	mm	mm		
08	8,00. R .45°.1,4	8	1,4	3,5	1,8	4,8	6	0,2	0,6	73 334 010	16,75
11	11,00. R .45°.1,5	11	1,5	4,3	2,2	6,7	8	0,2	1,0	73 334 310	16,75
14	14,00. R .45°.1,5	14	1,5	5,4	2,8	9,0	9	0,2	1,2	73 334 510	18,08

Steel	●
Stainless steel	●
Cast iron	●
Non ferrous metals	●
Heat resistant alloys	●
Hardened materials	

MiniCut – Insert for turning and profiling

WNT \ Performance

CWX500

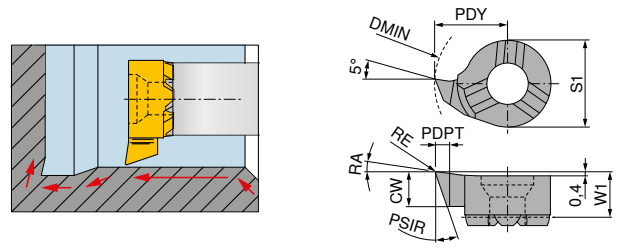

Size	Designation	DMIN	CW	W1	PDY	S1	RE	PDPT	PSIR	RA	Right-hand Article no.	EUR
		mm	mm	mm	mm	mm	mm	mm	°	°		
08	8,00. R .3,30.18°	7,8	3,3	3,5	4,65	6	0,2	0,6	18	8	73 322 033	17,52
11	9,80. R .3,90.18°	9,8	3,9	4,2	5,50	8	0,2	1,0	18	8	73 322 139	17,52
	11,00. R .3,90.18°	11,0	3,9	4,2	6,70	8	0,2	1,0	18	8	73 322 339	17,08
14	14,00. R .5,00.18°	13,8	5,0	5,1	8,70	9	0,2	1,5	18	8	73 322 550	17,08
16	15,50. R .5,00.18°	15,5	5,0	5,4	9,70	11	0,2	1,5	18	8	73 322 750	18,63

Steel	●
Stainless steel	●
Cast iron	●
Non ferrous metals	●
Heat resistant alloys	●
Hardened materials	

MiniCut – Back boring insert

WNT \ Performance

CWX500

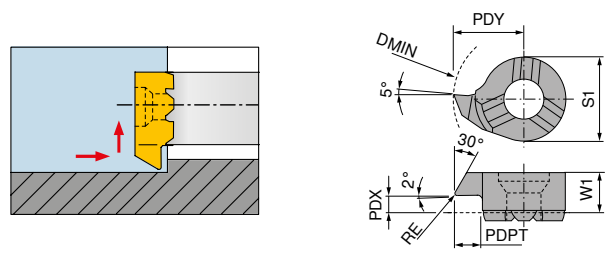

Size	Designation	DMIN	PDPT	W1	PDX	PDY	S1	RE	CDX	Right-hand Article no.	EUR
		mm	mm	mm	mm	mm	mm	mm	mm		
08	8,00. R .30°.1,3	7,8	1,3	3,5	1,0	4,65	6	0,2	0,6	73 330 013	20,28
11	11,00. R .30°.2,3	11,0	2,3	4,3	1,6	6,70	8	0,2	1,0	73 330 323	19,62
14	14,00. R .30°.3,5	13,8	3,5	5,4	2,4	8,70	9	0,2	1,5	73 330 535	20,28

Steel	●
Stainless steel	●
Cast iron	●
Non ferrous metals	●
Heat resistant alloys	●
Hardened materials	

Customer Service Centre
Freephone: 1800 93 22 55

Ordering via the Online Shop
http://cuttingtools.ceratizit.com

MiniCut – Internal undercut insert

▲ CDX = maximale Zustelltiefe

WNT \ Performance

CWX500

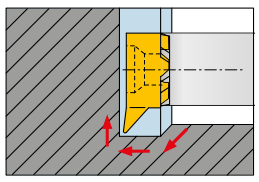

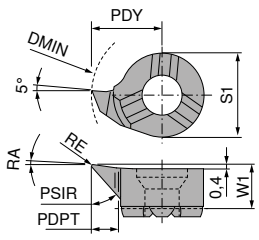

Size	Designation	DMIN	PDPT	W1	PDY	S1	RE	CDX	PSIR	RA	Right-hand Article no.	EUR
		mm	mm	mm	mm	mm	mm	mm	°	°		
08	8,00. R .30°.1,0	7,8	1,0	3,5	4,65	6	0,2	0,4	30	3	73 326 010	20,38
	8,00. R .47°.1,2	7,8	1,2	3,5	4,65	6	0,2	0,4	47	3	73 326 012	17,63
11	11,00. R .30°.2,3	11,0	2,3	4,2	6,70	8	0,2	0,6	30	3	73 326 423	19,83
	11,00. R .47°.2,3	11,0	2,3	4,2	6,70	8	0,2	0,6	47	3	73 326 323	17,20
14	13,70. R .47°.3,0	13,7	3,0	5,3	8,70	9	0,2	0,8	47	3	73 326 530	17,63
	13,70. R .30°.4,0	13,7	4,0	5,3	8,70	9	0,2	0,8	30	3	73 326 540	20,38

Steel	●
Stainless steel	●
Cast iron	●
Non ferrous metals	●
Heat resistant alloys	●
Hardened materials	

MiniCut – Insert for pregrooving and chamfering

WNT \ Performance

CWX500

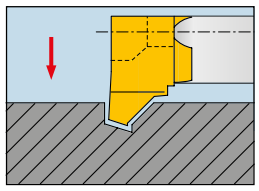

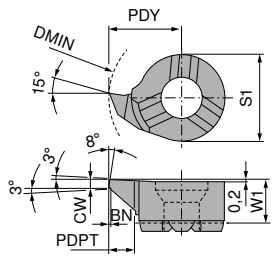

Size	Designation	DMIN	CW	PDPT	W1	PDY	S1	BN	Right-hand Article no.	EUR
		mm	mm	mm	mm	mm	mm	mm		
08	8,00. R .1,00.45°	8	1	1,0	3,3	4,8	6	0,2	73 338 100	17,20
11	11,00. R .1,00.45°	11	1	1,5	4,2	6,7	8	0,2	73 338 315	17,20
14	14,00. R .1,00.45°	14	1	1,5	5,3	9,0	9	0,2	73 338 515	17,20
16	16,00. R .1,00.45°	16	1	1,5	5,4	10,2	11	0,2	73 338 715	17,20

Steel	●
Stainless steel	●
Cast iron	●
Non ferrous metals	●
Heat resistant alloys	●
Hardened materials	

MiniCut – Steel Tool holder

WNT \ Performance

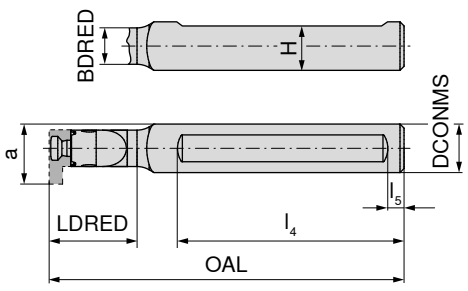



Designation	a mm	DCONMS f7 mm	OAL mm	l_4 mm	LDRED mm	BDRED mm	H mm	l_5 mm	Article no.	EUR
8,00/16.N.12.1,0	7,8	16	80	60	12	6	15,0	5	73 522 012	83,15
8,00/16.N.22.1,0	7,8	16	90	60	22	6	15,0	5	73 522 122	95,32
11,00/16.N.16.2,3	10,7	16	97	60	16	8	14,5	5	73 522 016	83,15
11,00/16.N.29.2,3	10,7	16	110	60	29	8	14,5	5	73 522 129	95,32
14,00/16.N.18.4,0	13,8	16	100	60	18	11	14,5	5	73 522 018	95,32
14,00/16.N.38.4,0	13,8	16	120	60	38	11	14,5	5	73 522 138	95,32
16,00/16.N.22.4,3	15,7	16	100	60	22	11	14,5	5	73 522 022	83,15
16,00/16.N.42.4,3	15,7	16	120	60	42	11	14,5	5	73 522 142	95,32

Spare parts

Key D

Clamping screw

Size		Key D Article no.	EUR		Clamping screw Article no.	EUR	
08	T08	7,02	80 950 110		M2,6	3,15	73 082 002
11	T10	8,23	80 950 112		M3,5	3,15	73 082 003
14	T15	8,35	80 950 113		M4	3,15	73 082 004
16	T20	8,96	80 950 114		M5	3,15	73 082 005

Team Cutting Tools

The new complete supplier in the field of machining

- ▲ Uniquely broad know-how in the field of machining
- ▲ Highly attractive, holistic service promise
- ▲ One of the largest product ranges on the market
- ▲ An enormously efficient distribution
- ▲ Leading expertise in future technologies from digitization to nanotechnology
- ▲ Deep industry expertise based on many years of experience
- ▲ All under one roof

Technical support: 1800 93 22 55
3 time served engineers, available from 8:00 am to 6:30 pm, Monday to Friday

Order by 6:30 pm and get free,
guaranteed before 12 noon, next day delivery

UltraMini – Inserts for internal turning and profiling

WNT \ Performance

TiN

TiAlN

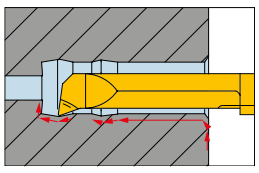

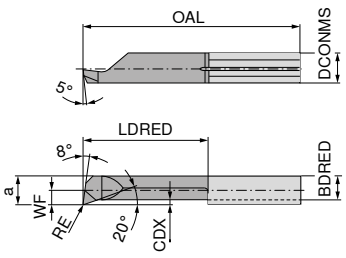

Designation	DCONMS h6 mm	WF mm	DMIN mm	a mm	OAL mm	LDRED mm	CDX mm	BDRED mm	RE mm	Standard tool holder	Right-hand Article no.	EUR	Right-hand Article no.	EUR
R 050.2-5	4		2,0	1,7	19	5	0,1	1,5	0,05	645.00..-D	73 004 520	26,33		
R 050.2-10	4		2,0	1,7	24	10	0,1	1,5	0,05	645.00..-D	73 004 521	26,88		
R 050.2-15	4		2,0	1,7	29	15	0,1	1,5	0,05	645.00..-D	73 004 522	28,43		
R 050.3-10	4	0,6	2,8	2,6	24	10	0,2	2,3	0,10	645.00..-D	73 004 531	28,33		
R 050.3-16	4	0,6	2,8	2,6	30	16	0,2	2,3	0,10	645.00..-D	73 004 530	28,77		
R 050.3-20	4	0,6	2,8	2,6	34	20	0,2	2,3	0,10	645.00..-D	73 004 532	30,31		
R 050.4-10	4	1,5	4,0	3,5	24	10	0,3	3,0	0,10	645.00..-D	73 004 541	28,55	73 004 841	28,55
R 050.4-16	4	1,5	4,0	3,5	30	16	0,3	3,0	0,10	645.00..-D	73 004 540	28,98	73 004 840	28,98
R 050.4-20	4	1,5	4,0	3,5	34	20	0,3	3,0	0,10	645.00..-D	73 004 542	30,41	73 004 842	30,41
R 050.4-24	4	1,5	4,0	3,5	38	24	0,3	3,0	0,10	645.00..-D	73 004 545	32,96	73 004 845	32,96
R 050.4-28	4	1,5	4,0	3,5	42	28	0,3	3,0	0,10	645.00..-D	73 004 546	36,70	73 004 846	36,70
R 050.5-10	5	1,9	5,0	4,4	25	10	0,5	3,8	0,15	645.00..-D	73 004 551	26,78	73 004 851	26,78
R 050.5-15	5	1,9	5,0	4,4	30	15	0,5	3,8	0,15	645.00..-D	73 004 552	29,10	73 004 852	29,10
R 050.5-20	5	1,9	5,0	4,4	35	20	0,5	3,8	0,15	645.00..-D	73 004 550	29,86	73 004 850	29,86
R 050.5-25	5	1,9	5,0	4,4	40	25	0,5	3,8	0,15	645.00..-D	73 004 553	33,83	73 004 853	33,83
R 050.5-30	5	1,9	5,0	4,4	45	30	0,5	3,8	0,15	645.00..-D	73 004 554	36,70	73 004 854	36,70
R 050.5-35	5	1,9	5,0	4,4	50	35	0,5	3,8	0,15	645.00..-D	73 004 556	40,01	73 004 856	40,01
R/L 050.5-40	5	1,9	5,0	4,4	55	40	0,5	3,8	0,15	645.00..-D			73 004 857	44,97
R 050.6-15	6	2,3	6,0	5,3	30	15	0,5	4,5	0,15	676.00..-D	73 004 561	29,43	73 004 861	29,43
R 050.6-22	6	2,3	6,0	5,3	37	22	0,5	4,5	0,15	676.00..-D	73 004 560	30,64	73 004 860	30,64
R 050.6-25	6	2,3	6,0	5,3	40	25	0,5	4,5	0,15	676.00..-D	73 004 562	33,96	73 004 862	33,96
R 050.6-30	6	2,3	6,0	5,3	45	30	0,5	4,5	0,15	676.00..-D	73 004 563	37,25	73 004 863	37,25
R 050.6-35	6	2,3	6,0	5,3	50	35	0,5	4,5	0,15	676.00..-D	73 004 564	40,01	73 004 864	40,01
R 050.6-42	6	2,3	6,0	5,3	57	42	0,5	4,5	0,15	676.00..-D	73 004 565	44,64	73 004 865	44,64
R 050.7-20	7	2,8	6,8	6,3	35	20	0,6	5,5	0,15	676.00..-D	73 004 572	30,75	73 004 872	30,75
R 050.7-25	7	2,8	6,8	6,3	40	25	0,6	5,5	0,15	676.00..-D	73 004 573	38,58	73 004 873	38,58
R 050.7-30	7	2,8	6,8	6,3	45	30	0,6	5,5	0,15	676.00..-D	73 004 574	39,24	73 004 874	39,24
R 050.7-35	7	2,8	7,0	6,3	50	35	0,6	5,5	0,15	676.00..-D	73 004 575	40,66	73 004 875	40,66
R 050.7-40	7	2,8	7,0	6,3	55	40	0,6	5,5	0,15	676.00..-D	73 004 576	45,19	73 004 876	45,19
R 050.7-45	7	2,8	7,0	6,3	60	45	0,6	5,5	0,15	676.00..-D	73 004 577	47,94	73 004 877	47,94
R 050.7-50	7	2,8	7,0	6,3	65	50	0,6	5,5	0,15	676.00..-D	73 004 578	51,69	73 004 878	51,69

Steel	●	●
Stainless steel	●	●
Cast iron	○	●
Non ferrous metals	○	●
Heat resistant alloys	○	●
Hardened materials		

UltraMini – Inserts for internal turning and chamfering

WNT \ Performance

TiN

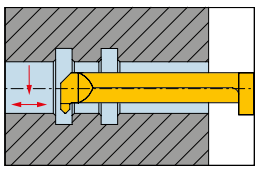

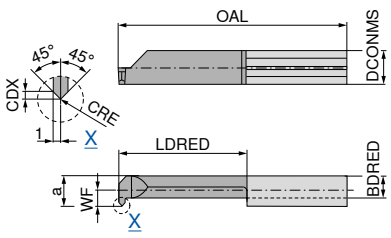

Designation	DCONMS h6 mm	WF mm	DMIN mm	a mm	OAL mm	LDRED mm	CDX mm	BDRED mm	CRE mm	Standard tool holder	Right-hand Article no.	EUR
R 060.5-15	5	1,9	5,0	4,4	30	15	0,7	3,3	0,2	645.00..-D	73 006 551	26,88
R 060.5-20	5	1,9	5,0	4,4	35	20	0,7	3,3	0,2	645.00..-D	73 006 550	28,43
R 060.7-20	7	2,7	6,8	6,3	35	20	0,7	3,8	0,2	676.00..-D	73 006 570	31,52

Steel	●
Stainless steel	●
Cast iron	○
Non ferrous metals	○
Heat resistant alloys	○
Hardened materials	

Customer Service Centre
Freephone: 1800 93 22 55

Ordering via the Online Shop
http://cuttingtools.ceratizit.com

UltraMini – Inserts for Internal Grooving

WNT \ Performance

TiN

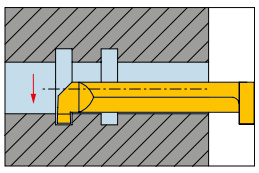

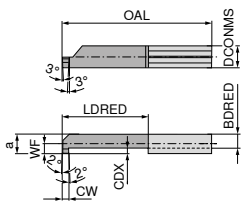

Designation	DCONMS h6 mm	WF mm	DMIN mm	a mm	OAL mm	LDRED mm	CDX mm	BDRED mm	CW mm	Standard tool holder	Right-hand Article no.	EUR
R 004.0100-10	4	1,5	4,0	3,5	24	10	0,8	2,4	1,0	645.00..-D	73 002 540	25,68
R 004.0100-16	4	1,5	4,0	3,5	30	16	0,8	2,4	1,0	645.00..-D	73 002 541	29,54
R 004.0100-20	4	1,5	4,0	3,5	34	20	0,8	2,4	1,0	645.00..-D	73 002 542	33,40
R 005.0100-10	5	1,9	5,0	4,4	25	10	1,0	3,3	1,0	645.00..-D	73 002 650	25,36
R 005.0200-10	5	1,9	5,0	4,4	25	10	1,0	3,3	2,0	645.00..-D	73 002 658	25,36
R 005.0150-10	5	1,9	5,0	4,4	25	10	1,0	3,3	1,5	645.00..-D	73 002 654	25,36
R 005.0100-15	5	1,9	5,0	4,4	30	15	1,0	3,3	1,0	645.00..-D	73 002 651	29,20
R 005.0150-15	5	1,9	5,0	4,4	30	15	1,0	3,3	1,5	645.00..-D	73 002 655	29,20
R 005.0200-15	5	1,9	5,0	4,4	30	15	1,0	3,3	2,0	645.00..-D	73 002 659	29,20
R 005.0200-20	5	1,9	5,0	4,4	35	20	1,0	3,3	2,0	645.00..-D	73 002 553	32,96
R 005.0150-20	5	1,9	5,0	4,4	35	20	1,0	3,3	1,5	645.00..-D	73 002 552	33,51
R 005.0100-20	5	1,9	5,0	4,4	35	20	1,0	3,3	1,0	645.00..-D	73 002 551	32,96
R 005.0100-25	5	1,9	5,0	4,4	40	25	1,0	3,3	1,0	645.00..-D	73 002 652	36,04
R 005.0200-25	5	1,9	5,0	4,4	40	25	1,0	3,3	2,0	645.00..-D	73 002 750	36,38
R 005.0150-25	5	1,9	5,0	4,4	40	25	1,0	3,3	1,5	645.00..-D	73 002 656	36,04
R 005.0100-30	5	1,9	5,0	4,4	45	30	1,0	3,3	1,0	645.00..-D	73 002 653	40,11
R 005.0200-30	5	1,9	5,0	4,4	45	30	1,0	3,3	2,0	645.00..-D	73 002 751	40,23
R 005.0150-30	5	1,9	5,0	4,4	45	30	1,0	3,3	1,5	645.00..-D	73 002 657	40,11
R 005.0100-35	5	1,9	5,0	4,4	50	35	1,0	3,3	1,0	645.00..-D	73 002 680	41,98
R 006.0100-10	6	2,3	6,0	5,3	25	10	1,8	3,4	1,0	676.00..-D	73 002 660	25,46
R 006.0150-10	6	2,3	6,0	5,3	25	10	1,8	3,4	1,5	676.00..-D	73 002 664	25,46
R 006.0200-10	6	2,3	6,0	5,3	25	10	1,8	3,4	2,0	676.00..-D	73 002 668	25,46
R 006.0150-15	6	2,3	6,0	5,3	30	15	1,8	3,4	1,5	676.00..-D	73 002 665	29,43
R 006.0200-15	6	2,3	6,0	5,3	30	15	1,8	3,4	2,0	676.00..-D	73 002 669	29,43
R 006.0100-15	6	2,3	6,0	5,3	30	15	1,8	3,4	1,0	676.00..-D	73 002 661	29,43
R 006.0200-22	6	2,3	6,0	5,3	37	22	1,8	3,4	2,0	676.00..-D	73 002 563	33,18
R 006.0150-22	6	2,3	6,0	5,3	37	22	1,8	3,4	1,5	676.00..-D	73 002 562	33,18
R 006.0100-22	6	2,3	6,0	5,3	37	22	1,8	3,4	1,0	676.00..-D	73 002 561	33,18
R 006.0100-25	6	2,3	6,0	5,3	40	25	1,8	3,4	1,0	676.00..-D	73 002 662	36,38
R 006.0200-25	6	2,3	6,0	5,3	40	25	1,8	3,4	2,0	676.00..-D	73 002 760	36,38
R 006.0150-25	6	2,3	6,0	5,3	40	25	1,8	3,4	1,5	676.00..-D	73 002 666	36,38
R 006.0150-30	6	2,3	6,0	5,3	45	30	1,8	3,4	1,5	676.00..-D	73 002 667	40,23
R 006.0200-30	6	2,3	6,0	5,3	45	30	1,8	3,4	2,0	676.00..-D	73 002 761	40,23
R 006.0100-30	6	2,3	6,0	5,3	45	30	1,8	3,4	1,0	676.00..-D	73 002 663	40,23
R 006.0150-35	6	2,3	6,0	5,3	50	35	1,8	3,4	1,5	676.00..-D	73 002 684	41,98
R 006.0100-35	6	2,3	6,0	5,3	50	35	1,8	3,4	1,0	676.00..-D	73 002 682	41,98
R 006.0100-42	6	2,3	6,0	5,3	57	42	1,8	3,4	1,0	676.00..-D	73 002 685	46,29
R 007.0200-10	7	2,7	6,8	6,3	25	10	2,5	3,8	2,0	676.00..-D	73 002 670	25,68
R 007.0150-10	7	2,7	6,8	6,3	25	10	2,5	3,8	1,5	676.00..-D	73 002 575	25,68
R 007.0100-10	7	2,7	6,8	6,3	25	10	2,5	3,8	1,0	676.00..-D	73 002 570	25,68
R 007.0150-15	7	2,7	6,8	6,3	30	15	2,5	3,8	1,5	676.00..-D	73 002 576	29,75
R 007.0200-15	7	2,7	6,8	6,3	30	15	2,5	3,8	2,0	676.00..-D	73 002 671	29,75
R 007.0100-15	7	2,7	6,8	6,3	30	15	2,5	3,8	1,0	676.00..-D	73 002 571	29,75
R 007.0200-22	7	2,7	6,8	6,3	37	22	2,5	3,8	2,0	676.00..-D	73 002 672	33,40
R 007.0150-22	7	2,7	6,8	6,3	37	22	2,5	3,8	1,5	676.00..-D	73 002 577	33,40
R 007.0100-22	7	2,7	6,8	6,3	37	22	2,5	3,8	1,0	676.00..-D	73 002 572	33,40
R 007.0150-25	7	2,7	6,8	6,3	40	25	2,5	3,8	1,5	676.00..-D	73 002 578	36,81
R 007.0200-25	7	2,7	6,8	6,3	40	25	2,5	3,8	2,0	676.00..-D	73 002 673	36,81
R 007.0100-25	7	2,7	6,8	6,3	40	25	2,5	3,8	1,0	676.00..-D	73 002 573	36,81
R 007.0200-30	7	2,7	6,8	6,3	45	30	2,5	3,8	2,0	676.00..-D	73 002 674	41,11
R 007.0150-30	7	2,7	6,8	6,3	45	30	2,5	3,8	1,5	676.00..-D	73 002 579	41,11
R 007.0100-30	7	2,7	6,8	6,3	45	30	2,5	3,8	1,0	676.00..-D	73 002 574	41,11
R 007.0200-35	7	2,7	7,0	6,3	50	35	2,5	3,8	2,0	676.00..-D	73 002 692	42,33
R 007.0150-35	7	2,7	7,0	6,3	50	35	2,5	3,8	1,5	676.00..-D	73 002 690	42,33
R 007.0100-35	7	2,7	7,0	6,3	50	35	2,5	3,8	1,0	676.00..-D	73 002 688	42,33
R 007.0150-40	7	2,7	7,0	6,3	55	40	2,5	3,8	1,5	676.00..-D	73 002 702	47,16
R 007.0100-40	7	2,7	7,0	6,3	55	40	2,5	3,8	1,0	676.00..-D	73 002 700	47,16
R 007.0100-45	7	2,7	7,0	6,3	60	45	2,5	3,8	1,0	676.00..-D	73 002 712	51,03
R 007.0100-50	7	2,7	7,0	6,3	65	50	2,5	3,8	1,0	676.00..-D	73 002 714	54,66

Steel	●
Stainless steel	●
Cast iron	○
Non ferrous metals	○
Heat resistant alloys	○
Hardened materials	

UltraMini – Inserts for internal turning and profiling

▲ with chip former

WNT \ Performance

TiAlN

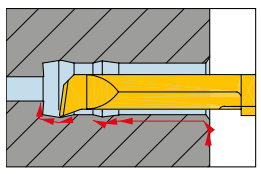

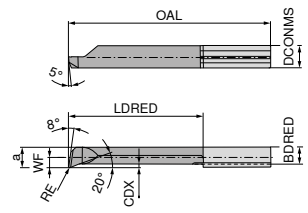

Designation	DCONMS h6 mm	WF mm	DMIN mm	a mm	OAL mm	LDRED mm	CDX mm	BDRED mm	RE mm	Standard tool holder	Right-hand Article no.	EUR
R 050.4-10C	4	1,5	4	3,5	24	10	0,3	3,0	0,2	645.00..-D	73 016 410	24,58
R 050.4-16C	4	1,5	4	3,5	30	16	0,3	3,0	0,2	645.00..-D	73 016 416	25,78
R 050.4-20C	4	1,5	4	3,5	34	20	0,3	3,0	0,2	645.00..-D	73 016 420	29,54
R 050.4-24C	4	1,5	4	3,5	38	24	0,3	3,0	0,2	645.00..-D	73 016 424	32,96
R 050.4-28C	4	1,5	4	3,5	42	28	0,3	3,0	0,2	645.00..-D	73 016 428	36,70
R 050.5-10C	5	1,9	5	4,4	25	10	0,5	3,8	0,2	645.00..-D	73 016 510	23,04
R 050.5-15C	5	1,9	5	4,4	30	15	0,5	3,8	0,2	645.00..-D	73 016 515	24,58
R 050.5-20C	5	1,9	5	4,4	35	20	0,5	3,8	0,2	645.00..-D	73 016 520	28,22
R 050.5-25C	5	1,9	5	4,4	40	25	0,5	3,8	0,2	645.00..-D	73 016 525	31,96
R 050.5-30C	5	1,9	5	4,4	45	30	0,5	3,8	0,2	645.00..-D	73 016 530	36,04
R 050.5-35C	5	1,9	5	4,4	50	35	0,5	3,8	0,2	645.00..-D	73 016 535	40,01
R 050.6-15C	6	2,3	6	5,3	30	15	0,5	4,5	0,2	676.00..-D	73 016 615	24,58
R 050.6-22C	6	2,3	6	5,3	37	22	0,5	4,5	0,2	676.00..-D	73 016 622	28,22
R 050.6-25C	6	2,3	6	5,3	40	25	0,5	4,5	0,2	676.00..-D	73 016 625	31,96
R 050.6-30C	6	2,3	6	5,3	45	30	0,5	4,5	0,2	676.00..-D	73 016 630	36,04
R 050.6-35C	6	2,3	6	5,3	50	35	0,5	4,5	0,2	676.00..-D	73 016 635	40,01
R 050.6-42C	6	2,3	6	5,3	57	42	0,5	4,5	0,2	676.00..-D	73 016 642	44,64
R 050.7-20C	7	2,8	7	6,3	35	20	0,6	5,5	0,2	676.00..-D	73 016 720	28,43
R 050.7-25C	7	2,8	7	6,3	40	25	0,6	5,5	0,2	676.00..-D	73 016 725	32,29
R 050.7-30C	7	2,8	7	6,3	45	30	0,6	5,5	0,2	676.00..-D	73 016 730	36,48
R 050.7-35C	7	2,8	7	6,3	50	35	0,6	5,5	0,2	676.00..-D	73 016 735	40,66
R 050.7-40C	7	2,8	7	6,3	55	40	0,6	5,5	0,2	676.00..-D	73 016 740	45,19
R 050.7-45C	7	2,8	7	6,3	60	45	0,6	5,5	0,2	676.00..-D	73 016 745	47,94
R 050.7-50C	7	2,8	7	6,3	65	50	0,6	5,5	0,2	676.00..-D	73 016 750	51,69

Steel	●
Stainless steel	●
Cast iron	●
Non ferrous metals	●
Heat resistant alloys	●
Hardened materials	

UltraMini – Inserts for internal threading (Partial profile)

M 60°

WNT \ Performance

TiN

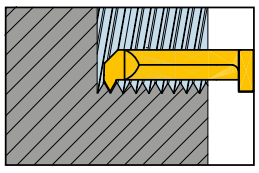

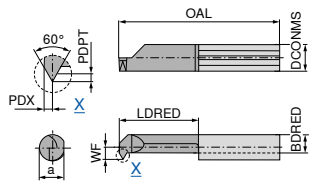

Designation	DCONMS h6 mm	WF mm	DMIN mm	a mm	OAL mm	LDRED mm	BDRED mm	PDPT mm	PDX mm	Standard tool holder	Right-hand Article no.	EUR
R 005.0510-15	5	1,9	4,8	4,4	30	15	3,3	0,55	0,55	645.00..-D	73 100 545	28,00
R 005.0510-20	5	1,9	4,8	4,4	35	20	3,3	0,55	0,55	645.00..-D	73 100 544	28,22
R 006.0612-15	6	2,3	6,0	5,3	30	15	3,4	0,68	0,65	676.00..-D	73 100 547	28,00
R 006.0815-15	6	2,3	6,0	5,3	30	15	3,4	0,81	0,75	676.00..-D	73 100 549	28,00
R 006.0815-22	6	2,3	6,0	5,3	37	22	3,4	0,81	0,75	676.00..-D	73 100 548	28,65
R 006.0612-22	6	2,3	6,0	5,3	37	22	3,4	0,68	0,65	676.00..-D	73 100 546	28,65
R 007.0815-15	7	2,7	7,0	6,3	30	15	3,8	0,81	0,75	676.00..-D	73 100 550	28,65

Steel	●
Stainless steel	●
Cast iron	○
Non ferrous metals	○
Heat resistant alloys	○
Hardened materials	

UltraMini – Inserts for axial grooving

WNT \ Performance

TiN

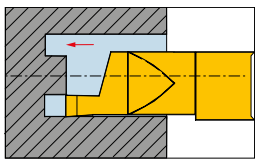

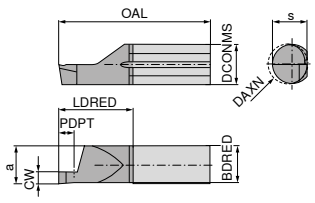

Designation	DCONMS h6	a	DAXN	s	OAL	LDRED	BDRED	PDPT	CW	Standard tool holder	Right-hand Article no.	EUR
	mm	mm	mm	mm	mm	mm	mm	mm	mm			
R 010.1006-10	6	5,2	6	5,3	26	11	4,9	1,5	1,0	676.00..-D	73 050 561	31,30
R 010.1506-10	6	5,2	6	5,3	26	11	4,9	2,0	1,5	676.00..-D	73 050 563	31,30
R 010.1008-10	7	5,9	8	6,3	26	11	5,6	1,5	1,0	676.00..-D	73 050 571	32,07
R 010.1008-30	7	5,9	8	6,3	45	30	5,6	1,5	1,0	676.00..-D	73 050 771	36,04
R 010.1008-20	7	5,9	8	6,3	35	20	5,6	1,5	1,0	676.00..-D	73 050 671	34,28
R 010.1508-20	7	5,9	8	6,3	35	20	5,6	2,5	1,5	676.00..-D	73 050 673	34,28
R 010.1508-30	7	5,9	8	6,3	45	30	5,6	2,5	1,5	676.00..-D	73 050 773	36,04
R 010.1508-10	7	5,9	8	6,3	26	11	5,6	2,5	1,5	676.00..-D	73 050 573	32,07
R 010.2008-20	7	5,9	8	6,3	35	20	5,6	3,0	2,0	676.00..-D	73 050 675	34,28
R 010.2008-30	7	5,9	8	6,3	45	30	5,6	3,0	2,0	676.00..-D	73 050 775	36,04
R 010.2008-10	7	5,9	8	6,3	26	11	5,6	3,0	2,0	676.00..-D	73 050 575	32,07
R 010.2508-20	7	5,9	8	6,3	35	20	5,6	3,5	2,5	676.00..-D	73 050 677	34,28
R 010.3008-20	7	5,9	8	6,3	35	20	5,6	3,5	3,0	676.00..-D	73 050 679	34,28
R 010.2508-30	7	5,9	8	6,3	45	30	5,6	3,5	2,5	676.00..-D	73 050 777	36,04
R 010.3008-10	7	5,9	8	6,3	26	11	5,6	3,5	3,0	676.00..-D	73 050 579	32,07
R 010.3008-30	7	5,9	8	6,3	45	30	5,6	3,5	3,0	676.00..-D	73 050 779	36,04
R 010.2508-10	7	5,9	8	6,3	26	11	5,6	3,5	2,5	676.00..-D	73 050 577	32,07

Steel	●
Stainless steel	●
Cast iron	○
Non ferrous metals	○
Heat resistant alloys	○
Hardened materials	

Internal turning and profiling, grooving and chamfering

From Diameter 2.0 mm onwards up to a turning depth of 15.0 mm

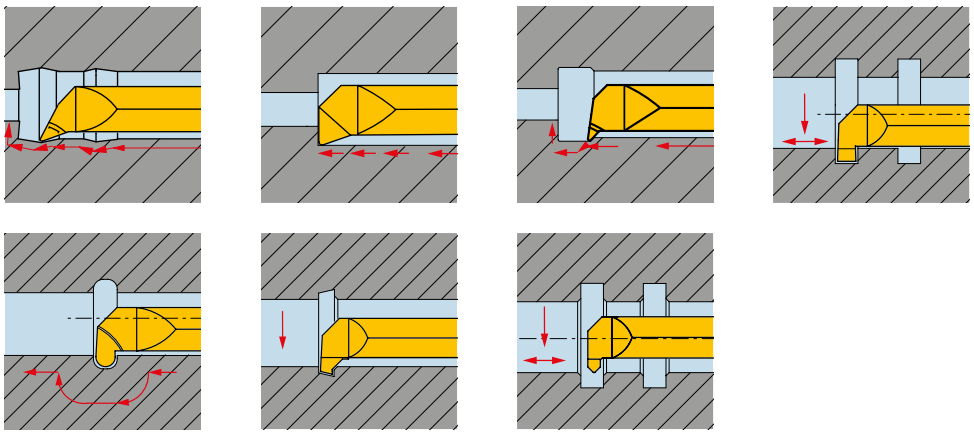

Axial grooving

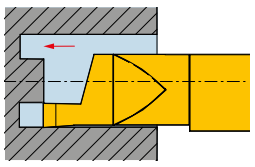

Minimum external diameter of groove 6.0 mm
At 1.5 mm grooving width
Up to 2.0 mm grooving depth

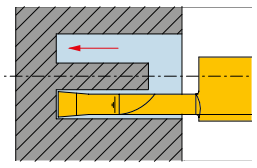

Minimum external diameter of groove 15.0 mm
At 3.0 mm grooving width
Up to 30.0 mm grooving depth

Thread turning

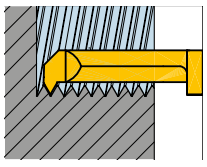

Turning of external threads from diameter 4.0 mm onwards
- Metric standard and fine thread
- Whitworth pipe threads

Miniature turning tools guide (Main catalogue 2019)

Cutting Data	59–61	Broaching – Recommendations for Correct Use	62
Coatings and thread types	63		

The rest of the comprehensive UltraMini range is available in the main catalogue.

UltraMini – Standard tool holder for cutting inserts

- double ended
- Machining diameter from Ø 0.2 mm

Scope of supply:
Tool holder with allen key

WNT \ Performance

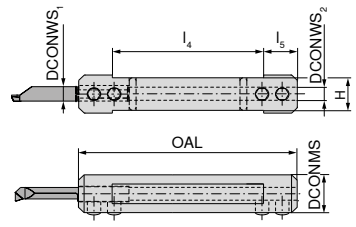

Designation	DCONWS1	DCONWS2	DCONMS	OAL	l4	l5	H	Article no.	EUR
	mm	mm	mm	mm	mm	mm	mm		
645.0012-D	4	5	12	75	55	10	10,3	73 080 163	88,71
645.0016-D	4	5	16	75	55	10	14,0	73 080 164	93,11
645.0020-D	4	5	20	90	70	10	18,0	73 080 165	100,30
676.0016-D	6	7	16	75	55	10	14,0	73 080 166	93,11
676.0020-D	6	7	20	90	70	10	18,0	73 080 167	100,30

Clamping screw

Spare parts DCONWS1		EUR	Article no.
4	M5x6	2,90	73 082 001
6	M5x6	2,90	73 082 001

UltraMini – Quick change tool holder for cutting inserts

Scope of supply:
Tool holder, lock nut and clamping wedge

WNT \ Performance

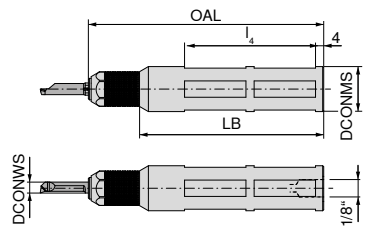

Designation	DCONWS	DCONMS g6	OAL	LB	l4	Article no.	EUR
	mm	mm	mm	mm	mm		
UM600H.0012.4	4	12,00	115	90	64	73 089 124	226,50
UM600H.0016.4	4	16,00	115	90	64	73 089 164	205,50
UM600H.001905.4	4	19,05	115	90	64	73 089 194	220,20
UM600H.0020.4	4	20,00	115	90	64	73 089 204	217,00
UM600H.0022.4	4	22,00	115	90	64	73 089 224	221,20
UM600H.0025.4	4	25,00	115	90	64	73 089 254	225,50
UM600H.00254.4	4	25,40	115	90	64	73 089 264	229,70
UM600H.0028.4	4	28,00	115	90	64	73 089 284	229,70
UM600H.0012.5	5	12,00	115	90	64	73 089 125	226,50
UM600H.0016.5	5	16,00	115	90	64	73 089 165	205,50
UM600H.001905.5	5	19,05	115	90	64	73 089 195	220,20
UM600H.0020.5	5	20,00	115	90	64	73 089 205	217,00
UM600H.0022.5	5	22,00	115	90	64	73 089 225	221,20
UM600H.0025.5	5	25,00	115	90	64	73 089 255	225,50
UM600H.00254.5	5	25,40	115	90	64	73 089 265	229,70
UM600H.0028.5	5	28,00	115	90	64	73 089 285	229,70
UM600H.0012.6	6	12,00	115	90	64	73 089 126	226,50
UM600H.0016.6	6	16,00	115	90	64	73 089 166	205,50
UM600H.001905.6	6	19,05	115	90	64	73 089 196	220,20
UM600H.0020.6	6	20,00	115	90	64	73 089 206	217,00
UM600H.0022.6	6	22,00	115	90	64	73 089 226	221,20
UM600H.0025.6	6	25,00	115	90	64	73 089 256	225,50
UM600H.00254.6	6	25,40	115	90	64	73 089 266	229,70
UM600H.0028.6	6	28,00	115	90	64	73 089 286	229,70
UM600H.0012.7	7	12,00	115	90	64	73 089 127	226,50
UM600H.0016.7	7	16,00	115	90	64	73 089 167	205,50
UM600H.001905.7	7	19,05	115	90	64	73 089 197	220,20
UM600H.0020.7	7	20,00	115	90	64	73 089 207	217,00
UM600H.0022.7	7	22,00	115	90	64	73 089 227	221,20
UM600H.0025.7	7	25,00	115	90	64	73 089 257	225,50
UM600H.00254.7	7	25,40	115	90	64	73 089 267	229,70
UM600H.0028.7	7	28,00	115	90	64	73 089 287	229,70

Avoid pulling cuts. When using thro' coolant supply, tighten using key!

Lock nut UM600H

Clamping wedge UM600H

Spare parts DCONWS		Lock nut UM600H EUR	Article no.	Clamping wedge UM600H EUR	Article no.
4	M4	50,65	73 950 104	32,61	73 950 111
5	M5	50,65	73 950 105	32,61	73 950 111
6	M6	50,65	73 950 106	32,61	73 950 111
7	M7	50,65	73 950 107	32,61	73 950 111

Customer Service Centre
Freephone: 1800 93 22 55

Ordering via the Online Shop
http://cuttingtools.ceratizit.com

Slot milling cutter HSS-E Co 8

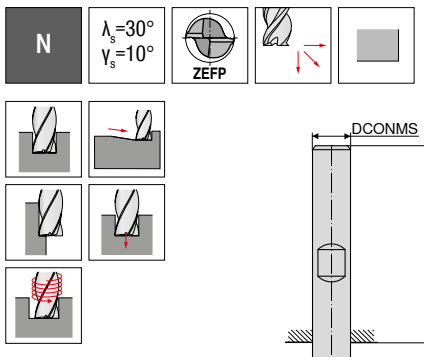

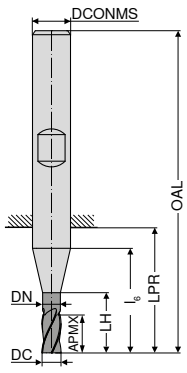

WNT \ Performance

DC	Tol.	APMX	DN	LH	l_6	LPR	OAL	DCONMS h6	ZEFP	Ti100 Pro DIN 327 Article no.	EUR	Ti100 Pro Factory standard Article no.	EUR
mm		mm	mm	mm	mm	mm	mm	mm					
1,00	h10	2,5		2,5	9	11	47	6	2	54 025 010 [1]	24,93		
1,50	h10	3,0		3,0	9	11	47	6	2	54 025 015 [1]	24,93		
1,80	h10	4,0		4,0	10	12	48	6	2	54 025 018	25,45		
2,00	e8	4,0		4,0	10	12	48	6	2	54 025 020	20,99		
2,50	e8	5,0		5,0	11	13	49	6	2	54 025 025	20,99		
2,80	h10	5,0		5,0	11	13	49	6	2	54 025 028	21,96		
3,00	e8	5,0		5,0	11	13	49	6	2	54 025 030	20,99		
3,00	e8	8,0		8,0	18	20	56	6	2			54 020 030	30,93
3,50	h10	6,0		6,0	12	14	50	6	2	54 025 035	21,96		
3,50	h10	10,0		10,0	21	23	59	6	2			54 020 035	33,90
3,80	h10	7,0		7,0	13	15	51	6	2	54 025 038	24,49		
4,00	e8	7,0		7,0	13	15	51	6	2	54 025 040	18,47		
4,00	e8	11,0		11,0	25	27	63	6	2			54 020 040	30,93
4,50	h10	7,0		7,0	13	15	51	6	2	54 025 045	21,96		
4,50	h10	11,0		11,0	25	27	63	6	2			54 020 045	33,90
4,80	h10	8,0		8,0	14	16	52	6	2	54 025 048	24,49		
5,00	e8	8,0		8,0	14	16	52	6	2	54 025 050	20,99		
5,00	e8	13,0		13,0	30	32	68	6	2			54 020 050	30,93
5,50	h10	8,0		8,0	14	16	52	6	2	54 025 055	21,96		
5,50	h10	13,0		13,0	30	32	68	6	2			54 020 055	33,90
5,75	h10	8,0		8,0	14	16	52	6	2	54 025 057	24,49		
6,00	e8	8,0	5,50	14,0	14	16	52	6	2	54 025 060	20,99		
6,00	e8	13,0	5,50	30,0	30	32	68	6	2			54 020 060	29,97
6,50	h10	10,0	6,00	16,0	18	20	60	10	2	54 025 065	25,89		
6,50	h10	16,0	6,35	36,0	38	40	80	10	2			54 020 065	41,84
6,75	h10	10,0	6,50	16,0	18	20	60	10	2	54 025 067	27,52		
7,00	e8	10,0	6,50	16,0	18	20	60	10	2	54 025 070	24,93		
7,00	e8	16,0	6,35	36,0	38	40	80	10	2			54 020 070	38,88
7,50	h10	10,0	7,00	16,0	18	20	60	10	2	54 025 075	25,89		
7,50	h10	16,0	7,35	36,0	38	40	80	10	2			54 020 075	41,84
7,75	h10	11,0	7,50	17,0	19	21	61	10	2	54 025 077	27,52		
8,00	e8	11,0	7,50	17,0	19	21	61	10	2	54 025 080	24,93		
8,00	e8	19,0	7,35	44,0	46	48	88	10	2			54 020 080	38,42
8,50	h10	11,0	8,00	18,0	19	21	61	10	2	54 025 085	32,42		
8,50	h10	19,0	8,35	45,0	46	48	88	10	2			54 020 085	44,37
8,70	h10	11,0	8,50	18,0	19	21	61	10	2	54 025 087	34,94		
9,00	h10	11,0	8,50	18,0	19	21	61	10	2	54 025 090	31,98		
9,00	h10	19,0	8,35	45,0	46	48	88	10	2			54 020 090	44,88
9,50	h10	11,0	9,00	18,0	19	21	61	10	2	54 025 095	32,42		
9,50	h10	19,0	9,35	45,0	46	48	88	10	2			54 020 095	46,89
9,70	h10	13,0	9,50	21,0	21	23	63	10	2	54 025 097	34,94		
10,00	e8	13,0	9,50	21,0	21	23	63	10	2	54 025 100	27,97		
10,00	e8	22,0	9,35	53,0	53	55	95	10	2			54 020 100	39,91
10,50	h10	13,0	10,00	21,0	23	25	70	12	2	54 025 105	37,91		
10,70	h10	13,0	10,50	21,0	23	25	70	12	2	54 025 107	41,39		
11,00	h10	13,0	10,50	21,0	23	25	70	12	2	54 025 110	34,50		
11,00	h10	22,0	10,50	53,0	55	57	102	12	2			54 020 110	47,85
11,50	h10	13,0	11,00	21,0	23	25	70	12	2	54 025 115	38,42		
11,70	h10	16,0	11,50	26,0	26	28	73	12	2	54 025 117	40,88		
12,00	e8	16,0	11,50	26,0	26	28	73	12	2	54 025 120	34,50		
12,00	e8	26,0	11,50	63,0	63	65	110	12	2			54 020 120	45,47
12,70	h10	16,0	11,50	26,0	26	28	73	12	2	54 025 127	56,83		
13,00	h10	16,0	11,50	26,0	26	28	73	12	2	54 025 130	50,89		
13,00	h10	26,0	11,50	63,0	63	65	110	12	2			54 020 130	65,81
13,70	h10	16,0	11,50	26,0	26	28	73	12	2	54 025 137	53,86		
14,00	e8	16,0	11,50	26,0	26	28	73	12	2	54 025 140	46,89		
14,00	e8	26,0	11,50	63,0	63	65	110	12	2			54 020 140	62,83
15,00	h10	16,0	11,50	26,0	26	28	73	12	2	54 025 150	50,89		
15,00	h10	26,0	11,50	63,0	63	65	110	12	2			54 020 150	70,91
15,70	h10	19,0	15,00	29,0	29	31	79	16	2	54 025 157	58,91		
16,00	e8	19,0	15,00	29,0	29	31	79	16	2	54 025 160	50,89		
16,00	e8	32,0	15,00	73,0	73	75	123	16	2			54 020 160	68,92
17,00	h10	19,0	15,00	29,0	29	31	79	16	2	54 025 170	72,87		
17,00	h10	32,0	15,00	73,0	73	75	123	16	2			54 020 170	103,11
17,70	h10	19,0	15,00	29,0	29	31	79	16	2	54 025 177	72,87		
18,00	e8	19,0	15,00	29,0	29	31	79	16	2	54 025 180	64,91		
18,00	e8	32,0	15,00	73,0	73	75	123	16	2			54 020 180	92,75
19,00	h10	19,0	15,00	29,0	29	31	79	16	2	54 025 190	80,85		
19,00	h10	32,0	15,00	73,0	73	75	123	16	2			54 020 190	107,59
19,70	h10	22,0	19,00	36,0	36	38	88	20	2	54 025 197	80,85		
20,00	e8	22,0	19,00	36,0	36	38	88	20	2	54 025 200	69,81		
20,00	e8	38,0	19,00	89,0	89	91	141	20	2			54 020 200	94,92
21,70	h10	22,0	19,00	36,0	36	38	88	20	2	54 025 217	116,48		
22,00	e8	22,0	19,00	36,0	36	38	88	20	2	54 025 220	99,47		
22,00	e8	38,0	19,00	89,0	89	91	141	20	2			54 020 220	123,90
23,70	h10	26,0	23,00	42,0	44	46	102	25	2	54 025 237	134,26		
24,00	e8	26,0	23,00	42,0	44	46	102	25	2	54 025 240	120,89		
24,00	e8	45,0	23,00	106,0	108	110	166	25	2			54 020 240	172,83
24,70	h10	26,0	24,00	44,0	44	46	102	25	2	54 025 247	137,97		
25,00	e8	26,0	24,00	44,0	44	46	102	25	2	54 025 250	120,19		
25,00	e8	45,0	24,00	108,0	108	110	166	25	2			54 020 250	143,22
26,00	h10	26,0	24,00	44,0	44	46	102	25	2	54 025 260	155,82		

	Ti100 Pro DIN 327	Ti100 Pro Factory standard
Steel	●	●
Stainless steel	●	●
Cast iron	●	●
Non ferrous metals	○	○
Heat resistant alloys	○	○
Hardened materials		

1) Factory standard

Throw-away milling cutter, HSS-E Co 8

▲ Shank similar to DIN 1835 B

N | λ_s=30° γ_s=12° | ZEFP

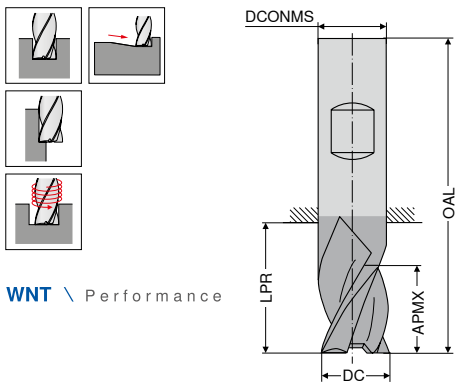

WNT \ Performance

Ti100 Pro | Ti100 Pro



Factory standard | Factory standard

B | B

DC e8 mm	APMX mm	LPR mm	OAL mm	DCONMS h6 mm	ZEFP	Article no.	EUR	Article no.	EUR
1,00	2	8	34	6	3	54 014 010	15,72		
1,50	3	8	34	6	3	54 014 015	15,72		
1,50	4	10	35	6	3			54 042 015 [1]	17,58
1,80	3	8	34	6	3	54 014 018	15,72		
2,00	4	9	35	6	3	54 014 020	15,72		
2,00	7	12	38	6	3			54 042 020	17,58
2,30	4	9	35	6	3	54 014 023	15,72		
2,50	5	10	36	6	3	54 014 025	15,72		
2,50	8	13	39	6	3			54 042 025	17,58
2,80	5	10	36	6	3	54 014 028	15,72		
3,00	5	10	36	6	3	54 014 030	15,72		
3,00	8	13	39	6	3			54 042 030	17,58
3,30	6	11	37	6	3	54 014 033	15,72		
3,50	6	11	37	6	3	54 014 035	15,72		
3,50	10	15	41	6	3			54 042 035	17,58
3,80	7	12	38	6	3	54 014 038	15,72		
4,00	7	12	38	6	3	54 014 040	15,72		
4,00	11	16	42	6	3			54 042 040	17,58
4,30	7	12	38	6	3	54 014 043	15,72		
4,50	7	12	38	6	3	54 014 045	15,72		
4,50	11	16	42	6	3			54 042 045	17,58
4,80	8	13	39	6	3	54 014 048	15,72		
5,00	8	13	39	6	3	54 014 050	15,72		
5,00	13	18	44	6	3			54 042 050	17,58
5,30	8	13	39	6	3	54 014 053	15,72		
5,50	8	13	39	6	3	54 014 055	15,72		
5,50	13	18	44	6	3			54 042 055	17,58
5,75	8	13	39	6	3	54 014 057	15,72		
6,00	8	13	39	6	3	54 014 060	15,72		
6,00	13	18	44	6	3			54 042 060	17,58
6,50	10	14	42	8	3	54 014 065	21,44		
6,50	16	20	48	8	3			54 042 065	23,44
7,00	10	14	42	8	3	54 014 070	21,44		
7,00	16	20	48	8	3			54 042 070	23,44
7,50	10	14	42	8	3	54 014 075	21,44		
7,50	16	20	48	8	3			54 042 075	23,44
8,00	11	15	43	8	3	54 014 080	21,44		
8,00	19	23	51	8	3			54 042 080	23,44
8,50	11	16	48	10	3	54 014 085	24,49		
8,50	19	24	56	10	3			54 042 085	26,26
9,00	11	16	48	10	3	54 014 090	24,49		
9,00	19	24	56	10	3			54 042 090	26,26
9,50	11	16	48	10	3	54 014 095	24,49		
9,50	19	24	56	10	3			54 042 095	26,26
10,00	13	18	50	10	3	54 014 100	24,49		
10,00	22	27	59	10	3			54 042 100	26,26

Steel	●	●
Stainless steel	●	●
Cast iron	●	●
Non ferrous metals	○	○
Heat resistant alloys	○	○
Hardened materials		

1) Shank tolerance -0,025 / -0,0323

End milling cutter HSS-E Co 8

▲ > Ø 28,0 mm recessed centre

N | λ_s=30° γ_s=12° | ZEFP

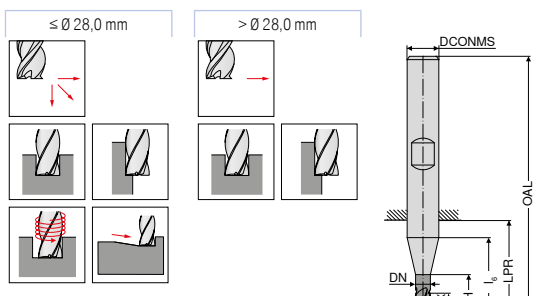

WNT \ Performance

Ti100 Pro | Ti100 Pro



DIN 69844 | DIN 844

B | B

DC k10 mm	APMX mm	DN mm	LH mm	l_6 mm	LPR mm	OAL mm	DCONMS h6 mm	ZEFP	Article no.	EUR	Article no.	EUR
2,0	7		7	13	15	51	6	4	54 018 020	24,49		
2,5	8		8	14	16	52	6	4	54 018 025	23,44		
3,0	8		8	14	16	52	6	4	54 018 030	22,93		
3,0	12		12	18	20	56	6	4			54 019 030	29,45
3,5	10		10	16	18	54	6	4	54 018 035	24,49		
4,0	11		11	17	19	55	6	4	54 018 040	21,96		
4,0	19		19	25	27	63	6	4			54 019 040	29,45
4,5	11		11	17	19	55	6	4	54 018 045	23,96		
5,0	13		13	19	21	57	6	4	54 018 050	21,96		
5,0	24		24	30	32	68	6	4			54 019 050	29,45
5,5	13		13	19	21	57	6	4	54 018 055	24,49		
6,0	13	5,5	19	19	21	57	6	4	54 018 060	22,40		
6,0	24	5,5	30	30	32	68	6	4			54 019 060	28,86
6,5	16	6,0	22	24	26	66	10	4	54 018 065	30,93		
7,0	16	6,5	22	24	26	66	10	4	54 018 070	30,49		
7,0	30	6,5	36	38	40	80	10	4			54 019 070	36,95
7,5	16	7,0	22	24	26	66	10	4	54 018 075	30,93		
8,0	19	7,5	25	27	29	69	10	4	54 018 080	29,45		
8,0	38	7,5	44	46	48	88	10	4			54 019 080	33,90
8,5	19	8,0	26	27	29	69	10	4	54 018 085	30,93		
9,0	19	8,5	26	27	29	69	10	4	54 018 090	33,46		
9,0	38	8,5	45	46	48	88	10	4			54 019 090	39,91
9,5	19	9,0	26	27	29	69	10	4	54 018 095	38,42		
10,0	22	9,5	30	30	32	72	10	4	54 018 100	30,93		
10,0	45	9,5	53	53	55	95	10	4			54 019 100	36,42
10,5	22	10,0	30	32	34	79	12	4	54 018 105	42,51		
11,0	22	10,5	30	32	34	79	12	4	54 018 110	37,91		
11,0	45	10,5	53	55	57	102	12	4			54 019 110	48,44
11,5	22	11,0	30	32	34	79	12	4	54 018 115	38,88		
12,0	26	11,5	36	36	38	83	12	4	54 018 120	35,98		
12,0	53	11,5	63	63	65	110	12	4			54 019 120	42,95
13,0	26	11,5	36	36	38	83	12	4	54 018 130	52,89		
14,0	26	11,5	36	36	38	83	12	4	54 018 140	44,88		
14,0	53	11,5	63	63	65	110	12	4			54 019 140	56,83
15,0	26	11,5	36	36	38	83	12	4	54 018 150	53,86		
15,0	53	11,5	63	63	65	110	12	4			54 019 150	65,81
16,0	32	15,0	42	42	44	92	16	4	54 018 160	52,89		
16,0	63	15,0	73	73	75	123	16	4			54 019 160	63,80
18,0	32	15,0	42	42	44	92	16	4	54 018 180	72,87		
18,0	63	15,0	73	73	75	123	16	4			54 019 180	90,51
20,0	38	19,0	52	52	54	104	20	4	54 018 200	76,44		
20,0	75	19,0	89	89	91	141	20	4			54 019 200	94,92
22,0	38	19,0	52	52	54	104	20	5	54 018 220	101,64		
22,0	75	19,0	89	89	91	141	20	5			54 019 220	153,51
24,0	45	23,0	61	63	65	121	25	5	54 018 240	117,18		
24,0	90	23,0	106	108	110	166	25	5			54 019 240	170,66
25,0	45	24,0	63	63	65	121	25	5	54 018 250	112,07		
25,0	90	24,0	108	108	110	166	25	5			54 019 250	163,24
28,0	45	24,0	63	63	65	121	25	5	54 018 280	137,97		
28,0	90	24,0	108	108	110	166	25	5			54 019 280	213,64
30,0	45	24,0	63	63	65	121	25	5	54 018 300	163,94		
30,0	90	24,0	108	108	110	166	25	5			54 019 300	254,45
32,0	53	31,0	70	70	73	133	32	5	54 018 320	155,82		
32,0	106	31,0	123	123	126	186	32	6			54 019 320	247,80
36,0	53	31,0	70	70	73	133	32	6	54 018 360	224,84		
40,0	63	38,0	80	80	85	155	40	6	54 018 400	279,72		
40,0	125	38,0	142	142	147	217	40	6			54 019 400	367,22
45,0	125	38,0	142	142	147	217	40	8			54 019 450	505,96
50,0	150	48,0	172	172	172	252	50	8			54 019 500	587,58

Steel	●	●
Stainless steel	●	●
Cast iron	●	●
Non ferrous metals	○	○
Heat resistant alloys	○	○
Hardened materials		

Where is my order right now?

Order Delivery Tracking

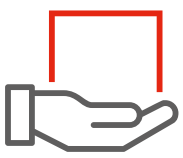

For those who do not want to lose sight of their order: With the shipment number you can track the current status of your order online – no matter how your order was placed.

Powdersteel Fine rough milling cutter

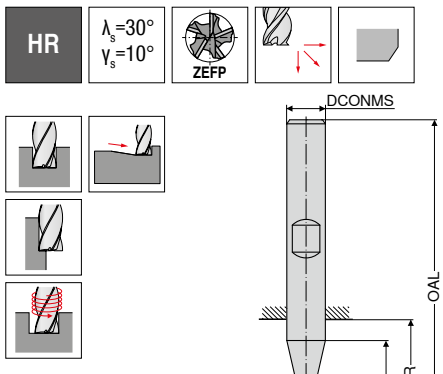

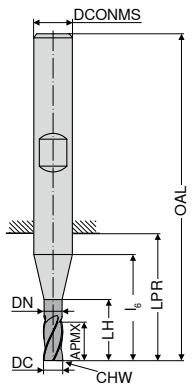

WNT \ Performance

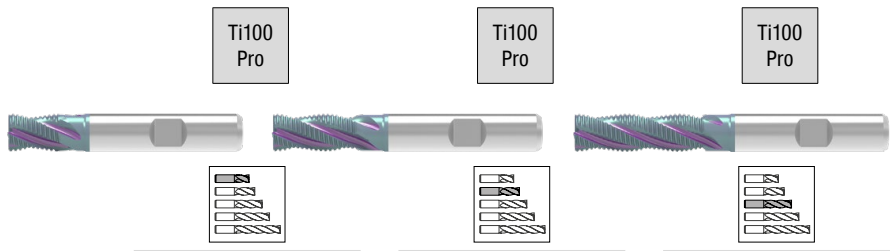

	Ti100 Pro		Ti100 Pro		Ti100 Pro	
	Factory standard		DIN 844		Factory standard	
	B		B		B	
	Article no.	EUR	Article no.	EUR	Article no.	EUR

DC k12 mm	APMX mm	DN mm	LH mm	l6 mm	LPR mm	OAL mm	DCONMS h6 mm	CHW mm	ZEFP
6	8	5,5	14	14	16	52	6	0,35	4
6	13	5,5	19	19	21	57	6	0,35	4
8	11	7,5	17	19	21	61	10	0,45	4
8	19	7,5	25	27	29	69	10	0,45	4
8	28	7,5	34	36	38	78	10	0,45	4
10	13	9,5	21	21	23	63	10	0,45	4
10	22	9,5	30	30	32	72	10	0,45	4
10	34	9,5	42	42	44	84	10	0,45	4
12	16	11,5	26	26	28	73	12	0,60	4
12	26	11,5	36	36	38	83	12	0,60	4
12	40	11,5	50	50	52	97	12	0,60	4
14	16	11,5	26	26	28	73	12	0,60	4
14	26	11,5	36	36	38	83	12	0,60	4
14	40	11,5	50	50	52	97	12	0,60	4
16	19	15,0	29	29	31	79	16	0,70	4
16	32	15,0	42	42	44	92	16	0,70	4
16	48	15,0	58	58	60	108	16	0,70	4
18	19	15,0	29	29	31	79	16	0,70	4
18	32	15,0	42	42	44	92	16	0,70	4
18	48	15,0	58	58	60	108	16	0,70	4
20	22	19,0	36	36	38	88	20	0,70	4
20	38	19,0	52	52	54	104	20	0,70	4
20	56	19,0	70	70	72	122	20	0,70	4
22	22	19,0	36	36	38	88	20	0,70	4
22	38	19,0	52	52	54	104	20	0,70	4
22	56	19,0	70	70	72	122	20	0,70	4
25	26	24,0	44	44	46	102	25	0,70	4
25	45	24,0	63	63	65	121	25	0,70	4
25	68	24,0	86	86	88	144	25	0,70	4
28	26	24,0	44	44	46	102	25	0,90	5
30	45	24,0	63	63	65	121	25	0,90	5
32	32	31,0	49	49	52	112	32	0,90	6
32	53	31,0	70	70	73	133	32	0,90	6

DC k12 mm	Ti100 Pro Factory standard B Article no.	EUR	Ti100 Pro DIN 844 B Article no.	EUR	Ti100 Pro Factory standard B Article no.	EUR
6	54 031 060	44,37				
6			54 032 060	33,90		
8	54 031 080	49,92				
8			54 032 080	47,85		
8					54 033 080	65,28
10	54 031 100	49,92				
10			54 032 100	52,89		
10					54 033 100	70,00
12	54 031 120	58,91				
12			54 032 120	59,86		
12					54 033 120	81,62
14	54 031 140	75,67				
14			54 032 140	66,77		
14					54 033 140	106,82
16	54 031 160	83,09				
16			54 032 160	83,09		
16					54 033 160	122,36
18	54 031 180	99,47				
18			54 032 180	101,64		
18					54 033 180	151,34
20	54 031 200	112,07				
20			54 032 200	116,48		
20					54 033 200	153,51
22	54 031 220	149,80				
22			54 032 220	162,47		
22					54 033 220	213,64
25	54 031 250	176,54				
25			54 032 250	159,53		
25					54 033 250	239,61
28	54 031 280	221,83				
30			54 032 300	271,53		
32	54 031 320	235,90				
32			54 032 320	255,15		

	Ti100 Pro	Ti100 Pro	Ti100 Pro
Steel	●	●	●
Stainless steel	●	●	●
Cast iron	●	●	●
Non ferrous metals	○	○	○
Heat resistant alloys	○	○	○
Hardened materials			

Fine profile milling cutter HSS-E Co 8

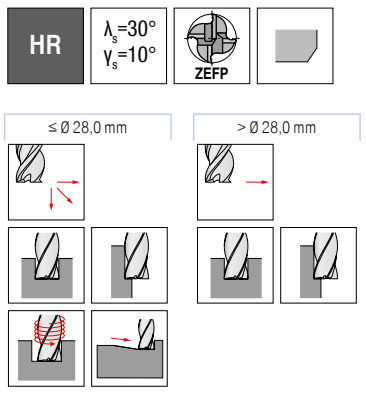

WNT \ Performance

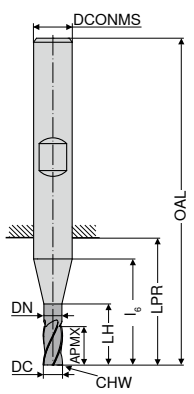

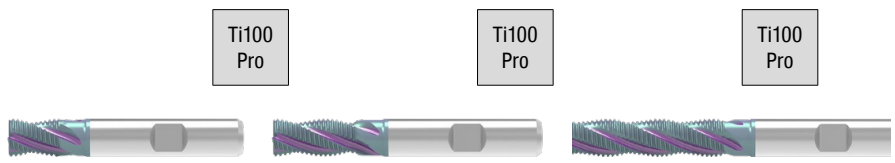

	Ti100 Pro		Ti100 Pro		Ti100 Pro	
	Factory standard		DIN 69844		DIN 844	
	B		B		B	
	Article no.	EUR	Article no.	EUR	Article no.	EUR

DC k12 mm	APMX mm	DN mm	LH mm	l6 mm	LPR mm	OAL mm	DCONMS h6 mm	CHW mm	ZEFP
4	11		11	17	19	55	6	0,35	3
5	13		13	19	21	57	6	0,35	3
6	8	5,5	14	14	16	52	6	0,35	4
6	13	5,5	19	19	21	57	6	0,35	4
6	24	5,5	30	30	32	68	6	0,35	4
8	11	7,5	17	19	21	61	10	0,45	4
8	19	7,5	25	27	29	69	10	0,45	4
8	38	7,5	44	46	48	88	10	0,45	4
10	13	9,5	21	21	23	63	10	0,45	4
10	22	9,5	30	30	32	72	10	0,45	4
10	45	9,5	53	53	55	95	10	0,45	4
12	16	11,5	26	26	28	73	12	0,60	4
12	26	11,5	36	36	38	83	12	0,60	4
12	53	11,5	63	63	65	110	12	0,60	4
14	16	11,5	26	26	28	73	12	0,60	4
14	26	11,5	36	36	38	83	12	0,60	4
14	53	11,5	63	63	65	110	12	0,60	4
16	19	15,0	29	29	31	79	16	0,70	4
16	32	15,0	42	42	44	92	16	0,70	4
16	63	15,0	73	73	75	123	16	0,70	4
18	19	15,0	29	29	31	79	16	0,70	4
18	32	15,0	42	42	44	92	16	0,70	4
18	63	15,0	73	73	75	123	16	0,70	4
20	22	19,0	36	36	38	88	20	0,70	4
20	38	19,0	52	52	54	104	20	0,70	4
20	75	19,0	89	89	91	141	20	0,70	4
22	38	19,0	52	52	54	114	20	0,70	4
22	75	19,0	89	89	91	141	20	0,70	4
25	45	24,0	63	63	65	121	25	0,70	4
25	90	24,0	108	108	110	166	25	0,70	4
28	45	24,0	63	63	65	121	25	0,90	5
28	90	24,0	108	108	110	166	25	0,90	5
30	45	24,0	63	63	65	121	25	0,90	5
30	90	24,0	108	108	110	166	25	0,90	5
32	53	31,0	70	70	73	133	32	0,90	6
32	106	31,0	123	123	126	186	32	0,90	6

DC k12 mm	Ti100 Pro Factory standard B Article no.	EUR	Ti100 Pro DIN 69844 B Article no.	EUR	Ti100 Pro DIN 844 B Article no.	EUR
4			54 023 040	32,94		
5			54 023 050	32,94		
6	54 022 060	35,39				
6			54 023 060	28,41		
6					54 024 060	53,86
8	54 022 080	43,84				
8			54 023 080	31,46		
8					54 024 080	63,80
10	54 022 100	38,88				
10			54 023 100	33,90		
10					54 024 100	66,77
12	54 022 120	47,85				
12			54 023 120	39,91		
12					54 024 120	74,90
14	54 022 140	60,83				
14			54 023 140	44,88		
14					54 024 140	86,03
16	54 022 160	63,80				
16			54 023 160	51,86		
16					54 024 160	100,87
18	54 022 180	83,09				
18			54 023 180	63,80		
18					54 024 180	123,20
20	54 022 200	86,03				
20			54 023 200	75,67		
20					54 024 200	143,22
22			54 023 220	95,76		
22					54 024 220	195,86
25			54 023 250	103,11		
25					54 024 250	229,25
28			54 023 280	156,52		
28					54 024 280	288,61
30			54 023 300	134,26		
30					54 024 300	314,58
32			54 023 320	160,23		
32					54 024 320	320,46

	Ti100 Pro	Ti100 Pro	Ti100 Pro
Steel	●	●	●
Stainless steel	●	●	●
Cast iron	●	●	●
Non ferrous metals	○	○	○
Heat resistant alloys	○	○	○
Hardened materials			

THE UPGRADE – FEEL THE DIFFERENCE!

Increased process security

Optimised core geometry

- ▲ Less vibration even with high angles of contact
- ▲ Significantly increased fracture resistance

Improved performance

Latest Dragonskin coating

- ▲ Processing of almost all materials
- ▲ Increased temperature resistance
- ▲ Wet and dry machining

Increased stability

Improved chip clearance

- ▲ Smoother processing
- ▲ Lower forces during chip formation
- ▲ Reduced heat generation

More flexibility

Expanded product range

- ▲ Greater range of diameters
- ▲ Increased range of flute options
- ▲ HA shank options
- ▲ Versions with thro' coolant
- ▲ Roughing-finishing, rough and full slot milling cutters

SilverLine – End milling cutter

N | λ_s=30° γ_s=14° | ZEFP | HPC

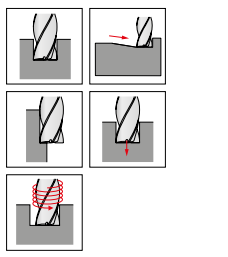

WNT \ Performance

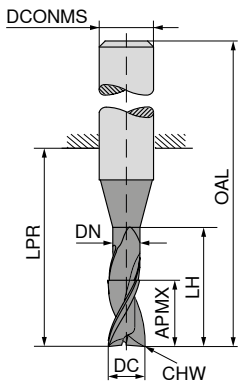

DPB72S

DRAGONSKIN

≈DIN 6527

HB

DC e8 mm	APMX mm	DN mm	LH mm	LPR mm	OAL mm	DCONMS h6 mm	CHW mm	ZEFP	NEW Article no.	EUR
3,0	8	2,8	15	21	57	6	0,1	2	50 958 03200	38,09
3,5	11	3,3	15	21	57	6	0,1	2	50 958 03700	38,09
4,0	11	3,8	15	21	57	6	0,1	2	50 958 04200	38,09
4,5	13	4,3	21	21	57	6	0,1	2	50 958 04700	38,09
5,0	13	4,8	21	21	57	6	0,1	2	50 958 05200	38,09
5,5	13	5,3	21	21	57	6	0,1	2	50 958 05700	38,09
6,0	13	5,8	21	21	57	6	0,1	2	50 958 06200	38,09
7,0	16	6,8	27	27	63	8	0,1	2	50 958 07200	44,36
8,0	19	7,8	27	27	63	8	0,1	2	50 958 08200	44,36
9,0	19	8,8	32	32	72	10	0,1	2	50 958 09200	61,73
10,0	22	9,8	32	32	72	10	0,1	2	50 958 10200	61,73
11,0	26	10,8	38	38	83	12	0,1	2	50 958 11200	89,45
12,0	26	11,8	38	38	83	12	0,1	2	50 958 12200	89,45
14,0	26	13,8	38	38	83	14	0,1	2	50 958 14200	111,50
15,0	32	14,7	44	44	92	16	0,1	2	50 958 15200	144,60
16,0	32	15,7	44	44	92	16	0,1	2	50 958 16200	144,60
17,0	32	16,7	44	44	92	18	0,1	2	50 958 17200	175,60
18,0	32	17,7	44	44	92	18	0,1	2	50 958 18200	175,60
19,0	38	18,7	54	54	104	20	0,1	2	50 958 19200	217,30
20,0	38	19,7	54	54	104	20	0,1	2	50 958 20200	217,30

Steel	●
Stainless steel	●
Cast iron	●
Non ferrous metals	○
Heat resistant alloys	●
Hardened materials	

SilverLine – End milling cutter

N | λ_s=45° γ_s= 5° | ZEFP | HPC

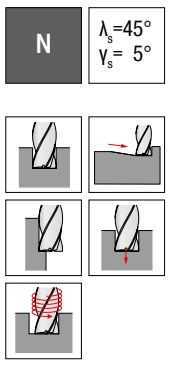

WNT \ Performance

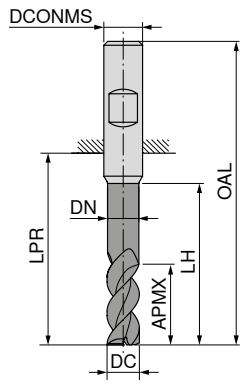

DPB72S DRAGONSKIN | DPB72S DRAGONSKIN | DPB72S DRAGONSKIN

DC f8 mm	APMX mm	DN mm	LH mm	LPR mm	OAL mm	DCONMS h6 mm	ZEFP	Factory standard HB NEW Article no.	EUR	Factory standard HB NEW Article no.	EUR	Factory standard HB NEW Article no.	EUR
3,0	8	2,9	15	21	57	6	3			50 992 03200	46,18		
3,5	11	3,4	16	21	57	6	3			50 992 03700	46,18		
4,0	8	3,9	15	18	54	6	3	50 992 04100	44,52				
4,0	11	3,9	16	21	57	6	3			50 992 04200	44,52		
4,0	16			26	62	6	3					50 992 04400	46,94
4,5	13	4,4	19	21	57	6	3			50 992 04700	46,18		
5,0	9	4,9	16	18	54	6	3	50 992 05100	44,52				
5,0	13	4,9	19	21	57	6	3			50 992 05200	44,52		
5,0	17			26	62	6	3					50 992 05400	46,94
5,5	13	5,4	19	21	57	6	3			50 992 05700	48,45		
6,0	10	5,9	17	18	54	6	3	50 992 06100	46,30				
6,0	13	5,9	19	21	57	6	3			50 992 06200	46,85		
6,0	18			26	62	6	3					50 992 06400	52,06
6,5	19	6,3	25	27	63	8	3			50 992 06700	56,33		
7,0	19	6,8	25	27	63	8	3			50 992 07200	56,33		
7,5	19	7,3	25	27	63	8	3			50 992 07700	56,33		
8,0	12		20	22	58	8	3	50 992 08100	52,61				
8,0	19	7,8	25	27	63	8	3			50 992 08200	54,70		
8,0	24			32	68	8	3					50 992 08400	58,48
8,5	22	8,2	30	32	72	10	3			50 992 08700	93,88		
9,0	22	8,7	30	32	72	10	3			50 992 09200	93,88		
9,5	22	9,2	30	32	72	10	3			50 992 09700	93,88		
10,0	14	9,7	24	26	66	10	3	50 992 10100	83,15				
10,0	22	9,7	30	32	72	10	3			50 992 10200	92,15		
10,0	30			40	80	10	3					50 992 10400	104,10
12,0	16	11,7	26	28	73	12	3	50 992 12100	116,60				
12,0	26	11,7	36	38	83	12	3			50 992 12200	124,80		
12,0	36			48	93	12	3					50 992 12400	141,30
14,0	18	13,7	28	30	75	14	3	50 992 14100	144,00				
14,0	26	13,7	36	38	83	14	3			50 992 14200	164,60		
14,0	42			54	99	14	3					50 992 14400	183,00
16,0	22	15,5	32	34	82	16	3	50 992 16100	174,30				
16,0	32	15,5	42	44	92	16	3			50 992 16200	279,30		
16,0	48			60	108	16	3					50 992 16400	282,40
18,0	24	17,5	34	36	84	18	3	50 992 18100	240,50				
18,0	32	17,5	42	44	92	18	3			50 992 18200	287,90		
18,0	54			66	114	18	3					50 992 18400	364,10
20,0	26	19,5	40	42	92	20	3	50 992 20100	294,70				
20,0	38	19,5	52	54	104	20	3			50 992 20200	335,90		
20,0	60			76	126	20	3					50 992 20400	420,40

Steel	●	●	●
Stainless steel	●	●	●
Cast iron	●	●	●
Non ferrous metals	○	○	○
Heat resistant alloys	●	●	●
Hardened materials			

Customer Service Centre
Freephone: 1800 93 22 55

Ordering via the Online Shop
http://cuttingtools.ceratizit.com

SilverLine – End milling cutter

N | λ_s=45° γ_s= 5° | ZEFP | HPC

WNT \ Performance

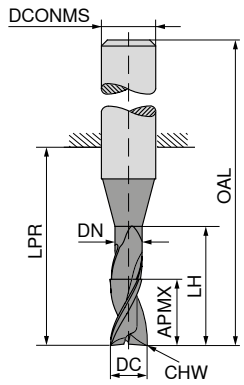

DC f8	APMX	DN	LH	LPR	OAL	DCONMS h6	CHW	ZEFP	≈DIN 6527 HB NEW Article no.	EUR	≈DIN 6527 HB NEW Article no.	EUR	≈DIN 6527 HB NEW Article no.	EUR
mm	mm	mm	mm	mm	mm	mm	mm							
3,0	8	2,9	15	21	57	6	0,1	3			50 966 03200	46,18		
3,5	11	3,4	16	21	57	6	0,1	3			50 966 03700	46,18		
4,0	8	3,9	15	18	54	6	0,1	3	50 966 04100	44,52				
4,0	11	3,9	16	21	57	6	0,1	3			50 966 04200	44,52		
4,0	16			26	62	6	0,1	3					50 966 04400	46,94
4,5	13	4,4	19	21	57	6	0,1	3			50 966 04700	46,18		
5,0	9	4,9	16	18	54	6	0,1	3	50 966 05100	44,52				
5,0	13	4,9	19	21	57	6	0,1	3			50 966 05200	44,52		
5,0	17			26	62	6	0,1	3					50 966 05400	46,94
5,5	13	5,4	19	21	57	6	0,1	3			50 966 05700	48,45		
6,0	10	5,9	17	18	54	6	0,2	3	50 966 06100	46,30				
6,0	13	5,9	19	21	57	6	0,2	3			50 966 06200	46,85		
6,0	18			26	62	6	0,2	3					50 966 06400	52,06
6,5	19	6,3	25	27	63	8	0,2	3			50 966 06700	56,33		
7,0	19	6,8	25	27	63	8	0,2	3			50 966 07200	56,33		
7,5	19	7,3	25	27	63	8	0,2	3			50 966 07700	56,33		
8,0	12	7,8	20	22	58	8	0,2	3	50 966 08100	52,61				
8,0	19	7,8	25	27	63	8	0,2	3			50 966 08200	54,70		
8,0	24			32	68	8	0,2	3					50 966 08400	58,48
8,5	22	8,2	30	32	72	10	0,2	3			50 966 08700	93,88		
9,0	22	8,7	30	32	72	10	0,2	3			50 966 09200	93,88		
9,5	22	9,2	30	32	72	10	0,2	3			50 966 09700	93,88		
10,0	14	9,7	24	26	66	10	0,2	3	50 966 10100	83,15				
10,0	22	9,7	30	32	72	10	0,2	3			50 966 10200	92,15		
10,0	30			40	80	10	0,2	3					50 966 10400	104,10
12,0	16	11,7	26	28	73	12	0,2	3	50 966 12100	116,60				
12,0	26	11,7	36	38	83	12	0,2	3			50 966 12200	124,80		
12,0	36			48	93	12	0,2	3					50 966 12400	141,30
14,0	18	13,7	28	30	75	14	0,2	3	50 966 14100	144,00				
14,0	26	13,7	36	38	83	14	0,2	3			50 966 14200	164,60		
14,0	42			54	99	14	0,2	3					50 966 14400	183,00
16,0	22	15,5	32	34	82	16	0,2	3	50 966 16100	174,30				
16,0	32	15,5	42	44	92	16	0,2	3			50 966 16200	279,30		
16,0	48			60	108	16	0,2	3					50 966 16400	282,40
18,0	24	17,5	34	36	84	18	0,2	3	50 966 18100	240,50				
18,0	32	17,5	42	44	92	18	0,2	3			50 966 18200	287,90		
18,0	54			66	114	18	0,2	3					50 966 18400	364,10
20,0	26	19,5	40	42	92	20	0,2	3	50 966 20100	294,70				
20,0	38	19,5	52	54	104	20	0,2	3			50 966 20200	335,90		
20,0	60			76	126	20	0,2	3					50 966 20400	420,40

Steel	●	●	●
Stainless steel	●	●	●
Cast iron	●	●	●
Non ferrous metals	○	○	○
Heat resistant alloys	●	●	●
Hardened materials			

DC f8	RE	APMX	DN	LH	LPR	OAL	DCONMS h6	ZEFP	≈DIN 6527 HB NEW Article no.	EUR	≈DIN 6527 HB NEW Article no.	EUR	≈DIN 6527 HB NEW Article no.	EUR
mm	mm	mm	mm	mm	mm	mm	mm							
4	0,5	8	3,9	15	18	54	6	3	50 967 04105	54,30				
4	0,5	11	3,9	16	21	57	6	3			50 967 04205	55,94		
4	0,5	16			26	62	6	3					50 967 04405	59,39
5	0,5	9	4,9	16	18	54	6	3	50 967 05105	54,30				
5	0,5	13	4,9	19	21	57	6	3			50 967 05205	55,94		
5	0,5	17			26	62	6	3					50 967 05405	59,39
6	0,5	10	5,9	17	18	54	6	3	50 967 06105	55,76				
6	0,5	13	5,9	19	21	57	6	3			50 967 06205	65,12		
6	0,5	18			26	62	6	3					50 967 06405	65,88
8	1,0	12	7,8	20	22	58	8	3	50 967 08110	65,58				
8	1,0	19	7,8	25	27	63	8	3			50 967 08210	74,82		
8	1,0	24			32	68	8	3					50 967 08410	74,03
10	1,0	14	9,7	24	26	66	10	3	50 967 10110	118,20				
10	1,0	22	9,7	30	32	72	10	3			50 967 10210	128,10		
10	1,0	30			40	80	10	3					50 967 10410	131,70
12	1,5	16	11,7	26	28	73	12	3	50 967 12115	163,30				
12	1,5	26	11,7	36	38	83	12	3			50 967 12215	174,10		
12	1,5	36			48	93	12	3					50 967 12415	178,80
16	2,0	22	15,5	32	34	82	16	3	50 967 16120	331,00				
16	2,0	32	15,5	42	44	92	16	3			50 967 16220	336,50		
16	2,0	48			60	108	16	3					50 967 16420	357,30
20	2,0	26	19,5	40	42	92	20	3	50 967 20120	479,00				
20	2,0	38	19,5	52	54	104	20	3			50 967 20220	490,50		
20	2,0	60			76	126	20	3					50 967 20420	531,90

Steel	●	●	●
Stainless steel	●	●	●
Cast iron	●	●	●
Non ferrous metals	○	○	○
Heat resistant alloys	●	●	●
Hardened materials			

SilverLine – End milling cutter

N | λ_s=35° 38° | γ_s= 9° | ZEFP | HPC

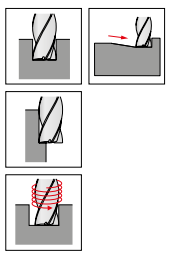

WNT \ Performance

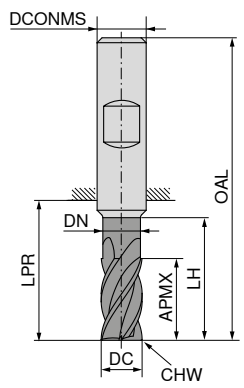



DC f8	APMX	DN	LH	LPR	OAL	DCONMS h6	α°	ZEFP	DPB72S DRAGONSKIN DIN 6527 HA NEW Article no.	EUR	DPB72S DRAGONSKIN DIN 6527 HB NEW Article no.	EUR	DPB72S DRAGONSKIN DIN 6527 HA NEW Article no.	EUR	DPB72S DRAGONSKIN DIN 6527 HB NEW Article no.	EUR
mm	mm	mm	mm	mm	mm	mm										
3	6,5	2,8	9	19	55	6	15	4	50 974 03200	35,49	50 975 03200	35,49				
3	6,5	2,8	15	22	58	6	15	4					50 974 03400	37,21	50 975 03400	37,21
4	8,5	3,8	12	19	55	6	15	4	50 974 04200	35,49	50 975 04200	35,49				
4	8,5	3,8	20	26	62	6	15	4					50 974 04400	37,21	50 975 04400	37,21
5	10,5	4,8	15	22	58	6	15	4	50 974 05200	35,49	50 975 05200	35,49				
5	10,5	4,8	25	34	70	6	15	4					50 974 05400	37,21	50 975 05400	37,21
6	13,0	5,8	18	22	58	6	15	4	50 974 06200	35,49	50 975 06200	35,49				
6	13,0	5,8	30	34	70	6	15	4					50 974 06400	37,21	50 975 06400	37,21
8	17,0	7,7	24	28	64	8	45	4	50 974 08200	48,39	50 975 08200	48,39				
8	17,0	7,7	40	44	80	8	45	4					50 974 08400	53,25	50 975 08400	53,25
10	21,0	9,7	30	34	74	10	45	4	50 974 10200	70,83	50 975 10200	70,83				
10	21,0	9,7	50	54	94	10	45	4					50 974 10400	78,30	50 975 10400	78,30
12	25,0	11,6	36	40	85	12	45	4	50 974 12200	89,25	50 975 12200	89,25				
12	25,0	11,6	60	64	109	12	45	4					50 974 12400	97,90	50 975 12400	97,90
14	29,0	13,6	42	46	91	14	45	4	50 974 14200	125,10	50 975 14200	125,10				
14	29,0	13,6	70	74	119	14	45	4					50 974 14400	137,60	50 975 14400	137,60
16	33,0	15,5	48	52	100	16	45	4	50 974 16200	200,30	50 975 16200	200,30				
16	33,0	15,5	80	84	132	16	45	4					50 974 16400	220,40	50 975 16400	220,40
18	38,0	17,5	54	58	106	18	45	4	50 974 18200	253,30	50 975 18200	253,30				
18	38,0	17,5	90	94	142	18	45	4					50 974 18400	278,70	50 975 18400	278,70
20	42,0	19,5	60	64	114	20	45	4	50 974 20200	274,00	50 975 20200	274,00				
20	42,0	19,5	100	104	154	20	45	4					50 974 20400	303,40	50 975 20400	303,40
Steel									●		●		●		●	
Stainless steel									●		●		●		●	
Cast iron									●		●		●		●	
Non ferrous metals									○		○		○		○	
Heat resistant alloys									●		●		●		●	
Hardened materials																

DC f8	APMX	LPR	OAL	DCONMS h6	CHW	ZEFP	≈DIN 6527 HA NEW Article no.	EUR	≈DIN 6527 HB NEW Article no.	EUR	≈DIN 6527 HA NEW Article no.	EUR	≈DIN 6527 HB NEW Article no.	EUR
mm	mm	mm	mm	mm	mm									
3,0	5	14	50	6	0,1	4	50 972 03100	38,21	50 973 03100	38,21				
3,0	8	21	57	6	0,1	4					50 972 03200	38,21	50 973 03200	38,21
3,5	8	18	54	6	0,1	4	50 972 03600	38,21	50 973 03600	38,21				
3,5	11	21	57	6	0,1	4					50 972 03700	38,21	50 973 03700	38,21
4,0	8	18	54	6	0,1	4	50 972 04100	38,21	50 973 04100	38,21				
4,0	11	21	57	6	0,1	4					50 972 04200	38,21	50 973 04200	38,21
4,5	9	18	54	6	0,1	4	50 972 04600	39,00	50 973 04600	39,00				
4,5	13	21	57	6	0,1	4					50 972 04700	39,00	50 973 04700	39,00
5,0	9	18	54	6	0,1	4	50 972 05100	39,00	50 973 05100	39,00				
5,0	13	21	57	6	0,1	4					50 972 05200	39,00	50 973 05200	39,00
5,5	10	18	54	6	0,1	4	50 972 05600	37,73	50 973 05600	37,73				
5,5	13	21	57	6	0,1	4					50 972 05700	37,73	50 973 05700	37,73
6,0	10	18	54	6	0,1	4	50 972 06100	37,73	50 973 06100	37,73				
6,0	13	21	57	6	0,1	4					50 972 06200	37,73	50 973 06200	37,73
7,0	12	22	58	8	0,2	4	50 972 07100	50,18	50 973 07100	50,18				
7,0	21	27	63	8	0,2	4					50 972 07200	50,18	50 973 07200	50,18
8,0	12	22	58	8	0,2	4	50 972 08100	50,18	50 973 08100	50,18				
8,0	21	27	63	8	0,2	4					50 972 08200	50,18	50 973 08200	50,18
9,0	14	26	66	10	0,2	4	50 972 09100	65,48	50 973 09100	65,48				
9,0	22	32	72	10	0,2	4					50 972 09200	65,48	50 973 09200	65,48
10,0	14	26	66	10	0,2	4	50 972 10100	65,48	50 973 10100	65,48				
10,0	22	32	72	10	0,2	4					50 972 10200	65,48	50 973 10200	65,48
11,0	16	28	73	12	0,3	4	50 972 11100	103,50	50 973 11100	103,50				
11,0	26	38	83	12	0,3	4					50 972 11200	103,50	50 973 11200	103,50
12,0	16	28	73	12	0,3	4	50 972 12100	103,50	50 973 12100	103,50				
12,0	26	38	83	12	0,3	4					50 972 12200	103,50	50 973 12200	103,50
14,0	16	28	73	14	0,3	4	50 972 14100	133,00	50 973 14100	133,00				
14,0	26	38	83	14	0,3	4					50 972 14200	133,00	50 973 14200	133,00
15,0	22	34	82	16	0,3	4	50 972 15100	164,30	50 973 15100	164,30				
15,0	36	44	92	16	0,3	4					50 972 15200	164,30	50 973 15200	164,30
16,0	22	34	82	16	0,3	4	50 972 16100	164,30	50 973 16100	164,30				
16,0	36	44	92	16	0,3	4					50 972 16200	164,30	50 973 16200	164,30
17,0	22	34	82	18	0,3	4	50 972 17100	223,40	50 973 17100	223,40				
17,0	36	44	92	18	0,3	4					50 972 17200	223,40	50 973 17200	223,40
18,0	22	34	82	18	0,3	4	50 972 18100	223,40	50 973 18100	223,40				
18,0	36	44	92	18	0,3	4					50 972 18200	223,40	50 973 18200	223,40
19,0	26	42	92	20	0,3	4	50 972 19100	253,50	50 973 19100	253,50				
19,0	41	54	104	20	0,3	4					50 972 19200	253,50	50 973 19200	253,50
20,0	26	42	92	20	0,3	4	50 972 20100	253,50	50 973 20100	253,50				
20,0	41	54	104	20	0,3	4					50 972 20200	253,50	50 973 20200	253,50
Steel							●		●		●		●	
Stainless steel							●		●		●		●	
Cast iron							●		●		●		●	
Non ferrous metals							○		○		○		○	
Heat resistant alloys							●		●		●		●	
Hardened materials														

Customer Service Centre
Freephone: 1800 93 22 55

Ordering via the Online Shop
http://cuttingtools.ceratizit.com

SilverLine – End milling cutter

▲ Specially for full slot milling

N | λ_s=17° 45° γ_s=15° | ZEFP | HPC

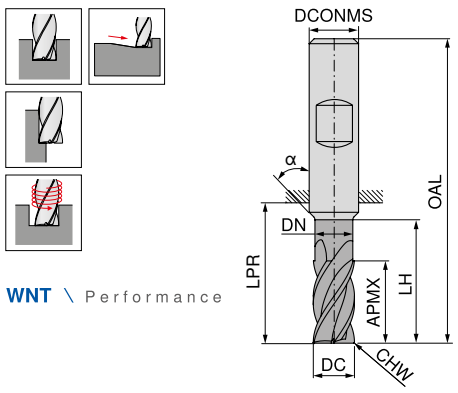

WNT \ Performance

DPB72S DRAGONSKIN

DPB72S DRAGONSKIN

DC f8 mm	APMX mm	DN mm	LH mm	LPR mm	OAL mm	DCONMS h6 mm	CHW mm	ZEFP	DIN 6527 HA NEW Article no.	EUR	DIN 6527 HB NEW Article no.	EUR
3	8	2,8	13	21	57	6	0,1	4	50 976 03200	53,36	50 977 03200	53,36
4	11	3,8	17	21	57	6	0,1	4	50 976 04200	53,36	50 977 04200	53,36
5	13	4,8	19	21	57	6	0,1	4	50 976 05200	53,36	50 977 05200	53,36
6	13	5,8	19	21	57	6	0,1	4	50 976 06200	56,06	50 977 06200	56,06
8	21	7,7	25	27	63	8	0,2	4	50 976 08200	64,27	50 977 08200	64,27
10	22	9,7	30	32	72	10	0,2	4	50 976 10200	110,40	50 977 10200	110,40
12	26	11,6	36	38	83	12	0,3	4	50 976 12200	149,60	50 977 12200	149,60
14	26	13,6	36	38	83	14	0,3	4	50 976 14200	220,30	50 977 14200	220,30
16	36	15,5	42	44	92	16	0,3	4	50 976 16200	279,40	50 977 16200	279,40
18	36	17,5	42	44	92	18	0,3	4	50 976 18200	385,70	50 977 18200	385,70
20	41	19,5	52	54	104	20	0,3	4	50 976 20200	401,50	50 977 20200	401,50

Steel	●	●
Stainless steel	●	●
Cast iron	●	●
Non ferrous metals	○	○
Heat resistant alloys		
Hardened materials		

SilverLine – End milling cutter

N | λ_s=35° 38° γ_s= 9° | ZEFP | HPC

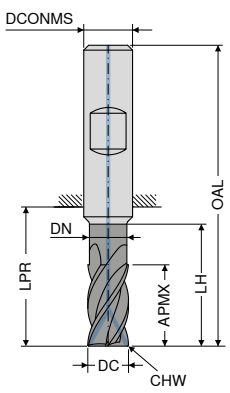

WNT \ Performance

DPB72S DRAGONSKIN

DIN 6527 HB NEW Article no.

DC f8 mm	APMX mm	DN mm	LH mm	LPR mm	OAL mm	DCONMS h6 mm	CHW mm	ZEFP	Article no.	EUR
6	13	5,8	19	21	57	6	0,1	4	50 978 06200	106,10
8	21	7,7	25	27	63	8	0,2	4	50 978 08200	123,70
10	22	9,7	30	32	72	10	0,2	4	50 978 10200	139,80
12	26	11,6	36	38	83	12	0,3	4	50 978 12200	195,50
14	26	13,6	36	38	83	14	0,3	4	50 978 14200	299,90
16	36	15,5	42	44	92	16	0,3	4	50 978 16200	299,90
18	36	17,5	42	44	92	18	0,3	4	50 978 18200	399,20
20	41	19,5	52	54	104	20	0,3	4	50 978 20200	399,20

Steel	●
Stainless steel	●
Cast iron	●
Non ferrous metals	○
Heat resistant alloys	●
Hardened materials	

SilverLine – End milling cutter

NF | λ_s=35° 38° γ_s= 9° | ZEFP | HPC

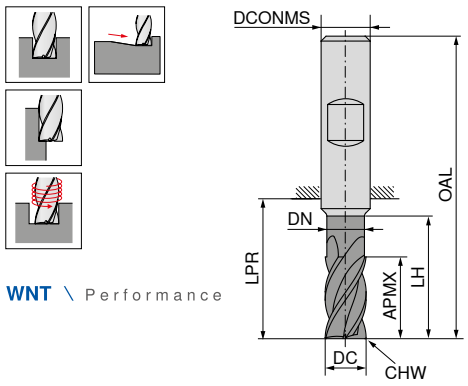

WNT \ Performance

DPB72S DRAGONSKIN

DIN 6527 HB NEW Article no.

DC f8 mm	APMX mm	DN mm	LH mm	LPR mm	OAL mm	DCONMS h6 mm	CHW mm	ZEFP	Article no.	EUR
3,0	8	2,8	13	21	57	6	0,1	4	50 969 03200	110,00
3,5	11	3,3	17	21	57	6	0,1	4	50 969 03700	110,00
4,0	11	3,8	17	21	57	6	0,1	4	50 969 04200	110,00
4,5	13	4,3	19	21	57	6	0,1	4	50 969 04700	110,00
5,0	13	4,8	19	21	57	6	0,1	4	50 969 05200	110,00
5,5	13	5,3	19	21	57	6	0,1	4	50 969 05700	110,00
6,0	13	5,8	19	21	57	6	0,1	4	50 969 06200	110,00
7,0	21	6,7	25	27	63	8	0,2	4	50 969 07200	118,50
8,0	21	7,7	25	27	63	8	0,2	4	50 969 08200	118,50
9,0	22	8,7	30	32	72	10	0,2	4	50 969 09200	124,50
10,0	22	9,7	30	32	72	10	0,2	4	50 969 10200	124,50
11,0	26	10,6	36	38	83	12	0,3	4	50 969 11200	173,80
12,0	26	11,6	36	38	83	12	0,3	4	50 969 12200	173,80
14,0	26	13,6	36	38	83	14	0,3	4	50 969 14200	248,80
15,0	36	14,5	42	44	92	16	0,3	4	50 969 15200	248,80
16,0	36	15,5	42	44	92	16	0,3	4	50 969 16200	248,80
17,0	36	16,5	42	44	92	18	0,3	4	50 969 17200	291,20
18,0	36	17,5	42	44	92	18	0,3	4	50 969 18200	291,20
19,0	41	18,5	52	54	104	20	0,3	4	50 969 19200	391,90
20,0	41	19,5	52	54	104	20	0,3	4	50 969 20200	391,90

Steel	●
Stainless steel	●
Cast iron	●
Non ferrous metals	○
Heat resistant alloys	●
Hardened materials	

SilverLine – End milling cutter

NR | λ_s=35° 38° γ_s= 9° | ZEFP | HPC

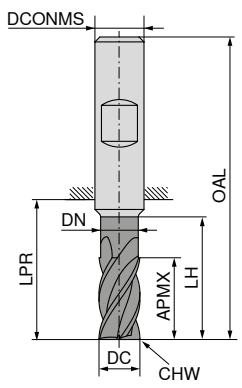

WNT \ Performance

DPB72S DRAGONSKIN

DIN 6527 HB NEW Article no.

DC f8 mm	APMX mm	DN mm	LH mm	LPR mm	OAL mm	DCONMS h6 mm	CHW mm	ZEFP	Article no.	EUR
3,0	8	2,8	13	21	57	6	0,1	4	50 979 03200	110,00
3,5	11	3,3	17	21	57	6	0,1	4	50 979 03700	110,00
4,0	11	3,8	17	21	57	6	0,1	4	50 979 04200	110,00
4,5	13	4,3	19	21	57	6	0,1	4	50 979 04700	110,00
5,0	13	4,8	19	21	57	6	0,1	4	50 979 05200	110,00
5,5	13	5,3	19	21	57	6	0,1	4	50 979 05700	110,00
6,0	13	5,8	19	21	57	6	0,1	4	50 979 06200	110,00
7,0	21	6,7	25	27	63	8	0,2	4	50 979 07200	118,50
8,0	21	7,7	25	27	63	8	0,2	4	50 979 08200	118,50
9,0	22	8,7	30	32	72	10	0,2	4	50 979 09200	124,50
10,0	22	9,7	30	32	72	10	0,2	4	50 979 10200	124,50
11,0	26	10,6	36	38	83	12	0,3	4	50 979 11200	173,80
12,0	26	11,6	36	38	83	12	0,3	4	50 979 12200	173,80
14,0	26	13,6	36	38	83	14	0,3	4	50 979 14200	248,80
15,0	36	14,5	42	44	92	16	0,3	4	50 979 15200	248,80
16,0	36	15,5	42	44	92	16	0,3	4	50 979 16200	248,80
17,0	36	16,5	42	44	92	18	0,3	4	50 979 17200	291,20
18,0	36	17,5	42	44	92	18	0,3	4	50 979 18200	291,20
19,0	41	18,5	52	54	104	20	0,3	4	50 979 19200	391,90
20,0	41	19,5	52	54	104	20	0,3	4	50 979 20200	391,90

Steel	●
Stainless steel	●
Cast iron	●
Non ferrous metals	○
Heat resistant alloys	●
Hardened materials	

SilverLine – End milling cutter with corner radius

N | λ_s=35° 38° | γ_s= 9° | ZEFP | HPC

WNT \ Performance

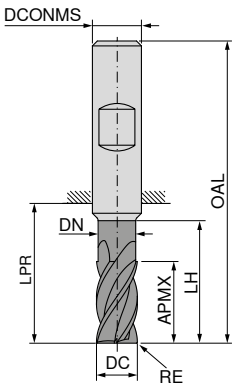



Factory standard | Factory standard | Factory standard | Factory standard

HA | HB | HA | HB

NEW | NEW | NEW | NEW

DC f8	RE ±0,01	APMX	DN	LH	LPR	OAL	DCONMS h6	ZEFP	Article no.	EUR	Article no.	EUR	Article no.	EUR	Article no.	EUR
mm	mm	mm	mm	mm	mm	mm	mm									
3	0,10	8,0	2,8	13	21	57	6	4	50 970 03201	51,49	50 971 03201	51,49				
3	0,40	8,0	2,8	13	21	57	6	4	50 970 03204	51,49	50 971 03204	51,49				
3	1,00	8,0	2,8	13	21	57	6	4	50 970 03210	51,49	50 971 03210	51,49				
3	0,50	8,0	2,8	13	21	57	6	4	50 970 03205	51,49	50 971 03205	51,49				
3	0,80	6,5	2,8	15	22	58	6	4					50 970 03408	60,52	50 971 03408	60,52
3	0,50	6,5	2,8	15	22	58	6	4					50 970 03405	60,52	50 971 03405	60,52
3	0,30	6,5	2,8	15	22	58	6	4					50 970 03403	60,52	50 971 03403	60,52
4	0,40	11,0	3,8	17	21	57	6	4	50 970 04204	51,49	50 971 04204	51,49				
4	0,10	11,0	3,8	17	21	57	6	4	50 970 04201	51,49	50 971 04201	51,49				
4	1,00	11,0	3,8	17	21	57	6	4	50 970 04210	51,49	50 971 04210	51,49				
4	0,50	11,0	3,8	17	21	57	6	4	50 970 04205	51,49	50 971 04205	51,49				
4	0,80	8,5	3,8	20	26	62	6	4					50 970 04408	60,52	50 971 04408	60,52
4	0,50	8,5	3,8	20	26	62	6	4					50 970 04405	60,52	50 971 04405	60,52
4	0,40	8,5	3,8	20	26	62	6	4					50 970 04404	60,52	50 971 04404	60,52
5	0,50	13,0	4,8	19	21	57	6	4	50 970 05205	52,33	50 971 05205	52,33				
5	0,10	13,0	4,8	19	21	57	6	4	50 970 05201	52,33	50 971 05201	52,33				
5	1,00	13,0	4,8	19	21	57	6	4	50 970 05210	52,33	50 971 05210	52,33				
5	0,80	10,5	4,8	25	34	70	6	4					50 970 05408	61,47	50 971 05408	61,47
5	0,50	10,5	4,8	25	34	70	6	4					50 970 05405	61,47	50 971 05405	61,47
6	0,50	13,0	5,8	19	21	57	6	4	50 970 06205	51,06	50 971 06205	51,06				
6	0,10	13,0	5,8	19	21	57	6	4	50 970 06201	51,06	50 971 06201	51,06				
6	1,50	13,0	5,8	19	21	57	6	4	50 970 06215	51,06	50 971 06215	51,06				
6	1,00	13,0	5,8	19	21	57	6	4	50 970 06210	51,06	50 971 06210	51,06				
6	1,00	13,0	5,8	30	34	70	6	4					50 970 06410	61,47	50 971 06410	61,47
6	0,80	13,0	5,8	30	34	70	6	4					50 970 06408	61,47	50 971 06408	61,47
6	0,60	13,0	5,8	30	34	70	6	4					50 970 06406	61,47	50 971 06406	61,47
8	0,15	21,0	7,7	25	27	63	8	4	50 970 08202	64,02	50 971 08202	64,02				
8	1,50	21,0	7,7	25	27	63	8	4	50 970 08215	64,02	50 971 08215	64,02				
8	2,00	21,0	7,7	25	27	63	8	4	50 970 08220	64,02	50 971 08220	64,02				
8	1,00	21,0	7,7	25	27	63	8	4	50 970 08210	64,02	50 971 08210	64,02				
8	0,50	21,0	7,7	25	27	63	8	4	50 970 08205	64,02	50 971 08205	64,02				
8	1,50	17,0	7,7	40	44	80	8	4					50 970 08415	74,43	50 971 08415	74,43
8	1,00	17,0	7,7	40	44	80	8	4					50 970 08410	74,43	50 971 08410	74,43
8	2,00	17,0	7,7	40	44	80	8	4					50 970 08420	74,43	50 971 08420	74,43
8	0,80	17,0	7,7	40	44	80	8	4					50 970 08408	74,43	50 971 08408	74,43
10	0,15	22,0	9,7	30	32	72	10	4	50 970 10202	80,00	50 971 10202	80,00				
10	1,50	22,0	9,7	30	32	72	10	4	50 970 10215	80,00	50 971 10215	80,00				
10	1,00	22,0	9,7	30	32	72	10	4	50 970 10210	80,00	50 971 10210	80,00				
10	2,00	22,0	9,7	30	32	72	10	4	50 970 10220	80,00	50 971 10220	80,00				
10	0,50	22,0	9,7	30	32	72	10	4	50 970 10205	80,00	50 971 10205	80,00				
10	1,50	21,0	9,7	50	54	94	10	4					50 970 10415	92,07	50 971 10415	92,07
10	1,00	21,0	9,7	50	54	94	10	4					50 970 10410	92,07	50 971 10410	92,07
10	2,00	21,0	9,7	50	54	94	10	4					50 970 10420	92,07	50 971 10420	92,07
10	0,50	21,0	9,7	50	54	94	10	4					50 970 10405	92,07	50 971 10405	92,07
12	0,20	26,0	11,6	36	38	83	12	4	50 970 12202	123,50	50 971 12202	123,50				
12	1,00	26,0	11,6	36	38	83	12	4	50 970 12210	123,50	50 971 12210	123,50				
12	1,50	26,0	11,6	36	38	83	12	4	50 970 12215	123,50	50 971 12215	123,50				
12	0,50	26,0	11,6	36	38	83	12	4	50 970 12205	123,50	50 971 12205	123,50				
12	2,00	26,0	11,6	36	38	83	12	4	50 970 12220	123,50	50 971 12220	123,50				
12	4,00	26,0	11,6	36	38	83	12	4	50 970 12240	123,50	50 971 12240	123,50				
12	3,00	26,0	11,6	36	38	83	12	4	50 970 12230	123,50	50 971 12230	123,50				
12	2,00	25,0	11,6	60	64	109	12	4					50 970 12420	139,80	50 971 12420	139,80
12	1,50	25,0	11,6	60	64	109	12	4					50 970 12415	139,80	50 971 12415	139,80
12	3,00	25,0	11,6	60	64	109	12	4					50 970 12430	139,80	50 971 12430	139,80
12	1,00	25,0	11,6	60	64	109	12	4					50 970 12410	139,80	50 971 12410	139,80
12	4,00	25,0	11,6	60	64	109	12	4					50 970 12440	139,80	50 971 12440	139,80
12	0,50	25,0	11,6	60	64	109	12	4					50 970 12405	139,80	50 971 12405	139,80
14	0,30	26,0	13,6	36	38	83	14	4	50 970 14203	186,80	50 971 14203	186,80				
14	4,00	26,0	13,6	36	38	83	14	4	50 970 14240	186,80	50 971 14240	186,80				
14	3,00	26,0	13,6	36	38	83	14	4	50 970 14230	186,80	50 971 14230	186,80				
14	2,00	26,0	13,6	36	38	83	14	4	50 970 14220	186,80	50 971 14220	186,80				
14	1,00	26,0	13,6	36	38	83	14	4	50 970 14210	186,80	50 971 14210	186,80				
14	4,00	29,0	13,6	70	74	119	14	4					50 970 14440	209,50	50 971 14440	209,50
14	2,00	29,0	13,6	70	74	119	14	4					50 970 14420	209,50	50 971 14420	209,50
14	3,00	29,0	13,6	70	74	119	14	4					50 970 14430	209,50	50 971 14430	209,50
14	1,00	29,0	13,6	70	74	119	14	4					50 970 14410	209,50	50 971 14410	209,50
16	0,30	36,0	15,5	42	44	92	16	4	50 970 16203	186,80	50 971 16203	186,80				
16	3,00	36,0	15,5	42	44	92	16	4	50 970 16230	186,80	50 971 16230	186,80				
16	4,00	36,0	15,5	42	44	92	16	4	50 970 16240	186,80	50 971 16240	186,80				
16	2,00	36,0	15,5	42	44	92	16	4	50 970 16220	186,80	50 971 16220	186,80				
16	1,00	36,0	15,5	42	44	92	16	4	50 970 16210	186,80	50 971 16210	186,80				
16	3,00	33,0	15,5	80	84	132	16	4					50 970 16430	229,80	50 971 16430	229,80
16	2,00	33,0	15,5	80	84	132	16	4					50 970 16420	229,80	50 971 16420	229,80
16	4,00	33,0	15,5	80	84	132	16	4					50 970 16440	229,80	50 971 16440	229,80
16	1,00	33,0	15,5	80	84	132	16	4					50 970 16410	229,80	50 971 16410	229,80
18	1,00	36,0	17,5	42	44	92	18	4	50 970 18210	248,50	50 971 18210	248,50				
18	4,00	36,0	17,5	42	44	92	18	4	50 970 18240	248,50	50 971 18240	248,50				
18	3,00	36,0	17,5	42	44	92	18	4	50 970 18230	248,50	50 971 18230	248,50				
18	2,00	36,0	17,5	42	44	92	18	4	50 970 18220	248,50	50 971 18220	248,50				
18	3,00	38,0	17,5	90	94	142	18	4					50 970 18430	277,20	50 971 18430	277,20
18	2,00	38,0	17,5	90	94	142	18	4					50 970 18420	277,20	50 971 18420	277,20
18	4,00	38,0	17,5	90	94	142	18	4					50 970 18440	277,20	50 971 18440	277,20
18	1,00	38,0	17,5	90	94	142	18	4					50 970 18410	277,20	50 971 18410	277,20
20	0,30	41,0	19,5	52	54	104	20	4	50 970 20203	279,80	50 971 20203	279,80				
20	3,00	41,0	19,5	52	54	104	20	4	50 970 20230	279,80	50 971 20230	279,80				
20	2,00	41,0	19,5	52	54	104	20	4	50 970 20220	279,80	50 971 20220	279,80				
20	4,00	41,0	19,5	52	54	104	20	4	50 970 20240	279,80	50 971 20240	279,80				
20	1,00	41,0	19,5	52	54	104	20	4	50 970 20210	279,80	50 971 20210	279,80				
20	4,00	42,0	19,5	100	104	154	20	4					50 970 20440	311,60	50 971 20440	311,60
20	2,00	42,0	19,5	100	104	154	20	4					50 970 20420	311,60	50 971 20420	311,60
20	3,00	42,0	19,5	100	104	154	20	4					50 970 20430	311,60	50 971 20430	311,60
20	1,00	42,0	19,5	100	104	154	20	4					50 970 20410	311,60	50 971 20410	311,60

Steel	●	●	●	●
Stainless steel	●	●	●	●
Cast iron	●	●	●	●
Non ferrous metals	○	○	○	○
Heat resistant alloys	●	●	●	●
Hardened materials				

Customer Service Centre
Freephone: 1800 93 22 55

Ordering via the Online Shop
http://cuttingtools.ceratizit.com

SilverLine – High Accuracy Finish Milling Cutter

▲ max. taper of 0.005 mm for high precision and parallelism of vertical walls
▲ Tool with cutting edge correction

N | λ_s=48° γ_s=50° γ_s=13° | ZEFP

WNT \ Performance

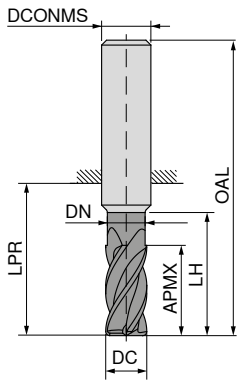

DPB72S | DRAGONSKIN

DPB72S | DRAGONSKIN

DC f8 mm	APMX mm	DN mm	LH mm	LPR mm	OAL mm	DCONMS h5 mm	ZEFP	≈DIN 6527 NEW Article no.	EUR	Factory standard NEW Article no.	EUR
6	13	5,6	19	21	57	6	6	50 991 06700	56,82		
6	10	5,8	18	22	58	6	6	50 991 06200	56,85		
6	13	5,8	27	31	67	6	6			50 991 06400	77,09
6	13	5,8	36	40	76	6	6			50 991 06900	96,30
6	15	5,6	42	44	80	6	6			50 991 90000	77,06
8	19	7,6	25	27	63	8	6	50 991 08700	65,27		
8	13	7,7	24	28	64	8	6	50 991 08200	65,03		
8	17	7,7	36	40	76	8	6			50 991 08400	95,36
8	17	7,7	48	53	89	8	6			50 991 08900	119,20
8	20	7,6	62	64	100	8	6			50 991 90100	95,24
10	22	9,6	30	32	72	10	6	50 991 10700	111,80		
10	16	9,7	30	34	74	10	6	50 991 10200	112,10		
10	21	9,7	45	49	89	10	6			50 991 10400	142,90
10	25	9,6	58	60	100	10	6			50 991 10900	142,50
10	21	9,7	60	64	104	10	6			50 991 90200	178,60
12	26	11,5	36	38	83	12	6	50 991 12700	151,50		
12	19	11,6	36	40	85	12	6	50 991 12200	151,90		
12	25	11,6	54	58	103	12	6			50 991 12400	221,20
12	30	11,5	73	75	120	12	6			50 991 12900	220,90
12	25	11,6	72	76	121	12	6			50 991 90300	276,40
16	32	15,0	42	44	92	16	6	50 991 16700	282,50		
16	25	15,5	48	52	100	16	6	50 991 16200	282,60		
16	33	15,5	72	76	124	16	6			50 991 16400	389,30
16	33	15,5	96	100	148	16	6			50 991 16900	486,60
16	40	15,0	100	102	150	16	6			50 991 90400	388,90
20	38	19,0	52	54	104	20	6	50 991 20700	407,00		
20	32	19,5	60	64	114	20	6	50 991 20200	407,20		
20	42	19,5	90	94	144	20	6			50 991 20400	536,10
20	50	19,0	98	100	150	20	6			50 991 20900	535,90
20	42	19,5	120	124	174	20	6			50 991 90500	670,10
25	40	24,5	75	80	136	25	6	50 991 25200	510,00		
25	52	24,5	113	118	174	25	6			50 991 25400	670,80
25	52	24,5	150	154	210	25	6			50 991 25900	838,50

	≈DIN 6527	Factory standard
Steel	●	●
Stainless steel	●	●
Cast iron	○	○
Non ferrous metals	○	○
Heat resistant alloys	●	●
Hardened materials		

SilverLine – Ball Nosed Cutter

N | λ_s=35° γ_s=38° γ_s= 7° | ZEFP

WNT \ Performance

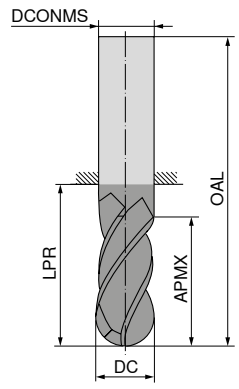

DPB72S | DRAGONSKIN

DC f8 mm	APMX mm	LPR mm	OAL mm	DCONMS h6 mm	ZEFP	Factory standard NEW Article no.	EUR
4	11	21	57	6	4	50 990 04220	47,24
5	13	21	57	6	4	50 990 05225	47,24
6	13	21	57	6	4	50 990 06230	55,27
8	19	36	72	8	4	50 990 08280	68,48
10	22	32	72	10	4	50 990 10250	86,45
12	26	38	83	12	4	50 990 12260	136,80
16	32	44	92	16	4	50 990 16280	201,90
20	38	54	104	20	4	50 990 20210	292,60

	Factory standard
Steel	●
Stainless steel	○
Cast iron	●
Non ferrous metals	○
Heat resistant alloys	
Hardened materials	

SilverLine – Ball Nosed Cutter

N | λ_s=30° γ_s= 6° | ZEFP

WNT \ Performance

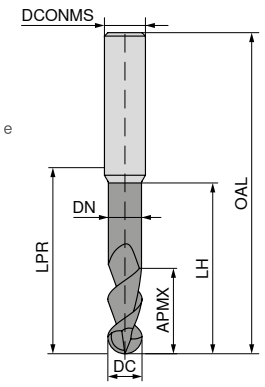

DPB72S | DRAGONSKIN

DPB72S | DRAGONSKIN

DC f8 mm	APMX mm	DN mm	LH mm	LPR mm	OAL mm	DCONMS h6 mm	ZEFP	Factory standard NEW Article no.	EUR	Factory standard NEW Article no.	EUR
3	4	2,8	10,0	14	50	6	2	50 963 03115	48,52		
3	7	3,0	8,8	24	60	6	2			50 963 03415	65,09
4	8	3,8	12,0	18	54	6	2	50 963 04120	48,52		
4	10	4,0	12,5	39	75	6	2			50 963 04420	65,09
5	9	4,8	16,0	18	54	6	2	50 963 05125	48,52		
5	12	5,0	15,0	39	75	6	2			50 963 05425	67,70
6	10	5,7	16,0	18	54	6	2	50 963 06130	48,52		
6	12	6,0	15,0	64	100	6	2			50 963 06430	78,39
7	11	6,6	20,0	22	58	8	2	50 963 07135	59,06		
8	12	7,6	20,0	22	58	8	2	50 963 08140	59,06		
8	14	8,0	17,5	64	100	8	2			50 963 08440	91,64
10	14	9,6	24,0	26	66	10	2	50 963 10150	73,85		
10	18	10,0	22,5	60	100	10	2			50 963 10450	124,60
12	16	11,5	26,0	28	73	12	2	50 963 12160	107,30		
12	22	12,0	27,5	55	100	12	2			50 963 12460	160,70
14	18	13,3	28,0	30	75	14	2	50 963 14170	124,60		
14	26	14,0	32,5	75	120	14	2			50 963 14470	256,30
16	22	15,2	32,0	34	82	16	2	50 963 16180	158,10		
16	30	16,0	37,5	102	150	16	2			50 963 16480	345,30
18	24	17,1	34,0	36	84	18	2	50 963 18190	260,50		
20	26	19,0	40,0	42	92	20	2	50 963 20110	260,50		
20	38	20,0	47,5	100	150	20	2			50 963 20410	457,60

	Factory standard	Factory standard
Steel	●	●
Stainless steel		
Cast iron	●	●
Non ferrous metals	○	○
Heat resistant alloys		
Hardened materials	○	○

SilverLine – Torus Face Milling Cutter

▲ APMX does not correspond to the maximum cutting depth
▲ r_{3D} = corner radius to be programmed

N | λ_s=52° γ_s= 4° | ZEFP | HPC

WNT \ Performance

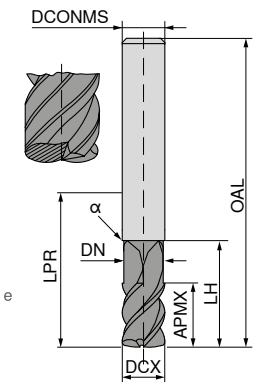

DPB72S | DRAGONSKIN

DPB72S | DRAGONSKIN

DCX f8 mm	r_{3D} mm	APMX mm	DN mm	LH mm	LPR mm	OAL mm	α°	DCONMS h6 mm	ZEFP	Factory standard NEW Article no.	EUR	Factory standard NEW Article no.	EUR
6	1,12	6	5,5	21	21	57	45	6	4	50 989 06110	68,33		
8	1,23	8	7,4	27	27	63	45	8	4	50 989 08110	77,42		
10	1,17	10	9,2	32	32	72	45	10	4	50 989 10115	132,40		
12	1,86	12	11,0	32	38	83	45	12	4	50 989 12115	173,50		
16	2,47	16	15,0	38	44	92	45	16	4	50 989 16120	326,00		
20	2,61	20	18,5	40	42	92	45	20	4	50 989 20120	469,00		
6	1,12	6	5,5	64	64	100	45	6	4			50 989 06410	90,30
8	1,23	8	7,4	64	64	100	45	8	4			50 989 08410	117,80
10	1,17	10	9,2	60	60	100	45	10	4			50 989 10415	193,70
12	1,86	12	11,0	65	65	110	45	12	4			50 989 12415	213,70
16	2,47	16	15,0	65	102	150	45	16	4			50 989 16420	476,60
20	2,61	20	18,5	65	100	150	45	20	4			50 989 20420	705,10

	Factory standard	Factory standard
Steel	●	●
Stainless steel	○	○
Cast iron	●	●
Non ferrous metals	○	○
Heat resistant alloys		
Hardened materials	○	○

AluLine

With optimised coating and geometry for the effective machining of aluminium and non-ferrous metals

Solid carbide milling tools from CERATIZIT ensure you always do a good job: We have added milling tools for machining aluminium and non-ferrous metals to our product portfolio. This means you will now be able to find the ideal product for any application.

This AluLine milling cutter allows you to master even the toughest demands when working with aluminium and non-ferrous metals. This is all made possible thanks to the special geometry and the specifically tailored coating.

> Our AluLine milling cutter impresses with its outstanding coating. It achieves first-rate results even in dry machining.
>
> Product Manager CERATIZIT, Michael Wucher

Advantages/benefits

- **Economical and process-secure machining of aluminium and non-ferrous metals.**
  Optimal performance thanks to the perfectly coordinated combination of geometry, substrate and coating.
- **Optimal/versatile tool selection for almost all applications in the machining of non-ferrous metals**
  The product portfolio has increased in size following the program extension and now offers access to around 2500 items.
- **Extremely long tool service life possible**
  Thanks to the wear-resistant DLC coating.

Cutting datas can be found in our UP2DATE September catalogue on page 62+63

AluLine – End milling cutter

▲ With polished chip flutes

W | λ_s=50° γ_s=8° | ZEFP

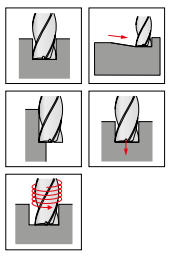

WNT \ Performance

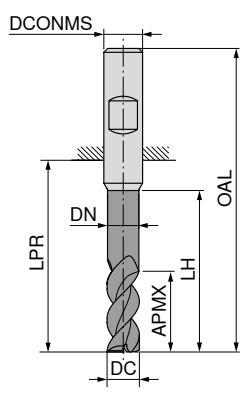



										DLC				DLC			
										DRAGONSKIN				DRAGONSKIN			
									Factory standard		Factory standard		Factory standard		Factory standard		
									HA		HA		HB		HB		
									NEW		NEW		NEW		NEW		
DC h6	APMX	DN	LH	LPR	OAL	DCONMS h6	ZEFP		Article no.		Article no.		Article no.		Article no.		
mm	mm	mm	mm	mm	mm	mm				EUR		EUR		EUR		EUR	
5,0	10,5	4,8	15	22	58	6	2		53 623 05100	25,82	53 625 05100	32,44	53 624 05100	25,82	53 626 05100	32,44	
5,5	13,0	5,3	18	22	58	6	2		53 623 05600	31,48	53 625 05600	38,12	53 624 05600	31,48	53 626 05600	38,12	
6,0	13,0	5,8	18	22	58	6	2		53 623 06100	29,00	53 625 06100	36,68	53 624 06100	29,00	53 626 06100	36,68	
6,5	17,0	6,2	24	28	64	8	2		53 623 06600	33,30	53 625 06600	41,00	53 624 06600	33,30	53 626 06600	41,00	
7,0	17,0	6,7	24	28	64	8	2		53 623 07100	32,48	53 625 07100	40,18	53 624 07100	32,48	53 626 07100	40,18	
7,5	17,0	7,2	24	28	64	8	2		53 623 07600	31,60	53 625 07600	39,28	53 624 07600	31,60	53 626 07600	39,28	
8,0	17,0	7,7	24	28	64	8	2		53 623 08100	30,16	53 625 08100	38,80	53 624 08100	30,16	53 626 08100	38,80	
8,5	21,0	8,2	30	34	74	10	2		53 623 08600	51,36	53 625 08600	60,00	53 624 08600	51,36	53 626 08600	60,00	
9,0	21,0	8,7	30	34	74	10	2		53 623 09100	50,00	53 625 09100	58,66	53 624 09100	50,00	53 626 09100	58,66	
9,5	21,0	9,2	30	34	74	10	2		53 623 09600	48,62	53 625 09600	57,26	53 624 09600	48,62	53 626 09600	57,26	
10,0	21,0	9,7	30	34	74	10	2		53 623 10100	46,36	53 625 10100	55,98	53 624 10100	46,36	53 626 10100	55,98	
10,5	25,0	10,1	36	40	85	12	2		53 623 10600	71,02	53 625 10600	80,64	53 624 10600	71,02	53 626 10600	80,64	
11,0	25,0	10,6	36	40	85	12	2		53 623 11100	69,08	53 625 11100	78,70	53 624 11100	69,08	53 626 11100	78,70	
11,5	25,0	11,1	36	40	85	12	2		53 623 11600	67,02	53 625 11600	76,64	53 624 11600	67,02	53 626 11600	76,64	
12,0	25,0	11,6	36	40	85	12	2		53 623 12100	65,78	53 625 12100	79,22	53 624 12100	65,78	53 626 12100	79,22	
12,5	29,0	12,1	42	46	91	14	2						53 624 12600	94,74	53 626 12600	108,20	
13,0	29,0	12,6	42	46	91	14	2						53 624 13100	93,92	53 626 13100	107,40	
13,5	29,0	13,1	42	46	91	14	2						53 624 13600	93,16	53 626 13600	106,60	
14,0	29,0	13,6	42	46	91	14	2						53 624 14100	94,06	53 626 14100	112,10	
14,5	33,0	14,0	48	52	100	16	2						53 624 14600	128,60	53 626 14600	146,70	
15,0	33,0	14,5	48	52	100	16	2						53 624 15100	125,70	53 626 15100	143,80	
15,5	33,0	15,0	48	52	100	16	2						53 624 15600	122,70	53 626 15600	140,80	
16,0	33,0	15,5	48	52	100	16	2						53 624 16100	129,20	53 626 16100	150,30	
16,5	38,0	16,0	54	58	106	18	2						53 624 16600	167,00	53 626 16600	188,20	
17,0	38,0	16,5	54	58	106	18	2						53 624 17100	162,60	53 626 17100	183,70	
17,5	38,0	17,0	54	58	106	18	2						53 624 17600	157,80	53 626 17600	178,90	
18,0	38,0	17,5	54	58	106	18	2						53 624 18100	155,80	53 626 18100	178,90	
18,5	42,0	18,0	60	64	114	20	2						53 624 18600	206,60	53 626 18600	229,70	
19,0	42,0	18,5	60	64	114	20	2						53 624 19100	200,90	53 626 19100	224,00	
19,5	42,0	19,0	60	64	114	20	2						53 624 19600	195,10	53 626 19600	218,20	
20,0	42,0	19,5	60	64	114	20	2						53 624 20100	191,70	53 626 20100	220,60	
Steel																	
Stainless steel																	
Cast iron																	
Non ferrous metals									●		●		●		●		
Heat resistant alloys																	
Hardened materials																	

AluLine – End milling cutter

▲ With polished chip flutes

W | λ_s=45° γ_s= 7° | ZEFP

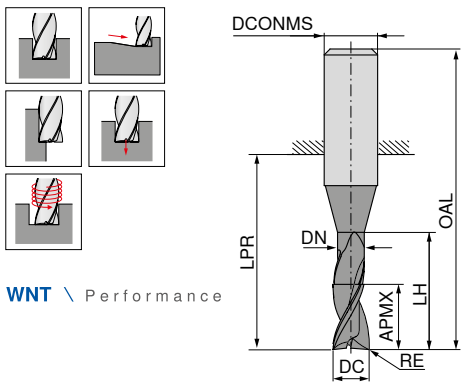

WNT \ Performance

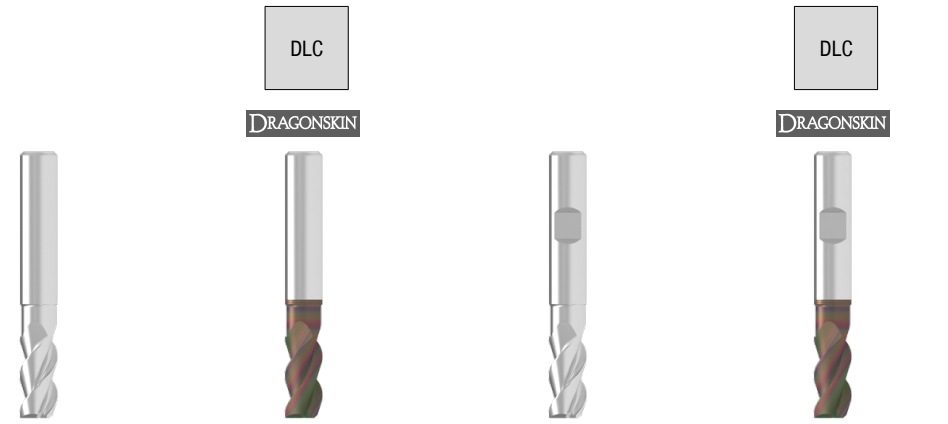

DC h6 mm	APMX mm	DN mm	LH mm	LPR mm	OAL mm	DCONMS h6 mm	ZEFP	Factory standard HA NEW Article no.	EUR	Factory standard HA NEW Article no.	EUR	Factory standard HB NEW Article no.	EUR	Factory standard HB NEW Article no.	EUR
2,0	4,5	1,8	6,0	14	50	6	3	53 615 02100	23,60	53 617 02100	30,20	53 616 02100	23,60	53 618 02100	30,20
2,5	5,5	2,3	7,5	19	55	6	3	53 615 02600	23,30	53 617 02600	29,92	53 616 02600	23,30	53 618 02600	29,92
3,0	6,5	2,8	9,0	19	55	6	3	53 615 03100	23,90	53 617 03100	30,50	53 616 03100	23,90	53 618 03100	30,50
3,5	8,5	3,3	12,0	19	55	6	3	53 615 03600	25,12	53 617 03600	31,74	53 616 03600	25,12	53 618 03600	31,74
4,0	8,5	3,8	12,0	19	55	6	3	53 615 04100	25,40	53 617 04100	32,00	53 616 04100	25,40	53 618 04100	32,00
4,5	10,5	4,3	15,0	22	58	6	3	53 615 04600	32,26	53 617 04600	38,88	53 616 04600	32,26	53 618 04600	38,88
5,0	10,5	4,8	15,0	22	58	6	3	53 615 05100	28,34	53 617 05100	34,98	53 616 05100	28,34	53 618 05100	34,98
5,5	13,0	5,3	18,0	22	58	6	3	53 615 05600	33,06	53 617 05600	39,68	53 616 05600	33,06	53 618 05600	39,68
6,0	13,0	5,8	18,0	22	58	6	3	53 615 06100	28,96	53 617 06100	36,66	53 616 06100	28,96	53 618 06100	36,66
6,5	17,0	6,2	24,0	28	64	8	3	53 615 06600	34,98	53 617 06600	42,66	53 616 06600	34,98	53 618 06600	42,66
7,0	17,0	6,7	24,0	28	64	8	3	53 615 07100	34,12	53 617 07100	41,82	53 616 07100	34,12	53 618 07100	41,82
7,5	17,0	7,2	24,0	28	64	8	3	53 615 07600	33,20	53 617 07600	40,88	53 616 07600	33,20	53 618 07600	40,88
8,0	17,0	7,7	24,0	28	64	8	3	53 615 08100	31,68	53 617 08100	40,32	53 616 08100	31,68	53 618 08100	40,32
8,5	21,0	8,2	30,0	34	74	10	3	53 615 08600	53,92	53 617 08600	62,58	53 616 08600	53,92	53 618 08600	62,58
9,0	21,0	8,7	30,0	34	74	10	3	53 615 09100	52,50	53 617 09100	61,14	53 616 09100	52,50	53 618 09100	61,14
9,5	21,0	9,2	30,0	34	74	10	3	53 615 09600	51,04	53 617 09600	59,70	53 616 09600	51,04	53 618 09600	59,70
10,0	21,0	9,7	30,0	34	74	10	3	53 615 10100	48,68	53 617 10100	58,30	53 616 10100	48,68	53 618 10100	58,30
10,5	25,0	10,1	36,0	40	85	12	3	53 615 10600	74,58	53 617 10600	84,20	53 616 10600	74,58	53 618 10600	84,20
11,0	25,0	10,6	36,0	40	85	12	3	53 615 11100	72,52	53 617 11100	82,16	53 616 11100	72,52	53 618 11100	82,16
11,5	25,0	11,1	36,0	40	85	12	3	53 615 11600	70,38	53 617 11600	80,00	53 616 11600	70,38	53 618 11600	80,00
12,0	25,0	11,6	36,0	40	85	12	3	53 615 12100	69,08	53 617 12100	82,50	53 616 12100	69,08	53 618 12100	82,50
12,5	29,0	12,1	42,0	46	91	14	3					53 616 12600	94,74	53 618 12600	108,20
13,0	29,0	12,6	42,0	46	91	14	3					53 616 13100	93,92	53 618 13100	107,40
13,5	29,0	13,1	42,0	46	91	14	3					53 616 13600	93,16	53 618 13600	106,60
14,0	29,0	13,6	42,0	46	91	14	3					53 616 14100	94,06	53 618 14100	112,10
14,5	33,0	14,0	48,0	52	100	16	3					53 616 14600	128,60	53 618 14600	146,70
15,0	33,0	14,5	48,0	52	100	16	3					53 616 15100	125,70	53 618 15100	143,80
15,5	33,0	15,0	48,0	52	100	16	3					53 616 15600	122,70	53 618 15600	140,80
16,0	33,0	15,5	48,0	52	100	16	3					53 616 16100	129,20	53 618 16100	150,30
16,5	38,0	16,0	54,0	58	106	18	3					53 616 16600	167,00	53 618 16600	188,20
17,0	38,0	16,5	54,0	58	106	18	3					53 616 17100	162,60	53 618 17100	183,70
17,5	38,0	17,0	54,0	58	106	18	3					53 616 17600	157,80	53 618 17600	178,90
18,0	38,0	17,5	54,0	58	106	18	3					53 616 18100	155,80	53 618 18100	178,90
18,5	42,0	18,0	60,0	64	114	20	3					53 616 18600	206,60	53 618 18600	229,70
19,0	42,0	18,5	60,0	64	114	20	3					53 616 19100	200,90	53 618 19100	224,00
19,5	42,0	19,0	60,0	64	114	20	3					53 616 19600	195,10	53 618 19600	218,20
20,0	42,0	19,5	60,0	64	114	20	3					53 616 20100	191,70	53 618 20100	220,60

DC h10/h6 mm	APMX mm	DN mm	LH mm	LPR mm	OAL mm	DCONMS h6 mm	ZEFP	Factory standard HA NEW Article no.	EUR	Factory standard HA NEW Article no.	EUR	Factory standard HB NEW Article no.	EUR	Factory standard HB NEW Article no.	EUR
2,0	5,5	1,8	10,0	19	55	6	3	53 615 02200	28,30	53 617 02200	34,92	53 616 02200	28,30	53 618 02200	34,92
2,5	6,5	2,3	12,5	22	58	6	3	53 615 02700	27,92	53 617 02700	34,56	53 616 02700	27,92	53 618 02700	34,56
3,0	8,0	2,8	15,0	22	58	6	3	53 615 03200	28,66	53 617 03200	35,30	53 616 03200	28,66	53 618 03200	35,30
3,5	10,5	3,3	20,0	26	62	6	3	53 615 03700	30,14	53 617 03700	36,76	53 616 03700	30,14	53 618 03700	36,76
4,0	10,5	3,8	20,0	26	62	6	3	53 615 04200	30,48	53 617 04200	37,12	53 616 04200	30,48	53 618 04200	37,12
4,5	13,0	4,3	25,0	34	70	6	3	53 615 04700	38,72	53 617 04700	45,34	53 616 04700	38,72	53 618 04700	45,34
5,0	13,0	4,8	25,0	34	70	6	3	53 615 05200	34,02	53 617 05200	40,62	53 616 05200	34,02	53 618 05200	40,62
5,5	16,0	5,3	30,0	34	70	6	3	53 615 05700	39,68	53 617 05700	46,30	53 616 05700	39,68	53 618 05700	46,30
6,0	16,0	5,8	30,0	34	70	6	3	53 615 06200	34,76	53 617 06200	42,44	53 616 06200	34,76	53 618 06200	42,44
6,5	21,0	6,2	40,0	44	80	8	3	53 615 06700	41,96	53 617 06700	49,66	53 616 06700	41,96	53 618 06700	49,66
7,0	21,0	6,7	40,0	44	80	8	3	53 615 07200	40,92	53 617 07200	48,62	53 616 07200	40,92	53 618 07200	48,62
7,5	21,0	7,2	40,0	44	80	8	3	53 615 07700	39,84	53 617 07700	47,52	53 616 07700	39,84	53 618 07700	47,52
8,0	21,0	7,7	40,0	44	80	8	3	53 615 08200	38,02	53 617 08200	46,68	53 616 08200	38,02	53 618 08200	46,68
8,5	26,0	8,2	50,0	54	94	10	3	53 615 08700	64,68	53 617 08700	73,32	53 616 08700	64,68	53 618 08700	73,32
9,0	26,0	8,7	50,0	54	94	10	3	53 615 09200	63,02	53 617 09200	71,68	53 616 09200	63,02	53 618 09200	71,68
9,5	26,0	9,2	50,0	54	94	10	3	53 615 09700	61,26	53 617 09700	69,90	53 616 09700	61,26	53 618 09700	69,90
10,0	26,0	9,7	50,0	54	94	10	3	53 615 10200	58,42	53 617 10200	68,06	53 616 10200	58,42	53 618 10200	68,06
10,5	31,0	10,1	60,0	64	109	12	3	53 615 10700	89,50	53 617 10700	99,12	53 616 10700	89,50	53 618 10700	99,12
11,0	31,0	10,6	60,0	64	109	12	3	53 615 11200	87,02	53 617 11200	96,64	53 616 11200	87,02	53 618 11200	96,64
11,5	31,0	11,1	60,0	64	109	12	3	53 615 11700	84,46	53 617 11700	94,08	53 616 11700	84,46	53 618 11700	94,08
12,0	31,0	11,6	60,0	64	109	12	3	53 615 12200	82,88	53 617 12200	96,34	53 616 12200	82,88	53 618 12200	96,34
12,5	36,0	12,1	70,0	74	119	14	3					53 616 12700	113,70	53 618 12700	127,20
13,0	36,0	12,6	70,0	74	119	14	3					53 616 13200	112,70	53 618 13200	126,20
13,5	36,0	13,1	70,0	74	119	14	3					53 616 13700	111,80	53 618 13700	125,20
14,0	36,0	13,6	70,0	74	119	14	3					53 616 14200	112,80	53 618 14200	130,90
14,5	41,0	14,0	80,0	84	132	16	3					53 616 14700	154,30	53 618 14700	172,40
15,0	41,0	14,5	80,0	84	132	16	3					53 616 15200	150,90	53 618 15200	169,00
15,5	41,0	15,0	80,0	84	132	16	3					53 616 15700	147,30	53 618 15700	165,40
16,0	41,0	15,5	80,0	84	132	16	3					53 616 16200	155,10	53 618 16200	176,20
16,5	47,0	16,0	90,0	94	142	18	3					53 616 16700	200,50	53 618 16700	221,60
17,0	47,0	16,5	90,0	94	142	18	3					53 616 17200	195,00	53 618 17200	216,10
17,5	47,0	17,0	90,0	94	142	18	3					53 616 17700	189,40	53 618 17700	210,50
18,0	47,0	17,5	90,0	94	142	18	3					53 616 18200	187,00	53 618 18200	210,10
18,5	52,0	18,0	100,0	104	154	20	3					53 616 18700	268,60	53 618 18700	291,70
19,0	52,0	18,5	100,0	104	154	20	3					53 616 19200	261,20	53 618 19200	284,30
19,5	52,0	19,0	100,0	104	154	20	3					53 616 19700	253,70	53 618 19700	276,60
20,0	52,0	19,5	100,0	104	154	20	3					53 616 20200	249,10	53 618 20200	278,00

Steel				
Stainless steel				
Cast iron				
Non ferrous metals	●	●	●	●
Heat resistant alloys				
Hardened materials				

AluLine – End milling cutter with corner radius

▲ With polished chip flutes

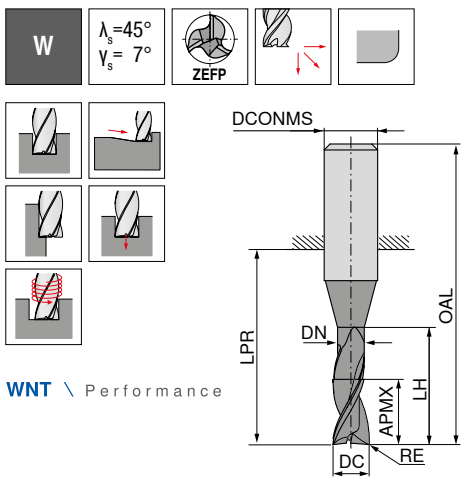

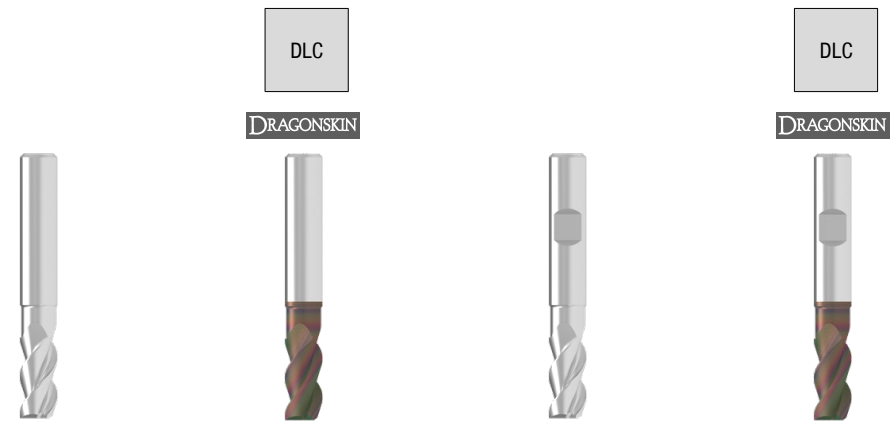

DC h6	RE ±0,05	APMX	DN	LH	LPR	OAL	DCONMS h6	ZEFP	Factory standard HA NEW Article no.	EUR	Factory standard HA NEW Article no.	EUR	Factory standard HB NEW Article no.	EUR	Factory standard HB NEW Article no.	EUR
mm	mm	mm	mm	mm	mm	mm	mm									
2	0,5	4,5	1,8	6	14	50	6	3	53 708 02105	24,80	53 710 02105	31,42	53 709 02105	24,80	53 711 02105	31,42
2	0,3	4,5	1,8	6	14	50	6	3	53 708 02103	24,80	53 710 02103	31,42	53 709 02103	24,80	53 711 02103	31,42
3	1,0	6,5	2,7	9	19	55	6	3	53 708 03110	25,46	53 710 03110	32,08	53 709 03110	25,46	53 711 03110	32,08
3	0,5	6,5	2,7	9	19	55	6	3	53 708 03105	25,46	53 710 03105	32,08	53 709 03105	25,46	53 711 03105	32,08
3	0,3	6,5	2,7	9	19	55	6	3	53 708 03103	25,46	53 710 03103	32,08	53 709 03103	25,46	53 711 03103	32,08
4	0,3	8,5	3,7	12	19	55	6	3	53 708 04103	27,04	53 710 04103	33,68	53 709 04103	27,04	53 711 04103	33,68
4	1,0	8,5	3,7	12	19	55	6	3	53 708 04110	27,04	53 710 04110	33,68	53 709 04110	27,04	53 711 04110	33,68
4	0,5	8,5	3,7	12	19	55	6	3	53 708 04105	27,04	53 710 04105	33,68	53 709 04105	27,04	53 711 04105	33,68
5	1,0	10,5	4,7	15	22	58	6	3	53 708 05110	30,78	53 710 05110	37,40	53 709 05110	30,18	53 711 05110	36,82
5	0,5	10,5	4,7	15	22	58	6	3	53 708 05105	30,78	53 710 05105	37,40	53 709 05105	30,18	53 711 05105	36,82
5	0,3	10,5	4,7	15	22	58	6	3	53 708 05103	30,78	53 710 05103	37,40	53 709 05103	30,18	53 711 05103	36,82
6	1,5	13,0	5,7	18	22	58	6	3	53 708 06115	30,86	53 710 06115	38,54	53 709 06115	30,86	53 711 06115	38,54
6	0,5	13,0	5,7	18	22	58	6	3	53 708 06105	30,86	53 710 06105	38,54	53 709 06105	30,86	53 711 06105	38,54
6	1,0	13,0	5,7	18	22	58	6	3	53 708 06110	30,86	53 710 06110	38,54	53 709 06110	30,86	53 711 06110	38,54
6	0,3	13,0	5,7	18	22	58	6	3	53 708 06103	30,86	53 710 06103	38,54	53 709 06103	30,86	53 711 06103	38,54
8	0,5	17,0	7,4	24	28	64	8	3	53 708 08105	33,74	53 710 08105	42,38	53 709 08105	33,74	53 711 08105	42,38
8	1,5	17,0	7,4	24	28	64	8	3	53 708 08115	33,74	53 710 08115	42,38	53 709 08115	33,74	53 711 08115	42,38
8	1,0	17,0	7,4	24	28	64	8	3	53 708 08110	33,74	53 710 08110	42,38	53 709 08110	33,74	53 711 08110	42,38
8	2,0	17,0	7,4	24	28	64	8	3	53 708 08120	33,74	53 710 08120	42,38	53 709 08120	33,74	53 711 08120	42,38
8	0,3	17,0	7,4	24	28	64	8	3	53 708 08103	33,74	53 710 08103	42,38	53 709 08103	33,74	53 711 08103	42,38
10	1,5	21,0	9,2	30	34	74	10	3	53 708 10115	51,84	53 710 10115	61,46	53 709 10115	51,84	53 711 10115	61,46
10	1,0	21,0	9,2	30	34	74	10	3	53 708 10110	51,84	53 710 10110	61,46	53 709 10110	51,84	53 711 10110	61,46
10	2,0	21,0	9,2	30	34	74	10	3	53 708 10120	51,84	53 710 10120	61,46	53 709 10120	51,84	53 711 10120	61,46
10	0,5	21,0	9,2	30	34	74	10	3	53 708 10105	51,84	53 710 10105	61,46	53 709 10105	51,84	53 711 10105	61,46
10	3,0	21,0	9,2	30	34	74	10	3	53 708 10130	51,84	53 710 10130	61,46	53 709 10130	51,84	53 711 10130	61,46
10	0,3	21,0	9,2	30	34	74	10	3	53 708 10103	51,84	53 710 10103	61,46	53 709 10103	51,84	53 711 10103	61,46
12	0,5	25,0	11,0	36	40	85	12	3	53 708 12105	73,56	53 710 12105	87,00	53 709 12105	73,56	53 711 12105	87,00
12	2,0	25,0	11,0	36	40	85	12	3	53 708 12120	73,56	53 710 12120	87,00	53 709 12120	73,56	53 711 12120	87,00
12	1,5	25,0	11,0	36	40	85	12	3	53 708 12115	73,56	53 710 12115	87,00	53 709 12115	73,56	53 711 12115	87,00
12	3,0	25,0	11,0	36	40	85	12	3	53 708 12130	73,56	53 710 12130	87,00	53 709 12130	73,56	53 711 12130	87,00
12	1,0	25,0	11,0	36	40	85	12	3	53 708 12110	73,56	53 710 12110	87,00	53 709 12110	73,56	53 711 12110	87,00
12	4,0	25,0	11,0	36	40	85	12	3	53 708 12140	73,56	53 710 12140	87,00	53 709 12140	73,56	53 711 12140	87,00
12	0,3	25,0	11,0	36	40	85	12	3	53 708 12103	73,56	53 710 12103	87,00	53 709 12103	73,56	53 711 12103	87,00
16	0,3	33,0	15,0	48	52	100	16	3					53 709 16103	118,40	53 711 16103	139,50
16	2,0	33,0	15,0	48	52	100	16	3					53 709 16120	118,40	53 711 16120	139,50
16	1,5	33,0	15,0	48	52	100	16	3					53 709 16115	118,40	53 711 16115	139,50
16	3,0	33,0	15,0	48	52	100	16	3					53 709 16130	118,40	53 711 16130	139,50
16	1,0	33,0	15,0	48	52	100	16	3					53 709 16110	118,40	53 711 16110	139,50
16	4,0	33,0	15,0	48	52	100	16	3					53 709 16140	118,40	53 711 16140	139,50
16	0,5	33,0	15,0	48	52	100	16	3					53 709 16105	118,40	53 711 16105	139,50
20	0,5	42,0	19,0	60	64	114	20	3					53 709 20105	186,50	53 711 20105	215,40
20	2,0	42,0	19,0	60	64	114	20	3					53 709 20120	186,50	53 711 20120	215,40
20	3,0	42,0	19,0	60	64	114	20	3					53 709 20130	186,50	53 711 20130	215,40
20	1,5	42,0	19,0	60	64	114	20	3					53 709 20115	186,50	53 711 20115	215,40
20	4,0	42,0	19,0	60	64	114	20	3					53 709 20140	186,50	53 711 20140	215,40
20	1,0	42,0	19,0	60	64	114	20	3					53 709 20110	186,50	53 711 20110	215,40

Steel				
Stainless steel				
Cast iron				
Non ferrous metals	●	●	●	●
Heat resistant alloys				
Hardened materials				

Customer Service Centre
Freephone: 1800 93 22 55

Ordering via the Online Shop
http://cuttingtools.ceratizit.com

CircularLine – End milling cutter

- Chip breaker 0,9 x DC
- 53 587 ... Cutting depth: 3 x DC
- 53 585 ... Cutting depth: 2 x DC

CCR UNI | λ_s=30° 31° | γ_s= 8° | ZEFP | HPC

WNT \ Performance

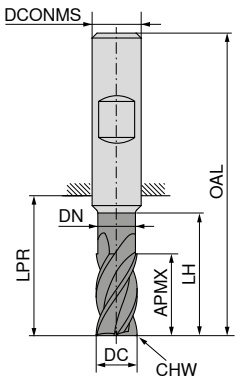

DPX72S | DRAGONSKIN

DPX72S | DRAGONSKIN

Factory standard | HB

DC e8 mm	OAL mm	APMX mm	DN mm	LH mm	LPR mm	DCONMS h6 mm	CHW mm	ZEFP	Article no.	EUR	Article no.	EUR
6	57	13	5,8	19	21	6	0,2	6	53 585 060	46,69		
6	63	19	5,8	25	27	6	0,2	6			53 587 060	47,06
8	71	25	7,7	33	35	8	0,2	6			53 587 080	61,29
8	63	21	7,7	25	27	8	0,2	6	53 585 080	60,88		
10	83	31	9,7	41	43	10	0,2	6			53 587 100	85,86
10	72	22	9,7	30	32	10	0,2	6	53 585 100	78,21		
12	94	37	11,6	47	49	12	0,2	6			53 587 120	101,30
12	83	26	11,6	36	38	12	0,2	6	53 585 120	100,60		
16	111	49	15,5	61	63	16	0,2	6			53 587 160	209,40
16	92	36	15,5	42	44	16	0,2	6	53 585 160	200,60		
20	127	61	19,5	75	77	20	0,2	6			53 587 200	293,20
20	104	41	19,5	52	54	20	0,2	6	53 585 200	288,50		

Steel	●	●
Stainless steel	○	○
Cast iron	●	●
Non ferrous metals		
Heat resistant alloys	○	○
Hardened materials		

CircularLine – End milling cutter

- Chip breaker 0,9 x DC
- Cutting depth: 4 x DC

CCR UNI | λ_s=35° 36° | γ_s= 8° | ZEFP | HPC

WNT \ Performance

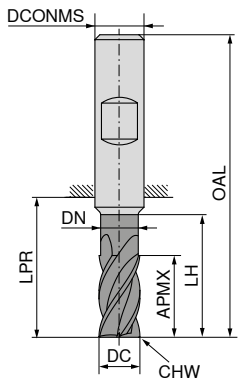

DPX72S | DRAGONSKIN

Factory standard | HB

DC e8 mm	OAL mm	APMX mm	DN mm	LH mm	LPR mm	DCONMS h6 mm	CHW mm	ZEFP	Article no.	EUR
6	67	25	5,8	29	31	6	0,2	5	53 589 060	48,71
8	76	33	7,7	38	40	8	0,2	5	53 589 080	62,93
10	89	41	9,7	47	49	10	0,2	5	53 589 100	87,52
12	102	49	11,6	55	57	12	0,2	5	53 589 120	106,60
16	123	65	15,5	73	75	16	0,2	5	53 589 160	213,80
20	143	82	19,5	91	93	20	0,2	5	53 589 200	300,90

Steel	●
Stainless steel	○
Cast iron	●
Non ferrous metals	
Heat resistant alloys	○
Hardened materials	

CircularLine – End milling cutter

- Chip breaker 0,9 x DC
- Cutting depth: 2 x DC

CCR UNI | λ_s=30° 31° | γ_s= 8° | ZEFP | HPC

WNT \ Performance

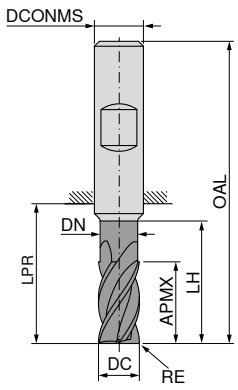

DPX72S | DRAGONSKIN

Factory standard | HB

DC e8 mm	OAL mm	RE ±0,05 mm	APMX mm	DN mm	LH mm	LPR mm	DCONMS h6 mm	ZEFP	Article no.	EUR
6	57	1,0	13	5,8	19	21	6	6	53 586 06010	46,94
6	57	1,5	13	5,8	19	21	6	6	53 586 06015	46,94
6	57	0,2	13	5,8	19	21	6	6	53 586 06002	46,69
8	63	1,5	21	7,7	25	27	8	6	53 586 08015	62,34
8	63	1,0	21	7,7	25	27	8	6	53 586 08010	62,34
8	63	2,0	21	7,7	25	27	8	6	53 586 08020	62,34
8	63	0,2	21	7,7	25	27	8	6	53 586 08002	60,88
10	72	1,0	22	9,7	30	32	10	6	53 586 10010	80,36
10	72	1,6	22	9,7	30	32	10	6	53 586 10016	80,36
10	72	1,5	22	9,7	30	32	10	6	53 586 10015	80,36
10	72	2,0	22	9,7	30	32	10	6	53 586 10020	80,36
10	72	0,2	22	9,7	30	32	10	6	53 586 10002	78,21
12	83	1,5	26	11,6	36	38	12	6	53 586 12015	101,10
12	83	1,6	26	11,6	36	38	12	6	53 586 12016	101,10
12	83	2,0	26	11,6	36	38	12	6	53 586 12020	101,10
12	83	1,0	26	11,6	36	38	12	6	53 586 12010	101,10
12	83	3,0	26	11,6	36	38	12	6	53 586 12030	101,10
12	83	0,2	26	11,6	36	38	12	6	53 586 12002	100,60
16	92	1,6	36	15,5	42	44	16	6	53 586 16016	209,00
16	92	4,0	36	15,5	42	44	16	6	53 586 16040	209,00
16	92	1,5	36	15,5	42	44	16	6	53 586 16015	209,00
16	92	2,0	36	15,5	42	44	16	6	53 586 16020	209,00
16	92	1,0	36	15,5	42	44	16	6	53 586 16010	216,30
16	92	3,0	36	15,5	42	44	16	6	53 586 16030	209,00
16	92	0,2	36	15,5	42	44	16	6	53 586 16002	200,60
20	104	1,0	41	19,5	52	54	20	6	53 586 20010	291,40
20	104	2,0	41	19,5	52	54	20	6	53 586 20020	291,40
20	104	1,6	41	19,5	52	54	20	6	53 586 20016	291,40
20	104	3,0	41	19,5	52	54	20	6	53 586 20030	291,40
20	104	1,5	41	19,5	52	54	20	6	53 586 20015	291,40
20	104	4,0	41	19,5	52	54	20	6	53 586 20040	291,40
20	104	0,2	41	19,5	52	54	20	6	53 586 20002	288,50

Steel	●
Stainless steel	○
Cast iron	●
Non ferrous metals	
Heat resistant alloys	○
Hardened materials	

CircularLine – End milling cutter

- Chip breaker 0.9 x DC

CCR UNI | λ_s=35° 36° | γ_s= 9° | ZEFP | HPC

WNT \ Performance

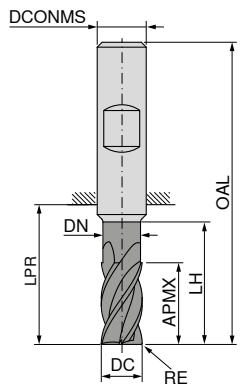

DPX72S | DRAGONSKIN

Factory standard | HB

NEW

DC e8 mm	OAL mm	RE ±0,05 mm	APMX mm	DN mm	LH mm	LPR mm	DCONMS h6 mm	ZEFP	Article no.	EUR
6	67	1,5	25	5,8	29	31	6	5	53 593 06015	50,14
6	67	0,2	25	5,8	29	31	6	5	53 593 06002	48,71
6	67	1,0	25	5,8	29	31	6	5	53 593 06010	50,14
8	76	1,5	33	7,7	38	40	8	5	53 593 08015	64,58
8	76	2,0	33	7,7	38	40	8	5	53 593 08020	64,58
8	76	0,2	33	7,7	38	40	8	5	53 593 08002	62,93
8	76	1,0	33	7,7	38	40	8	5	53 593 08010	64,58
10	89	1,5	41	9,7	47	49	10	5	53 593 10015	89,49
10	89	2,0	41	9,7	47	49	10	5	53 593 10020	89,49
10	89	1,6	41	9,7	47	49	10	5	53 593 10016	89,49
10	89	0,2	41	9,7	47	49	10	5	53 593 10002	87,52
10	89	1,0	41	9,7	47	49	10	5	53 593 10010	89,49
12	102	1,0	49	11,6	55	57	12	5	53 593 12010	109,20
12	102	2,0	49	11,6	55	57	12	5	53 593 12020	109,20
12	102	3,0	49	11,6	55	57	12	5	53 593 12030	109,20
12	102	1,6	49	11,6	55	57	12	5	53 593 12016	109,20
12	102	0,2	49	11,6	55	57	12	5	53 593 12002	106,60
12	102	1,5	49	11,6	55	57	12	5	53 593 12015	109,20
16	123	1,6	65	15,5	73	75	16	5	53 593 16016	217,10
16	123	3,0	65	15,5	73	75	16	5	53 593 16030	217,10
16	123	2,0	65	15,5	73	75	16	5	53 593 16020	217,10
16	123	4,0	65	15,5	73	75	16	5	53 593 16040	217,10
16	123	1,5	65	15,5	73	75	16	5	53 593 16015	217,10
16	123	0,2	65	15,5	73	75	16	5	53 593 16002	213,80
16	123	1,0	65	15,5	73	75	16	5	53 593 16010	217,10
20	143	1,5	82	19,5	91	93	20	5	53 593 20015	305,30
20	143	3,0	82	19,5	91	93	20	5	53 593 20030	305,30
20	143	2,0	82	19,5	91	93	20	5	53 593 20020	305,30
20	143	4,0	82	19,5	91	93	20	5	53 593 20040	305,30
20	143	1,6	82	19,5	91	93	20	5	53 593 20016	305,30
20	143	0,2	82	19,5	91	93	20	5	53 593 20002	300,90
20	143	1,0	82	19,5	91	93	20	5	53 593 20010	305,30

Steel	●
Stainless steel	○
Cast iron	●
Non ferrous metals	
Heat resistant alloys	○
Hardened materials	

CircularLine – End milling cutter

▲ Chip breaker 1.8 x DC

CCR UNI | λ_s=30° 31° | γ_s= 8° | ZEFP | HPC | DPX72S

WNT \ Performance

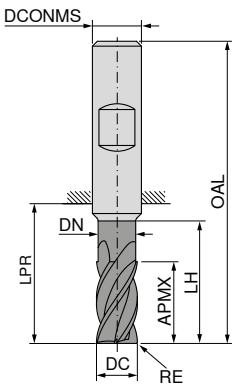

Factory standard

HB

DC e8 mm	RE ±0,05 mm	APMX mm	DN mm	LH mm	LPR mm	OAL mm	DCONMS h6 mm	ZEFP	Article no.	EUR
6	0,2	19	5,8	25	27	63	6	6	53 592 06002	47,06
6	1,0	19	5,8	25	27	63	6	6	53 592 06010	48,50
6	1,5	19	5,8	25	27	63	6	6	53 592 06015	48,50
8	0,2	25	7,7	33	35	71	8	6	53 592 08002	61,29
8	1,0	25	7,7	33	35	71	8	6	53 592 08010	62,93
8	1,5	25	7,7	33	35	71	8	6	53 592 08015	62,93
8	2,0	25	7,7	33	35	71	8	6	53 592 08020	62,93
10	0,2	31	9,7	41	43	83	10	6	53 592 10002	85,86
10	1,0	31	9,7	41	43	83	10	6	53 592 10010	87,72
10	1,5	31	9,7	41	43	83	10	6	53 592 10015	87,72
10	1,6	31	9,7	41	43	83	10	6	53 592 10016	87,72
10	2,0	31	9,7	41	43	83	10	6	53 592 10020	87,72
12	0,2	37	11,6	47	49	94	12	6	53 592 12002	101,30
12	1,0	37	11,6	47	49	94	12	6	53 592 12010	103,90
12	1,5	37	11,6	47	49	94	12	6	53 592 12015	103,90
12	1,6	37	11,6	47	49	94	12	6	53 592 12016	103,90
12	2,0	37	11,6	47	49	94	12	6	53 592 12020	103,90
12	3,0	37	11,6	47	49	94	12	6	53 592 12030	103,90
16	0,2	49	15,5	61	63	111	16	6	53 592 16002	209,40
16	1,0	49	15,5	61	63	111	16	6	53 592 16010	211,60
16	1,5	49	15,5	61	63	111	16	6	53 592 16015	211,60
16	1,6	49	15,5	61	63	111	16	6	53 592 16016	211,60
16	2,0	49	15,5	61	63	111	16	6	53 592 16020	211,60
16	3,0	49	15,5	61	63	111	16	6	53 592 16030	211,60
16	4,0	49	15,5	61	63	111	16	6	53 592 16040	211,60
20	0,2	61	19,5	75	77	127	20	6	53 592 20002	293,20
20	1,0	61	19,5	75	77	127	20	6	53 592 20010	296,50
20	1,5	61	19,5	75	77	127	20	6	53 592 20015	296,50
20	1,6	61	19,5	75	77	127	20	6	53 592 20016	296,50
20	2,0	61	19,5	75	77	127	20	6	53 592 20020	296,50
20	3,0	61	19,5	75	77	127	20	6	53 592 20030	296,50
20	4,0	61	19,5	75	77	127	20	6	53 592 20040	296,50

Steel	●
Stainless steel	○
Cast iron	●
Non ferrous metals	
Heat resistant alloys	○
Hardened materials	

CircularLine – End milling cutter

▲ Chip breaker 0.9 x DC

CCR UNI | λ_s=35° 36° | γ_s= 9° | ZEFP | HPC | DPX72S

WNT \ Performance

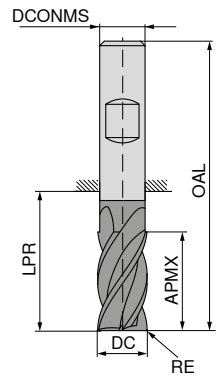

Factory standard

HB

NEW

DC e8 mm	RE ±0,05 mm	APMX mm	LPR mm	OAL mm	DCONMS h6 mm	ZEFP	Article no.	EUR
6	0,2	31	39	75	6	5	53 593 06402	59,92
6	1,0	31	39	75	6	5	53 593 06410	59,92
6	1,5	31	39	75	6	5	53 593 06415	59,92
8	0,2	41	49	85	8	5	53 593 08402	69,07
8	1,0	41	49	85	8	5	53 593 08410	69,07
8	1,5	41	49	85	8	5	53 593 08415	69,07
8	2,0	41	49	85	8	5	53 593 08420	69,07
10	0,2	51	60	100	10	5	53 593 10402	95,36
10	1,0	51	60	100	10	5	53 593 10410	95,36
10	1,5	51	60	100	10	5	53 593 10415	95,36
10	1,6	51	60	100	10	5	53 593 10416	95,36
10	2,0	51	60	100	10	5	53 593 10420	95,36
12	0,2	61	70	115	12	5	53 593 12402	118,20
12	1,0	61	70	115	12	5	53 593 12410	118,20
12	1,5	61	70	115	12	5	53 593 12415	118,20
12	1,6	61	70	115	12	5	53 593 12416	118,20
12	2,0	61	70	115	12	5	53 593 12420	118,20
12	3,0	61	70	115	12	5	53 593 12430	118,20
14	0,2	71	81	126	14	5	53 593 14402	118,20
14	1,0	71	81	126	14	5	53 593 14410	242,80
14	1,5	71	81	126	14	5	53 593 14415	242,80
14	1,6	71	81	126	14	5	53 593 14416	242,80
14	2,0	71	81	126	14	5	53 593 14420	242,80
14	3,0	71	81	126	14	5	53 593 14430	242,80
16	0,2	81	92	140	16	5	53 593 16402	240,20
16	1,0	81	92	140	16	5	53 593 16410	240,20
16	1,5	81	92	140	16	5	53 593 16415	240,20
16	1,6	81	92	140	16	5	53 593 16416	240,20
16	2,0	81	92	140	16	5	53 593 16420	240,20
16	3,0	81	92	140	16	5	53 593 16430	240,20
16	4,0	81	92	140	16	5	53 593 16440	240,20
18	0,2	91	102	150	18	5	53 593 18402	274,70
18	1,0	91	102	150	18	5	53 593 18410	274,70
18	1,5	91	102	150	18	5	53 593 18415	274,70
18	1,6	91	102	150	18	5	53 593 18416	274,70
18	2,0	91	102	150	18	5	53 593 18420	274,70
18	3,0	91	102	150	18	5	53 593 18430	274,70
18	4,0	91	102	150	18	5	53 593 18440	274,70
20	0,2	102	113	163	20	5	53 593 20402	331,70
20	1,0	102	113	163	20	5	53 593 20410	331,70
20	1,5	102	113	163	20	5	53 593 20415	331,70
20	1,6	102	113	163	20	5	53 593 20416	331,70
20	2,0	102	113	163	20	5	53 593 20420	331,70
20	3,0	102	113	163	20	5	53 593 20430	331,70
20	4,0	102	113	163	20	5	53 593 20440	331,70

Steel	●
Stainless steel	○
Cast iron	●
Non ferrous metals	
Heat resistant alloys	○
Hardened materials	

Trochoidal milling

When programming the various CAM systems different information is required.

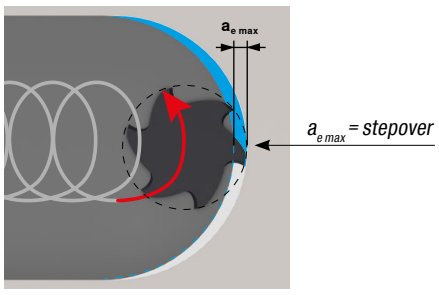

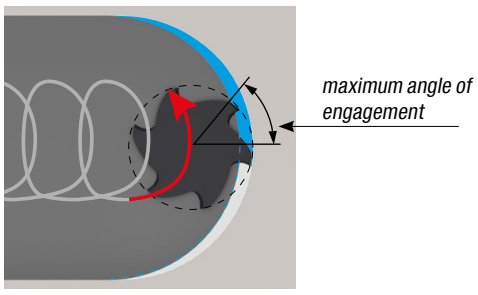

Features & benefits of trochoidal milling

- ▲ reduced tool wear
- ▲ higher material removal rate than HPC machining possible
- ▲ spindle and machine-friendly
- ▲ suitable for low-power machines
- ▲ suitable for thin-walled components and unstable workpiece clamping

Calculation of the average chip thickness

$$h_m \approx f_z \sqrt{\frac{a_e}{DC}}$$

$$f_z \approx h_m \sqrt{\frac{DC}{a_e}}$$

$a_{e\,max}$ = maximum lateral infeed (depending on the material to be machined)
f_z = maximum feed per tooth
h_m = average chip thickness
DC = tool diameter

Customer Service Centre
Freephone: 1800 93 22 55

Ordering via the Online Shop
http://cuttingtools.ceratizit.com

BlueLine – Ball Nosed Cutter

▲ Radius accuracy: ± 0,005 mm

H | λ_s=30° γ_s= 0° | ZEFP | 54–70 HRC

WNT \ Performance

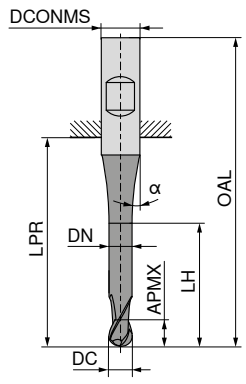



DC f8	APMX	DN	LH	LPR	OAL	DCONMS h6	α° ±0,5	ZEFP	Ti2000 Factory standard HA Article no.	EUR	Ti2000 Factory standard HB Article no.	EUR	Ti2000 Factory standard HA Article no.	EUR	Ti2000 Factory standard HB Article no.	EUR
mm	mm	mm	mm	mm	mm	mm										
0,10	0,2			10	38	3	8	2	52 256 910	98,53						
0,15	0,3			10	38	3	7,5	2	52 256 915	90,82						
0,20	0,4			10	38	3	7	2	52 256 920	85,20						
0,25	0,5	0,20	0,8	10	38	3	7	2	52 256 925	90,93						
0,30	1,0	0,25	1,3	10	38	3	7	2	52 256 930	85,20						
0,35	1,0	0,30	1,3	10	38	3	7	2	52 256 935	76,16						
0,40	1,0	0,35	1,3	10	38	3	7	2	52 256 940	57,09						
0,50	1,5	0,40	2,0	10	38	3	7,5	2	52 256 950	47,29						
0,50	1,5	0,40	2,0	18	54	6	10,5	2	52 256 005	50,14	52 257 005	50,14				
0,50	1,5	0,40	2,0	47	75	3	7	2					52 258 950	64,26		
0,50	1,5	0,40	2,0	44	80	6	10,5	2					52 258 005	73,62	52 259 005	73,62
0,60	1,5	0,50	2,0	10	38	3	7	2	52 256 960	51,03						
0,70	2,0	0,60	2,5	10	38	3	7,5	2	52 256 970	47,29						
0,80	2,0	0,70	2,5	10	38	3	7,5	2	52 256 980	47,29						
0,90	2,5	0,80	3,5	10	38	3	7	2	52 256 990	47,29						
1,00	2,0	0,90	3,0	22	50	3	6	2	52 256 011	50,59						
1,00	2,0	0,90	3,0	18	54	6	9,5	2	52 256 106	55,33	52 257 010	55,33				
1,00	3,0	0,90	4,0	47	75	3	6	2					52 258 011	64,26		
1,00	3,0	0,90	4,0	44	80	6	9,5	2					52 258 010	70,87	52 259 010	70,87
1,10	3,0	1,00	4,0	22	50	3	7	2	52 256 911	47,29						
1,20	3,0	1,10	4,0	22	50	3	7	2	52 256 012	47,29						
1,40	3,0	1,30	4,0	22	50	3	5	2	52 256 014	47,29						
1,50	3,0	1,40	4,0	22	50	3	5,5	2	52 256 016	50,59						
1,50	3,0	1,40	4,0	18	54	6	9	2	52 256 156	55,33	52 257 015	55,33				
1,50	4,0	1,40	6,0	47	75	3	7	2					52 258 016	63,48		
1,50	4,0	1,40	6,0	44	80	6	10	2					52 258 015	70,21	52 259 015	70,21
1,60	4,0	1,50	5,0	22	50	3	5	2	52 256 916	47,29						
1,80	4,0	1,70	5,0	22	50	3	5	2	52 256 018	47,29						
2,00	4,0	1,90	5,5	22	50	3	5	2	52 256 021	50,59						
2,00	4,0	1,90	5,5	18	54	6	9	2	52 256 206	55,33	52 257 020	55,33				
2,00	6,0	1,90	8,0	47	75	3	8	2					52 258 021	60,07		
2,00	6,0	1,90	8,0	44	80	6	11	2					52 258 020	66,02	52 259 020	66,02
2,50	5,0	2,30	6,5	22	50	3	7	2	52 256 025	47,29						
2,50	5,0	2,30	6,5	18	54	6	10	2	52 256 026	55,33	52 257 026	55,33				
2,50	8,0	2,30	10,0	47	75	3	5,5	2					52 258 026	58,97		
2,50	8,0	2,30	10,0	44	80	6	10	2					52 258 025	65,14	52 259 025	65,14
3,00	6,0	2,80	8,0	22	50	3		2	52 256 031	50,59						
3,00	6,0	2,80	8,0	18	54	6	9	2	52 256 306	55,33	52 257 030	55,33				
3,00	10,0	2,80	13,0	47	75	3		2					52 258 031	58,08		
3,00	10,0	2,80	15,0	44	80	6	11	2					52 258 030	64,37	52 259 030	64,37
4,00	7,0	3,80	10,0	18	54	6	11	2	52 256 406	55,33	52 257 040	55,33				
4,00	7,0	3,80	10,0	26	54	4		2	52 256 041	53,24						
4,00	13,0	3,80	20,0	47	75	4		2					52 258 041	55,99		
4,00	13,0	3,80	18,0	44	80	6	12,5	2					52 258 040	61,61	52 259 040	65,24
5,00	8,0	4,80	11,0	18	54	6	8	2	52 256 506	55,33	52 257 050	55,33				
5,00	8,0	4,80	11,0	26	54	5		2	52 256 051	55,33						
5,00	14,0	4,80	19,0	47	75	5		2					52 258 051	63,04		
5,00	14,0	4,80	19,0	64	100	6	13	2					52 258 050	69,66	52 259 050	69,66
6,00	10,0	5,80	15,0	18	54	6		2	52 256 061	55,33	52 257 060	55,33				
6,00	16,0	5,80	25,0	64	100	6		2					52 258 060	81,78	52 259 060	81,78
8,00	12,0	7,80	17,0	23	59	8		2	52 256 081	67,24	52 257 080	67,24				
8,00	22,0	7,80	35,0	64	100	8		2					52 258 080	98,09	52 259 080	98,09
10,00	13,0	9,80	18,0	27	67	10		2	52 256 101	87,52	52 257 100	87,52				
10,00	25,0	9,80	40,0	60	100	10		2					52 258 100	129,00	52 259 100	129,00
12,00	16,0	11,90	21,0	28	73	12		2	52 256 121	124,60	52 257 120	124,60				
12,00	26,0	11,80	40,0	55	100	12		2					52 258 120	168,60	52 259 120	168,60
14,00	16,0	13,80	21,0	30	75	14		2	52 256 141	157,60	52 257 140	157,60				
14,00	26,0	13,80	40,0	55	100	14		2					52 258 140	230,40	52 259 140	230,40
16,00	20,0	15,80	25,0	35	83	16		2	52 256 161	180,80	52 257 160	180,80				
16,00	30,0	15,80	50,0	102	150	16		2					52 258 160	371,40	52 259 160	371,40
20,00	25,0	19,80	30,0	43	93	20		2	52 256 201	295,40	52 257 200	295,40				
20,00	40,0	19,80	60,0	100	150	20		2					52 258 200	453,00	52 259 200	453,00

Steel	○	○	○	○
Stainless steel				
Cast iron				
Non ferrous metals				
Heat resistant alloys				
Hardened materials	●	●	●	●

End milling cutter

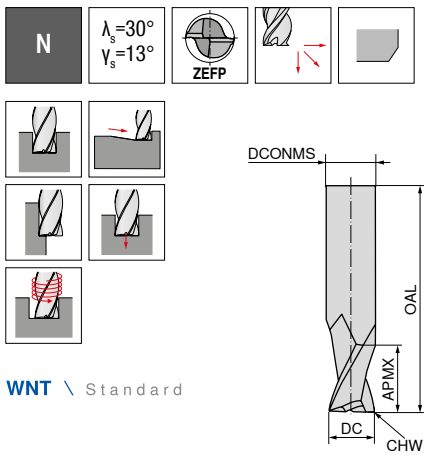

WNT \ Standard

≈DIN 6527

HA

DC e8	APMX	OAL	DCONMS h5	CHW	ZEFP	Article no.	EUR
mm	mm	mm	mm	mm			
0,25	0,5	38	3		2	50 594 925	29,10
0,30	1,0	38	3		2	50 594 930	29,10
0,35	1,0	38	3		2	50 594 935	29,10
0,40	1,0	38	3		2	50 594 940	29,10
0,50	1,5	38	3		2	50 594 950	29,10
0,60	1,5	38	3		2	50 594 960	29,10
0,70	2,0	38	3		2	50 594 970	29,10
0,80	2,0	38	3		2	50 594 980	29,10
0,90	2,5	38	3		2	50 594 990	29,10
1,00	3,0	50	3		2	50 594 010	29,98
1,10	3,0	50	3		2	50 594 011	29,98
1,20	4,0	50	3		2	50 594 012	29,98
1,40	4,0	50	3		2	50 594 014	29,98
1,50	4,0	50	3		2	50 594 015	29,98
1,60	4,0	50	3		2	50 594 016	29,98
1,80	5,0	50	3		2	50 594 018	29,98
2,00	5,0	50	3	0,07	2	50 594 020	29,98
2,50	6,0	50	3	0,07	2	50 594 025	29,98

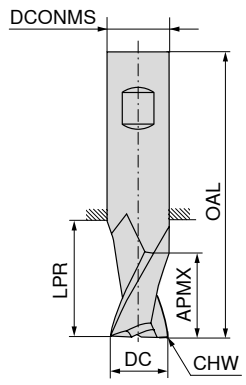

≈DIN 6527

HB

DC e8	APMX	LPR	OAL	DCONMS h5	CHW	ZEFP	Article no.	EUR
mm	mm	mm	mm	mm	mm			
2,8	8	21	57	6	0,07	2	50 594 028	24,58
3,0	8	21	57	6	0,15	2	50 594 030	24,58
3,8	11	21	57	6	0,15	2	50 594 038	24,58
4,0	11	21	57	6	0,15	2	50 594 040	24,58
4,8	13	21	57	6	0,15	2	50 594 048	24,58
5,0	13	21	57	6	0,15	2	50 594 050	24,58
5,8	13	21	57	6	0,15	2	50 594 058	24,58
6,0	13	21	57	6	0,15	2	50 594 060	24,58
6,8	16	27	63	8	0,15	2	50 594 068	28,77
7,0	16	27	63	8	0,15	2	50 594 070	28,77
7,8	19	27	63	8	0,15	2	50 594 078	28,77
8,0	19	27	63	8	0,15	2	50 594 080	28,77
8,7	19	32	72	10	0,15	2	50 594 087	44,64
9,0	19	32	72	10	0,15	2	50 594 090	44,64
9,7	22	32	72	10	0,15	2	50 594 097	44,64
10,0	22	32	72	10	0,15	2	50 594 100	44,64
10,7	26	38	83	12	0,15	2	50 594 107	69,11
11,0	26	38	83	12	0,15	2	50 594 110	69,11
11,7	26	38	83	12	0,15	2	50 594 117	69,11
12,0	26	38	83	12	0,15	2	50 594 120	65,92
13,7	26	38	83	14	0,15	2	50 594 137	84,43
14,0	26	38	83	14	0,15	2	50 594 140	84,43
15,7	32	44	92	16	0,15	2	50 594 157	112,40
16,0	32	44	92	16	0,15	2	50 594 160	100,70
17,7	32	44	92	18	0,15	2	50 594 177	184,10
18,0	32	44	92	18	0,15	2	50 594 180	131,30
19,7	38	54	104	20	0,15	2	50 594 197	245,80
20,0	38	54	104	20	0,15	2	50 594 200	166,50

Steel	●
Stainless steel	○
Cast iron	●
Non ferrous metals	○
Heat resistant alloys	○
Hardened materials	

End milling cutter

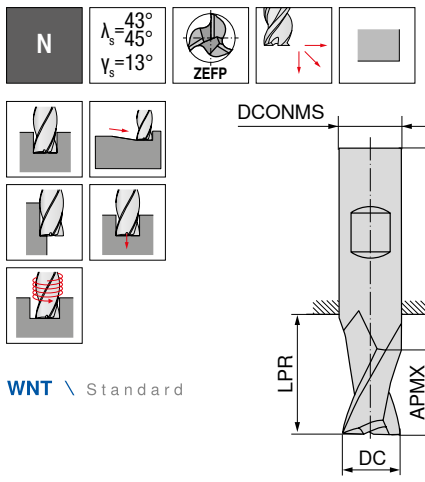

WNT \ Standard

≈DIN 6527

HB

≈DIN 6527

HB

DC e8	APMX	LPR	OAL	DCONMS h5	ZEFP	Article no.	EUR	Article no.	EUR
mm	mm	mm	mm	mm					
3,0	8	21	57	6	3	50 614 030	26,88		
3,5	11	21	57	6	3	50 614 035	29,10		
3,5	15	23	59	6	3			50 614 036	44,86
4,0	11	21	57	6	3	50 614 040	26,88		
4,0	19	27	63	6	3			50 614 041	44,97
4,5	13	21	57	6	3	50 614 045	29,10		
4,5	19	27	63	6	3			50 614 046	44,86
5,0	13	21	57	6	3	50 614 050	26,56		
5,0	24	32	68	6	3			50 614 051	48,93
5,5	13	21	57	6	3	50 614 055	29,10		
5,5	24	32	68	6	3			50 614 056	48,93
6,0	13	21	57	6	3	50 614 060	26,88		
6,0	24	32	68	6	3			50 614 061	47,39
6,5	16	27	63	8	3	50 614 065	35,05		
6,5	30	44	80	8	3			50 614 066	67,44
7,0	16	27	63	8	3	50 614 070	33,73		
7,0	30	44	80	8	3			50 614 071	67,44
7,5	19	27	63	8	3	50 614 075	32,07		
7,5	30	44	80	8	3			50 614 076	67,44
8,0	19	27	63	8	3	50 614 080	30,97		
8,0	38	52	88	8	3			50 614 081	61,84
8,5	19	32	72	10	3	50 614 085	48,38		
8,5	38	48	88	10	3			50 614 086	106,50
9,0	19	32	72	10	3	50 614 090	48,38		
9,0	38	48	88	10	3			50 614 091	106,50
9,5	22	32	72	10	3	50 614 095	55,44		
9,5	38	48	88	10	3			50 614 096	106,50
10,0	22	32	72	10	3	50 614 100	49,48		
10,0	45	55	95	10	3			50 614 101	103,60
11,0	26	38	83	12	3	50 614 110	78,47		
11,0	45	57	102	12	3			50 614 111	149,90
12,0	26	38	83	12	3	50 614 120	71,31		
12,0	53	65	110	12	3			50 614 121	149,90
14,0	26	38	83	14	3	50 614 140	91,70		
14,0	53	65	110	14	3			50 614 141	191,80
16,0	32	44	92	16	3	50 614 160	125,70		
16,0	63	75	123	16	3			50 614 161	260,10
18,0	32	44	92	18	3	50 614 180	152,10		
18,0	63	75	123	18	3			50 614 181	315,20
20,0	38	54	104	20	3	50 614 200	197,30		
20,0	75	91	141	20	3			50 614 201	419,90

Steel	○	○
Stainless steel	●	●
Cast iron	○	○
Non ferrous metals	○	○
Heat resistant alloys	●	●
Hardened materials		

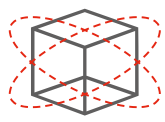

Tool data always at your fingertips

Cutting data and CAD models for day-to-day assistance

In addition to detailed cutting data we also offer 2D and 3D models to assist you with your tool management or for simulating an operation. All data for this Service is available for you in our Online Shop.

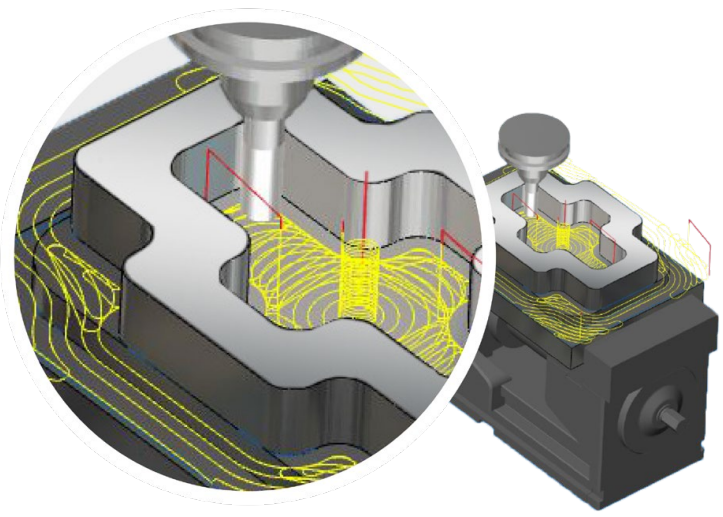

Mini milling cutter

N | λ_s=45° γ_s=13° | ZEFP

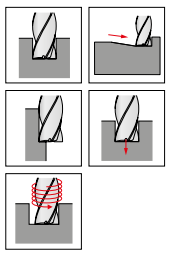

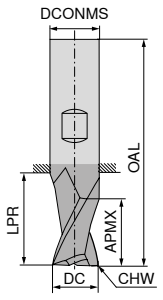

WNT \ Standard

Ti1000 | Ti1000

DC e8	APMX	LPR	OAL	DCONMS h5	CHW	ZEFP	Factory standard ~HA Article no.	EUR	Factory standard ~HA Article no.	EUR	Factory standard HB Article no.	EUR	Factory standard HB Article no.	EUR
mm	mm	mm	mm	mm	mm									
0,50	1,5	17	45	3	0,05	3	50 608 30500	12,10	50 609 30500	14,89				
0,50	1,5	17	45	3	0,08	3			50 609 005	22,81				
1,00	2,0	12	45	6	0,05	3					50 608 01000	12,19	50 609 01000	15,68
1,00	2,0	17	45	3	0,05	3	50 608 31000	12,10	50 609 31000	14,89				
1,00	2,0	17	45	3	0,08	3			50 609 010	22,81				
1,20	2,0	12	45	6	0,05	3					50 608 01200	12,19	50 609 01200	15,68
1,20	3,0	17	45	3	0,05	3	50 608 31200	12,10	50 609 31200	14,89				
1,50	3,0	12	45	6	0,05	3					50 608 01500	12,19	50 609 01500	15,68
1,50	3,0	17	45	3	0,05	3	50 608 31500	12,10	50 609 31500	14,89				
1,50	3,0	17	45	3	0,08	3			50 609 015	22,81				
1,80	3,0	12	45	6	0,05	3					50 608 01800	12,19	50 609 01800	15,68
1,80	3,0	17	45	3	0,08	3			50 609 018	22,81				
1,80	3,0	17	45	3	0,05	3	50 608 31800	12,10	50 609 31800	14,89				
2,00	4,0	19	45	6	0,08	3							50 609 020	23,91
2,00	4,0	13	45	6	0,05	3					50 608 020	21,60	50 609 02000	15,68
2,50	6,0	19	45	6	0,15	3							50 609 025	23,91
2,50	6,0	13	45	6	0,05	3					50 608 025	19,40	50 609 02500	15,68
2,80	6,0	19	45	6	0,15	3							50 609 028	23,91
2,80	6,0	13	45	6	0,05	3					50 608 02800	12,71	50 609 02800	15,68
3,00	6,0	19	45	6	0,15	3							50 609 030	23,91
3,00	6,0	13	45	6	0,10	3					50 608 030	19,40	50 609 03000	15,68
3,50	7,0	13	45	6	0,10	3					50 608 03500	13,28	50 609 03500	15,68
3,80	7,0	19	45	6	0,15	3							50 609 038	23,91
3,80	7,0	13	45	6	0,10	3					50 608 03800	13,28	50 609 03800	15,68
4,00	7,0	12	45	6	0,10	3					50 608 040	20,18	50 609 04000	15,68
4,00	7,0	19	45	6	0,15	3							50 609 040	23,91
4,50	8,0	11	45	6	0,10	3					50 608 04500	13,60	50 609 04500	15,68
4,80	8,0	11	45	6	0,10	3					50 608 04800	13,60	50 609 04800	15,68
4,80	8,0	19	45	6	0,15	3							50 609 048	23,91
5,00	8,0	11	45	6	0,10	3					50 608 050	20,50	50 609 05000	15,68
5,00	8,0	19	45	6	0,15	3							50 609 050	23,91
5,50	8,0	9	45	6	0,10	3					50 608 05500	13,60	50 609 05500	15,68
5,70	10,0	19	45	6	0,15	3							50 609 057	23,91
5,75	8,0	9	45	6	0,10	3					50 608 05700	13,60	50 609 05700	15,68
6,00	10,0	19	45	6	0,15	3							50 609 060	23,91
6,00	8,0	9	45	6	0,10	3					50 608 060	20,50	50 609 06000	15,68
6,70	10,0	19	55	8	0,10	3					50 608 06700	19,72	50 609 06700	15,68
6,70	10,0	26	55	8	0,15	3							50 609 067	23,91
7,00	12,0	19	55	8	0,10	3					50 608 070	30,20	50 609 07000	15,68
7,00	12,0	26	55	8	0,15	3							50 609 070	23,91
7,70	12,0	19	55	8	0,10	3					50 608 07700	19,72	50 609 07700	22,28
7,80	12,0	26	55	8	0,15	3							50 609 078	34,16
8,00	13,0	26	55	8	0,15	3							50 609 080	34,16
8,00	13,0	19	55	8	0,10	3					50 608 080	30,20	50 609 08000	22,28
8,70	14,0	28	55	10	0,15	3							50 609 087	41,56
8,70	14,0	17	55	10	0,10	3					50 608 08700	26,05	50 609 08700	27,08
9,00	16,0	17	55	10	0,10	3					50 608 09000	26,05	50 609 09000	27,08
9,70	16,0	28	55	10	0,15	3							50 609 097	41,56
9,70	16,0	17	55	10	0,10	3					50 608 09700	27,87	50 609 09700	27,08
10,00	16,0	17	55	10	0,10	3					50 608 100	42,76	50 609 10000	27,08
10,00	16,0	28	55	10	0,15	3							50 609 100	41,56

Steel		●		●
Stainless steel		●		●
Cast iron		●		●
Non ferrous metals	●	○	●	○
Heat resistant alloys	○	●	○	●
Hardened materials				

Mini milling cutter

N | λ_s=45° γ_s= 8° | ZEFP

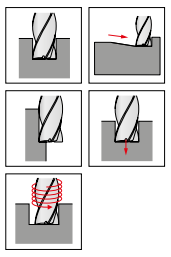

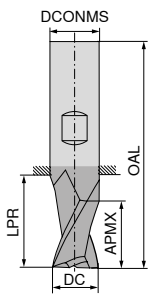

WNT \ Standard

Ti1000 | Ti1000

DC e8	APMX	LPR	OAL	DCONMS h5	ZEFP	Factory standard ~HA Article no.	EUR	Factory standard ~HA Article no.	EUR	Factory standard HB Article no.	EUR	Factory standard HB Article no.	EUR
mm	mm	mm	mm	mm									
0,50	1,5	17	45	3	3	50 664 30500	18,30	50 691 30500	14,73				
1,00	2,0	12	45	6	3					50 664 01000	11,88	50 691 01000	12,75
1,00	2,0	17	45	3	3	50 664 31000	18,30	50 691 31000	14,73				
1,20	2,0	12	45	6	3					50 664 01200	11,88	50 691 01200	12,75
1,20	3,0	17	45	3	3	50 664 31200	11,88	50 691 31200	14,73				
1,50	3,0	12	45	6	3					50 664 01500	11,88	50 691 01500	12,75
1,50	3,0	17	45	3	3	50 664 31500	18,30	50 691 31500	14,73				
1,80	3,0	12	45	6	3					50 664 01800	11,88	50 691 01800	12,75
1,80	3,0	17	45	3	3	50 664 31800	11,88	50 691 31800	14,73				
2,00	4,0	13	45	6	3					50 664 02000	12,20	50 691 02000	15,04
2,50	6,0	13	45	6	3					50 664 02500	12,20	50 691 02500	15,04
2,80	6,0	13	45	6	3					50 664 02800	12,20	50 691 02800	15,04
3,00	6,0	13	45	6	3					50 664 03000	12,20	50 691 03000	15,04
3,50	7,0	13	45	6	3					50 664 03500	12,75	50 691 03500	15,04
3,80	7,0	13	45	6	3					50 664 03800	12,75	50 691 03800	15,04
4,00	7,0	12	45	6	3					50 664 04000	12,75	50 691 04000	15,04
4,50	8,0	11	45	6	3					50 664 04500	13,04	50 691 04500	15,04
4,80	8,0	11	45	6	3					50 664 04800	13,04	50 691 04800	15,04
5,00	8,0	11	45	6	3					50 664 05000	13,04	50 691 05000	15,04
5,50	8,0	9	45	6	3					50 664 05500	13,04	50 691 05500	15,04
5,75	8,0	9	45	6	3					50 664 05700	13,04	50 691 05700	15,04
6,00	8,0	9	45	6	3					50 664 06000	13,04	50 691 06000	15,04
6,70	10,0	19	55	8	3					50 664 06700	18,93	50 691 06700	15,04
7,00	12,0	19	55	8	3					50 664 07000	18,93	50 691 07000	15,04
7,70	12,0	19	55	8	3					50 664 07700	18,93	50 691 07700	21,38
8,00	13,0	19	55	8	3					50 664 08000	18,93	50 691 08000	21,38
8,70	14,0	17	55	10	3					50 664 08700	26,75	50 691 08700	25,99
9,00	16,0	17	55	10	3					50 664 09000	26,75	50 691 09000	25,99
9,70	16,0	17	55	10	3					50 664 09700	26,75	50 691 09700	25,99
10,00	16,0	17	55	10	3					50 664 10000	26,75	50 691 10000	25,99

Steel		●		●
Stainless steel		●		●
Cast iron		●		●
Non ferrous metals	●	○	●	○
Heat resistant alloys	○	●	○	●
Hardened materials				

Mini milling cutter

▲ Shank similar to DIN 6535

N | λ_s=30° γ_s=18° | ZEFP

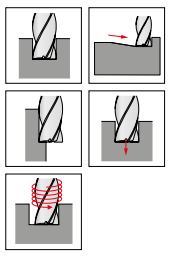

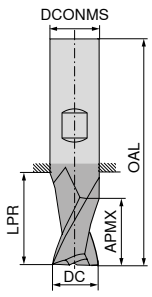

Ti1000

WNT \ Standard

DC e8	APMX	LH	LPR	OAL	DCONMS h5	ZEFP	Factory standard HB Article no.	EUR	Factory standard HB Article no.	EUR
mm	mm	mm	mm	mm	mm					
2,00	4	4,0	10	35	6	3	50 598 020	16,97	50 599 020	23,81
2,50	4	4,0	10	35	6	3	50 598 025	18,30	50 599 025	25,24
3,00	5	5,0	10	36	6	3	50 598 030	16,97	50 599 030	23,81
3,50	5	5,0	10	36	6	3	50 598 035	18,30	50 599 035	25,36
4,00	7	7,0	12	38	6	3	50 598 040	16,97	50 599 040	23,81
4,50	7	7,0	12	38	6	3	50 598 045	18,30	50 599 045	25,36
5,00	8	8,0	13	39	6	3	50 598 050	16,97	50 599 050	23,81
5,50	8	8,0	13	39	6	3	50 598 055	18,30	50 599 055	25,36
5,75	8	8,0	13	39	6	3	50 598 057	18,30	50 599 057	25,36
6,00	8	8,5	13	39	6	3	50 598 060	16,97	50 599 060	23,81
6,75	11	11,5	16	43	8	3	50 598 067	24,14	50 599 067	32,29
7,00	11	11,5	16	43	8	3	50 598 070	23,25	50 599 070	29,98
7,75	11	11,5	16	43	8	3	50 598 077	24,36	50 599 077	32,62
8,00	11	11,5	16	43	8	3	50 598 080	26,68	50 599 080	32,07
8,70	13	13,5	18	50	10	3	50 598 087	38,03	50 599 087	47,83
9,00	13	13,5	18	50	10	3	50 598 090	34,72	50 599 090	44,30
9,70	13	13,5	18	50	10	3	50 598 097	38,03	50 599 097	47,83
10,00	13	13,5	18	50	10	3	50 598 100	37,80	50 599 100	45,85
12,00	15	15,5	24	55	12	3	50 598 120	49,26	50 599 120	59,52
14,00	15	15,5	26	58	14	3	50 598 140	84,31	50 599 140	94,45
16,00	18	18,5	28	62	16	3	50 598 160	94,57	50 599 160	108,00
18,00	20	20,5	35	70	18	3	50 598 180	120,10	50 599 180	134,50
20,00	22	22,5	40	75	20	3	50 598 200	152,10	50 599 200	166,50

Steel	●	●
Stainless steel	○	○
Cast iron	●	●
Non ferrous metals	○	○
Heat resistant alloys	○	○
Hardened materials		○

End milling cutter

▲ irregular helix angle

▲ special cutting edge preperation for the machining of stainless steel

N | λ_s=35° 38° γ_s=10° | ZEFP | HPC

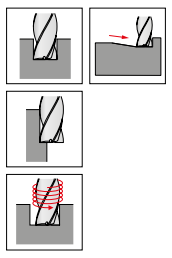

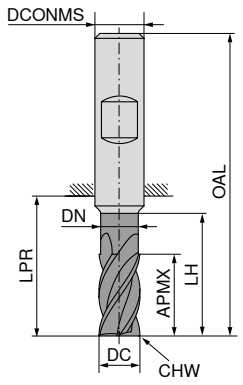

Ti1000

WNT \ Standard

DC	APMX	DN	LH	LPR	OAL	DCONMS h6	CHW	ZEFP	≈DIN 6527 HB Article no.	EUR
mm	mm	mm	mm	mm	mm	mm	mm			
3,0	8	2,8	12,0	21	57	6	0,15	4	54 006 030	17,08
4,0	11	3,8	15,0	21	57	6	0,15	4	54 006 040	17,08
5,0	13	4,8	17,0	21	57	6	0,15	4	54 006 050	17,08
6,0	13	5,8	21,0	21	57	6	0,15	4	54 006 060	20,06
8,0	19	7,7	27,0	27	63	8	0,25	4	54 006 080	25,91
10,0	22	9,7	32,0	32	72	10	0,25	4	54 006 100	33,96
12,0	26	11,6	38,0	38	83	12	0,35	4	54 006 120	54,01
16,0	32	15,5	44,0	44	92	16	0,35	4	54 006 160	83,32
20,0	38	19,5	54,0	54	104	20	0,35	4	54 006 200	125,70

Steel	●
Stainless steel	●
Cast iron	○
Non ferrous metals	○
Heat resistant alloys	●
Hardened materials	

Rough milling cutter

NR | λ_s=35° 38° γ_s=10° | ZEFP | HPC

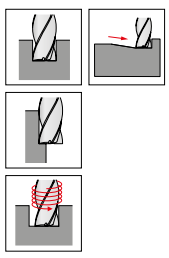

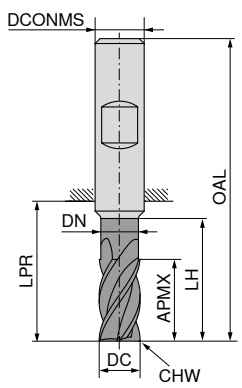

WNT \ Standard

Ti1000

Ti1000

Ti1000

DC h10	APMX	DN	LH	LPR	OAL	DCONMS h6	CHW	ZEFP	DIN 6527 HB NEW Article no.	EUR	Factory standard HB NEW Article no.	EUR	Factory standard HB NEW Article no.	EUR
mm	mm	mm	mm	mm	mm	mm	mm							
3	5			14	50	6	0,15	4	54 000 03100	20,73				
3	8	2,8	12	21	57	6	0,15	4			54 015 03200	20,76		
3	8	2,8	15	34	70	6	0,15	4					54 015 03400	30,24
4	8			18	54	6	0,15	4	54 000 04100	20,67				
4	11	3,8	15	21	57	6	0,15	4			54 015 04200	20,76		
4	11	3,8	20	34	70	6	0,15	4					54 015 04400	30,24
5	9			18	54	6	0,15	4	54 000 05100	20,67				
5	13	4,8	17	21	57	6	0,15	4			54 015 05200	20,76		
5	13	4,8	25	34	70	6	0,15	4					54 015 05400	34,61
6	10			18	54	6	0,15	4	54 000 06100	20,67				
6	13	5,8	21	21	57	6	0,15	4			54 015 06200	24,88		
6	13	5,8	30	34	70	6	0,15	4					54 015 06400	39,19
8	12			22	58	8	0,25	4	54 000 08100	28,58				
8	19	7,7	27	27	63	8	0,25	4			54 015 08200	31,09		
8	19	7,7	40	44	80	8	0,25	4					54 015 08400	47,89
10	14			26	66	10	0,25	4	54 000 10100	35,53				
10	22	9,7	32	32	72	10	0,25	4			54 015 10200	39,61		
10	22	9,7	50	54	94	10	0,25	4					54 015 10400	65,41
12	16			28	73	12	0,35	4	54 000 12100	52,61				
12	26	11,6	38	38	83	12	0,35	4			54 015 12200	64,26		
12	26	11,6	64	65	109	12	0,35	4					54 015 12400	78,20
16	22			34	82	16	0,35	4	54 000 16100	90,22				
16	32	15,5	44	44	92	16	0,35	4			54 015 16200	96,75		
16	32	15,5	80	84	132	16	0,35	4					54 015 16400	147,40
20	26			42	92	20	0,35	4	54 000 20100	131,80				
20	38	19,5	54	54	104	20	0,35	4			54 015 20200	143,40		
20	38	19,5	100	104	154	20	0,35	4					54 015 20400	192,60

Steel	●	●	●
Stainless steel	●	●	●
Cast iron	○	○	○
Non ferrous metals	○	○	○
Heat resistant alloys	●	●	●
Hardened materials			

Customer Service Centre
Freephone: 1800 93 22 55

Ordering via the Online Shop
http://cuttingtools.ceratizit.com

Finish milling cutter

N | λ_s=43° 45° | γ_s=13° | ZEFP

WNT \ Standard

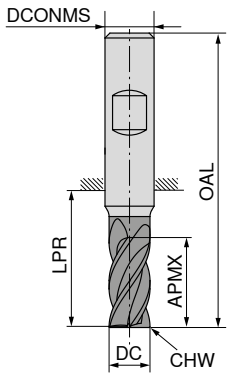

DC f8	APMX	LPR	OAL	DCONMS h5	CHW	ZEFP	Ti1000 ≈DIN 6527 HB Article no.	EUR	Ti1000 Factory standard HB Article no.	EUR
mm	mm	mm	mm	mm	mm					
4	11	21	57	6	0,15	6	50 633 040	41,88		
4	16	26	62	6	0,15	6			50 633 041	59,29
5	13	21	57	6	0,15	6	50 633 050	41,88		
5	18	26	62	6	0,15	6			50 633 051	59,29
6	13	21	57	6	0,15	6	50 633 060	41,88		
6	18	26	62	6	0,15	6			50 633 061	59,29
7	16	27	63	8	0,15	6	50 633 070	51,14		
7	21	32	68	8	0,15	6			50 633 071	77,59
8	19	27	63	8	0,15	6	50 633 080	48,93		
8	24	32	68	8	0,15	6			50 633 081	68,44
9	19	32	72	10	0,15	6	50 633 090	80,89		
9	27	40	80	10	0,15	6			50 633 091	123,50
10	22	32	72	10	0,15	6	50 633 100	78,47		
10	30	40	80	10	0,15	6			50 633 101	121,30
12	26	38	83	12	0,15	6	50 633 120	104,30		
12	36	48	93	12	0,15	6			50 633 121	164,20
14	26	38	83	14	0,15	6	50 633 140	142,30		
14	42	54	99	14	0,15	6			50 633 141	222,60
16	32	44	92	16	0,15	6	50 633 160	187,30		
16	48	60	108	16	0,15	6			50 633 161	284,30
16	65	77	125	16	0,15	6			50 633 162	358,30
16	75	102	150	16	0,15	6			50 633 163	401,10
16	95	102	150	16	0,15	6			50 633 164	465,10
18	32	44	92	18	0,15	8	50 633 180	217,10		
18	54	66	114	18	0,15	8			50 633 181	348,30
20	38	54	104	20	0,15	8	50 633 200	266,80		
20	60	76	126	20	0,15	8			50 633 201	446,40
20	75	85	135	20	0,15	8			50 633 202	471,60
20	95	100	150	20	0,15	8			50 633 203	489,30
25	75	94	150	25	0,15	8			50 633 250	648,10
25	95	104	160	25	0,15	8			50 633 251	689,90
32	75	90	150	32	0,15	8	50 633 320	1.246,00		
32	95	100	160	32	0,15	8			50 633 321	1.294,00
Steel							○		○	
Stainless steel							●		●	
Cast iron							○		○	
Non ferrous metals							○		○	
Heat resistant alloys							●		●	
Hardened materials							●		●	

Rough milling cutter

NR | λ_s=20° | γ_s=10° | ZEFP

WNT \ Standard

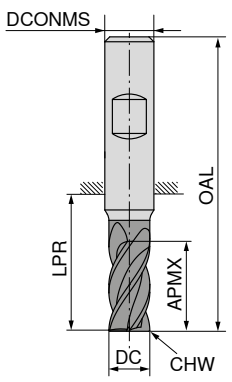

DC d11	APMX	LPR	OAL	DCONMS h5	CHW	ZEFP	Ti400 DIN 6527 HB Article no.	EUR
mm	mm	mm	mm	mm	mm			
4	8	21	57	6	0,6	4	50 624 040	73,07
5	13	21	57	6	0,6	4	50 624 050	73,07
6	13	21	57	6	0,6	4	50 624 060	79,35
7	19	27	63	8	0,6	4	50 624 070	90,49
8	19	27	63	8	0,6	4	50 624 080	90,49
9	22	32	72	10	0,6	4	50 624 090	105,00
10	22	32	72	10	0,6	4	50 624 100	105,00
11	26	38	83	12	0,6	4	50 624 110	124,60
12	26	38	83	12	0,6	4	50 624 120	124,60
13	26	38	83	14	0,6	4	50 624 130	175,20
14	26	38	83	14	0,6	4	50 624 140	175,20
16	32	44	92	16	0,6	4	50 624 160	197,30
18	32	44	92	18	0,6	4	50 624 180	264,60
20	38	54	104	20	0,6	4	50 624 200	294,30
25	45	65	121	25	0,6	5	50 624 250	360,40
Steel							●	
Stainless steel							○	
Cast iron							●	
Non ferrous metals							○	
Heat resistant alloys							○	
Hardened materials								

Ball Nosed Cutter

▲ Radius accuracy: ± 0,01 mm

N | λ_s=30° | γ_s= 6° | ZEFP

WNT \ Standard

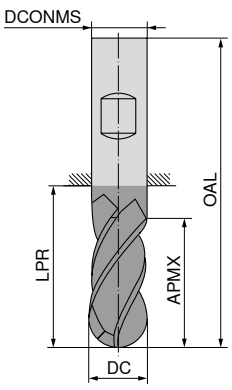

DC f8	APMX	LPR	OAL	DCONMS h5	ZEFP	Ti1000 DIN 6527 HB Article no.	EUR	Ti1000 DIN 6527 HB Article no.	EUR	Factory standard HB Article no.	EUR	Ti1000 DIN 6527 HB Article no.	EUR
mm	mm	mm	mm	mm									
3	8	21	57	6	4	50 642 030	42,21	50 643 030	51,58				
4	11	21	57	6	4	50 642 040	42,21	50 643 040	51,58				
6	13	21	57	6	4	50 642 060	42,21	50 643 060	51,58				
6	40	64	100	6	4					50 642 061	53,12	50 643 061	62,61
8	19	27	63	8	4	50 642 080	48,61	50 643 080	57,53				
8	40	64	100	8	4					50 642 081	59,74	50 643 081	69,33
10	22	32	72	10	4	50 642 100	82,77	50 643 100	91,81				
10	40	60	100	10	4					50 642 101	106,70	50 643 101	115,80
12	26	38	83	12	4	50 642 120	111,30	50 643 120	120,10				
12	45	55	100	12	4					50 642 121	144,40	50 643 121	153,20
12	75	105	150	12	4					50 642 122	224,90	50 643 122	232,50
14	26	38	83	14	4	50 642 140	141,00	50 643 140	149,90				
14	45	55	100	14	4					50 642 141	199,50	50 643 141	205,00
16	32	44	92	16	4	50 642 160	198,30	50 643 160	203,80				
16	75	102	150	16	4					50 642 161	275,60	50 643 161	283,30
20	38	54	104	20	4	50 642 200	275,60	50 643 200	283,30				
20	75	100	150	20	4					50 642 201	435,30	50 643 201	445,30
Steel						●		●		●		●	
Stainless steel						○		○		○		○	
Cast iron						●		●		●		●	
Non ferrous metals						○		○		○		○	
Heat resistant alloys						○		○		○		○	
Hardened materials								○				○	

NC deburring cutter

N | λ_s=0° γ_s=0° | Ti1000

WNT \ Performance

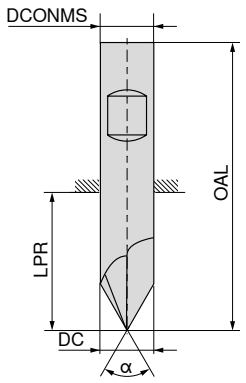

DC h6 mm	OAL mm	LPR mm	DCONMS h6 mm	ZEFP	α = 90° Factory standard HB Article no.	EUR	α = 90° Factory standard HB Article no.	EUR
4	50	22	4	4	52 151 040 1)	26,33	52 154 040 1)	35,38
6	54	18	6	4	52 151 060 2)	33,96	52 154 060	47,16
8	59	23	8	4	52 151 080 2)	40,11	52 154 080	57,53
10	60	20	10	4	52 151 100 2)	49,60	52 154 100	70,10
12	70	25	12	4	52 151 120 2)	69,76	52 154 120	95,34

Steel	●	●
Stainless steel	○	○
Cast iron	●	●
Non ferrous metals	○	○
Heat resistant alloys	○	○
Hardened materials		○

1) DIN 6535 HA Shank
2) Included in the set

Engraving cutter 60°

W | λ_s=15° γ_s=20° | ZEFP

WNT \ Standard

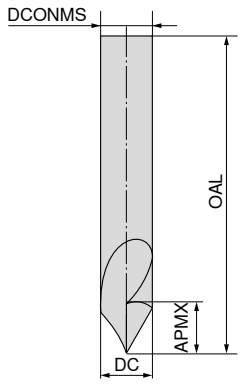

DC h6 mm	APMX mm	OAL mm	DCONMS h6 mm	ZEFP	Factory standard HA Article no.	EUR
3	15	50	3	1	52 195 030	38,91
4	18	50	4	1	52 195 040	41,43
6	20	54	6	1	52 195 060	44,53

Steel	○
Stainless steel	○
Cast iron	○
Non ferrous metals	●
Heat resistant alloys	○
Hardened materials	

NC front and rear chamfer milling cutter

N | λ_s=0° γ_s=0° | ZEFP | Ti1000

WNT \ Standard

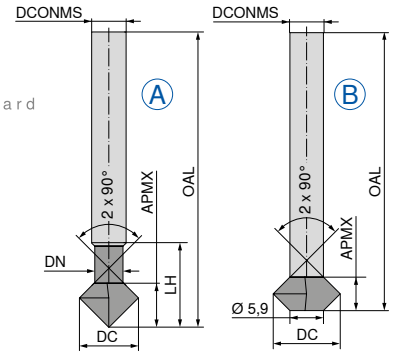





DC mm	APMX mm	DN mm	LH mm	OAL mm	DCONMS h5 mm	ZEFP	Fig.	Factory standard HA Article no.	EUR	Factory standard HA Article no.	EUR
3	2,0	2,2	12,0	75	4	4	A	52 158 030	53,89	52 159 030	60,94
4	2,7	2,9	17,7	75	4	4	A	52 158 040	53,89	52 159 040	62,05
5	3,0	3,9	18,0	75	5	4	A	52 158 050	55,21	52 159 050	63,26
6	4,0	3,9	19,0	100	6	4	A	52 158 060	67,34	52 159 060	75,61
8	2,0			100	6	4	B	52 158 080	87,72	52 159 080	98,09
10	4,0			100	6	4	B	52 158 100	109,30	52 159 100	122,30
12	6,0			100	6	4	B	52 158 120	131,30	52 159 120	145,50

Steel	●	●
Stainless steel	○	○
Cast iron	●	●
Non ferrous metals	○	○
Heat resistant alloys	○	○
Hardened materials		○



Intelligent Machining

Industry 4.0 with ToolScope

ToolScope is a modular assistance system for monitoring and optimizing machining processes. With it, we are the only company that offers not only the tools, but also the expertise and capabilities to master and improve processes throughout the entire machining process.

Customer Service Centre
Freephone: 1800 93 22 55

Ordering via the Online Shop
http://cuttingtools.ceratizit.com

Cutter for plastics

▲ With polished flutes

W | ZEFP | Ti40

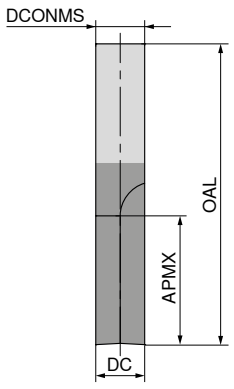

WNT \ Standard

Factory standard

HA

DC h10 mm	APMX mm	OAL mm	DCONMS h6 mm	ZEFP	Article no.	EUR
1,5	6	40	3	1	50 946 015	32,96
2,0	6	40	3	1	50 946 020	32,96
2,0	10	40	2	1	50 946 022	23,70
2,0	10	60	6	1	50 946 024	47,94
2,0	12	60	6	1	50 946 026	49,38
3,0	12	40	3	1	50 946 030	24,91
3,0	12	60	6	1	50 946 032	47,94
3,0	15	60	6	1	50 946 034	47,94
4,0	15	60	6	1	50 946 040	47,94
4,0	20	75	6	1	50 946 042	72,63
5,0	16	60	6	1	50 946 050	47,94
5,0	28	75	6	1	50 946 052	80,46
6,0	20	60	6	1	50 946 060	41,77
6,0	30	60	6	1	50 946 062	47,51
6,0	35	75	6	1	50 946 064	66,89
8,0	22	63	8	1	50 946 080	64,92
8,0	40	100	8	1	50 946 082	104,30
10,0	25	72	10	1	50 946 100	96,54
10,0	55	100	10	1	50 946 102	169,70
12,0	30	83	12	1	50 946 120	125,70

Steel	
Stainless steel	
Cast iron	
Non ferrous metals	●
Heat resistant alloys	
Hardened materials	

Single flute cutter

▲ With polished chip flutes

W | λ_s=25° γ_s=20° | ZEFP

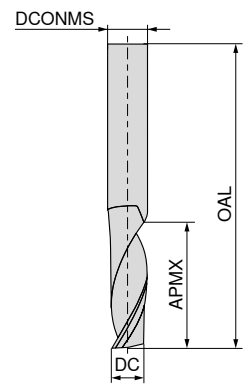

WNT \ Standard

Right-hand helix, right-hand cutting — Factory standard — HA

Left-hand helix, right-hand cutting — Factory standard — HA

DC h10 mm	APMX mm	OAL mm	DCONMS h6 mm	ZEFP	Article no. (Right-hand helix)	EUR	Article no. (Left-hand helix)	EUR
1,5	6	40	3,0	1	50 610 015	26,78	50 611 015	26,78
2,0	6	40	3,0	1	50 610 019	26,78	50 611 019	26,78
2,0	10	40	2,0	1	50 610 020	16,65	50 611 020	16,65
2,0	10	60	6,0	1	50 610 022	39,56	50 611 022	39,56
2,0	12	60	6,0	1	50 610 024	40,66	50 611 024	40,66
2,5	6	40	2,5	1	50 610 025	26,78	50 611 025	26,78
3,0	12	40	3,0	1	50 610 030	17,86	50 611 030	17,86
3,0	10	40	6,0	1	50 610 032	38,79	50 611 032	38,79
3,0	12	60	6,0	1	50 610 034	39,56	50 611 034	39,56
3,0	15	60	6,0	1	50 610 036	39,56	50 611 036	39,56
4,0	15	40	4,0	1	50 610 040	21,60	50 611 040	21,60
4,0	15	60	6,0	1	50 610 042	39,56	50 611 042	39,56
4,0	20	75	6,0	1	50 610 044	64,03	50 611 044	64,03
5,0	16	50	5,0	1	50 610 050	27,66	50 611 050	27,66
5,0	16	60	6,0	1	50 610 052	39,56	50 611 052	39,56
5,0	28	75	6,0	1	50 610 054	71,75	50 611 054	71,75
6,0	20	60	6,0	1	50 610 060	31,96	50 611 060	31,96
6,0	30	60	6,0	1	50 610 062	38,79	50 611 062	38,79
6,0	35	75	6,0	1	50 610 064	58,08	50 611 064	58,08
8,0	22	63	8,0	1	50 610 080	51,58	50 611 080	51,58
8,0	40	100	8,0	1	50 610 084	93,13	50 611 084	93,13
10,0	25	72	10,0	1	50 610 100	77,59	50 611 100	77,59
10,0	55	100	10,0	1	50 610 105	155,50	50 611 105	155,50
12,0	30	83	12,0	1	50 610 120	102,90	50 611 120	102,90
14,0	30	83	14,0	1	50 610 140	153,20	50 611 140	153,20
16,0	35	92	16,0	1	50 610 160	218,30	50 611 160	218,30
18,0	35	92	18,0	1	50 610 180	260,10	50 611 180	260,10
20,0	40	104	20,0	1	50 610 200	293,20	50 611 200	293,20

Steel		
Stainless steel		
Cast iron		
Non ferrous metals	●	●
Heat resistant alloys		
Hardened materials		

CERATIZIT Group

With passion and pioneering spirit for carbide

CERATIZIT has been a pioneer in the field of demanding carbide solutions for machining and wear protection for more than 95 years, controlling the entire value chain from powder to the finished end product.
With exclusive access to the highest quality carbide raw materials, CERATIZIT offers more than 130 carbide grades and as a full-range supplier manufactures highly specialized cutting tools, indexable inserts, rods made of hard materials and wear parts.
The goal remains the same: CERATIZIT provides competitive advantages – through new technological standards, innovative materials and coatings as well as unique carbide products.



MaxiMill – Screw in cutter G 491

CERATIZIT \ Performance

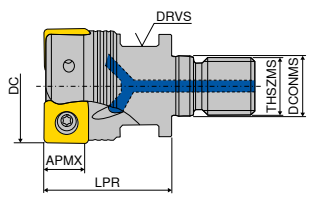

ISO designation	DC	LPR	THSZMS	DCONMS	APMX	DRVS	Insert	ZNF	Article no.	EUR
	mm	mm		mm	mm	mm				
G491.25.R.03-09	25	35	M12	12,5	6	17	SNHU 09T3	3	50 773 125	175,65
G491.32.R.03-09	32	35	M16	17,0	6	24	SNHU 09T3	3	50 773 132	178,30
G491.32.R.04-09	32	35	M16	17,0	6	24	SNHU 09T3	4	50 773 232	199,20
G491.32.R.02-12	32	35	M16	17,0	8	24	SNHU 1204	2	50 773 032	167,80

MaxiMill – End milling cutter C 491

CERATIZIT \ Performance

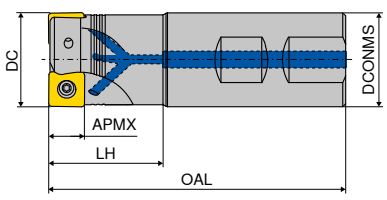



ISO designation	DC	OAL	LH	DCONMS h6	APMX	Insert	ZNF	Article no.	EUR	Article no.	EUR
	mm	mm	mm	mm	mm						
C491.25.R.03-09-A-50-225	25	225	50	25	6	SNHU 09T3	3	50 774 325	178,30		
C491.25.R.03-09-B-32	25	59	32	25	6	SNHU 09T3	3			50 774 425	178,30
C491.32.R.03-09-A-63-250	32	250	63	32	6	SNHU 09T3	3	50 774 532	183,50		
C491.32.R.04-09-B-40	32	101	40	32	6	SNHU 09T3	4			50 774 432	199,20
C491.32.R.04-09-A-63-250	32	250	63	32	6	SNHU 09T3	4	50 774 332	199,20		
C491.32.R.03-09-B-40	32	101	40	32	6	SNHU 09T3	3			50 774 632	183,50
C491.32.R.02-12-A-63-250	32	250	63	32	8	SNHU 1204	2	50 774 232	167,80		
C491.32.R.02-12-B-40	32	102	40	32	8	SNHU 1204	2			50 774 032	167,80

MaxiMill – Shell mill A 491

CERATIZIT \ Performance

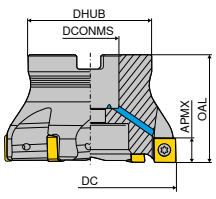



ISO designation	DC	OAL	DHUB	DCONMS H6	APMX	Insert	ZNF	Article no.	EUR	Article no.	EUR
	mm	mm	mm	mm	mm						
A491.40.R.03-09	40	40	38	16	6	SNHU 09T3	3	50 775 240	193,95		
A491.40.R.05-09	40	40	38	16	6	SNHU 09T3	5			50 776 240	225,45
A491.50.R.04-09	50	40	43	22	6	SNHU 09T3	4	50 775 250	214,95		
A491.50.R.06-09	50	40	43	22	6	SNHU 09T3	6			50 776 250	246,40
A491.63.R.05-09	63	40	48	22	6	SNHU 09T3	5	50 775 263	256,90		
A491.63.R.08-09	63	40	48	22	6	SNHU 09T3	8			50 776 263	304,05
A491.80.R.06-09	80	50	58	27	6	SNHU 09T3	6	50 775 280	272,65		
A491.80.R.10-09	80	50	58	27	6	SNHU 09T3	10			50 776 280	335,55
A491.100.R.07-09	100	50	78	32	6	SNHU 09T3	7	50 775 300	346,00		
A491.100.R.12-09	100	50	78	32	6	SNHU 09T3	12			50 776 300	424,65
A491.125.R.08-09	125	63	88	40	6	SNHU 09T3	8	50 775 325	419,40		
A491.125.R.15-09	125	63	88	40	6	SNHU 09T3	15			50 776 325	514,00
A491.40.R.03-12	40	40	38	16	8	SNHU 1204	3	50 775 040	193,95		
A491.40.R.04-12	40	40	38	16	8	SNHU 1204	4			50 776 040	209,70
A491.50.R.04-12	50	40	43	22	8	SNHU 1204	4	50 775 050	214,95		
A491.50.R.05-12	50	40	43	22	8	SNHU 1204	5			50 776 050	230,70
A491.63.R.05-12	63	40	48	22	8	SNHU 1204	5	50 775 063	256,90		
A491.63.R.06-12	63	40	48	22	8	SNHU 1204	6			50 776 063	272,65
A491.80.R.06-12	80	50	58	27	8	SNHU 1204	6	50 775 080	272,65		
A491.80.R.08-12	80	50	58	27	8	SNHU 1204	8			50 776 080	314,55
A491.100.R.07-12	100	50	78	32	8	SNHU 1204	7	50 775 100	346,00		
A491.100.R.10-12	100	50	78	32	8	SNHU 1204	10			50 776 100	393,25
A491.125.R.08-12	125	63	88	40	8	SNHU 1204	8	50 775 125	419,40		
A491.125.R.12-12	125	63	88	40	8	SNHU 1204	12			50 776 125	482,35
A491.160.R.09-12	160	63	98	40	8	SNHU 1204	9	50 775 160 [1]	487,60		
A491.160.R.14-12	160	63	98	40	8	SNHU 1204	14			50 776 160 [1]	566,50

1) With threaded holes M12 on the front face, pitch circle diameter = 66.7 mm

Spare parts	TORX® blade		Clamping key - T		Key D		Power Screw		Clamping screw	
	Article no.		Article no.		Article no.		Article no.		Article no.	
	EUR		EUR		EUR		EUR		EUR	
SNHU 09T3..	4,73	80 950 053			8,02	80 950 119			2,78	70 950 710
SNHU 09T3.. (Ø40)	4,73	80 950 053	3,52	80 397 040	8,02	80 950 119	11,23	70 950 151	2,78	70 950 710
SNHU 1204..					10,70	80 950 128			2,83	70 950 859
SNHU 1204.. (Ø40)			3,52	80 397 040	10,70	80 950 128	11,23	70 950 151	2,83	70 950 859

Customer Service Centre
Freephone: 1800 93 22 55

Ordering via the Online Shop
http://cuttingtools.ceratizit.com

SNHU

Designation	IC	D1	L	S
	mm	mm	mm	mm
SNHU 09T3..	9,15	3,85	9,15	3,70
SNHU 1204..	12,20	4,40	12,20	5,00

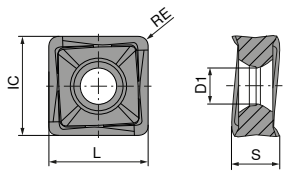

SNHU

CERATIZIT \ Performance

ISO	RE mm	-F50 CTPM240 (-F50 DPX2240) Article no.	EUR	-F10 CTWN215 (-F10 CWK4615) Article no.	EUR
120408FR	0,8			51 101 358	24,13
120408SR	0,8	51 102 408	24,13		
120412FR	1,2			51 101 362	24,13
120412SR	1,2	51 102 412	24,13		
120416FR	1,6			51 101 366	24,13
120416SR	1,6	51 102 416	24,13		
120420FR	2,0			51 101 370	24,13
120420SR	2,0	51 102 420	24,13		

	-F50 CTPM240	-F10 CTWN215
Steel	○	
Stainless steel	●	
Cast iron		○
Non ferrous metals		●
Heat resistant alloys		

SNHU

CERATIZIT \ Performance

ISO	RE mm	-M50 CTCP230 (-M50 DCX1230) Article no.	EUR	-M50 CTPP235 (-M50 DPX1235) Article no.	EUR	-M50 CTPM240 (-M50 DPX2240) Article no.	EUR	-R50 CTCK215 (-R50 DCX3215) Article no.	EUR	-R50 CTPK220 (-R50 DPX3220) Article no.	EUR
120408SR	0,8	51 100 008	24,13	51 100 108	24,13	51 100 408	24,13	51 103 508	24,13	51 103 608	24,13
120412SR	1,2			51 100 112	24,13			51 103 512	24,13		
120416SR	1,6			51 100 116	24,13			51 103 516	24,13		
120420SR	2,0			51 100 120	24,13			51 103 520	24,13		

	-M50 CTCP230	-M50 CTPP235	-M50 CTPM240	-R50 CTCK215	-R50 CTPK220
Steel	●	●	○	○	○
Stainless steel	○	○	●		
Cast iron				●	●
Non ferrous metals					
Heat resistant alloys					

SNHU

CERATIZIT \ Performance

ISO	RE mm	-M50 CTCP230 (-M50 DCX1230) Article no.	EUR	-M50 CTPP235 (-M50 DPX1235) Article no.	EUR	-F50 CTPM240 (-F50 DPX2240) Article no.	EUR	-M50 CTPM240 (-M50 DPX2240) Article no.	EUR	-R50 CTCK215 (-R50 DCX3215) Article no.	EUR	-F10 CTWN215 (-F10 CWK4615) Article no.	EUR
09T308FR	0,8											51 118 358	19,76
09T308SR	0,8	51 120 008	19,76	51 120 108	19,76	51 119 408	19,76	51 120 408	19,76	51 121 508	19,76		

	-M50 CTCP230	-M50 CTPP235	-F50 CTPM240	-M50 CTPM240	-R50 CTCK215	-F10 CTWN215
Steel	●	●	○	○	○	
Stainless steel	○	○	●	●		
Cast iron					●	○
Non ferrous metals						●
Heat resistant alloys						

MaxiMill – End milling cutter C 211-11

▲ Insert radius >1,6 mm: Modify cutter body

CERATIZIT \ Performance

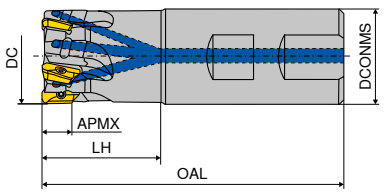

ISO designation	DC	OAL	LH	DCONMS h6	APMX	RPMX	Insert	ZNF	Article no. (A)	EUR	Article no. (B)	EUR
	mm	mm	mm	mm	mm	1/min.						
C211.12.R.01-11-B-20	12	75	20	16	10	55000	XD.T 11T3	1			50 737 012	102,80
C211.16.R.02-11-A-25	16	75	25	16	10	42000	XD.T 11T3	2	50 737 116	115,25		
C211.16.R.02-11-B-25	16	75	25	16	10	42000	XD.T 11T3	2			50 737 016	115,25
C211.16.R.02-11-A15-32-165	16	165	32	15	10	14800	XD.T 11T3	2	50 737 316	115,25		
C211.16.R.02-11-A-32-165	16	165	32	16	10	14800	XD.T 11T3	2	50 737 216	115,25		
C211.20.R.03-11-A-25	20	77	25	20	10	36900	XD.T 11T3	3	50 737 120	130,85		
C211.20.R.03-11-B-25	20	77	25	20	10	36900	XD.T 11T3	3			50 737 020	130,85
C211.20.R.03-11-A-32-165	20	165	32	20	10	15800	XD.T 11T3	3	50 737 320	130,85		
C211.20.R.02-11-A19-40-200	20	200	40	19	10	10500	XD.T 11T3	2	50 737 620	121,50		
C211.20.R.02-11-A-40-200	20	200	40	20	10	10500	XD.T 11T3	2	50 737 420	121,50		
C211.25.R.03-11-A-32	25	90	32	25	10	33200	XD.T 11T3	3	50 737 625	137,10		
C211.25.R.03-11-B-32	25	90	32	25	10	33200	XD.T 11T3	3			50 737 725	137,10
C211.25.R.04-11-A-32	25	90	32	25	10	33200	XD.T 11T3	4	50 737 125	146,45		
C211.25.R.04-11-B-32	25	90	32	25	10	33200	XD.T 11T3	4			50 737 025	146,45
C211.25.R.04-11-A-40-165	25	165	40	25	10	19900	XD.T 11T3	4	50 737 325	146,45		
C211.25.R.03-11-A-50-225	25	225	50	25	10	9400	XD.T 11T3	3	50 737 425	137,10		
C211.25.R.03-11-A24-50-225	25	225	50	24	10	9400	XD.T 11T3	3	50 737 825	137,10		
C211.32.R.05-11-A-40	32	102	40	32	10	30200	XD.T 11T3	5	50 737 132	162,05		
C211.32.R.05-11-B-40	32	102	40	32	10	30200	XD.T 11T3	5			50 737 032	162,05
C211.32.R.05-11-A-50-165	32	165	50	32	10	20900	XD.T 11T3	5	50 737 332	162,05		
C211.32.R.04-11-A-64-250	32	250	64	32	10	8500	XD.T 11T3	4	50 737 432	152,65		

MaxiMill – Shell mill A 211-11

▲ Insert radius >1,6 mm: Modify cutter body

CERATIZIT \ Performance

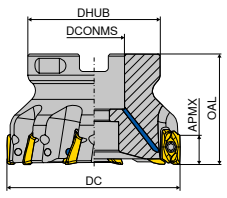





ISO designation	DC	OAL	DCONMS H6	DHUB	APMX	RPMX	Insert	ZNF	Article no.	EUR	Article no.	EUR
	mm	mm	mm	mm	mm	1/min.						
A211.40.R.04-11	40	40	16	38	10	27700	XD.T 11T3	4	50 738 040	158,95		
A211.40.R.06-11	40	40	16	38	10	27700	XD.T 11T3	6			50 739 040	177,55
A211.50.R.05-11	50	40	22	43	10	25400	XD.T 11T3	5	50 738 050	186,90		
A211.50.R.08-11	50	40	22	43	10	25400	XD.T 11T3	8			50 739 050	215,00
A211.63.R.06-11	63	40	22	48	10	23300	XD.T 11T3	6	50 738 063	215,00		
A211.63.R.10-11	63	40	22	48	10	23300	XD.T 11T3	10			50 739 063	252,35
A211.80.R.07-11	80	50	27	58	10	21300	XD.T 11T3	7	50 738 080	243,05		
A211.80.R.10-11	80	50	27	58	10	21300	XD.T 11T3	10			50 739 180	271,05

Spare parts DC	TORX® blade EUR	Article no.	Clamping key - T EUR	Article no.	Key D EUR	Article no.	Power Screw EUR	Article no.	Clamping screw EUR	Article no.	Torque screwdriver EUR	Article no.
12	4,28	80 950 043			9,18	80 950 125			2,31	70 950 116	107,01	80 950 191
16 - 32	4,28	80 950 043			9,18	80 950 125			3,68	70 950 128	107,01	80 950 191
40	4,28	80 950 043	3,52	80 397 040	9,18	80 950 125	11,23	70 950 151	3,68	70 950 131	107,01	80 950 191
40	4,28	80 950 043			9,18	80 950 125	11,23	70 950 151	3,68	70 950 131	107,01	80 950 191
50	4,28	80 950 043	3,82	80 397 050	9,18	80 950 125	15,43	70 950 154	3,68	70 950 131	107,01	80 950 191
63 - 80	4,28	80 950 043			9,18	80 950 125			3,68	70 950 131	107,01	80 950 191

Direct availability to a global innovator.

Team Cutting Tools means access to a leading international expert in the field of carbide and carbide tools for all those involved. The goals for the future with the Team Cutting Tools are: A large single product portfolio, even more custom solutions and additional upgraded services.
One thing that will always remain the same: direct contact with the customer - thanks to short distances and personal contacts.

Customer Service Centre
Freephone: 1800 93 22 55

Ordering via the Online Shop
http://cuttingtools.ceratizit.com

XDKT / XDHT

Designation	IC	D1	L	BS	S
	mm	mm	mm	mm	mm
XD.T 11T302..	6,8	2,8	10,6	2	3,80
XD.T 11T304..	6,8	2,8	10,6	1,8	3,80
XD.T 11T308..	6,8	2,8	10,6	1,4	3,80
XD.T 11T312..	6,8	2,8	10,6	1,4	3,80
XD.T 11T316..	6,8	2,8	10,6	1,4	3,80
XD.T 11T320..	6,8	2,8	10,6	1,4	3,80
XD.T 11T325..	6,8	2,8	10,6	1,4	3,80
XD.T 11T332..	6,8	2,8	10,6	0,8	3,80
XD.T 11T340..	6,8	2,8	10,6	-	3,80
XDHT 11T350..	6,8	2,8	10,6	-	3,80
XDKT 11T332..	6,8	2,8	10,6	1,4	3,80

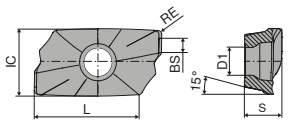

XD.T

XDKT / XDHT

CERATIZIT \ Performance

ISO	RE	-F40 CTPM245		-F50 CTPM245		-F40 CTC5240		-F20 CTWN215		-27P H216T	
		-F40 DPX2245		-F50 DPX2245		-F40 HCF5240		-F20 CWK4615		-ALP CWK26	
		DRAGONSKIN		DRAGONSKIN		DRAGONSKIN					
		XDKT		XDKT		XDKT		XDKT		XDHT	
		Article no.		Article no.		Article no.		Article no.		Article no.	
	mm		EUR		EUR		EUR		EUR		EUR
11T302FR	0,2							50 478 502	15,90	50 477 502	23,97
11T304ER	0,4	51 113 454	16,28			50 463 504	16,28				
11T304FR	0,4							50 478 504	15,90	50 477 504	23,97
11T308ER	0,8	51 113 458	16,28			50 463 500	16,28				
11T308FR	0,8							50 478 508	15,90	50 477 508	23,97
11T308SR	0,8			51 034 458	16,28						
11T312ER	1,2	51 113 462	16,28			50 463 512	16,28				
11T312FR	1,2									50 477 512	23,97
11T316ER	1,6	51 113 466	16,28			50 463 516	16,28				
11T316FR	1,6									50 477 516	23,97
11T320ER	2,0	51 113 470 [1]	16,28								
11T320FR	2,0							50 478 520 [1]	15,90	50 477 520 [1]	23,97
11T325ER	2,5	51 113 475 [1]	16,28			50 463 525 [1]	16,28				
11T325FR	2,5							50 478 525 [1]	15,90	50 477 525 [1]	23,97
11T332ER	3,2	51 113 482 [1]	16,28			50 463 532 [1]	16,28				
11T332FR	3,2									50 477 532 [1]	23,97
11T340ER	4,0	51 113 490 [1]	16,28			50 463 540 [1]	16,28				
11T340FR	4,0									50 477 540 [1]	23,97
11T350FR	5,0									50 477 550 [1]	23,97
Steel		●		●							
Stainless steel		●		●							
Cast iron								○		○	
Non ferrous metals								●		●	
Heat resistant alloys						●					

1) Insert radius >1.6 mm: Modify cutter body

XDKT

CERATIZIT \ Performance

ISO	RE	-M50 CTCP220		-M50 CTPP225		-M50 CTCP230		-M50 CTPP235		-M50 CTPM225		-M50 CTCM235		-M50 CTPM240		-M50 CTCK215		-M50 CTPK220	
		-M50 DCX1220		-M50 DPX1225		-M50 DCX1230		-M50 DPX1235		-M50 DPX2225		-M50 DCX2235		-M50 DPX2240		-M50 DCX3215		-M50 DPX3220	
		DRAGONSKIN		DRAGONSKIN		DRAGONSKIN		DRAGONSKIN		DRAGONSKIN		DRAGONSKIN		DRAGONSKIN		DRAGONSKIN		DRAGONSKIN	
																	
		XDKT		XDKT		XDKT		XDKT		XDKT		XDKT		XDKT		XDKT		XDKT	
		Article no.		Article no.		Article no.		Article no.		Article no.		Article no.		Article no.		Article no.		Article no.	
	mm		EUR		EUR		EUR		EUR		EUR		EUR		EUR		EUR		EUR
11T304SR	0,4					51 037 004	12,65	51 037 104	12,65					51 037 404	12,65	51 037 504	12,65		
11T308SR	0,8	51 037 258	12,65	51 037 058	12,65	51 037 008	12,65	51 037 108	12,65	51 037 208	12,65	51 037 308	12,65	51 037 408	12,65	51 037 508	12,65	51 037 608	12,65
11T312SR	1,2					51 037 012	12,65							51 037 412	12,65				
11T320SR	2,0					51 037 020 [1]	12,65	51 037 120 [1]	12,65					51 037 420 [1]	12,65				
11T325SR	2,5					51 037 025 [1]	12,65	51 037 125 [1]	12,65										
11T332SR	3,2													51 037 432 [1]	12,65				
Steel		●		●		●		●		○		○		○		○		○	
Stainless steel						○		○		●		●		●					
Cast iron																●		●	
Non ferrous metals																			
Heat resistant alloys																			

1) Insert radius >1.6 mm: Modify cutter body

MaxiMill – End milling cutter C 211-15

▲ Insert radius >2,5 mm: Modify cutter body

CERATIZIT \ Performance

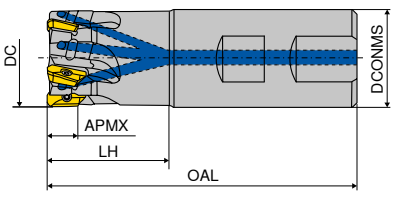



ISO designation	DC	OAL	LH	DCONMS	APMX	RPMX	Insert	ZNF	A Article no.	A EUR	B Article no.	B EUR
	mm	mm	mm	mm	mm	1/min.						
C211.25.R.02-15-B20-32	25	83	32	20	14	26560	XD.T 1505	2			50 747 125	132,35
C211.25.R.02-15-A-32	25	90	32	25	14	26560	XD.T 1505	2	50 747 225	132,35		
C211.25.R.02-15-B-32	25	90	32	25	14	26560	XD.T 1505	2			50 747 025	132,35
C211.25.R.02-15-A-50-225	25	225	50	25	14	7520	XD.T 1505	2	50 747 325	123,35		
C211.32.R.03-15-B25-40	32	96	40	25	14	22160	XD.T 1505	3			50 747 132	147,35
C211.32.R.03-15-A-40	32	103	40	32	14	24160	XD.T 1505	3	50 747 232	147,35		
C211.32.R.03-15-B-40	32	103	40	32	14	24160	XD.T 1505	3			50 747 032	147,35
C211.32.R.03-15-A-63-250	32	250	63	32	14	6800	XD.T 1505	3	50 747 332	138,40		
C211.40.R.04-15-A-50	40	110	50	32	14	22160	XD.T 1505	4	50 747 240	162,50		
C211.40.R.04-15-B32-50	40	110	50	32	14	22160	XD.T 1505	4			50 747 040	162,50
C211.40.R.03-15-A-50-275	40	275	50	32	14	6120	XD.T 1505	3	50 747 340	153,35		

MaxiMill – Shell mill A 211-15

▲ Insert radius >2,5 mm: Modify cutter body

CERATIZIT \ Performance

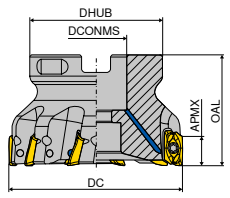



ISO designation	DC	OAL	DCONMS H6	DHUB	APMX	RPMX	Insert	ZNF	Article no.	EUR	Article no.	EUR
	mm	mm	mm	mm	mm	1/min.						
A211.40.R.03-15	40	40	16	38	14	22160	XD.T 1505	3	50 748 040	144,40		
A211.40.R.04-15	40	40	16	38	14	22160	XD.T 1505	4			50 749 040	162,50
A211.50.R.03-15	50	40	22	43	14	20320	XD.T 1505	3	50 748 050	171,45		
A211.50.R.05-15	50	40	22	43	14	20320	XD.T 1505	5			50 749 050	189,50
A211.63.R.04-15	63	45	22	48	14	18640	XD.T 1505	4	50 748 063	207,50		
A211.63.R.06-15	63	45	22	48	14	18640	XD.T 1505	6			50 749 063	225,75
A211.80.R.05-15	80	50	27	58	14	17040	XD.T 1505	5	50 748 080	234,60		
A211.80.R.08-15	80	50	27	58	14	17040	XD.T 1505	8			50 749 080	252,60
A211.100.R.06-15	100	50	32	78	14	15680	XD.T 1505	6	50 748 100	261,75		
A211.100.R.10-15	100	50	32	78	14	15680	XD.T 1505	10			50 749 100	279,75
A211.125.R.07-15	125	63	40	88	14	14320	XD.T 1505	7	50 748 125	276,70		
A211.125.R.11-15	125	63	40	88	14	14320	XD.T 1505	11			50 749 125	294,75
A211.160.R.08-15	160	63	40	93	14	13200	XD.T 1505	8	50 748 160	387,65		
A211.160.R.12-15	160	63	40	93	14	13200	XD.T 1505	12			50 749 160	405,70

Spare parts DC	Clamping key - T Article no. EUR		Key D Article no. EUR		Power Screw Article no. EUR		Clamping screw Article no. EUR	
40	3,52	80 397 040	10,70	80 950 128	11,23	70 950 151	2,86	70 950 839
50	3,82	80 397 050	10,70	80 950 128	15,43	70 950 154	2,86	70 950 839
63 - 160			10,70	80 950 128			2,86	70 950 839

XDKT

Designation	IC	D1	L	BS	S
	mm	mm	mm	mm	mm
XDKT 150508..	9,3	4,4	14,8	1,6	5,56
XDKT 150532..	9,3	4,4	14,8	1,9	5,56
XDKT 150540..	9,3	4,4	14,8	1,2	5,56

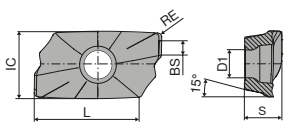

XDKT

XDKT

CERATIZIT \ Performance

	-F40 CTPM245 / -F40 DPX2245 DRAGONSKIN  XDKT Article no.	EUR	-F40 CTC5240 / -F40 HCF5240 DRAGONSKIN XDKT Article no.	EUR	-F20 CTWN215 / -F20 CWK4615  XDKT Article no.	EUR
ISO RE mm						
150508ER 0,8	51 114 458	20,31	50 473 508	20,31	50 479 508	19,94
150508FR 0,8						
150532ER 3,2	51 114 482 [2]	20,31	50 473 532 [1]	20,31		
150540ER 4,0	51 114 490 [2]	20,31	50 473 540 [1]	20,31		
Steel	●					
Stainless steel	●					
Cast iron					○	
Non ferrous metals					●	
Heat resistant alloys			●			

1) Insert radius >2.5 mm: Modify cutter body
2) Insert radius >1.6 mm: Modify cutter body

Customer Service Centre
Freephone: 1800 93 22 55

Ordering via the Online Shop
http://cuttingtools.ceratizit.com

XDKT

CERATIZIT \ Performance

ISO	RE mm	-M50 CTCP220 / -M50 DCX1220 / DRAGONSKIN / XDKT Article no.	EUR	-M50 CTPP225 / -M50 DPX1225 / DRAGONSKIN / XDKT Article no.	EUR	-M50 CTCP230 / -M50 DCX1230 / DRAGONSKIN / XDKT Article no.	EUR	-M50 CTPP235 / -M50 DPX1235 / DRAGONSKIN / XDKT Article no.	EUR	-M50 CTPM225 / -M50 DPX2225 / DRAGONSKIN / XDKT Article no.	EUR	-M50 CTCM235 / -M50 DCX2235 / DRAGONSKIN / XDKT Article no.	EUR	-M50 CTPM240 / -M50 DPX2240 / DRAGONSKIN / XDKT Article no.	EUR	-M50 CTCK215 / -M50 DCX3215 / DRAGONSKIN / XDKT Article no.	EUR	-M50 CTPK220 / -M50 DPX3220 / DRAGONSKIN / XDKT Article no.	EUR
150508SR	0,8	51 038 258	16,88	51 038 058	16,88	51 038 008	16,88	51 038 108	16,88	51 038 208	16,88	51 038 308	16,88	51 038 408	16,88	51 038 508	16,88	51 038 608	16,88
150512SR	1,2					51 038 012	16,88	51 038 112	16,88					51 038 412	16,88				
150516SR	1,6					51 038 016	16,88	51 038 116	16,88					51 038 416	16,88				
150520SR	2,0							51 038 120	16,88										
150530SR	3,0					51 038 030	16,88	51 038 130	16,88					51 038 430	16,88				
150540SR	4,0					51 038 040	16,88	51 038 140	16,88					51 038 440	16,88				
Steel		●		●		●		●		○		○		○		○		○	
Stainless steel						○		○		●		●		●					
Cast iron																●		●	
Non ferrous metals																			
Heat resistant alloys																			

MaxiMill – Shell mill A 490-12

CERATIZIT \ Performance

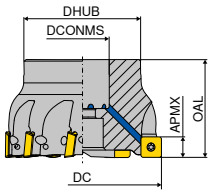



ISO designation	DC mm	DHUB mm	DCONMS mm	OAL mm	APMX mm	Insert	ZNF	Article no.	EUR
A490.50.R.05-12	50	43	22	40	11	SD.. 1205..	5	50 703 550	194,95
A490.63.R.06-12	63	48	22	40	11	SD.. 1205..	6	50 703 563	214,45
A490.80.R.07-12	80	58	27	50	11	SD.. 1205..	7	50 703 580	296,15
A490.100.R.08-12	100	75	32	50	11	SD.. 1205..	8	50 703 600	325,30
A490.125.R.10-12	125	88	40	63	11	SD.. 1205..	10	50 703 625	348,65

Spare parts DC		Key D Article no.	EUR	Power Screw Article no.	EUR	Clamping screw Article no.	EUR
50 - 125	T20	80 950 114	8,96	M8x30 70 950 151	11,23	M4,5x10,5 70 950 280	1,76

SDMT / SDHT

Designation	IC mm	D1 mm	L mm	BS mm	S mm
SDHT 120508F..	12,7	5,5	12,7	2,2	5,00
SDHT 120512S..	12,7	5,5	12,7	1,8	5,00
SDMT 120508E..	12,7	5,5	12,7	3,0	5,00
SDMT 1205ZZS..	12,7	5,5	12,7	0,9	5,00

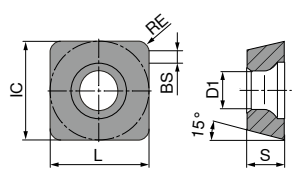

SDMT / SDHT

CERATIZIT \ Performance

ISO	RE mm	-29 CTCP230 / -29 DCX1230 / DRAGONSKIN / SDMT Article no.	EUR	-29 CTPP235 / -29 DPX1235 / DRAGONSKIN / SDMT Article no.	EUR	-31 CTCK215 / -31 DCX3215 / DRAGONSKIN / SDMT Article no.	EUR	-33 CTPM240 / -33 DPX2240 / DRAGONSKIN / SDHT Article no.	EUR	-F50 CTPM245 / -F50 DPX2245 / DRAGONSKIN / SDMT Article no.	EUR	-M31 CTC5240 / -M31 HCF5240 / DRAGONSKIN / SDMT Article no.	EUR	-27P H216T / -ALP CWK26 / SDHT Article no.	EUR
120508ER	0,8									51 110 458	16,59	50 580 508	16,59		
120508FR	0,8													50 426 555	16,44
120512SR	1,2							51 028 412	16,44						
1205ZZSN	0,8	51 081 020	14,18	51 081 120	14,18	51 059 521	13,73								
Steel		●		●		○		○		●					
Stainless steel		○		○				●		●					
Cast iron						●								○	
Non ferrous metals														●	
Heat resistant alloys												●			

MaxiMill – End milling cutter C HFC

CERATIZIT \ Performance

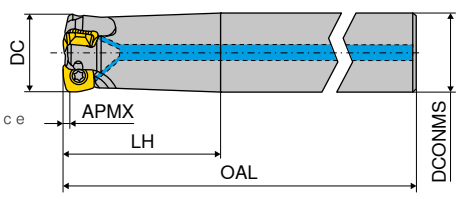

ISO designation	DC	OAL	LH	DCONMS h6	APMX	RPMX	Insert	ZNF	Article no.	EUR
	mm	mm	mm	mm	mm	1/min.				
CHFC.25.R.02-09-A-50-225	25	225	50	25	1	9000	XDLX 09T3..	2	50 681 025	69,00
CHFC.25.R.03-09-A-50-225	25	225	50	25	1	9000	XDLX 09T3..	3	50 681 125	74,00
CHFC.32.R.03-09-A-63-250	32	250	63	32	1	8100	XDLX 09T3..	3	50 681 032	77,00
CHFC.32.R.02-12-A-63-250	32	250	63	32	2	6480	XOLX 1204..	2	50 681 132	72,00
CHFC.35.R.03-12-A-63-250	35	250	63	32	2	6480	XOLX 1204..	3	50 681 035	77,00

MaxiMill – Screw in cutter G HFC

CERATIZIT \ Performance

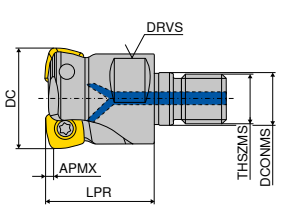

ISO designation	DC	LPR	DCONMS	THSZMS	DRVS	APMX	RPMX	Insert	ZNF	Article no.	EUR
	mm	mm	mm		mm	mm	1/min.				
GHFC.25.R.02-09	25	35	12,5	M12	17	1	30000	XDLX 09T3..	2	50 682 025	69,00
GHFC.25.R.03-09	25	35	12,5	M12	17	1	30000	XDLX 09T3..	3	50 682 125	74,00
GHFC.32.R.03-09	32	35	17,0	M16	24	1	27000	XDLX 09T3..	3	50 682 032	77,00
GHFC.32.R.02-12	32	35	17,0	M16	24	2	21600	XOLX 1204..	2	50 682 132	72,00
GHFC.35.R.03-12	35	35	17,0	M16	24	2	21360	XOLX 1204..	3	50 682 035	77,00

MaxiMill – Shell mill A HFC

CERATIZIT \ Performance

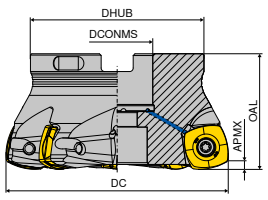



ISO designation	DC	OAL	DCONMS H6	DHUB	APMX	RPMX	Insert	ZNF	Article no.	EUR	Article no.	EUR
	mm	mm	mm	mm	mm	1/min.						
AHFC.32.R.03-09	32	40	16	38	1,0	27700	XDLX 09T3..	3	50 683 032	77,00		
AHFC.35.R.04-09	35	40	16	38	1,0	26700	XDLX 09T3..	4	50 683 035	82,00		
AHFC.40.R.04-09	40	40	16	38	1,0	26400	XDLX 09T3..	4	50 683 140	86,00		
AHFC.42.R.05-09	42	40	16	38	1,0	26100	XDLX 09T3..	5	50 683 142	91,00		
AHFC.50.R.05-09	50	40	22	43	1,0	23500	XDLX 09T3..	5	50 683 150	101,00		
AHFC.52.R.06-09	52	40	22	43	1,0	23000	XDLX 09T3..	6	50 683 152	106,00		
AHFC.63.R.06-09	63	40	22	48	1,0	20500	XDLX 09T3..	6	50 683 163	116,00		
AHFC.40.R.03-12	40	40	16	38	2,0	21120	XOLX 1204..	3	50 683 040	81,00		
AHFC.42.R.04-12	42	40	16	38	2,0	20880	XOLX 1204..	4	50 683 042	86,00		
AHFC.50.R.04-12	50	40	22	43	2,0	18800	XOLX 1204..	4	50 683 050	96,00		
AHFC.52.R.05-12	52	40	22	43	2,0	18400	XOLX 1204..	5	50 683 052	101,00		
AHFC.63.R.05-12	63	40	22	48	2,0	16400	XOLX 1204..	5	50 683 063	111,00		
AHFC.66.R.06-12	66	40	22	48	2,0	16000	XOLX 1204..	6	50 683 066	116,00		
AHFC.80.R.07-12	80	50	27	58	2,0	14000	XOLX 1204..	7	50 683 080	131,00		
AHFC.100.R.08-12	100	50	32	78	2,0	12000	XOLX 1204..	8	50 683 100	146,00		
AHFC.63.R.05-19	63	40	22	48	3,3	5500	XOLX 1906..	5			50 683 263	116,00
AHFC.80.R.06-19	80	50	27	58	3,3	4700	XOLX 1906..	6			50 683 280	141,00
AHFC.100.R.08-19	100	52	32	78	3,3	4100	XOLX 1906..	8			50 683 300	168,00
AHFC.125.R.10-19	125	63	40	88	3,3	3600	XOLX 1906..	10			50 683 325	211,00
AHFC.160.R.11-19	160	63	40	98	3,3	3100	XOLX 1906..	11			50 683 360 [1]	255,00

1) With threaded holes M12 on the front face, pitch circle diameter = 66.7 mm

Key D

Power Screw

Clamping screw

Spare parts		Key D Article no.	EUR		Power Screw Article no.	EUR		Clamping screw Article no.	EUR	
XDLX 09T3..	T15		8,35	80 950 113				M3,5x7,2	2,83	70 950 110
XDLX 09T3.. (Ø32 – Ø42)	T15		8,35	80 950 113	M8x30	11,23	70 950 151	M3,5x7,2	2,83	70 950 110
XOLX 1204..	T20		8,96	80 950 114				M4,5x10,5	1,76	70 950 280
XOLX 1204.. (Ø40 – Ø42)	T20		8,96	80 950 114	M8x30	11,23	70 950 151	M4,5x10,5	1,76	70 950 280
XOLX 1906..	T20		8,96	80 950 114				M5x14	3,68	70 950 302

Customer Service Centre
Freephone: 1800 93 22 55

Ordering via the Online Shop
http://cuttingtools.ceratizit.com

XDLX / XOLX

Designation	IC	D1	L	AN	S
	mm	mm	mm	°	mm
XDLX 09T308..	9,52	4,4	9	15	3,97
XOLX 120410..	12,70	5,5	12	10	4,76

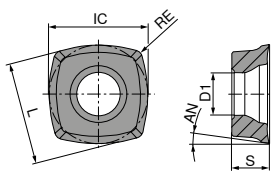

XDLX

CERATIZIT \ Performance

ISO	RE mm	-M50 CTCP220 / -M50 DCX1220 / DRAGONSKIN / XDLX Article no.	EUR	-M50 CTPP225 / -M50 DPX1225 / DRAGONSKIN / XDLX Article no.	EUR	-M50 CTCP230 / -M50 DCX1230 / DRAGONSKIN / XDLX Article no.	EUR	-M50 CTPP235 / -M50 DPX1235 / DRAGONSKIN / XDLX Article no.	EUR
09T308SR	0,8	51 016 258	11,45	51 016 058	11,45	51 016 008	11,45	51 016 108	11,45
Steel		●		●		●		●	
Stainless steel						○		○	
Cast iron									
Non ferrous metals									
Heat resistant alloys									

XDLX

CERATIZIT \ Performance

ISO	RE mm	-F40 CTPM245 / -F40 DPX2245 / DRAGONSKIN / XDLX Article no.	EUR	-M50 CTPM225 / -M50 DPX2225 / DRAGONSKIN / XDLX Article no.	EUR	-M50 CTCM235 / -M50 DCX2235 / DRAGONSKIN / XDLX Article no.	EUR	-M50 CTPM240 / -M50 DPX2240 / DRAGONSKIN / XDLX Article no.	EUR	-M50 CTPM245 / -M50 DPX2245 / DRAGONSKIN / XDLX Article no.	EUR	-M50 CTCK215 / -M50 DCX3215 / DRAGONSKIN / XDLX Article no.	EUR	-F40 CTC5240 / -F40 HCF5240 / DRAGONSKIN / XDLX Article no.	EUR
09T308ER	0,8	51 115 458	13,82											50 503 558	13,82
09T308SR	0,8			51 016 208	11,45	51 016 308	11,45	51 016 408	11,45	51 016 458	13,82	51 016 508	11,45		
Steel		●		○		○		○		●		○			
Stainless steel		●		●		●		●		●					
Cast iron												●			
Non ferrous metals															
Heat resistant alloys														●	

XOLX

CERATIZIT \ Performance

ISO	RE mm	-M50 CTCP220 / -M50 DCX1220 / DRAGONSKIN / XOLX Article no.	EUR	-M50 CTPP225 / -M50 DPX1225 / DRAGONSKIN / XOLX Article no.	EUR	-M50 CTCP230 / -M50 DCX1230 / DRAGONSKIN / XOLX Article no.	EUR	-M50 CTPP235 / -M50 DPX1235 / DRAGONSKIN / XOLX Article no.	EUR	-R50 CTPP235 / -R50 DPX1235 / DRAGONSKIN / XOLX Article no.	EUR
120410SR	1,0	51 017 260	13,73	51 017 060	13,73	51 017 010	13,73	51 017 110	13,73	51 018 110	13,73
Steel		●		●		●		●		●	
Stainless steel						○		○		○	
Cast iron											
Non ferrous metals											
Heat resistant alloys											

XOLX

CERATIZIT \ Performance

ISO	RE mm	-F40 CTPM245 / -F40 DPX2245 / DRAGONSKIN / XOLX Article no.	EUR	-M50 CTPM225 / -M50 DPX2225 / DRAGONSKIN / XOLX Article no.	EUR	-M50 CTCM235 / -M50 DCX2235 / DRAGONSKIN / XOLX Article no.	EUR	-M50 CTPM240 / -M50 DPX2240 / DRAGONSKIN / XOLX Article no.	EUR	-M50 CTPM245 / -M50 DPX2245 / DRAGONSKIN / XOLX Article no.	EUR	-M50 CTCK215 / -M50 DCX3215 / DRAGONSKIN / XOLX Article no.	EUR	-F40 CTC5240 / -F40 HCF5240 / DRAGONSKIN / XOLX Article no.	EUR
120410ER	1,0	51 022 460	16,16											50 504 558	16,16
120410SR	1,0			51 017 210	13,73	51 017 310	13,73	51 017 410	13,73	51 017 460	16,16	51 017 510	13,73		
Steel		●		○		○		○		●		○			
Stainless steel		●		●		●		●		●					
Cast iron												●			
Non ferrous metals															
Heat resistant alloys														●	

MaxiMill – Shell mill A HFC

CERATIZIT \ Performance

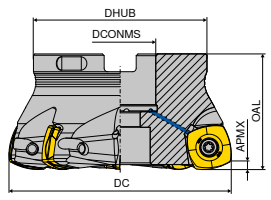

ISO designation	DC	OAL	DCONMS H6	DHUB	APMX	RPMX	Insert	ZNF	Article no.	EUR
	mm	mm	mm	mm	mm	1/min.				
AHFC.63.R.05-19	63	40	22	48	3,3	5500	XOLX 1906..	5	50 683 263	116,00
AHFC.80.R.06-19	80	50	27	58	3,3	4700	XOLX 1906..	6	50 683 280	141,00
AHFC.100.R.08-19	100	52	32	78	3,3	4100	XOLX 1906..	8	50 683 300	168,00
AHFC.125.R.10-19	125	63	40	88	3,3	3600	XOLX 1906..	10	50 683 325	211,00
AHFC.160.R.11-19	160	63	40	98	3,3	3100	XOLX 1906..	11	50 683 360 [1]	255,00

1) With threaded holes M12 on the front face, pitch circle diameter = 66.7 mm

TORX® blade

Key D

Clamping screw

Spare parts	TORX® blade Article no. EUR		Key D Article no. EUR		Clamping screw Article no. EUR	
Insert						
XOLX 1906..	4,28	80 950 037	8,96	80 950 114	3,68	70 950 302

XOLX

Designation	IC	D1	L	S	AN
	mm	mm	mm	mm	°
XOLX 1906..	19,14	6	19	6,35	10

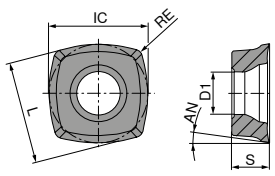

XOLX

CERATIZIT \ Performance

ISO	RE	-F40 CTPM245 / -F40 DPX2245 DRAGONSKIN XOLX Article no.	EUR	-F40 CTC5240 / -F40 HCF5240 DRAGONSKIN XOLX Article no.	EUR
	mm				
190615ER	1,5	51 022 465	24,53	50 504 515	24,53
Steel		●			
Stainless steel		●			
Cast iron					
Non ferrous metals					
Heat resistant alloys				●	

XOLX

CERATIZIT \ Performance

ISO	RE	-M50 CTCP230 / -M50 DCX1230 DRAGONSKIN XOLX Article no.	EUR	-M50 CTPP235 / -M50 DPX1235 DRAGONSKIN XOLX Article no.	EUR	-M50 CTPM240 / -M50 DPX2240 DRAGONSKIN XOLX Article no.	EUR	-M50 CTCK215 / -M50 DCX3215 DRAGONSKIN XOLX Article no.	EUR
	mm								
190615SR	1,5	51 017 015	19,95	51 017 115	19,95	51 017 415	19,95	51 017 515	19,95
Steel		●		●		○		○	
Stainless steel		○		○		●			
Cast iron								●	
Non ferrous metals									
Heat resistant alloys									

Customer Service Centre
Freephone: 1800 93 22 55

Ordering via the Online Shop
http://cuttingtools.ceratizit.com

MaxiMill – Shell mill A 251 RS

CERATIZIT \ Performance

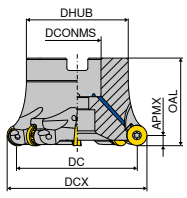



ISO designation	DCX	DC	OAL	APMX	DHUB	DCONMS $_{H6}$	RPMX	Insert	ZNF	Article no.	EUR
	mm	mm	mm	mm	mm	mm	1/min.				
A251.40.R.03-10-RS	40	30	40	5	38	16	15900	RP.X 10T3..	3	50 686 240	157,80
A251.40.R.05-10-RS	40	30	40	5	38	16	16000	RP.X 10T3..	5	50 686 140	177,85
A251.42.R.06-10-RS	42	32	40	5	38	16	16000	RP.X 10T3..	6	50 686 142	204,40
A251.50.R.04-10-RS	50	40	40	5	43	22	12700	RP.X 10T3..	4	50 686 350	173,30
A251.50.R.06-10-RS	50	40	40	5	43	22	12500	RP.X 10T3..	6	50 686 150	211,50
A251.52.R.06-10-RS	52	42	40	5	43	22	12500	RP.X 10T3..	6	50 686 152	211,50
A251.40.R.04-12-RS	40	28	40	6	38	16	15900	RP.X 1204..	4	50 686 340	163,60
A251.50.R.04-12-RS	50	38	40	6	43	22	12700	RP.X 1204..	4	50 686 250	168,85
A251.50.R.05-12-RS	50	38	40	6	43	22	12500	RP.X 1204..	5	50 686 050	198,55
A251.63.R.06-12-RS	63	51	40	6	48	22	10000	RP.X 1204..	6	50 686 063	245,15
A251.80.R.05-12-RS	80	68	50	6	58	27	7950	RP.X 1204..	5	50 686 180	223,75
A251.80.R.07-12-RS	80	68	50	6	58	27	8000	RP.X 1204..	7	50 686 080	276,55
A251.100.R.06-12-RS	100	88	50	6	78	32	6350	RP.X 1204..	6	50 686 100	249,70
A251.100.R.10-12-RS	100	88	50	6	78	32	6350	RP.X 1204..	10	50 686 200	364,80

Spare parts

Clamping key - T

Key D

Power Screw

Clamping screw

Insert	Clamping key - T Article no.	EUR	Key D Article no.	EUR	Power Screw Article no.	EUR	Clamping screw Article no.	EUR
RP.X 10T3..	SW4 3,52	80 397 040	T10 8,23	80 950 112	M8x30 11,23	70 950 151	M3x7,3 2,31	70 950 840
RP.X 1204..	SW4 3,52	80 397 040	T15 8,35	80 950 113	M8x30 11,23	70 950 151	M3,5x8,6 2,83	70 950 304

RPHX

Designation	IC	D1	S
	mm	mm	mm
RPHX 10T3..	10	3,4	3,97
RPHX 1204..	12	4,4	4,76

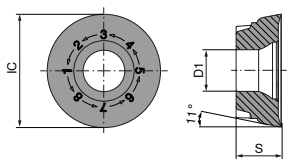

RPHX

CERATIZIT \ Performance

ISO	-F50 CTPP235		-F50 CTPM225		-F50 CTCM235		-F50 CTPM240		-M30 CTPM225		-M30 CTCM235		-M30 CTPM240		-M50 CTPM240	
	-F50 DPX1235		-F50 DPX2225		-F50 DCX2235		-F50 DPX2240		-M30 DPX2225		-M30 DCX2235		-M30 DPX2240		-M50 DPX2240	
	DRAGONSKIN		DRAGONSKIN		DRAGONSKIN		DRAGONSKIN		DRAGONSKIN		DRAGONSKIN		DRAGONSKIN		DRAGONSKIN	
	RPHX		RPHX		RPHX		RPHX		RPHX		RPHX		RPHX		RPHX	
	Article no.	EUR	Article no.	EUR	Article no.	EUR	Article no.	EUR	Article no.	EUR	Article no.	EUR	Article no.	EUR	Article no.	EUR
1204M8EN									51 049 225	12,65	51 049 325	12,65	51 049 425	12,65		
1204M8SN	51 051 125	12,65	51 051 225	12,65	51 051 325	12,65	51 051 425	12,65							51 050 425	12,65
Steel	●		○		○		○		○		○		○		○	
Stainless steel	○		●		●		●		●		●		●		●	
Cast iron																
Non ferrous metals																
Heat resistant alloys																

RPHX

CERATIZIT \ Performance

ISO	-SN CTPM225		-F50 CTPM245		-M50 CTPM245		-SN CTCK215		-M31 CTC5240		-27P H216T	
	-SN DPX2225		-F50 DPX2245		-M50 DPX2245		-SN DCX3215		-M31 HCF5240		-ALP CWK26	
	DRAGONSKIN		DRAGONSKIN		DRAGONSKIN		DRAGONSKIN		DRAGONSKIN			
	RPHX		RPHX		RPHX		RPHX		RPHX		RPHX	
	Article no.	EUR	Article no.	EUR	Article no.	EUR	Article no.	EUR	Article no.	EUR	Article no.	EUR
10T3M4SN			51 051 470 [1]	14,57	51 050 470 [1]	14,57						
10T3M8EN									50 493 551	14,57		
10T3M8SN					51 050 471	14,57						
1204M4SN					51 050 475 [1]	16,06						
1204M6SN					51 050 476	16,06						
1204M8EN									50 493 582	16,06		
1204M8FN											50 483 602	14,62
1204M8SN	51 052 225	12,65	51 051 477	16,06	51 050 477	16,06	51 052 525	12,65				
Steel	○		●		●		○					
Stainless steel	●		●		●							
Cast iron							●				○	
Non ferrous metals											●	
Heat resistant alloys									●			

1) Insert with 4 indexes

New system size for more economy

Efficiency, process security and flexibility. That's what MaxiMill 271 stands for. The extremely soft-cutting tool system can be used in a wide range of applications thanks to the fine and standard pitch holders, while the wiper insert also helps achieve first-class finishes. Furthermore, the system stands out thanks to the cutter's excellent wear behaviour and also impresses with optimal chip formation and removal.

Find more Information in the UP2DATE catalogue (September 2019)

Cutting Data	98+99	Chip Breakers Overview	99

MaxiMill – End milling cutter C 271-12

CERATIZIT \ Performance

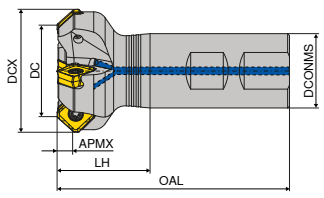

ISO designation	DC mm	DCX mm	ZNF	APMX mm	OAL mm	LH mm	DCONMS h6 mm	RPMX 1/min.	torque moment Nm	Insert	NEW Article no.	EUR
C271.32.R.03-12-B-40	32	45	3	6,8	100	40	32	18400	3,2	SOHU 1204.. / XOHU 1204..	50 786 03203	309,80
C271.40.R.04-12-B32-40	40	53	4	6,8	100	40	32	16800	3,2	SOHU 1204.. / XOHU 1204..	50 786 04004	387,22

Spare parts DC	Clamping screw Article no. EUR		Torque screwdriver Article no. EUR	
32 - 40	2,83	70 950 859	92,25	80 021 032

MaxiMill – A 271-12 Face mill

▲ 8 cutting edges per insert

CERATIZIT \ Performance

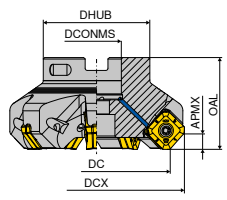

ISO designation	DC mm	DCX mm	ZNF	APMX mm	OAL mm	DHUB mm	DCONMS H6 mm	RPMX 1/min.	torque moment Nm	Insert	NEW Article no.	EUR	NEW Article no.	EUR
A271.40.R.04-12	40	53	4	6,8	40	38	16	17900	3,2	SOHU 1204.. / XOHU 1204..	50 787 04004	387,22		
A271.50.R.05-12	50	63	5	6,8	40	43	22	15200	3,2	SOHU 1204.. / XOHU 1204..	50 787 05005	396,91		
A271.63.R.07-12	63	76	7	6,8	40	48	22	13100	3,2	SOHU 1204.. / XOHU 1204..	50 787 06307	503,41		
A271.80.R.06-12	80	93	6	6,8	50	58	27	11300	3,2	SOHU 1204.. / XOHU 1204..			50 787 08006	503,41
A271.80.R.08-12	80	93	8	6,8	50	58	27	11300	3,2	SOHU 1204.. / XOHU 1204..	50 787 08008	580,83		
A271.100.R.07-12	100	113	7	6,8	63	78	32	9900	3,2	SOHU 1204.. / XOHU 1204..			50 787 10007	638,88
A271.100.R.10-12	100	113	10	6,8	63	78	32	9900	3,2	SOHU 1204.. / XOHU 1204..	50 787 10010	726,09		
A271.125.R.08-12	125	138	8	6,8	63	88	40	8700	3,2	SOHU 1204.. / XOHU 1204..			50 787 12508	774,44
A271.125.R.12-12	125	138	12	6,8	63	88	40	8700	3,2	SOHU 1204.. / XOHU 1204..	50 787 12512	890,63		
A271.160.R.09-12	160	173	9	6,8	63	98	40	7600	3,2	SOHU 1204.. / XOHU 1204..			50 787 16009	900,32
A271.160.R.14-12	160	173	14	6,8	63	98	40	7600	3,2	SOHU 1204.. / XOHU 1204..	50 787 16014	1.045,95		
A271.200.R.11-12	200	213	11	6,8	63	132	60	6700	3,2	SOHU 1204.. / XOHU 1204..			50 787 20011	1.128,60
A271.200.R.17-12	200	213	17	6,8	63	132	60	6700	3,2	SOHU 1204.. / XOHU 1204..	50 787 20017	1.275,85		
A271.250.R.13-12	250	263	13	6,8	63	132	60	6000	3,2	SOHU 1204.. / XOHU 1204..			50 787 25013	1.358,50
A271.250.R.21-12	250	263	21	6,8	63	132	60	6000	3,2	SOHU 1204.. / XOHU 1204..	50 787 25021	1.596,00		

MaxiMill – A 271-12 HFC Face mill

CERATIZIT \ Performance

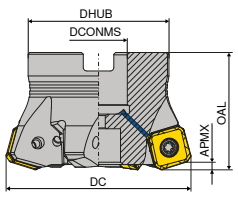



ISO designation	DC mm	ZNF	APMX mm	OAL mm	DHUB mm	DCONMS H6 mm	RPMX 1/min.	torque moment Nm	Insert	NEW Article no.	EUR
A271.50.R.04-12-HFC	50	4	2,6	40	43	22	14600	3,2	SOHU 1204..	50 788 05004	396,91
A271.63.R.06-12-HFC	63	6	2,6	40	48	22	12500	3,2	SOHU 1204..	50 788 06306	503,41
A271.80.R.07-12-HFC	80	7	2,6	50	58	27	10800	3,2	SOHU 1204..	50 788 08007	580,83

Spare parts	Clamping key - T Article no. EUR		Power Screw Article no. EUR		Clamping screw Article no. EUR		Torque screwdriver Article no. EUR	
40 (5078704004)	3,52	80 397 040	11,23	70 950 151	2,83	70 950 859	92,25	80 021 032
50 - 250					2,83	70 950 859	92,25	80 021 032
50 (5078805004)	3,82	80 397 050	15,43	70 950 154	2,83	70 950 859	92,25	80 021 032

Customer Service Centre
Freephone: 1800 93 22 55

Ordering via the Online Shop
http://cuttingtools.ceratizit.com

SOHU

Designation	IC	D1	L	BS	S	AN
	mm	mm	mm	mm	mm	°
SOHU 1204..	13,36	4,4	8,8	1,7	5,00	7,4

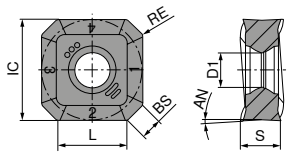

SOHU

SOHU

CERATIZIT \ Performance

ISO	RE mm	-M50 CTPM240 Article no.	EUR	-M50 CTPP235 Article no.	EUR	-M50 CTCM235 Article no.	EUR	-M50 CTCP230 Article no.	EUR
		DRAGONSKIN SOHU NEW		DRAGONSKIN SOHU NEW		DRAGONSKIN SOHU NEW		DRAGONSKIN SOHU NEW	
1204ABSR	0,8	51 138 42000	23,20	51 138 12000	23,20	51 138 32000	23,20	51 138 02000	23,20
Steel		○		●		○		●	
Stainless steel		●		○		●		○	
Cast iron									
Non ferrous metals									
Heat resistant alloys									

SOHU

CERATIZIT \ Performance

ISO	RE mm	-F50 CTC5240 Article no.	EUR	-R50 CTPK220 Article no.	EUR	-R50 CTCK215 Article no.	EUR	-F50 CTPM245 Article no.	EUR
		DRAGONSKIN SOHU NEW		DRAGONSKIN SOHU NEW		DRAGONSKIN SOHU NEW		DRAGONSKIN SOHU NEW	
1204ABSR	0,8	51 140 17000	28,53	51 139 62000	23,20	51 139 52000	23,20	51 140 47000	28,53
Steel				○		○		●	
Stainless steel								●	
Cast iron				●		●			
Non ferrous metals									
Heat resistant alloys		●							

XOHU

Designation	IC	D1	L	BS	S
	mm	mm	mm	mm	mm
XOHU 1204..	13,36	4,4	8,8	1,83	5,00

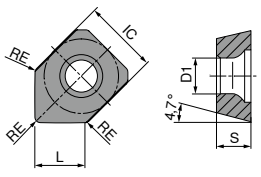

XOHU

XOHU

CERATIZIT \ Performance

ISO	RE mm	-M50 CTPP235 Article no.	EUR
		DRAGONSKIN XOHU NEW	
1204ABSR	0,8	51 141 12000	28,72
Steel		●	
Stainless steel		○	
Cast iron			
Non ferrous metals			
Heat resistant alloys			

MaxiMill – A 271 Face mill

▲ 8 cutting edges per insert

CERATIZIT \ Performance

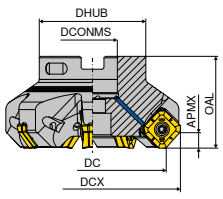

ISO designation	DC	OAL	APMX	DCX	DCONMS	DHUB	Insert	ZNF	Article no.	EUR
	mm	mm	mm	mm	mm	mm				
A271.50.R.04-17	50	40	8,4	66,1	22	43	SAKU 1706	4	50 767 050	198,85
A271.63.R.06-17	63	40	8,4	79,1	22	48	SAKU 1706	6	50 767 063	279,45
A271.80.R.07-17	80	50	8,4	96,1	27	58	SAKU 1706	7	50 767 080	319,75
A271.100.R.08-17	100	50	6,8	116,1	32	78	SAKU 1706	8	50 767 100	368,15
A271.125.R.10-17	125	63	8,4	141,1	40	88	SAKU 1706	10	50 767 125	424,50

Spare parts DC	TORX® blade		Key D		Clamping screw	
	Article no.		Article no.		Article no.	
	EUR		EUR		EUR	
50 - 125	4,28	80 950 037	8,96	80 950 114	3,68	70 950 302

SAKU

Designation	IC	D1	L	BS	S	AN
	mm	mm	mm	mm	mm	°
SAKU 1706..	17	5,8	11,85	3,7	6,35	3

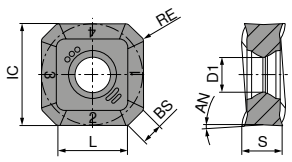

SAKU

SAKU

CERATIZIT \ Performance

ISO	RE	-F50 CTCP220		-F50 CTPP225		-F50 CTCP230		-F50 CTPP235	
		-F50 DCX1220		-F50 DPX1225		-F50 DCX1230		-F50 DPX1235	
		DRAGONSKIN		DRAGONSKIN		DRAGONSKIN		DRAGONSKIN	
		SAKU		SAKU		SAKU		SAKU	
	mm	Article no.	EUR	Article no.	EUR	Article no.	EUR	Article no.	EUR
1706ABSR	0,8	51 004 270	26,22	51 004 070	26,22	51 004 020	26,22	51 004 120	26,22
Steel		●		●		●		●	
Stainless steel						○		○	
Cast iron									
Non ferrous metals									
Heat resistant alloys									

More inserts can be found on → **Page 79.**



24

Stock around the clock!

Tool Supply 24/7

If you install a Tool-O-Mat it means that we take on all the procurement and stocking costs for you. You have 100 % availability of all tools at all times and without expenditure.

Customer Service Centre
Freephone: 1800 93 22 55

Ordering via the Online Shop
http://cuttingtools.ceratizit.com

SAKU

CERATIZIT \ Performance

ISO	RE mm	-F50 CTPM225		-F50 CTCM235		-F50 CTPM240		-F50 CTPM245		-F50 CTC5240	
		-F50 DPX2225		-F50 DCX2235		-F50 DPX2240		-F50 DPX2245		-F50 HCF5240	
		DRAGONSKIN		DRAGONSKIN		DRAGONSKIN		DRAGONSKIN		DRAGONSKIN	
		SAKU		SAKU		SAKU		SAKU		SAKU	
		Article no.	EUR	Article no.	EUR	Article no.	EUR	Article no.	EUR	Article no.	EUR
1706ABSR	0,8	51 004 220	26,22	51 004 320	26,22	51 004 420	26,22	51 004 470	32,26	50 306 520	32,26
Steel		○		○		○		●			
Stainless steel		●		●		●		●			
Cast iron											
Non ferrous metals											
Heat resistant alloys										●	

SAKU

CERATIZIT \ Performance

ISO	RE mm	-M50 CTCP220		-M50 CTPP225		-M50 CTCP230		-M50 CTPP235	
		-M50 DCX1220		-M50 DPX1225		-M50 DCX1230		-M50 DPX1235	
		DRAGONSKIN		DRAGONSKIN		DRAGONSKIN		DRAGONSKIN	
									
		SAKU		SAKU		SAKU		SAKU	
		Article no.	EUR	Article no.	EUR	Article no.	EUR	Article no.	EUR
1706ABSR	0,8	51 005 270	26,22	51 005 070	26,22	51 005 020	26,22	51 005 120	26,22
Steel		●		●		●		●	
Stainless steel						○		○	
Cast iron									
Non ferrous metals									
Heat resistant alloys									

SAKU

CERATIZIT \ Performance

ISO	RE mm	-M50 CTPM225		-M50 CTCM235		-M50 CTPM240		-M50 CTCK215		-M50 CTPK220		-R50 CTCK215		-R50 CTPK220	
		-M50 DPX2225		-M50 DCX2235		-M50 DPX2240		-M50 DCX3215		-M50 DPX3220		-R50 DCX3215		-R50 DPX3220	
		DRAGONSKIN		DRAGONSKIN		DRAGONSKIN		DRAGONSKIN		DRAGONSKIN		DRAGONSKIN		DRAGONSKIN	
		SAKU		SAKU		SAKU		SAKU		SAKU		SAKU		SAKU	
		Article no.	EUR	Article no.	EUR	Article no.	EUR	Article no.	EUR	Article no.	EUR	Article no.	EUR	Article no.	EUR
1706ABSR	0,8	51 005 220	26,22	51 005 320	26,22	51 005 420	26,22	51 005 520	26,22	51 005 620	26,22	51 058 520	26,22	51 058 620	26,22
Steel		○		○		○		○		○		○		○	
Stainless steel		●		●		●									
Cast iron								●		●		●		●	
Non ferrous metals															
Heat resistant alloys															



Dragonskin Coating

DRAGONSKIN

The coatings for the highest performance

The product category Dragonskin is intended to help make tools easily recognizable and quick to find using CERATIZIT's high-performance coating technology. All products that are marked with the Dragonskin icon represent unmatchable performance, maximum tool life and maximum process reliability.

MaxiMill – Chamfer Cutter A 242

- ▲ Caution: Use only inserts with a corner radius of less than 1.6 mm
- ▲ ZEFP = number of inserts
- ▲ ZNP = tooth rows

CERATIZIT \ Performance

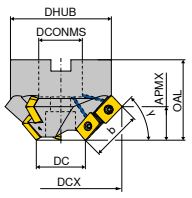



KAPR °	ZEFP	DCX ±0,3 mm	DC mm	b ±0,3 mm	OAL mm	APMX ±0,3 mm	DCONMS mm	DHUB mm	ZNP	Insert	ZNF	Article no.	EUR
15	6	92,2	35	29,6	50	7,6	27	62,5	2	LD.. 1504..	3	50 768 015	188,20
30	6	86,3	35	29,6	50	14,8	27	62,5	2	LD.. 1504..	3	50 768 030	188,20
45	6	76,9	35	29,6	50	20,9	27	62,5	2	LD.. 1504..	3	50 768 045	188,20
60	6	64,6	35	29,6	50	25,6	22	62,5	2	LD.. 1504..	3	50 768 060 1)	188,20
75	6	50,3	35	29,6	60	28,5	22	49,0	2	LD.. 1504..	3	50 768 075 1)	188,20

1) Version with Powerscrew

Spare parts KAPR	Clamping key - T Article no. EUR		Key D Article no. EUR		Power Screw Article no. EUR		Clamping screw Article no. EUR		clamping screw Article no. EUR	
15 - 45			8,35	80 950 113			2,83	70 950 304	3,67	83 950 125
60 - 75	3,82	80 397 050	8,35	80 950 113	15,43	70 950 154	2,83	70 950 304		

LDFT / LDFW

Designation	IC mm	D1 mm	L mm	BS mm	S mm
LDF. 1504PD..	9,52	4,4	15	1,2	4,76
LDFT 1504PD..	9,52	4,4	15	0,8	4,76

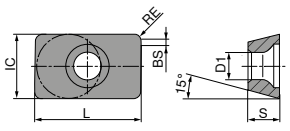

L...

LDFT / LDFW

CERATIZIT \ Performance

ISO	-29 CTCP230 / -29 DCX1230 DRAGONSKIN LDFT Article no.	EUR	-29 CTPP235 / -29 DPX1235 DRAGONSKIN LDFT Article no.	EUR	-33 CTPM240 / -33 DPX2240 DRAGONSKIN LDFT Article no.	EUR	CTCK215 / DCX3215 DRAGONSKIN LDFW Article no.	EUR
1504PDSR	51 079 020	17,22	51 079 120	17,22	51 042 420	16,44	51 043 520	14,37
Steel	●		●		○		○	
Stainless steel	○		○		●			
Cast iron							●	
Non ferrous metals								
Heat resistant alloys								

Cool-jet

WNT \ Performance



Utilizable air temperature measured at the effective discharge of the vortex tube (not the nozzle end)

Entrance pressure				
	3 bar	–31 °C	up to	–6 °C
	4 bar	–35 °C	up to	–8 °C
	5 bar	–39 °C	up to	–10 °C
	6 bar	–42 °C	up to	–11 °C
	7 bar	–46 °C	up to	–13 °C

In order to operate the regulating valve, the silencer must be unscrewed – there is a burn danger! The valve of the hot air side can reach up to 100 °C: Before contact, allow cooling!

Air consumption at an inlet temperature of + 21 °C and an inlet pressure of 6.9 bar: 7,08 l / sec. (25.5 m³ / h)

Cool-jet	Article no.	EUR
3–7 bar air pressure, at -46 °C	81 900 100	525,69

Accessories	Article no.	EUR
Magnetic plate Ø 80 mm without clamping arm	81 900 101	27,93
Spare tube, length 300 mm	81 900 104	27,93
Jet silencer (air filter)	81 900 105	5,44
Complete set (with magnetic set and clamping arm), weight 0,4 kg	81 900 107	107,64

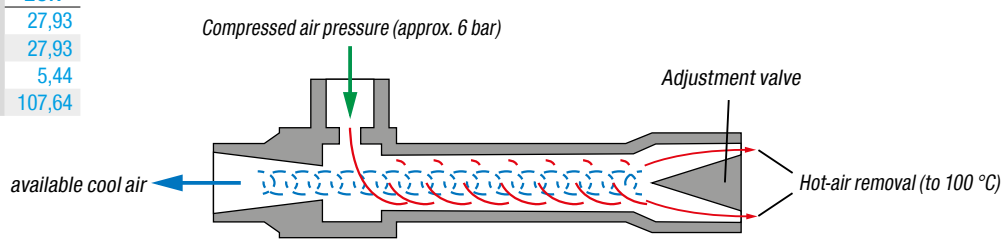

Customer Service Centre
Freephone: 1800 93 22 55

Ordering via the Online Shop
http://cuttingtools.ceratizit.com

ER Precision Collet chuck – Centro-P

- for standard or sealed nuts
- maximum size collet to ISO tolerance field H10
- for clamping a roll key is required
- p_{max} = 80 bar

Scope of supply:

Holder **without** nut, **without** backstop

Centro-P WNT \ Performance

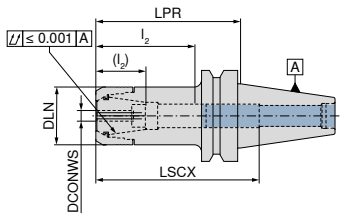

AD
G 2,5 n_{max} 25000

Adapter	DCONWS mm	LPR mm	DLN mm	LSCX mm	l_2 (l_2) mm	for collet	Article no.	EUR
BT 40	1 - 10	75	30	90	38 - 53 (29 - 39)	426E (ER16)	84 524 210	90,50
BT 40	1 - 10	90	30	120	30 - 50 (29 - 36)	426E (ER16)	84 524 310	100,60
BT 40	1 - 10	120	30	140	29 - 45 (29 - 35)	426E (ER16)	84 524 410	135,70
BT 40	1 - 10	150	30	180	29 - 45 (29 - 32)	426E (ER16)	84 524 510	149,80
BT 40	2 - 16	60	40	92	44 - 64 (36 - 46)	430E (ER25)	84 524 116	95,53
BT 40	2 - 16	75	40	100	42 - 59 (36 - 41)	430E (ER25)	84 524 216	90,50
BT 40	2 - 16	90	40	91	42 - 59 (36 - 41)	430E (ER25)	84 524 316	100,60
BT 40	2 - 16	120	40	91	40 - 65 (36 - 47)	430E (ER25)	84 524 416	145,80
BT 40	2 - 16	150	40	100	40 - 64 (36 - 45)	430E (ER25)	84 524 516	159,90
BT 40	2 - 16	200	40	150	40 - 64 (36 - 45)	430E (ER25)	84 524 616	200,10
BT 40	2 - 20	60	50	55	45 - 64 (42 - 46)	470E (ER32)	84 524 120	95,53
BT 40	2 - 20	75	50	100	42 - 76 (42 - 52)	470E (ER32)	84 524 220	90,50
BT 40	2 - 20	90	50	100	42 - 76 (42 - 52)	470E (ER32)	84 524 320	100,60
BT 40	2 - 20	120	50	110	42 - 71 (42 - 53)	470E (ER32)	84 524 420	145,80
BT 40	2 - 20	150	50	110	42 - 71 (42 - 53)	470E (ER32)	84 524 520	159,90

LSCX = clamping depth without back stop screw for shanks
l_2 = with back stop screw 1, dimension in brackets ( ) = with back stop screw 2
dimension LPR when using tightening nuts with seals 4 mm longer

ER Precision Collet chuck – Centro-P

- for standard or sealed nuts
- maximum size collet to ISO tolerance field H10
- for clamping a roll key is required
- p_{max} = 80 bar

Scope of supply:

Holder **without** nut, **without** backstop

Centro-P WNT \ Performance

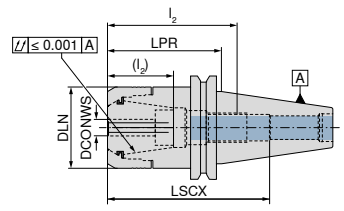

AD/B
G 2,5 n_{max} 25000

Adapter	DCONWS mm	LPR mm	DLN mm	LSCX mm	l_2 (l_2) mm	for collet	Article no.	EUR
SK 40	1 - 10	130	30	140	28 - 50 (14 - 34)	426E (ER16)	84 414 510	137,80
SK 40	1 - 10	160	30	200	28 - 45 (16 - 31)	426E (ER16)	84 414 910	155,80
SK 40	2 - 16	45	40	85	35 - 60 (20 - 42)	430E (ER25)	84 414 816	109,60
SK 40	2 - 16	130	40	140	38 - 67 (21 - 49)	430E (ER25)	84 414 516	147,80
SK 40	2 - 16	160	40	118	35 - 60 (20 - 42)	430E (ER25)	84 414 916	165,90
SK 40	2 - 20	130	50	114	50 - 74 (36 - 55)	470E (ER32)	84 414 620	147,80
SK 40	2 - 20	160	50	119	52 - 70 (32 - 52)	470E (ER32)	84 414 920	165,90
SK 50	2 - 20	100	50	150	53 - 81 (35 - 63)	470E (ER32)	84 414 520	200,10
SK 50	2 - 20	160	50	200	53 - 83 (35 - 65)	470E (ER32)	84 414 720	286,60

Your local Technical Sales Engineer carries a Demo Kit in his car - ASK FOR A DEMO

Roll key

- Version CP = for Centro-P lock nuts
- Version STD = for standard lock nuts

WNT \ Performance

for lock nut	DLN mm	Article no.	EUR
426E / ER 16 CP	30	84 950 027	60,16
430E / ER 25 CP	40	84 950 054	60,32
470E / ER 32 CP + STD / OZ 462E CP	50	84 950 056	60,32

ER Standard lock nut for precision collet chuck

WNT \ Performance

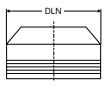

for seals

for collet	DCONWS mm	DLN mm	TQX Nm	Article no.	EUR
426E (ER16)	1 - 10	30	50	84 950 001	28,15
430E (ER25)	2 - 16	40	85	84 950 003	31,16
470E (ER32)	2 - 20	50	135	84 950 005	33,15

Precision ER collet for precision collet chuck – Centro-P

- DIN ISO 15488-B (old DIN 6499-B)
- 12 times slotted
- Double taper clamping
- Coloured ring as identification of precision collet
- ER08: 5 µm runout and repeatability

ER-B 20 µm WNT \ Performance

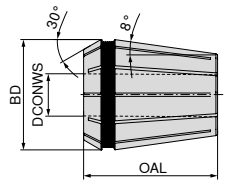

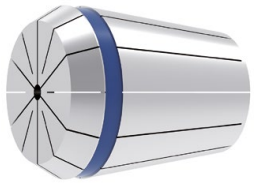

DCONWS mm	BD = 17 OAL = 27,5 426 E / ER16 Article no.	EUR	BD = 26 OAL = 34 430 E / ER25 Article no.	EUR	BD = 33 OAL = 40 470 E / ER32 Article no.	EUR
1,0	84 596 010	61,84				
1,1	84 596 011	97,00				
1,2	84 596 012	97,00				
1,4	84 596 014	97,00				
1,5	84 596 015	61,84				
1,6	84 596 016	97,00				
1,8	84 596 018	97,00				
2,0	84 596 020	46,52	84 597 020	48,01	84 598 020	49,27
2,2	84 596 022	85,97				
2,4	84 596 024	85,97				
2,5	84 596 025	46,52	84 597 025	48,01		
2,6	84 596 026	85,97				
2,8	84 596 028	85,97				
3,0	84 596 030	39,72	84 597 030	40,72	84 598 030	41,22
3,2	84 596 032	76,42				
3,4	84 596 034	76,42				
3,5	84 596 035	56,82	84 597 035	59,82		
3,6	84 596 036	76,42				
3,8	84 596 038	76,42				
4,0	84 596 040	39,72	84 597 040	40,72	84 598 040	41,22
4,5	84 596 045	56,82	84 597 045	59,82		
5,0	84 596 050	39,72	84 597 050	40,72	84 598 050	41,22
5,5	84 596 055	56,82	84 597 055	59,82		
5,6	84 596 056	76,42				
6,0	84 596 060	39,72	84 597 060	40,72	84 598 060	41,22
6,3	84 596 063	76,42				
6,5	84 596 065	56,82	84 597 065	59,82		

DCONWS mm	BD = 17 OAL = 27,5 426 E / ER16 Article no.	EUR	BD = 26 OAL = 34 430 E / ER25 Article no.	EUR	BD = 33 OAL = 40 470 E / ER32 Article no.	EUR
7,0	84 596 070	39,72	84 597 070	40,72	84 598 070	41,22
7,1	84 596 071	76,42				
7,5	84 596 075	56,82	84 597 075	59,82		
8,0	84 596 080	39,72	84 597 080	40,72	84 598 080	41,22
8,5	84 596 085	56,82	84 597 085	59,82		
9,0	84 596 090	39,72	84 597 090	40,72	84 598 090	41,22
9,5	84 596 095	56,82	84 597 095	59,82		
10,0	84 596 100	39,72	84 597 100	40,72	84 598 100	41,22
10,5			84 597 105	59,82		
11,0			84 597 110	40,72	84 598 110	41,22
11,5			84 597 115	59,82		
12,0			84 597 120	40,72	84 598 120	41,22
12,5			84 597 125	59,82		
13,0			84 597 130	40,72	84 598 130	41,22
13,5			84 597 135	59,82		
14,0			84 597 140	40,72	84 598 140	41,22
14,5			84 597 145	59,82		
15,0			84 597 150	40,72	84 598 150	41,22
15,5			84 597 155	59,82		
16,0			84 597 160	40,72	84 598 160	41,22
17,0					84 598 170	41,22
18,0					84 598 180	41,22
19,0					84 598 190	41,22
20,0					84 598 200	41,22

Clamping range covered: H10 corresponding to shank Ø DCONWS

ER-Collet chuck

Scope of supply:
Holder with lock nut and adjustable back stop

WNT \ Standard

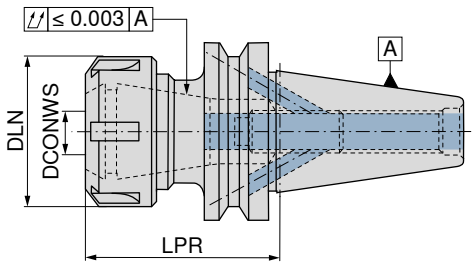

	Adapter	DCONWS	LPR	DLN	TQX	for collet	AD/B G 6,3 n_{max} 8000 Article no.	EUR	AD/B G 2,5 n_{max} 18000 Article no.	EUR
		mm	mm	mm	Nm					
short	BT 40	1 - 10	60	32	56	426E (ER16)	82 508 110	57,13	82 509 110	65,94
	BT 40	1 - 16	70	42	104	430E (ER25)	82 508 116	59,71	82 509 116	68,69
	BT 40	2 - 20	70	50	136	470E (ER32)	82 508 120	59,89	82 509 120	68,88
	BT 40	3 - 26	70	63	176	472E (ER40)	82 508 126	62,27	82 509 126	71,26
long	BT 40	1 - 10	120	32	56	426E (ER16)	82 508 410	62,64	82 509 410	71,53
	BT 40	1 - 16	120	42	104	430E (ER25)	82 508 416	65,21	82 509 416	74,20
	BT 40	2 - 20	120	50	136	470E (ER32)	82 508 420	65,39	82 509 420	74,38

Shell mill adapter

▲ With fixed drive dogs and enlarged contact face for milling cutters with transverse groove

Scope of supply:
Toolholder with retaining screw

WNT \ Standard

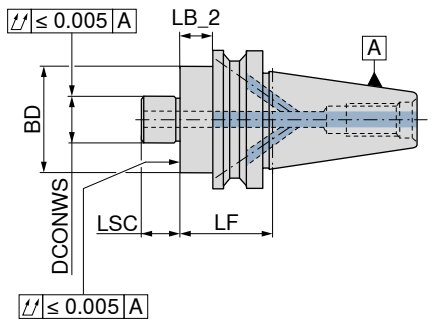

	Adapter	DCONWS	LB_2	LF	BD	LSC	AD/B G 6,3 n_{max} 8000 Article no.	EUR
		mm	mm	mm	mm	mm		
short	BT 40	16	25	52	38	17	82 514 116	56,49
	BT 40	22	25	52	48	19	82 514 122	59,80
	BT 40	27	25	52	58	21	82 514 127	60,98
	BT 40	32	23	50	78	24	82 514 132	64,20
	BT 40	40	23	50	88	27	82 514 140 [1]	69,80

1) with cross screw and 4 holes M12, Pitch Circle diameter = 66.7 mm, coolant outlet on the outer diameter of the spigot (DCONWS)!

Cylindrical shank adapter (Weldon)

▲ For shanks according to DIN 6535 HB / 1835 B with lateral clamping flat

WNT \ Standard

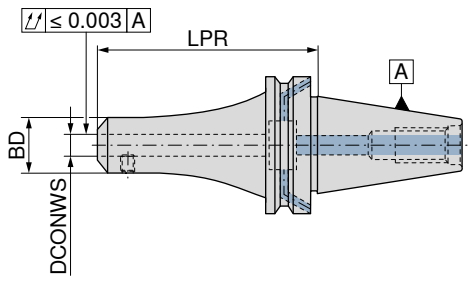

	Adapter	DCONWS $_{H4}$	LPR	BD	AD/B G 6,3 n_{max} 8000 Article no.	EUR	AD/B G 2,5 n_{max} 18000 Article no.	EUR	AD/Be G 6,3 n_{max} 8000 Article no.	EUR	AD/Be G 2,5 n_{max} 18000 Article no.	EUR
		mm	mm	mm								
short	BT 40	6	50	25	82 502 106	40,91	82 501 106	48,88	82 503 106	57,78	82 504 106	65,75
	BT 40	8	50	28	82 502 108	40,91	82 501 108	48,88	82 503 108	57,78	82 504 108	65,75
	BT 40	10	63	35	82 502 110	38,61	82 501 110	46,59	82 503 110	55,40	82 504 110	63,37
	BT 40	12	63	42	82 502 112	38,61	82 501 112	46,59	82 503 112	55,40	82 504 112	63,37
	BT 40	14	63	44	82 502 114	38,61	82 501 114	46,59	82 503 114	55,40	82 504 114	63,37
	BT 40	16	63	48	82 502 116	41,82	82 501 116	49,80	82 503 116	63,10	82 504 116	71,07
	BT 40	18	63	50	82 502 118	41,82	82 501 118	49,80	82 503 118	63,10	82 504 118	71,07
	BT 40	20	63	52	82 502 120	41,82	82 501 120	49,80	82 503 120	63,10	82 504 120	71,07
	BT 40	25	100	65	82 502 125	45,86	82 501 125	53,74	82 503 125	67,13	82 504 125	75,02
	BT 40	32	100	72	82 502 132	49,89	82 501 132	57,96	82 503 132	73,83		
	BT 40	40	120	90	82 502 140	54,57						
long	BT 40	6	100	25	82 502 506	42,64	82 501 506	50,54				
	BT 40	8	100	28	82 502 508	42,64	82 501 508	50,54				
	BT 40	10	100	35	82 502 510	40,26	82 501 510	48,24				
	BT 40	12	100	42	82 502 512	40,26	82 501 512	48,24				
	BT 40	14	100	44	82 502 514	39,99	82 501 514	47,96				
	BT 40	16	100	48	82 502 516	44,21	82 501 516	52,18				
	BT 40	18	100	50	82 502 518	44,02	82 501 518	51,91				
	BT 40	20	100	52	82 502 520	44,21	82 501 520	52,18				
extra-long	BT 40	6	160	25	82 502 606	49,07	82 501 606	57,04				
	BT 40	8	160	28	82 502 608	49,07	82 501 608	57,04				
	BT 40	10	160	35	82 502 610	46,49	82 501 610	54,48				
	BT 40	12	160	42	82 502 612	46,49	82 501 612	54,48				
	BT 40	14	160	44	82 502 614	46,49	82 501 614	54,48				
	BT 40	16	160	48	82 502 616	46,68	82 501 616	54,75				
	BT 40	18	160	50	82 502 618	46,68	82 501 618	54,75				
	BT 40	20	160	52	82 502 620	46,68	82 501 620	54,75				
	BT 40	25	160	65	82 502 625	49,89	82 501 625	57,96				

Spare parts can be found in → **Main catalogue, chapter 16.**

Customer Service Centre
Freephone: 1800 93 22 55

Ordering via the Online Shop
http://cuttingtools.ceratizit.com

ER Collet chuck

Scope of supply:
Holder with lock nut and adjustable back stop

WNT \ Standard

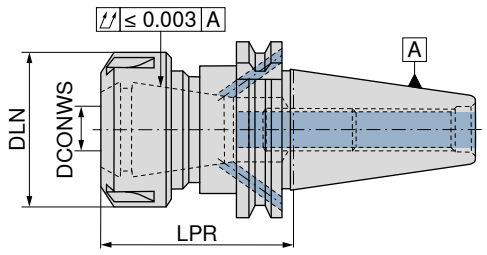

	Adapter	DCONWS	LPR	DLN	TQX	for collet	AD/B G 6,3 n_{max} 8000 Article no.	EUR	AD/B G 2,5 n_{max} 18000 Article no.	EUR
		mm	mm	mm	Nm					
short	SK 40	1 - 10	60	32	56	426E (ER16)	82 414 110	57,13	82 415 110	65,94
	SK 40	1 - 16	70	42	104	430E (ER25)	82 414 116	59,71	82 415 116	68,69
	SK 40	2 - 20	70	50	136	470E (ER32)	82 414 120	59,89	82 415 120	68,88
	SK 40	3 - 26	70	63	176	472E (ER40)	82 414 126	62,27	82 415 126	71,26
long	SK 40	1 - 10	120	32	56	426E (ER16)	82 414 410	62,64	82 415 410	71,53
	SK 40	1 - 16	120	42	104	430E (ER25)	82 414 416	65,21	82 415 416	74,20
	SK 40	2 - 20	120	50	136	470E (ER32)	82 414 420	65,39	82 415 420	74,38

Shell mill adapter

▲ Screwed drive dogs

Scope of supply:
Toolholder with retaining screw

WNT \ Standard

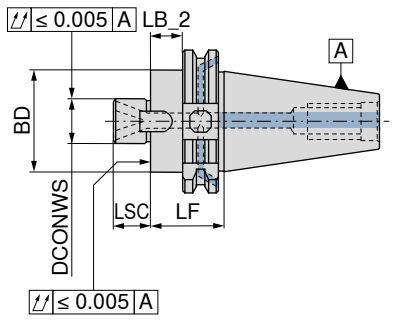

	Adapter	DCONWS	LB_2	LF	BD	LSC	AD/B G 6,3 n_{max} 8000 Article no.	EUR
		mm	mm	mm	mm	mm		
short	SK 40	16	25	44	38	17	82 428 116	56,49
	SK 40	22	25	44	48	19	82 428 122	59,89
	SK 40	27	36	55	58	21	82 428 127	60,98
	SK 40	32	31	50	78	24	82 428 132	64,20
	SK 40	40	31	50	88	27	82 428 140 [1]	69,80

1) with cross screw and 4 holes M12, Pitch Circle diameter = 66.7 mm, coolant outlet on the outer diameter of the spigot (DCONWS)!

Cylindrical shank adapter (Weldon)

▲ For shanks according to DIN 6535 HB / 1835 B with lateral clamping flat

WNT \ Standard

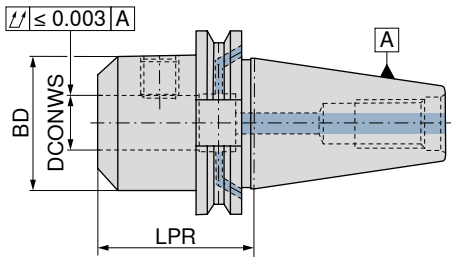

	Adapter	DCONWS $_{H4}$	LPR	BD	AD/B G 6,3 n_{max} 8000 Article no.	EUR	AD/B G 2,5 n_{max} 18000 Article no.	EUR	AD/Be G 6,3 n_{max} 8000 Article no.	EUR	AD/Be G 2,5 n_{max} 18000 Article no.	EUR
		mm	mm	mm								
short	SK 40	6	50	25	82 402 106	40,91	82 401 106	48,88	82 403 106	57,78	82 404 106	65,75
	SK 40	8	50	28	82 402 108	40,91	82 401 108	48,88	82 403 108	57,78	82 404 108	65,75
	SK 40	10	50	35	82 402 110	38,61	82 401 110	46,59	82 403 110	55,40	82 404 110	63,37
	SK 40	12	50	42	82 402 112	38,61	82 401 112	46,59	82 403 112	55,40	82 404 112	63,37
	SK 40	14	50	44	82 402 114	38,61	82 401 114	46,59	82 403 114	55,40	82 404 114	63,37
	SK 40	16	63	48	82 402 116	41,82	82 401 116	49,80	82 403 116	63,10	82 404 116	71,07
	SK 40	18	63	50	82 402 118	41,82	82 401 118	49,80	82 403 118	63,10	82 404 118	71,07
	SK 40	20	63	52	82 402 120	41,82	82 401 120	49,80	82 403 120	63,10	82 404 120	71,07
	SK 40	25	100	65	82 402 125	45,86	82 401 125	53,74	82 403 125	67,13	82 404 125	75,02
	SK 40	32	100	72	82 402 132	49,89	82 401 132	57,96	82 403 132	73,83		
	SK 40	40	120	90	82 402 140	54,57						
long	SK 40	6	100	25	82 402 506	42,64	82 401 506	50,54				
	SK 40	8	100	28	82 402 508	42,64	82 401 508	50,54				
	SK 40	10	100	35	82 402 510	40,26	82 401 510	48,24				
	SK 40	12	100	42	82 402 512	40,26	82 401 512	48,24				
	SK 40	14	100	44	82 402 514	39,99	82 401 514	47,96				
	SK 40	16	100	48	82 402 516	44,21	82 401 516	52,18				
	SK 40	18	100	50	82 402 518	44,02	82 401 518	51,91				
	SK 40	20	100	52	82 402 520	44,21	82 401 520	52,18				
extra-long	SK 40	6	160	25	82 402 606	49,07	82 401 606	57,04				
	SK 40	8	160	28	82 402 608	49,07	82 401 608	57,04				
	SK 40	10	160	35	82 402 610	46,49	82 401 610	54,48				
	SK 40	12	160	42	82 402 612	46,49	82 401 612	54,48				
	SK 40	14	160	44	82 402 614	46,49	82 401 614	54,48				
	SK 40	16	160	48	82 402 616	46,68	82 401 616	54,75				
	SK 40	18	160	50	82 402 618	46,68	82 401 618	54,75				
	SK 40	20	160	52	82 402 620	46,68	82 401 620	54,75				
	SK 40	25	160	65	82 402 625	49,89	82 401 625	57,96				

Spare parts can be found in → **Main catalogue, chapter 16.**

Cylindrical shank adapter (Weldon) – BT-FC

- with face contact
- for shanks according to DIN 6535 / 1835 B with lateral clamping flat

WNT \ Standard

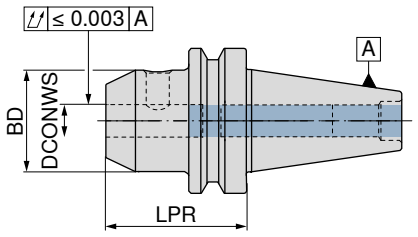

AD
G 2,5 n_{max} 25000

	Adapter	DCONWS $_{H4}$	LPR	BD	Article no.	
		mm	mm	mm		EUR
short	BT-FC 30	6	50	25	84 552 006	75,18
	BT-FC 30	8	50	28	84 552 008	75,18
	BT-FC 30	10	50	35	84 552 010	75,18
	BT-FC 30	12	50	42	84 552 012	75,18
	BT-FC 30	16	63	48	84 552 016	80,63
	BT-FC 30	20	63	52	84 552 020	80,63
	BT-FC 40	6	50	25	84 552 106	95,32
	BT-FC 40	8	50	28	84 552 108	92,17
	BT-FC 40	10	63	35	84 552 110	92,17
	BT-FC 40	12	63	42	84 552 112	92,17
	BT-FC 40	16	63	48	84 552 116	92,17
	BT-FC 40	20	63	52	84 552 120	92,17
	BT-FC 40	25	90	65	84 552 125	122,70
	BT-FC 40	32	100	72	84 552 132	122,70
	BT-FC 50	6	63	25	84 552 306	141,60
	BT-FC 50	8	63	28	84 552 308	137,40
	BT-FC 50	10	63	35	84 552 310	137,40
	BT-FC 50	12	80	42	84 552 312	137,40
	BT-FC 50	16	80	48	84 552 316	137,40
	BT-FC 50	20	80	52	84 552 320	137,40
	BT-FC 50	25	100	65	84 552 325	157,30
	BT-FC 50	32	105	72	84 552 332	157,30

Shell mill adapter – BT-FC

- with face contact
- with fixed drive dogs and enlarged contact face for milling cutters with transverse slot

WNT \ Standard

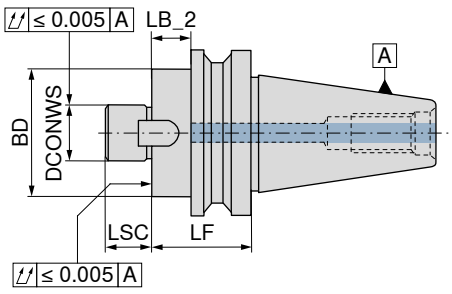

AD
G 6,3 n_{max} 15000

	Adapter	DCONWS	LB_2	LF	BD	LSC	Article no.	
		mm	mm	mm	mm	mm		EUR
short	BT-FC 30	16	18	39,0	40	17	84 562 016	82,73
	BT-FC 30	22	18	39,0	50	19	84 562 022	82,73
	BT-FC 30	27	18	39,0	60	21	84 562 027	82,73
	BT-FC 30	32	28	49,0	80	24	84 562 032	82,73
	BT-FC 40	16	8	34,0	40	17	84 562 116	99,50
	BT-FC 40	22	8	34,0	50	19	84 562 122	99,50
	BT-FC 40	27	8	34,0	60	21	84 562 127	99,50
	BT-FC 40	32	23	49,0	80	24	84 562 132	99,50
	BT-FC 40	40	23	49,0	89	27	84 562 140	99,50
	BT-FC 50	22	12	48,5	50	19	84 562 322	115,40
	BT-FC 50	27	12	48,5	60	21	84 562 327	115,40
	BT-FC 50	32	12	48,5	80	24	84 562 332	122,70
	BT-FC 50	40	17	53,5	89	27	84 562 340	122,70

ER Collet chuck – BT-FC

- with face contact

Scope of supply:
Toolholder including nut

WNT \ Standard

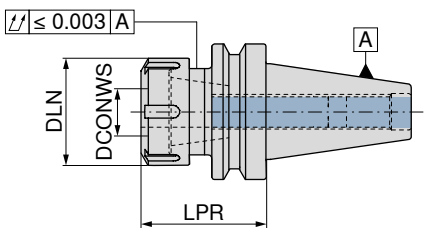

AD
G 2,5 n_{max} 20000

	Adapter	DCONWS	LPR	DLN	TQX	for collet	Article no.	
		mm	mm	mm	Nm			EUR
short	BT-FC 30	1 - 10	63	28	56	426E (ER16)	84 557 010	84,83
	BT-FC 30	1 - 16	60	42	104	430E (ER25)	84 557 016	84,83
	BT-FC 30	2 - 20	60	50	136	470E (ER32)	84 557 020	84,83
	BT-FC 40	1 - 10	63	28	56	426E (ER16)	84 557 110	106,90
	BT-FC 40	1 - 16	60	42	104	430E (ER25)	84 557 116	106,90
	BT-FC 40	2 - 20	60	50	136	470E (ER32)	84 557 120	106,90
	BT-FC 50	1 - 16	70	42	104	430E (ER25)	84 557 316	145,70
	BT-FC 50	2 - 20	70	50	136	470E (ER32)	84 557 320	145,70
long	BT-FC 50	1 - 10	100	28	56	426E (ER16)	84 557 310	145,70

Spare parts can be found in → **Main catalogue, chapter 16.**

ER Precision Collet chuck – Centro-P – BT-FC

- with face contact
- for standard or sealed nuts
- maximum clamping range covered according to ISO tolerance field H10
- for clamping a roll key is required
- p_{max} = 80 bar

Scope of supply:
Holder **without** nut, **without** backstop

Centro-P **WNT** \ Performance

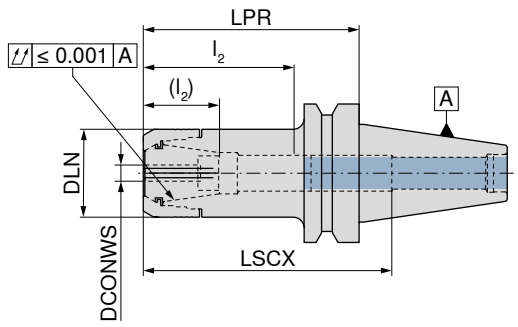

AD
G 2,5 n_{max} 25000

Adapter	DCONWS	LPR	BD	LSCX	l_2 (l_2)	for collet	Article no.	
	mm	mm	mm	mm	mm			EUR
BT-FC 30	1 - 10	75	30	97	28 - 45 (14 - 31)	426E (ER16)	84 525 002	150,10
BT-FC 30	2 - 16	75	40	72	38 - 56 (23 - 39)	430E (ER25)	84 525 012	150,00
BT-FC 30	2 - 20	75	45	84	42 - 62 (24 - 45)	470E (ER32)	84 525 022	150,00
BT-FC 40	1 - 10	75	30	90	38 - 53 (29 - 39)	426E (ER16)	84 525 102	153,10
BT-FC 40	2 - 16	75	40	100	42 - 59 (36 - 41)	430E (ER25)	84 525 112	153,10
BT-FC 40	2 - 20	75	50	100	42 - 76 (42 - 52)	470E (ER32)	84 525 122	153,10

LSCX = clamping depth without back stop screw for shanks
l_2 = with back stop screw 1, dimension in brackets ( ) = with back stop screw 2
dimension LPR when using tightening nuts with seals 4 mm longer

Customer Service Centre
Freephone: 1800 93 22 55

Ordering via the Online Shop
http://cuttingtools.ceratizit.com

ER precision collet

- ▲ DIN ISO 15488-B (old DIN 6499-B)
- ▲ Double taper collet
- ▲ 16 times slotted

ER-B 20 µm WNT \ Standard

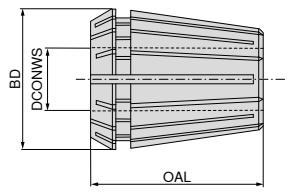



DCONWS mm		BD = 17 OAL = 27,5 426 E / ER16 Article no.	EUR	BD = 21 OAL = 31,5 428 E / ER20 Article no.	EUR	BD = 26 OAL = 34 430 E / ER25 Article no.	EUR	BD = 33 OAL = 40 470 E / ER32 Article no.	EUR	BD = 41 OAL = 46 472 E / ER40 Article no.	EUR
1		82 673 01000	15,62	82 674 01000 [1]	16,15						
2		82 673 02000	15,62	82 674 02000 [1]	16,15	82 675 02000 [1]	16,77				
3		82 673 03000	12,69	82 674 03000	11,74	82 675 03000	12,58	82 676 03000	13,53	82 677 03000	17,09
4		82 673 04000	12,69	82 674 04000	11,74	82 675 04000	12,58	82 676 04000	13,53	82 677 04000	17,09
5		82 673 05000	12,69	82 674 05000	11,74	82 675 05000	12,58	82 676 05000	13,53	82 677 05000	17,09
6		82 673 06000	12,69	82 674 06000	11,74	82 675 06000	12,58	82 676 06000	13,53	82 677 06000	17,09
7		82 673 07000	12,69	82 674 07000	11,74	82 675 07000	12,58	82 676 07000	13,53	82 677 07000	17,09
8		82 673 08000	12,69	82 674 08000	11,74	82 675 08000	12,58	82 676 08000	13,53	82 677 08000	17,09
9		82 673 09000	12,69	82 674 09000	11,74	82 675 09000	12,58	82 676 09000	13,53	82 677 09000	17,09
10		82 673 10000	12,69	82 674 10000	11,74	82 675 10000	12,58	82 676 10000	13,53	82 677 10000	17,09
11				82 674 11000	11,74	82 675 11000	12,58	82 676 11000	13,53	82 677 11000	17,09
12				82 674 12000	11,74	82 675 12000	12,58	82 676 12000	13,53	82 677 12000	17,09
13				82 674 13000	11,74	82 675 13000	12,58	82 676 13000	13,53	82 677 13000	17,09
14						82 675 14000	12,58	82 676 14000	13,53	82 677 14000	17,09
15						82 675 15000	12,58	82 676 15000	13,53	82 677 15000	17,09
16						82 675 16000	12,58	82 676 16000	13,53	82 677 16000	17,09
17								82 676 17000	13,53	82 677 17000	17,09
18								82 676 18000	13,53	82 677 18000	17,09
19								82 676 19000	13,53	82 677 19000	17,09
20								82 676 20000	13,53	82 677 20000	17,09
21										82 677 21000	17,09
22										82 677 22000	17,09
23										82 677 23000	17,09
24										82 677 24000	17,09
25										82 677 25000	17,09
26										82 677 26000	17,09
	Set in a wooden box	82 673 99900	140,60	82 674 99900	151,00	82 675 99900	198,20	82 676 99900	243,30	82 677 99900	411,10

1) not included in the set

Pull stud for tool holders according to ISO 7388-2

- ▲ MAS-BT 45° Form A and B

Scope of supply:
including O-Ring

WNT \ Standard

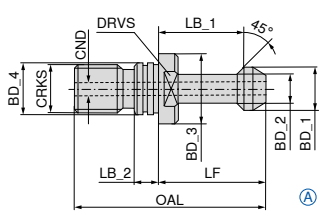

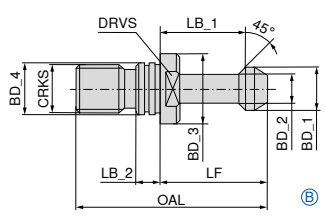

Adapter	BD_1 mm	BD_2 mm	BD_3 mm	BD_4 mm	CRKS	OAL mm	LF mm	LB_1 mm	LB_2 mm	CND mm	DRVS mm	TQX Nm	form	Article no.	EUR	Article no.	EUR
BT 30	11	7	16,5	12,5	M12	43	23	18	4,0	2,2	13	60	A			82 534 030	10,04
BT 30	11	7	16,5	12,5	M12	43	23	18	4,0		13	60	B	82 530 030	9,44		
BT 40	15	10	23,0	17,0	M16	60	35	28	5,5	4,0	19	90	A			82 534 040	7,61
BT 40	15	10	23,0	17,0	M16	60	35	28	5,5		19	90	B	82 530 040	5,91		
BT 50	23	17	38,0	25,0	M24	85	45	35	8,0	6,0	30	145	A			82 534 050	10,32
BT 50	23	17	38,0	25,0	M24	85	45	35	8,0		30	145	B	82 530 050	9,52		

Pull studs for tool holders according to ISO 7388-1

- ▲ DIN 69872 form A and B
- ▲ For tools with or without axial coolant supply

Scope of supply:
including O-Ring

WNT \ Standard

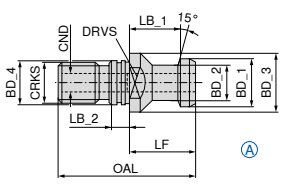



Adapter	BD_1 mm	BD_2 mm	BD_3 mm	BD_4 mm	CRKS	OAL mm	LF mm	LB_1 mm	LB_2 mm	CND mm	DRVS mm	TQX Nm	form	Article no.	EUR
SK 30	13	9	17	13	M12	44	24	19	5	3,5	14	60	A	82 468 030	9,44
SK 40	19	14	23	17	M16	54	26	20	7	7,0	19	90	A	82 468 040	5,16
SK 50	28	21	36	25	M24	74	34	25	10	11,5	30	145	A	82 468 050	7,84

Pull studs for tool holders according to ISO 7388-1

▲ Similar to ISO / DIS 7388 (ANSI-CAT only for SK 40) Form A

Scope of supply:

SK 50 including O-ring
SK 40 without O-ring groove

WNT \ Standard

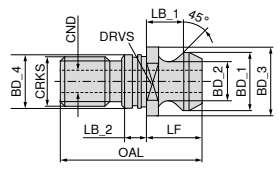



Adapter	BD_1	BD_2	BD_3	BD_4	CRKS	OAL	LF	LB_1	LB_2	CND	DRVS	TQX	Article no.	EUR
	mm	mm	mm	mm		mm	mm	mm	mm	mm	mm	Nm		
SK 40	18,95	12,95	22,5	17	M16	41,26	16,40	11,15	4,0	6,0	19	90	82 487 040	5,46
SK 50	29,10	19,60	37,0	25	M24	65,50	25,55	17,95	5,5	11,5	30	145	82 487 050	7,84

ER collet chuck with mini clamping nut

▲ with cylindrical shank

WNT \ Standard

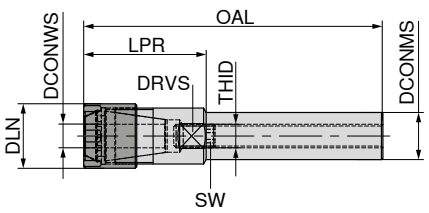

AD

DCONMS h6	DCONWS	OAL	LPR	DLN	THID	DRVS	for collet	Article no.	EUR
mm	mm	mm	mm	mm		mm			
8	1 - 5	79	24	12		9	4004E (ER08)	83 453 081	78,21
12	1 - 5	155	18	12	M5	10	4004E (ER08)	83 453 122	107,20
16	1 - 7	182	22	16	M7,5x0,5	14	4008E (ER11)	83 453 163	114,90
16	1 - 10	117	37	22	M11x1	17	426E (ER16)	83 453 164	81,08
16	1 - 10	197	37	22	M11x1	17	426E (ER16)	83 453 165	114,90
20	1 - 10	166	25	22	M11x1	17	426E (ER16)	83 453 204	111,40
25	1 - 13	166	37	28	M14x1	22	428E (ER20)	83 453 254	128,20
25	1 - 16	190	40	35	M18x1	27	430E (ER25)	83 453 256	161,00

ER collet chuck with mini clamping nut

▲ with cylindrical shank and clamping flat

WNT \ Standard

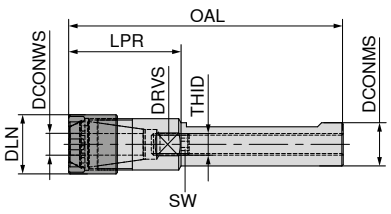

AD

DCONMS h6	DCONWS	OAL	LPR	DLN	THID	DRVS	for collet	Article no.	EUR
mm	mm	mm	mm	mm		mm			
20	1 - 10	166	25	22	M11x1	17	426E (ER16)	83 454 204	111,40
20	1 - 13	137	37	28	M11x1	22	428E (ER20)	83 454 206	83,71
20	1 - 16	146	46	35	M11x1	27	430E (ER25)	83 454 208	97,24
25	1 - 13	166	28	28	M14x1	22	428E (ER20)	83 454 254	128,20
25	1 - 16	190	40	35	M18x1	27	430E (ER25)	83 454 256	161,00

ER Collet Chuck

▲ with cylindrical shank and clamping flat

WNT \ Standard

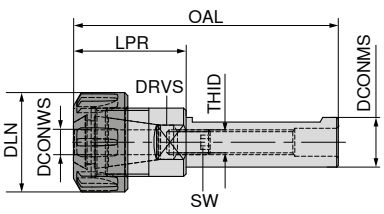

AD

DCONMS h6	DCONWS	OAL	LPR	DLN	THID	DRVS	for collet	Article no.	EUR
mm	mm	mm	mm	mm		mm			
40	2 - 20	100		50	M22x1,5	36	470E (ER32)	83 455 401	99,41
40	2 - 20	160		50	M22x1,5	36	470E (ER32)	83 455 402	122,10
40	3 - 30	139	59	63	M28x1,5	40	472E (ER40)	83 455 405	113,70

Note: Spanner to be ordered separately.

Customer Service Centre
Freephone: 1800 93 22 55

Ordering via the Online Shop
http://cuttingtools.ceratizit.com

Radial tool holders, short

WNT \ Performance

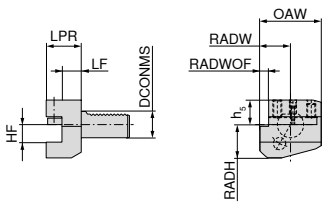

B2

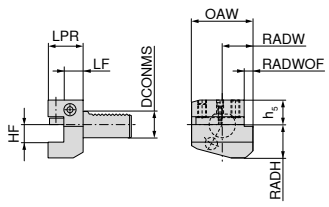

B1

B2

B1

DCONMS h6 mm	HF 0/-0,1 mm	OAW mm	RADW mm	RADWOF mm	h5 mm	RADH mm	LF 0/+0,5 mm	LPR mm	Left-hand Article no.	EUR	Right-hand Article no.	EUR
16	12	42	23,0	5,0	20,0	22	13,0	24			82 185 160	103,00
20	16	55	30,0	7,0	25,0	30	16,0	30	82 189 200	110,10	82 185 200	117,40
20	16	55	30,0	7,0	25,0	30	26,0	40	82 189 201	115,40	82 185 201	113,30
30	20	70	35,0	10,0	28,0	38	18,5	40	82 189 300	118,50	82 185 300	106,90
30	20	70	35,0	10,0	28,0	38	42,0	60	82 189 301	148,90	82 185 301	140,60
40	25	85	42,5	12,5	32,5	48	18,5	44	82 189 400	120,60	82 185 400	110,10
50	32	100	50,0	16,0	35,0	60	30,0	55	82 189 500	185,60	82 185 500	183,50

Radial tool holders, overhead, short

WNT \ Performance

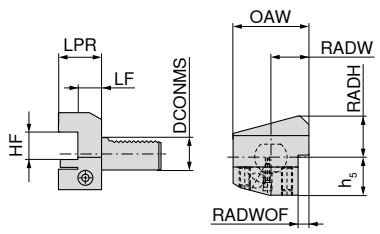

B3

DCONMS h6 mm	HF 0/-0,1 mm	OAW mm	RADW mm	RADWOF mm	h5 mm	RADH mm	LF 0/+0,5 mm	LPR mm	Right-hand Article no.	EUR
16	12	42	23,0	5,0	20,0	22	13,0	24	82 193 160	109,10
20	16	55	30,0	7,0	25,0	30	16,0	30	82 193 200	117,40
20	16	55	30,0	7,0	25,0	30	26,0	40	82 193 201	135,30
25	16	55	30,0	7,0	25,0	30	16,0	30	82 193 250	134,20
30	20	70	35,0	10,0	35,0	38	18,5	40	82 193 300	111,10
30	20	70	35,0	10,0	35,0	38	42,0	60	82 193 301	148,90
40	25	85	42,5	12,5	42,5	48	18,5	44	82 193 400	112,20
50	32	100	50,0	16,0	50,0	60	30,0	55	82 193 500	185,60

Axial tool holders

WNT \ Performance

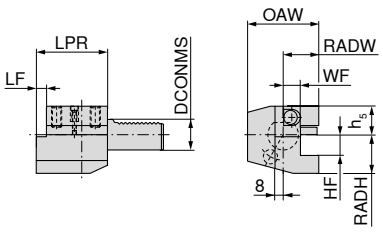

C1

DCONMS h6 mm	HF 0/-0,1 mm	OAW mm	RADW mm	WF 0/+0,3 mm	h5 mm	RADH mm	LPR mm	LF mm	Right-hand Article no.	EUR
20	16	52	27,0	13,0	25,0	30	55	7,0	82 211 200	136,30
30	20	70	35,0	17,0	28,0	38	70	10,0	82 211 300	124,80
40	25	85	42,5	20,5	32,5	48	85	12,5	82 211 400	142,60
50	32	100	50,0	25,5	35,0	60	100	16,0	82 211 500	211,80

Reduction sleeves for direct clamping

▲ For tools with cylindrical shank

WNT \ Performance

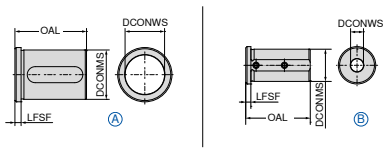

DCONMS mm	DCONWS mm	OAL mm	LFSF mm	Fig.	Article no.	EUR
25	12	50	4	B	83 272 262	49,49
25	10	50	4	B	83 272 260	49,49
25	16	50	4	A	83 272 266	49,49
25	8	50	4	B	83 272 258	49,49
25	20	50	4	A	83 272 270	49,49
25	6	50	4	B	83 272 256	63,86
32	6	58	5	B	83 272 326	65,96
32	16	58	5	A	83 272 336	51,07
32	12	58	5	B	83 272 332	51,07
32	20	58	5	A	83 272 340	51,07
32	10	58	5	B	83 272 330	51,07
32	25	58	5	A	83 272 345	51,07
32	8	58	5	B	83 272 328	65,96
40	8	58	5	B	83 272 408	80,11
40	20	58	5	A	83 272 420	71,30
40	16	58	5	A	83 272 416	71,30
40	25	58	5	A	83 272 425	71,30
40	12	58	5	B	83 272 412	71,30
40	32	58	5	A	83 272 432	71,30
40	10	58	5	B	83 272 410	65,96
50	12	75	5	B	83 272 512	74,24
50	25	75	5	A	83 272 525	74,24
50	32	75	5	A	83 272 532	74,24
50	20	75	5	A	83 272 520	74,24
50	40	75	5	A	83 272 540	74,24
50	16	75	5	A	83 272 516	74,24

ER Collet chucks

WNT \ Performance

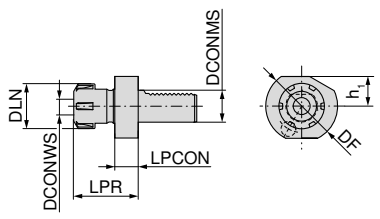

E4

DCONMS h6 mm	DCONWS mm	DF mm	DLN mm	h1 mm	LPR mm	LPCON mm	for collet	Article no.	EUR
16	1 - 10	40	28	18,0	45,5	14	426E (ER16)	82 286 160	151,00
16	1 - 13	40	34	18,0	44,0	14	428E (ER20)	82 286 161	148,90
20	1 - 16	50	42	23,0	57,0	18	430E (ER25)	82 286 202	152,10
20	2 - 20	50	50	23,0	62,0	18	470E (ER32)	82 286 203	156,20
30	1 - 16	68	42	28,0	57,0	22	430E (ER25)	82 286 300	135,30
30	2 - 20	68	50	28,0	75,0	22	470E (ER32)	82 286 301	138,40
40	1 - 16	83	42	32,5	63,0	22	430E (ER25)	82 286 400	153,10
40	2 - 20	83	50	32,5	75,0	22	470E (ER32)	82 286 401	153,10
40	3 - 26	83	63	32,5	75,0	22	472E (ER40)	82 286 402	158,40
50	2 - 20	94	50	35,0	75,0	30	470E (ER32)	82 286 500	232,80
50	3 - 26	94	63	35,0	63,0	30	472E (ER40)	82 286 501	232,80

Boring bar holder

▲ for turning tools with cylindrical shank
▲ Coolant supply either through the tool or via the ball-shaped spray nozzle

WNT \ Performance

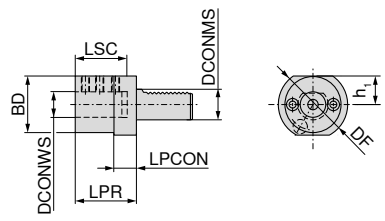

E2

DCONMS h6 mm	DCONWS H7 mm	DF mm	BD mm	h1 mm	LPR mm	LPCON mm	LSC mm	Article no.		EUR
16	6	40	32	18,0	44	13	34	82 268 160	1)	125,90
16	8	40	32	18,0	44	13	34	82 268 161	1)	106,90
16	10	40	32	18,0	44	13	34	82 268 162	1)	106,90
16	12	40	40	18,0	44	13	34	82 268 163	1)	106,90
16	16	40	40	18,0	44	13	34	82 268 164	1)	106,90
20	8	50	40	23,0	50	18	41	82 268 200		112,20
20	10	50	40	23,0	50	18	41	82 268 201		112,20
20	12	50	40	23,0	50	18	41	82 268 202		112,20
20	16	50	40	23,0	50	18	41	82 268 203		112,20
20	20	50	50	23,0	50	18	41	82 268 204		112,20
20	25	50	50	23,0	60	18	51	82 268 205		112,20
25	8	58	40	25,0	50	18	41	82 268 250		128,90
25	10	58	40	25,0	50	18	41	82 268 251		128,90
25	12	58	40	25,0	50	18	41	82 268 252		128,90
25	16	58	40	25,0	50	18	41	82 268 253		128,90
25	20	58	58	25,0	50	18	41	82 268 254		128,90
25	25	58	58	25,0	60	18	51	82 268 255		128,90
30	8	68	55	28,0	60	22	51	82 268 300		110,10
30	10	68	55	28,0	60	22	51	82 268 301		110,10
30	12	68	55	28,0	60	22	51	82 268 302		110,10
30	16	68	55	28,0	60	22	51	82 268 303		110,10
30	20	68	55	28,0	60	22	51	82 268 304		110,10
30	25	68	55	28,0	60	22	51	82 268 305		110,10
30	32	68	68	28,0	75	22	61	82 268 306		110,10
40	8	83	55	32,5	75	22	61	82 268 400		112,20
40	10	83	55	32,5	75	22	61	82 268 401		112,20
40	12	83	55	32,5	75	22	61	82 268 402		112,20
40	16	83	55	32,5	75	22	61	82 268 403		112,20
40	20	83	55	32,5	75	22	61	82 268 404		112,20
40	25	83	55	32,5	75	22	61	82 268 405		112,20
40	32	83	83	32,5	75	22	61	82 268 406		112,20
40	40	83	83	32,5	90	22	76	82 268 407		112,20
50	12	98	68	35,0	90	30	76	82 268 500		160,40
50	16	98	68	35,0	90	30	76	82 268 501		160,40
50	20	98	68	35,0	90	30	76	82 268 502		160,40
50	25	98	68	35,0	90	30	76	82 268 503		153,10
50	32	98	68	35,0	90	30	76	82 268 504		153,10
50	40	98	98	35,0	90	30	76	82 268 505		153,10
50	50	98	98	35,0	100	30	86	82 268 506		153,10

1) Coolant supply through pipe joint

Tool Supply 24/7

Tool-O-Mat 840
up to 840 tools

Tool-O-Mat 80
up to 80 tools

Tool-O-Mat 60
up to 60 tools

Access to Cutting Tools 24/7
with full control

Itemised Reporting

Major cashflow benefits
you only pay for the tools you use

Zero obsolete stock
you don't get left with old cutting tool technology

Major purchasing cost reduction
only one consolidated invoice per month

Simple stock maintenance by CERATIZIT
Your local CERATIZIT service/sales engineer refills the machine with tools. We manage everything for you so you can concentrate on machining.

Supervisor key function
the ability to control high value items

Tried and tested system
over 400 machines in operation in the UK & Ireland

CERATIZIT UK & IRELAND LTD
Europa Link \ UK-Sheffield S9 1XU
Tel.: 1800 073 2 073
info.uk@ceratizit.com \ www.ceratizit.com

CERATIZIT GROUP

09/2020 - 99 122 00499